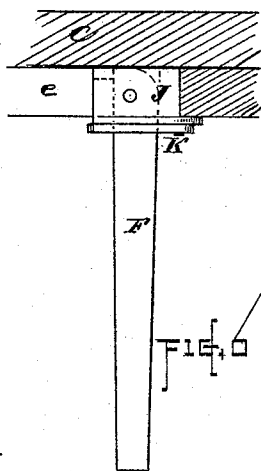
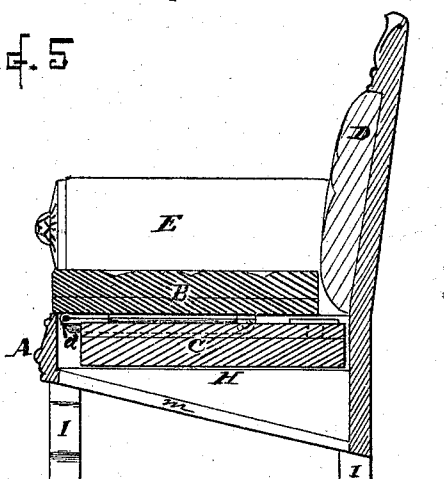
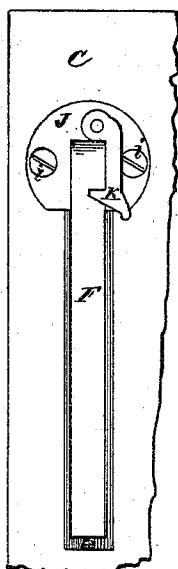
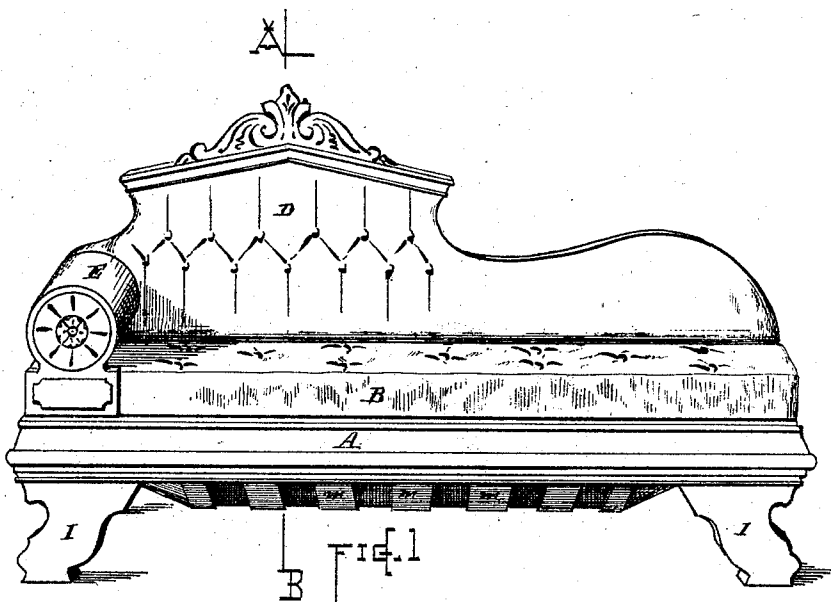


J. J. RUSS.

Improvement in Sofa-Beds.

No. 130,664.

Patented Aug 20, 1872.



Witnesses

Chas. H. Burleigh
C. C. Moore

Inventor

James J. Russ

J. J. RUSS.

Improvement in Sofa-Beds.

No. 130,664.

Patented Aug 20, 1872.

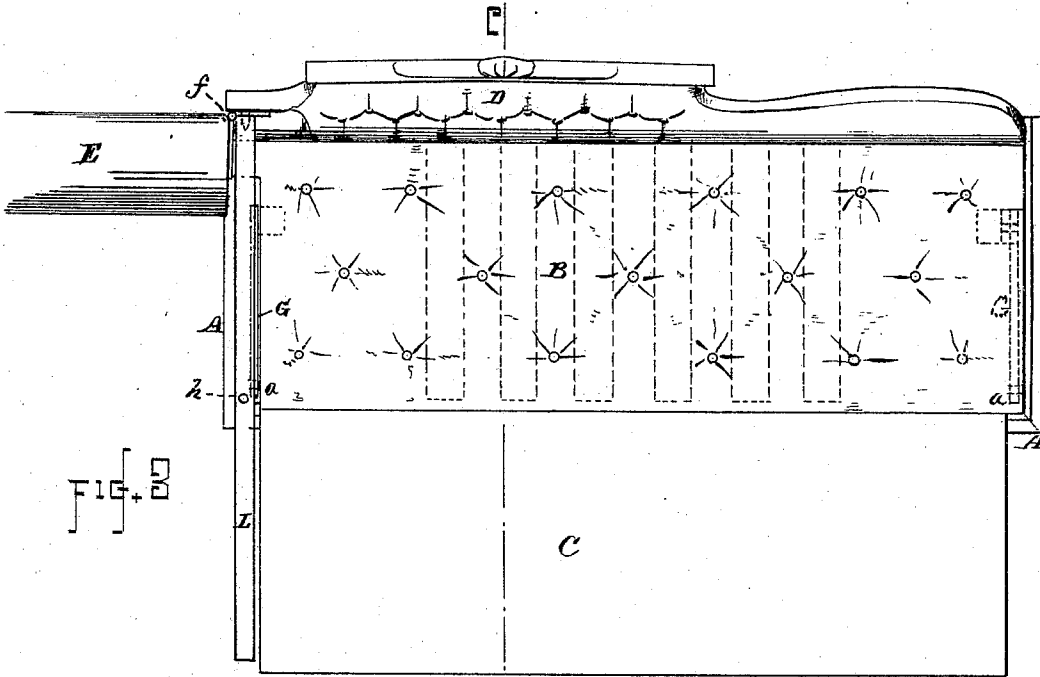


FIG. 3

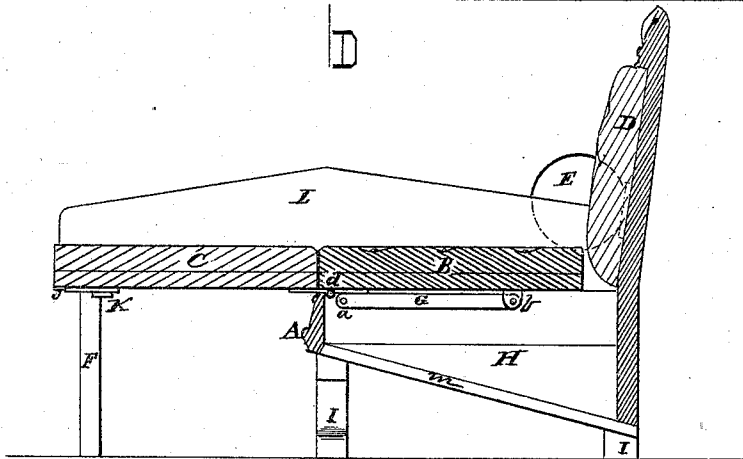


FIG. 4

Witnesses
 Charles Dymally
 E. E. Moore

Inventor
 James J. Russ

UNITED STATES PATENT OFFICE.

JAMES J. RUSS, OF WORCESTER, MASSACHUSETTS.

IMPROVEMENT IN SOFA-BEDS.

Specification forming part of Letters Patent No. 130,664, dated August 20, 1872.

To all whom it may concern:

Be it known that I, JAMES J. RUSS, of the city and county of Worcester and Commonwealth of Massachusetts, have invented certain new and useful Improvements in Bed Lounges and Sofas; and I do hereby declare that the following is a full, clear, and exact description of the same, reference being had to the accompanying drawing which forms a part of this specification, in which—

Figure 1 represents a front view of a bed lounge or sofa embracing my improvements. Fig. 2 represents a transverse section of the same at line A B, Fig. 1, when folded or closed. Fig. 3 represents a plan view of the lounge when open or in position to be used as a bed. Fig. 4 represents a transverse section of the same at line C D, Fig. 3, when open. Fig. 5 represents a bottom view of a section of the second fold, showing the socket for securing the leg, the leg folded up; and Fig. 6 represents a side view of the leg-socket with the leg extended.

This invention relates to certain improvements in bed lounges or sofas; the object thereof being to reduce the cost of their manufacture, to increase the convenience and ease of their operation, and to enhance their beauty or appearance.

In the drawing, the parts marked A represent the frame. B indicates the seat or first fold. C indicates the bed extension or second fold. D indicates the back; E, the arm; and F, the folding standards or legs. The frame A and back D are constructed of suitable form and attached rigidly to each other. The seat B is made of such size that it will cover the frame and rest on the top thereof at the ends and front. It is suitably upholstered, and is hinged at its ends to the frame A by means of hinge-bars G, said bars having their front ends pivoted to the inner side of the frame at its front corner *a*, while their rear ends are pivoted to ear-pieces *b*, fixed to the under side of the seat B at about two-thirds of the distance from front to rear. The bed extension or second fold C is hinged to the front part of the seat or first fold B, the hinges *d* being arranged at some distance back from the front corner of the seat, (see Figs. 2 and 4,) so that while the seat or first fold strikes and rests upon the top of the frame A the second fold C will

readily pass into the interior of the receptacle or box H. The second fold C is made shorter than the seat B, so that it will fold between the hinge-bars G at the ends. The arm E is connected to the back D, by means of a hinge, *f*, in such a manner that it can be swung out horizontally; and it is so constructed that when it is in position, as shown in Figs. 1 and 2, it will hold the seat B in place and prevent it from being raised; and when swung outward, as shown in Figs. 3 and 4, it permits of the seat being raised and the bed opened. A vertical pin, *h*, is arranged in the end frame A, which fits into a hole in the under side of the arm and holds the latter in position when closed, and the front end of the arm requires to be slightly raised to release it from or catch it upon said pin *h*. The legs or standards I, for supporting the frame A, may be made in the ordinary manner. The folding legs or standards F, which support the second or bed fold C when open, are pivoted at their upper ends in metallic socket-pieces J, as shown in Figs. 5 and 6. A slot or depression, *e*, is cut in the under side of the fold C of sufficient size to receive the socket J and leg F. The socket J is arranged in one end of said slot *e*, and secured in place by the screws *i*, which pass through the flange socket-piece, as indicated; and the leg F, when folded up, is received in the remaining portion of the slot *e*. A hook, K, is pivoted to the under side of the socket J, which hook locks around the leg F when the latter is let down and holds it in its extended position, and when the leg is folded up it serves as a button for retaining the leg in place within the receiving-slot. A head-board, L, may be used when the bed is extended, said head-board being made to fit upon the pin *h*, and also secured to the back D by suitable pins or hooks. The receptacle or box H, into which the bed extension C folds, is formed of just sufficient depth at its ends to receive the said fold, while its central rear portion extends considerably lower, so as to give room for the bedding and pillows. The bottom of this receptacle is formed of slats *m*, as indicated in Fig. 1 and by dotted lines in Fig. 3, with spaces between them to permit free passage of air. The bottom of the receptacle H is made inclined from front to rear, so that while the front of the frame can be made nar-

row, as in an ordinary lounge or sofa, there will be ample room beneath the rear part of the fold C for the storage of the bedding and other articles.

The operation of opening or extending the parts so as to form a bed is as follows: The arm E is first swung outward, as indicated in Fig. 3. The front edge of the seat B is then turned up against the back D, and the bedding and other articles taken from the receptacle H. The second fold is next turned up above the first in a similar manner, and the legs F are swung out and locked in position by their hooks K, after which the two folds B and C are together lowered to a horizontal position, as shown in Fig. 4. The head-board L is then placed in position, and the bedding properly arranged.

When refolding the bed this operation is reversed.

From the foregoing description it will be seen that my improved bed lounge or sofa is compact in form and elegant in appearance as a lounge or sofa, while it is easy and convenient in its operation of folding and unfolding,

requiring but little strength to handle it. It is light, strong, and durable, and can be manufactured at a comparatively small cost.

Having described my improved bed lounge or sofa, what I claim therein as new and of my invention, and desire to secure by Letters Patent, is—

1. The combination, with the frame A and seat or first fold B, of the bed extension or second fold C and hinges *d*, said hinges being arranged back from the front edge of the first fold or seat in such a manner that the second fold C will pass freely into the interior of the frame A, while the seat B rests upon and is supported by the front part of said frame, substantially as set forth.

2. The combination, with the frame A, seat B, and extension fold C, hinged to each other, as described, of the hinge-bars G, substantially as and for the purposes set forth.

JAMES J. RUSS.

Witnesses:

CHAS. H. BURLEIGH,
E. E. MOORE.