



US00D882297S

(12) **United States Design Patent**
Yan

(10) **Patent No.:** **US D882,297 S**

(45) **Date of Patent:** **** Apr. 28, 2020**

(54) **CUSHION**

(71) Applicant: **Luqi Yan**, Nantong (CN)

(72) Inventor: **Luqi Yan**, Nantong (CN)

(**) Term: **15 Years**

(21) Appl. No.: **29/688,496**

(22) Filed: **Apr. 22, 2019**

(30) **Foreign Application Priority Data**

Dec. 27, 2018 (CN) 2018 3 0762461

(51) **LOC (12) Cl.** **06-09**

(52) **U.S. Cl.**
USPC **D6/601**

(58) **Field of Classification Search**

USPC D6/595-597, 601, 604-606
CPC A47C 27/00; A47C 27/08; A47C 27/12;
A47C 27/14; A47C 7/18; A47C 7/185;
A47C 7/20; A47C 23/00; A47C 27/001;
A47C 27/05; A47C 27/053; A47C
27/056; A47C 27/06; A47C 27/142; A47C
21/00; A47C 21/026; A47G 9/00; A47G
9/06; A47G 9/08; A47G 9/086; A47G
9/1009; A47G 9/10; A47G 9/1027; A47G
9/1054; A47G 9/1063; A47G 9/1072;
A47G 9/1045; A47G 9/1081; A47G
9/109; A47G 2009/1018; A47G 2009/003
See application file for complete search history.

(56) **References Cited**

U.S. PATENT DOCUMENTS

4,320,543 A * 3/1982 Dixon A47G 9/1081
5/636
D316,354 S * 4/1991 Bool D6/601
D327,389 S * 6/1992 Flores D6/601

5,682,632 A * 11/1997 Cotroneo A47G 9/10
5/636
D668,092 S * 10/2012 Davis D6/601
D701,063 S * 3/2014 Myers D6/601
D836,363 S * 12/2018 Cornelius D6/601
D868,501 S * 12/2019 Mi D6/601
D876,639 S * 2/2020 Huang D24/188
2003/0121103 A1* 7/2003 Wempe A47C 27/086
5/654
2007/0294831 A1* 12/2007 Siekman A61G 5/1043
5/653
2013/0198961 A1* 8/2013 Davis A47C 7/62
5/648
2013/0232693 A1* 9/2013 Myers A47G 9/10
5/636

FOREIGN PATENT DOCUMENTS

WO WO-2008089421 A1 * 7/2008 A61G 7/072

* cited by examiner

Primary Examiner — R. Johnson

(74) *Attorney, Agent, or Firm* — Chun-Ming Shih;
Lanway IPR Services


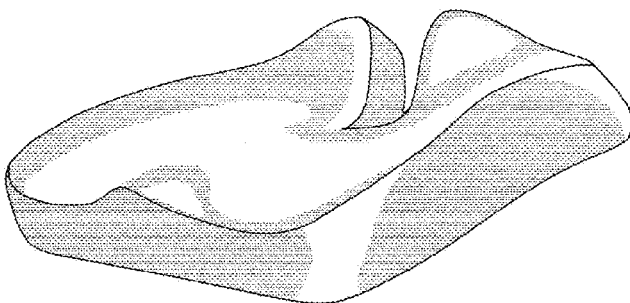
(57) **CLAIM**

The ornamental design for a cushion, as shown and described.

DESCRIPTION

FIG. 1 is a perspective view of a cushion showing my new design;
FIG. 2 is a front view thereof;
FIG. 3 is a rear view thereof;
FIG. 4 is a left side elevational view thereof;
FIG. 5 is a right side elevational view thereof;
FIG. 6 is a top view thereof; and,
FIG. 7 is a bottom view thereof.

1 Claim, 7 Drawing Sheets



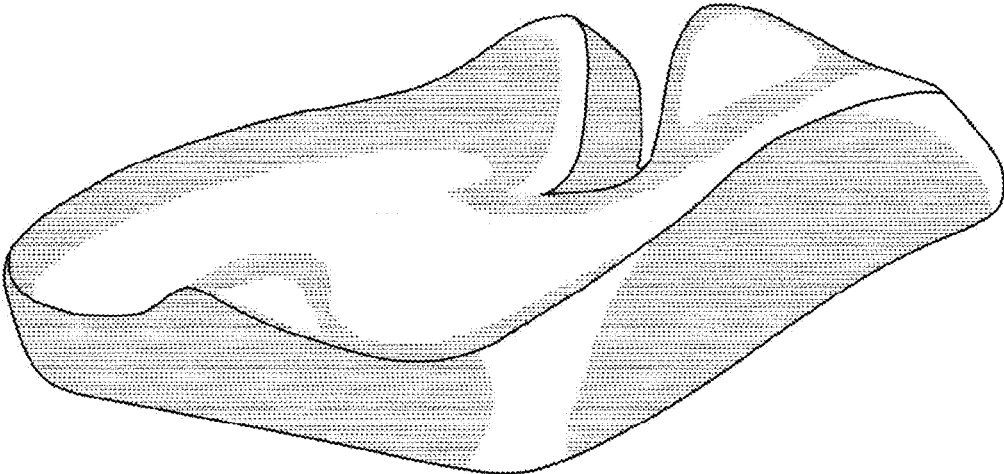


FIG. 1

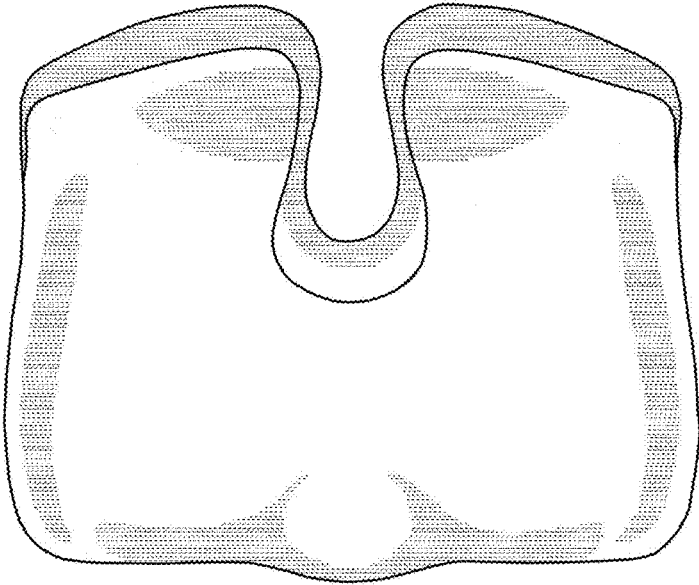


FIG. 2

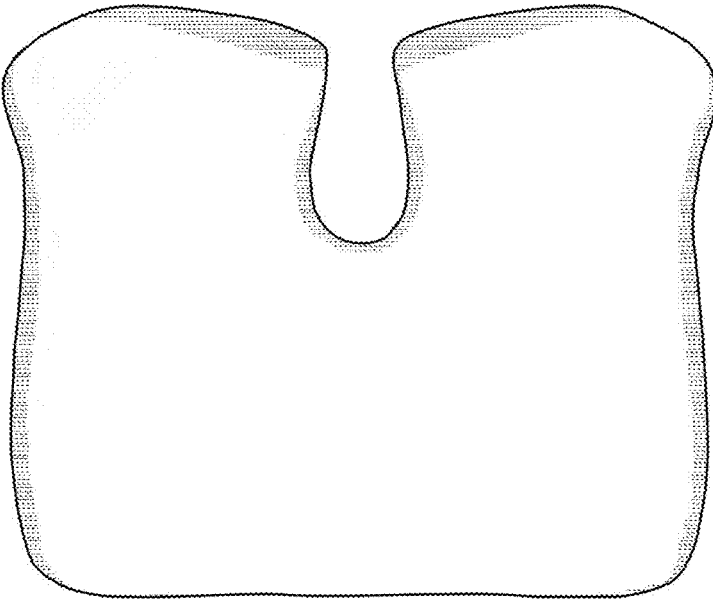


Fig. 3

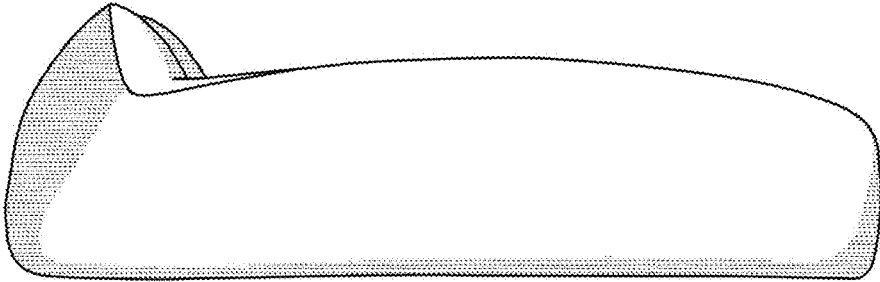


Fig. 4

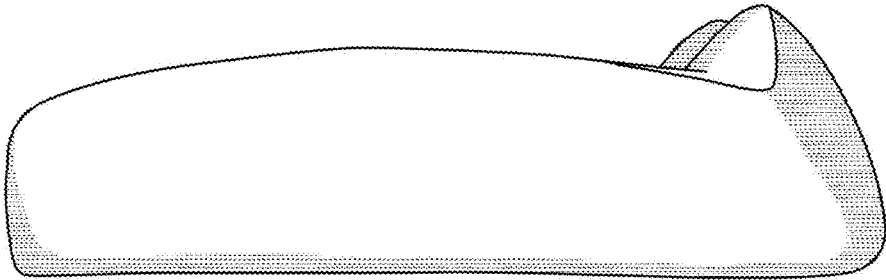


FIG. 5

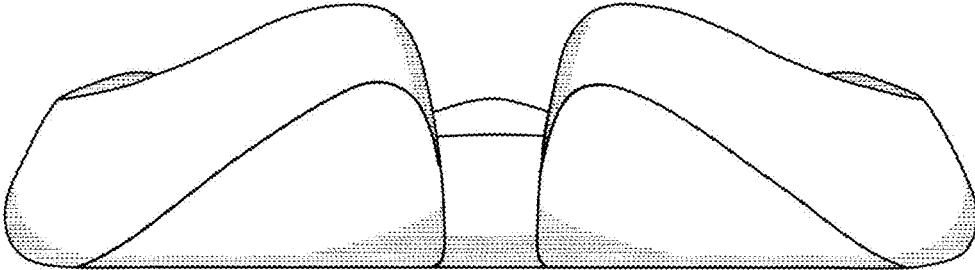


FIG. 6

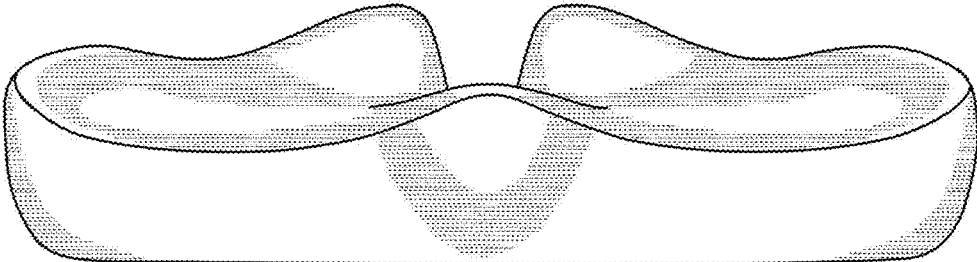


FIG. 7