



(12) **United States Design Patent** (10) **Patent No.:** **US D808,136 S**
Tæstensen et al. (45) **Date of Patent:** **** Jan. 23, 2018**

(54) **SOLE FOR FOOTWEAR**
 (71) Applicant: **ECCO SKO A/S**, Bredebro (DK)
 (72) Inventors: **Niki Tæstensen**, Flensburg (DE);
Ventsislav Nikolov, Tønder (DK);
Andrzej Bikowsky, Harrislee (DE);
Luke McConnie, Tønder (DK); **Jakob Møller Hansen**, Aabenraa (DK);
Wendy Cullingford, Augustenborg (DK); **Kaja Bartel**, Flensburg (DE);
Jeroen Sars, JJ Waalre (NL); **Adam Owen**, Tønder (DK); **Kano Afify**, Tønder (DK); **Lisselotte L. Laursen**, Ribe (DK); **Savino Paolo Bove**, Biel (CH)

(**) Term: **15 Years**
 (21) Appl. No.: **35/501,445**
 (22) Filed: **Jun. 3, 2016**

(80) **Hague Agreement Data**
 Int. Filing Date: **Jun. 3, 2016**
 Int. Reg. No.: **DM/092072**
 Int. Reg. Date: **Jun. 3, 2016**
 Int. Reg. Pub. Date: **Aug. 26, 2016**
 (51) **LOC (11) Cl.** **02-04**
 (52) **U.S. Cl.**
 USPC **D2/951**
 (58) **Field of Classification Search**
 USPC D2/902, 906, 908, 916, 918, 925,
 D2/946-962
 CPC A43B 13/223; A43B 13/04; A43B 13/14;
 A43B 13/141; A43B 13/12; A43B 13/20;
 A43B 13/026; A43B 13/26; A43B 23/17;
 A43B 5/00; A43B 5/001; A43B 5/06;
 A43C 15/162; A43C 15/02
 See application file for complete search history.

(56) **References Cited**
 U.S. PATENT DOCUMENTS


D473,698 S *	4/2003	St-Louis	D2/953
D499,238 S *	12/2004	Romero-Sanchez	D2/947
D518,627 S *	4/2006	Weitzman	D2/918
D582,137 S *	12/2008	Choi	D2/909
D591,490 S *	5/2009	Lawler	D2/898
D769,592 S *	10/2016	Kasprzak	D2/951
D778,558 S *	2/2017	Kasprzak	D2/947
D781,040 S *	3/2017	Scofield	D2/947
2012/0324766 A1 *	12/2012	Pizzino	A43B 3/20 36/72 R
2013/0232823 A1 *	9/2013	Kasprzak	A43B 5/001 36/103
2014/0082968 A1 *	3/2014	Binzer	A43B 13/22 36/103
2015/0040425 A1 *	2/2015	Adams	A43B 7/088 36/29
2016/0007678 A1 *	1/2016	Silverman	A43B 13/122 36/136


* cited by examiner
Primary Examiner — George D Kirschbaum
Assistant Examiner — Jennifer Watkins

(57) **CLAIM**
 The ornamental design for a sole for footwear, as shown and described.


DESCRIPTION
 Fig. 16.1 is a left side elevation view of a sole for footwear showing my new design;
 Fig. 16.2 is a right side elevation view thereof;
 Fig. 16.3 is a back perspective view thereof;
 Fig. 16.4 is a bottom plan view thereof; and
 Fig. 16.5 is a front perspective view thereof.
 The broken lines of uneven length illustrate the boundary of the claimed design and form no part of the claimed design.

1 Claim, 5 Drawing Sheets






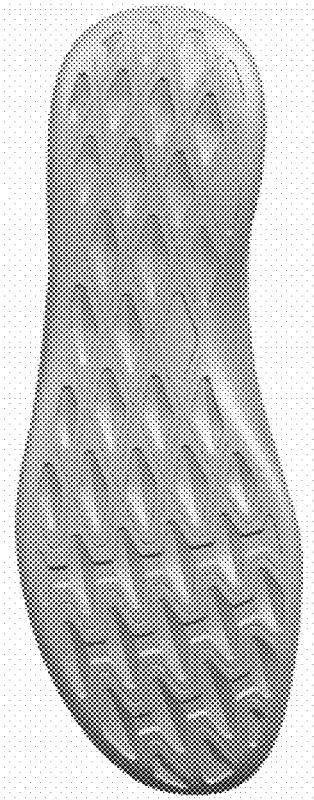
16.1



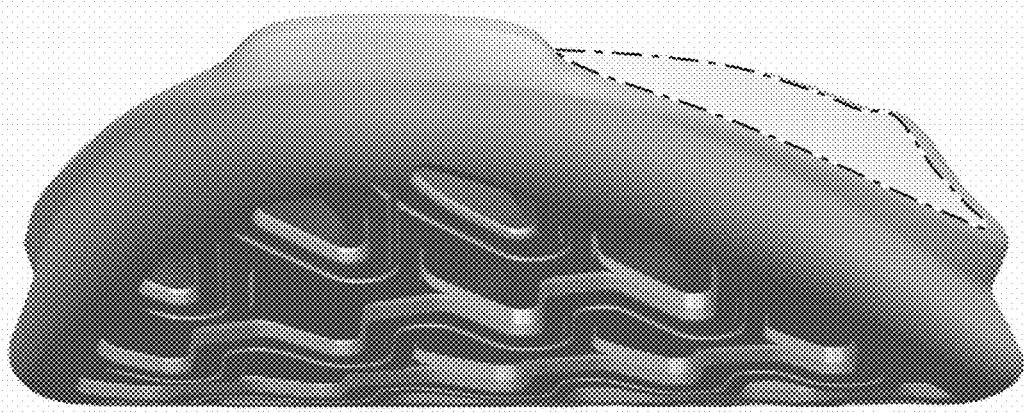
16.2



16.3



16.4



16.5