

PCTWORLD INTELLECTUAL PROPERTY ORGANIZATION
International Bureau

INTERNATIONAL APPLICATION PUBLISHED UNDER THE PATENT COOPERATION TREATY (PCT)

(51) International Patent Classification ⁶ : A61K 31/785, 38/00, 47/48, A61L 27/00, 31/00, C08F 8/30	A1	(11) International Publication Number: WO 96/32118 (43) International Publication Date: 17 October 1996 (17.10.96)
(21) International Application Number: PCT/US96/04889 (22) International Filing Date: 10 April 1996 (10.04.96) (30) Priority Data: 08/419,044 10 April 1995 (10.04.95) US (71) Applicants: THE UNITED STATES OF AMERICA, represented by THE SECRETARY, DEPARTMENT OF HEALTH AND HUMAN SERVICES National Institutes of Health [US/US]; Office of Technology Transfer, Box OTT, Bethesda, MD 20892-9902 (US). VIVUS, INC. [US/US]; Suite 200, 545 Middlefield Road, Menlo Park, CA 94025 (US). (72) Inventors: KEEFER, Larry, K.; 7016 River Road, Bethesda, MD 20817 (US). SAAVEDRA, Joseph, E.; 7189 Brown's Lane, Thurmont, MD 21788 (US). DOHERTY, Paul, C.; 10416 Castine Avenue, Cupertino, CA 95014 (US). HANAMOTO, Mark, S.; 3303 Haskins Drive, Belmont, CA 94002 (US). PLACE, Virgil, A.; 10 Ala Kahua Drive, P.O. Box 44555, Kawaihae, HI 96743 (US). (74) Agents: GAGALA, Bruce, M. et al.; Leydig, Voit & Mayer, Ltd., Two Prudential Plaza, Suite 4900, 180 North Stetson, Chicago, IL 60601-6780 (US).		(81) Designated States: AL, AM, AT, AU, AZ, BB, BG, BR, BY, CA, CH, CN, CZ, DE, DK, EE, ES, FI, GB, GE, HU, IS, JP, KE, KG, KP, KR, KZ, LK, LR, LS, LT, LU, LV, MD, MG, MK, MN, MW, MX, NO, NZ, PL, PT, RO, RU, SD, SE, SG, SI, SK, TJ, TM, TR, TT, UA, UG, UZ, VN, ARIPO patent (KE, LS, MW, SD, SZ, UG), Eurasian patent (AM, AZ, BY, KG, KZ, MD, RU, TJ, TM), European patent (AT, BE, CH, DE, DK, ES, FI, FR, GB, GR, IE, IT, LU, MC, NL, PT, SE), OAPI patent (BF, BJ, CF, CG, CI, CM, GA, GN, ML, MR, NE, SN, TD, TG). Published <i>With international search report.</i> <i>Before the expiration of the time limit for amending the claims and to be republished in the event of the receipt of amendments.</i>
(54) Title: USE OF NITRIC OXIDE-RELEASING AGENTS TO TREAT IMPOTENCY (57) Abstract A method of treatment for impotency is provided. The method involves the administration of nitric oxide by a nitric oxide-releasing agent capable of providing a penile erection-inducing amount of nitric oxide to the corpus cavernosum of the penis of an impotent male animal. Also provided is a nitric oxide delivery means for use in the method.		

FOR THE PURPOSES OF INFORMATION ONLY

Codes used to identify States party to the PCT on the front pages of pamphlets publishing international applications under the PCT.

AM	Armenia	GB	United Kingdom	MW	Malawi
AT	Austria	GE	Georgia	MX	Mexico
AU	Australia	GN	Guinea	NE	Niger
BB	Barbados	GR	Greece	NL	Netherlands
BE	Belgium	HU	Hungary	NO	Norway
BF	Burkina Faso	IE	Ireland	NZ	New Zealand
BG	Bulgaria	IT	Italy	PL	Poland
BJ	Benin	JP	Japan	PT	Portugal
BR	Brazil	KE	Kenya	RO	Romania
BY	Belarus	KG	Kyrgyzstan	RU	Russian Federation
CA	Canada	KP	Democratic People's Republic of Korea	SD	Sudan
CF	Central African Republic	KR	Republic of Korea	SE	Sweden
CG	Congo	KZ	Kazakhstan	SG	Singapore
CH	Switzerland	LI	Liechtenstein	SI	Slovenia
CI	Côte d'Ivoire	LK	Sri Lanka	SK	Slovakia
CM	Cameroon	LR	Liberia	SN	Senegal
CN	China	LT	Lithuania	SZ	Swaziland
CS	Czechoslovakia	LU	Luxembourg	TD	Chad
CZ	Czech Republic	LV	Latvia	TG	Togo
DE	Germany	MC	Monaco	TJ	Tajikistan
DK	Denmark	MD	Republic of Moldova	TT	Trinidad and Tobago
EE	Estonia	MG	Madagascar	UA	Ukraine
ES	Spain	ML	Mali	UG	Uganda
FI	Finland	MN	Mongolia	US	United States of America
FR	France	MR	Mauritania	UZ	Uzbekistan
GA	Gabon			VN	Viet Nam

**USE OF NITRIC OXIDE-RELEASING
AGENTS TO TREAT IMPOTENCY**

Technical Field of the Invention

The present invention relates to a method of
10 treating impotency in a male, and more particularly, to
the use of certain nitric oxide-releasing agents to
treat impotency. The present invention also relates to
nitric oxide delivery means comprising nitric oxide-
releasing agents for use in the method.

15

Background of the Invention

It is estimated that in the United States alone,
there are between 10 and 20 million men with moderate to
severe forms of erectile dysfunction. An additional 10
20 million men exist for whom urinary tract dysfunction is
also a significant problem.

Penile erection and detumescence involve a complex
interaction of direct neuronal activation combined with
the release of endothelial derived contractile and
25 relaxant factors. A variety of neurotransmitter
substances and vasoactive modulators have been
described. Of these, nitric oxide appears to play a
primary role in the development of an erection.

Cavernosal smooth muscle relaxation is one of the
30 primary events in penile erection. Although it is
believed to be initiated by the synthesis and release of
NO from nonadrenergic-noncholinergic neurons of the
corpus cavernosum (Kimura et al., Nippon Hinyokika
Gakkai Zasshi 84(9): 1660-1664 (1993); Rajfer et al., N.
35 Engl. J. Med. 326(2): 90-94 (1992); Knispel et al.,

Urol. Res. 20(4): 253-257 (1992); Burnett et al.,
Science 257(5068): 401-403 (1992); and Mills et al.,
Biol. Reprod. 46(3): 342-348 (1992)), studies undertaken
to determine whether or not the serum levels of NO
5 metabolites, i.e, nitrites and nitrates, increase in
peripheral and cavernosal blood during penile erection
in potent adult humans demonstrated that nitrite and
nitrate levels do not change appreciably during and
immediately following erection (Moriel et al., Urology
10 42(5): 551-553 (1993)). Physiological concentrations of
oxygen in the corpus cavernosum tissue, however, are
believed to modulate penile erection by regulating NO
synthesis (Kim et al., J. Clin. Invest. 91(2): 437-442
(1993)). It has been further hypothesized that
15 relaxation of the corpus cavernosum, initiated in
response to nitric oxide synthesis and release from
nonadrenergic-noncholinergic neurons, could be amplified
and maintained by NO production as a result of platelet
trapping in the corpus cavernosum during the first phase
20 of penile erection (Alberti et al., Minerva Urol.
Nefrol. 45(2): 49-54 (1993)).

Currently available therapies for erectile
dysfunction include needle injection of a vasodilator
drugs directly into the penis; a vacuum constriction
25 device (VCD), which pulls blood into the penis and holds
it there with a constriction ring; a surgical implant,
which provides rigidity; oral medication, such as
yohimbine, which appears to have beneficial effects in
only a small proportion of patients; psychological
30 therapy, for which few data exist on long term benefit;
and vascular surgery, which is appropriate in only a
very small number of patients. All six therapies have
significant drawbacks. In fact, they are so limited in
appeal that fewer than ten percent of men with erectile
35 dysfunction have adopted any one of the therapies at
all. In addition, each of these therapies suffers from
exceedingly high rates of discontinuance for reasons

that are not entirely related to the therapy, itself. There remains a need, therefore, for an effective method of treating impotency.

5 Nitric oxide has been utilized as a means of studying penile erection and penile dysfunction due to diabetes and venous leakage, for example. The potential usefulness of nitric oxide to treat impotence has been discussed by McGuffey (Am. Pharm. NS33(7): 20 (1993)).

10 Nitric oxide in its pure form, however, is a highly reactive gas having limited solubility in aqueous media (WHO Task Group on Environmental Health Criteria for Oxides of Nitrogen, Oxides of Nitrogen, Environmental Health Criteria 4 (World Health Organization: Geneva, 1977)). Nitric oxide, therefore, is difficult to
15 introduce reliably into most biological systems without premature decomposition.

A number of compounds have been developed that are capable of delivering nitric oxide in a pharmacologically useful way. Such compounds include
20 compounds that release nitric oxide upon being metabolized and compounds that release nitric oxide spontaneously in aqueous solution.

Compounds that release nitric oxide upon being metabolized include the widely used nitrovasodilators
25 glyceryl trinitrate and sodium nitroprusside (SNP) (Ignarro et al., J. Pharmacol. Exp. Ther., 218, 739-749 (1981); Ignarro, Annu. Rev. Pharmacol. Toxicol., 30, 535-560 (1990); Kruszyna et al., Toxicol. Appl. Pharmacol., 91, 429-438 (1987); Wilcox et al., Chem. Res. Toxicol., 3, 71-76 (1990)), which are relatively
30 stable but release nitric oxide on activation. While this feature may be an advantage in some applications, it also can be a significant liability. For example, tolerance to glyceryl trinitrate can develop via the
35 exhaustion of the relevant enzyme/cofactor system (Ignarro et al., Annu. Rev. Pharmacol. Toxicol., 25, 171-191 (1985); Kuhn et al., J. Cardiovasc. Pharmacol.,

14 (Suppl. 11), S47-S54 (1989)). Also, prolonged
administration of nitroprusside results in the metabolic
production of cyanide, which leads to toxicity (Smith et
al., "A Potpourri of Biologically Reactive
5 Intermediates" in Biological Reactive Intermediates IV.
Molecular and Cellular Effects and Their Impact on Human
Health (Witmer et al., eds.), Advances in Experimental
Medicine and Biology Volume 283 (Plenum Press: New
York, 1991), pp. 365-369). S-Nitroso-N-
10 acetylpenicillamine (SNAP) has been reported to release
nitric oxide in solution and to be effective at
inhibiting DNA synthesis (Garg et al., Biochem. and
Biophys. Res. Comm., 171, 474-479 (1990)).

SNP has been administered to primates for purposes
15 of studying the physiology and pharmacology of erection
(Hellstrom et al., J. Urol. 151(60: 1723-1727 (1994)).
Intracavernosal injection of SNP induced erections with
dose-dependent increases in cavernosal pressure and
penile length.

20 The NO donor linsidomine chlorohydrate, otherwise
known as 3-morpholinosydnonimine or SIN-1, was
administered to 30 human patients with erectile
dysfunction caused by venous leakage (Wegner et al.,
Urology 42(4): 409-411 (1993)) and was less effective
25 than prostaglandin E1 (PGE1) in treating the dysfunction
in over two-thirds of the patients treated. SIN-1 was
also found to be less effective than SNP in relaxing
isolated rabbit corpus cavernosum (Holmquist et al., J.
Urol. 150(4): 1310-1315 (1993)). More promising results
30 with SIN-1 were obtained in a 63-patient study carried
out by Stief et al. (J. Urol. 148(5): 1437-1440 (1992)).
However, activation of SIN-1 by oxygen produces both NO
and superoxide ion, two species that can combine with
one another to produce the potent oxidant, ONOO⁻. The
35 potential to produce this toxic by-product is believed
to limit the utility of such sydnonimine drugs.

Numerous nitric oxide-nucleophile complexes also have been described, e.g., by Drago, ACS Adv. Chem. Ser., 36, 143-149 (1962). See also Longhi and Drago, Inorg. Chem., 2, 85 (1963). Some of these complexes, known as NONOates, evolve nitric oxide on heating or hydrolysis (Maragos et al., J. Med. Chem., 34, 3242-3247 (1991)).

These compounds contain the anionic N_2O_2^- group or derivatives thereof. Many of these compounds have proven especially promising pharmacologically because, unlike SNP and nitroglycerin, they release NO without first having to be activated. The only other series of drugs currently known to be capable of releasing NO purely spontaneously is the S-nitrosothiol series, compounds of structure R-S-N=O (Stamler et al., Proc. Natl. Acad. Sci. U.S.A., 89, 444-448 (1992)); however, the $\text{R-S-N=O} \rightarrow \text{NO}$ reaction can be kinetically complicated and difficult to control (Morley et al., J. Cardiovasc. Pharmacol., 21, 670-676 (1993)), and extensive redox activation (McAninly et al., J. Chem. Soc., Chem. Comm., 1758-1759 (1993)) and metabolism (Kowaluk et al., J. Pharmacol. Exp. Ther., 255, 1256-1264 (1990)) have been documented for these compounds. Moreover, the oxidation state of nitrogen in the S-nitrosothiols is +3, rather than the +2 of nitric oxide. While variation in the R group of the R-S-N=O compounds provides a means of altering their chemical, and hence pharmacological, properties, the NONOate series is especially versatile in this respect. NONOates having reproducible half-lives ranging from 2 seconds to 20 hours have been prepared. They can be O-alkylated to provide either spontaneous NO-generators with half-lives of up to a week or more or prodrugs that cannot release NO at all until the oxygen substituent is removed metabolically. The NONOate function can be coordinated via the two oxygen atoms to metal centers; it can be attached to natural products, such as spermine (a constituent of

human semen) and peptides; and it can be bound in solid polymeric matrices to provide a point source of NO. A compound containing more than one nucleophile residue (such as, for example, the polyamine, spermine) can be bound to more than one NONOate group, to thereby provide a single NONOate molecule with bi-or polyphasic NO release rates. By providing such a wide variety of NO release rates, physical forms, and potential strategies for targeting NO delivery to specific sites in the body, the NONOates constitute a most advantageous series of compounds on which to base NO donor drug development efforts.

Nitric oxide/nucleophile complexes (NONOates) that release nitric oxide in aqueous solution are disclosed in U.S. Patent Nos. 4,954,526, 5,039,705, 5,155,137, 5,185,376, 5,208,233, 5,212,204, 5,250,550, 5,366,977, and 5,389,675, as being useful cardiovascular agents (see also Maragos et al., J. Med. Chem., 34, 3242-3247 (1991)).

Despite the promise of the nitric oxide/nucleophile complexes that have been described thus far in the literature, their pharmacological application is limited by their tendency to distribute evenly throughout the medium. Such even distribution is a great advantage in many applications, but tends to compromise their selectivity of action. However, the nitric oxide/nucleophile complexes can be incorporated into polymers in order to overcome this limitation by enabling concentrated and localized release of NO at a given site in a controllable and predictable manner such that effective dosing can be realized. This imparts a tremendous advantage to the technology for the treatment of erectile dysfunction.

The present invention provides a method of treatment for impotency in a male animal that overcomes the above-described disadvantages of currently available treatment methods by employing NONOates as nitric oxide-

releasing agents in the form of polymers, pharmaceutical compositions, and various delivery means comprising such compositions and polymers. Accordingly, the present invention also seeks to provide delivery means for use
5 in the present inventive method. These and other objects and advantages of the present invention, as well as additional inventive features, will be apparent from the description of the invention provided herein.

10 Summary of the Invention

The present invention provides a method of treatment for impotency in a male animal, including a human. The method comprises the administration of a nitric oxide-releasing agent, which is capable of
15 providing a penile erection-inducing amount of nitric oxide to the male animal and which includes a nitric oxide-releasing [N₂O₂] functional group. The nitric oxide-releasing agent can be a compound comprising a nitric oxide-releasing [N₂O₂] functional group, it can be
20 a polymer to which is bound a nitric oxide-releasing [N₂O₂] functional group, or it can be a delivery means, e.g., a transurethral applicator, penile implant, dermal patch or condom, comprising such a compound or polymer. In accordance with the method of the present invention,
25 the nitric oxide-releasing agent provides NO to the penis of an impotent male animal in an amount sufficient to cause a penile erection.

In keeping with the invention, the delivery means can be coated with or made of a nitric oxide-releasing
30 agent in the form of a polymer and enables the controllable and predictable release of NO to the penis in such a manner that effective therapeutic dosing of impotency is realized. The delivery means can be biodegradable. Delivery means comprising the nitric
35 oxide-releasing agent are also provided.

Brief Description of the Drawings

Figure 1 illustrates an exploded view of one embodiment of a transurethral therapeutic device for delivery of the nitric oxide-releasing agent to the urethra.

Figure 2 is a graph of corporal pressure (mm Hg) versus dose ($\mu\text{g}/200\ \mu\text{l}$).

Figure 3 is a graph of penile length change versus dose ($\mu\text{g}/200\ \mu\text{l}$).

Detailed Description of the Invention

The present invention provides a method for the treatment of impotency in a male animal, including a human. The method involves the administration to a male animal, in particular a human, of a nitric oxide-releasing agent. The nitric oxide-releasing agent can be a compound comprising a nitric oxide-releasing [N_2O_2] functional group or a polymer to which is bound a nitric oxide-releasing [N_2O_2] functional group or a delivery means, such as a transurethral applicator, a penile implant, a dermal patch or a condom, comprising such a compound or polymer. "Bound to a polymer" means that the [N_2O_2] functional group is associated with, part of, incorporated with or contained within the polymeric matrix either physically or chemically. Physical association or bonding of the N_2O_2^- functional group to the polymer may be achieved by coprecipitation of the polymer with a nitric oxide/nucleophile complex as well as by covalent bonding of the N_2O_2^- group to the polymer. Chemical bonding of the N_2O_2^- functional group to the polymer may be by, for example, covalent bonding of the nucleophile moiety of the nitric oxide/nucleophile adduct to the polymer such that the nucleophile residue to which the N_2O_2^- group is attached forms part of the polymer itself, i.e., is in the polymer backbone or is attached to pendant groups on the polymer backbone. The manner in which the nitric oxide-releasing N_2O_2^-

functional group is associated, part of, or incorporated with or contained within, i.e., "bound," to the polymer is inconsequential to the present invention and all means of association, incorporation and bonding are contemplated herein.

The delivery means can be coated with or made of a nitric oxide-releasing agent in the form of a polymer and enables the controllable and predictable release of NO to the penis in such a manner that effective therapeutic dosing of impotency is realized. "Nitric oxide delivery means" is meant to include the many forms in which the nitric oxide-releasing agent can be configured, such as a transurethral applicator, an implant, drug pump, catheter, self-adhering means, liposome, microparticle, solution, microsphere, bead, disk or other pharmaceutical composition as described more fully below. The delivery means can be biodegradable.

The nitric oxide-releasing agent provides NO to the penis of an impotent male animal in an amount sufficient to cause a penile erection. Determination of what amount is sufficient to induce a penile erection is as described below with respect to dosages. Whether or not a particular animal suffers from impotency is readily determined. Whether or not a particular animal is at risk for impotency can be assessed by those of skill in the art by taking into account known risk factors. Factors such as diabetes mellitus or venous leakage are likely to place a man at risk for impotency.

The present invention also provides various nitric oxide delivery means for use in the present inventive method as described more fully below.

The nitric oxide-releasing $[N_2O_2]$ functional group is $X\{N(O)NO\}$ or $[N(O)NO\}X$, wherein X is an organic or inorganic moiety bonded to the $\{N(O)NO\}$ or $[N(O)NO\}$ functional group. The compound containing the $[N_2O_2]$ functional group can be incorporated into or be part of

a polymer. The $[N_2O_2]$ group can be covalently bonded in the polymer by way of the moiety X. Incorporation of the $N_2O_2^-$ functional group into a polymer enables localized release of NO to the penis. "Localized release" means into or adjacent to the corpus cavernosum. Localized release enhances the selectivity of action of the nitric oxide-releasing $[N_2O_2]$ functional group. If $[N_2O_2]$ functional groups attached to the polymer are localized, then the effect of their NO release will be concentrated in the tissues with which they are in contact. If the polymer is soluble, selectivity of action can still be arranged, for example, by attachment to or derivatization of an antibody specific to the target tissue. Similarly, attachment of $[N_2O_2]$ functional groups to small peptides that mimic the recognition sequences of ligands for important receptors provides localized, concentrated NO release, as would attachment to oligonucleotides capable of site-specific interactions with target sequences in a nucleic acid.

Additionally, incorporation of the $[N_2O_2]$ functional group into a polymer can reduce the propensity of the nitric oxide/nucleophile adduct for the relatively rapid release of NO. This prolongs the release of NO by the $[N_2O_2]$ functional group, and allows for efficient dosing to achieve a penile erection and, possibly, concomitant reduction in the frequency of dosing.

While not being bound to any particular theory, it is believed that longevity of nitric oxide release in the polymer-bound nitric oxide/nucleophile adduct compositions of the present invention is to be attributed both to the physical structure of the composition and to electrostatic effects. Thus, it is believed that if the polymer is an insoluble solid, $N_2O_2^-$ groups near the surface of the particle should be available for rapid release while those that are more deeply imbedded are sterically shielded, requiring more

time and/or energy for the nitric oxide to work its way into the medium. Unexpectedly, it has been found that increasing positive charge in the vicinity of an $N_2O_2^-$ functional group also tends to increase the halflife of nitric oxide generation. The mechanism of this rate retardation may be attributable simply to repulsive electrostatic interactions, i.e., increasing the number of H^+ -repelling positive charges in the vicinity of the $N_2O_2^-$ groups inhibits attack of positively charged H^+ ions on the $N_2O_2^-$ functional group and slows the rate of its H^+ -catalyzed decomposition. For example, by attaching amino groups to the polymeric support that are capable of forming the nitric oxide-releasing $N_2O_2^-$ functional group on reaction with nitric oxide, partially converted structures can be produced on less-than-exhaustive treatment with nitric oxide that after exposure to water contain a large number of positively charged ammonium centers surrounding the $N_2O_2^-$ group that electrostatically inhibit the approach of H^+ ions capable of initiating nitric oxide loss from the nitric oxide releasing $N_2O_2^-$ functional group.

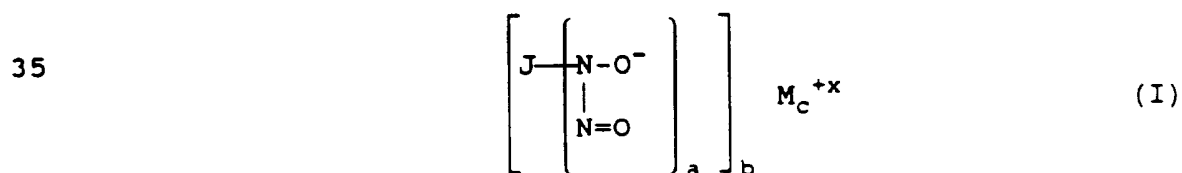
The nitric oxide-releasing [N_2O_2] functional groups that are bound to the polymer generally are capable of releasing NO in an aqueous environment spontaneously upon contacting an aqueous environment, i.e., they do not require activation through a redox reaction or electron transfer, such as is required for glyceryl trinitrate and SNP. Some of the nitric oxide/nucleophile complexes useful in the context of the present invention do require activation by particular means, but only as necessary to free the nitric oxide-releasing $X\{N(O)NO\}^-$ group in the vicinity of the penis or corpus cavernosum. As an example, covalent attachment of a protecting group to the anionic [$N(O)NO\}^-$ function provides a means of postponing NO release until the molecule reaches the penis, where cells/tissues are capable of metabolically removing the

protecting group. While the polymer-bound, nitric oxide-releasing compositions of the present invention are capable of releasing NO in an aqueous solution, such a polymer preferably releases NO under physiological conditions.

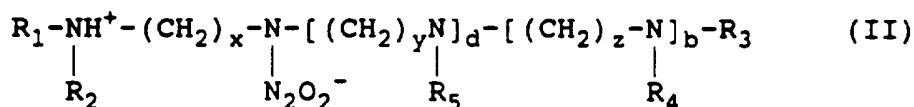
The nitric oxide-releasing $[N_2O_2]$ functional group is preferably a nitric oxide/nucleophile adduct, i.e., a complex of NO and a nucleophile, most preferably a nitric oxide/nucleophile complex which contains the anionic moiety $X\{N(O)NO\}^-$, wherein X is any suitable nucleophile residue. The nucleophile residue is preferably that of a primary amine (e.g., $X = (CH_3)_2CHNH$, as in $(CH_3)_2CHNH[N(O)NO]Na$), a secondary amine (e.g., $X = (CH_3CH_2)_2N$, as in $(CH_3CH_2)_2N[N(O)NO]Na$), a polyamine (e.g., $X =$ spermine, as in the zwitterion $H_2N(CH_2)_3NH_2^+(CH_2)_4N[N(O)NO]^- (CH_2)_3NH_2$, $X =$ (ethylamino)ethylamine, as in the zwitterion $CH_3CH_2N[N(O)NO]^-CH_2CH_2NH_3^+$, or $X = 3-(n\text{-propylamino})propylamine$, as in the zwitterion $CH_3CH_2CH_2N[N(O)NO]^-CH_2CH_2CH_2NH_3^+$), or oxide (i.e., $X = O^-$, as in $NaO[N(O)NO]Na$), or a derivative thereof. Such nitric oxide/nucleophile complexes are stable solids and are capable of delivering NO in a biologically usable form at a predictable rate.

The nucleophile residue is preferably not an entity such as that of sulfite (e.g., $X = SO_3^-$, as in $NH_4O_3S[N(O)NO]NH_4$) even though the complex is a stable compound, since it is capable of releasing NO in an aqueous environment only under harsh, nonphysiological conditions.

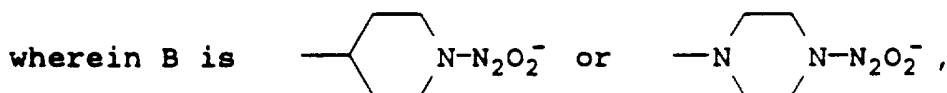
Other suitable nitric oxide/nucleophile complexes include those having the following formulas:



wherein J is an organic or inorganic moiety, including, for example, a moiety which is not linked to the nitrogen of the $[N_2O_2]$ group through a carbon atom, M^{+x} is a pharmaceutically acceptable cation, where x is the valence of the cation, a is 1 or 2, and b and c are the smallest integers that result in a neutral compound, preferably such that the compound is not a salt of alanosine or dopastin, as described in U.S. Patent No. 5,212,204, incorporated herein by reference;

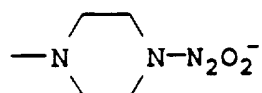


wherein b and d are the same or different and may be zero or one, R_1 , R_2 , R_3 , R_4 , and R_5 are the same or different and may be hydrogen, C_{3-8} cycloalkyl, C_{1-12} straight or branched chain alkyl, benzyl, benzoyl, phthaloyl, acetyl, trifluoroacetyl, p-toluyyl, t-butoxycarbonyl, or 2,2,2-trichloro-t-butoxycarbonyl, and x, y, and z are the same or different and are integers from 2 to 12, as described in U.S. Patent No. 5,155,137, incorporated herein by reference;

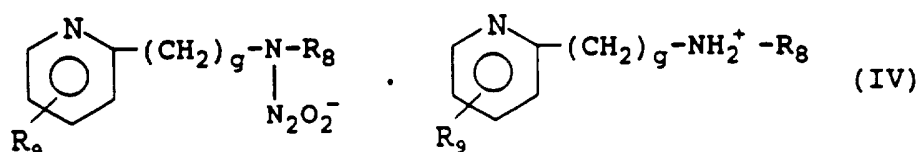


R_6 and R_7 are the same or different and may be hydrogen, C_{3-8} cycloalkyl, C_{1-12} straight or branched chain alkyl, benzyl, benzoyl, phthaloyl, acetyl, trifluoroacetyl, p-toluyyl, t-butoxycarbonyl, or 2,2,2-trichloro-t-butoxycarbonyl, f is an integer from 0 to 12, with the proviso that when B is the substituted piperazine moiety

14



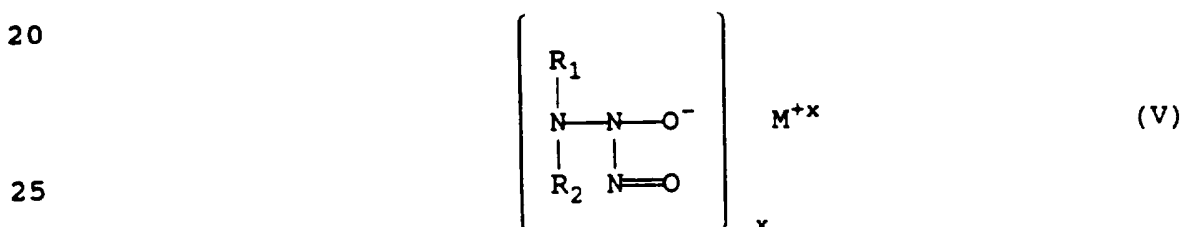
then f is an integer from 2 to 12, as described in U.S.
 5 Patent 5,250,550 incorporated herein by reference;



10

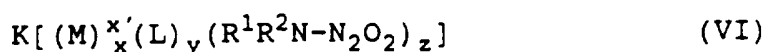
wherein R_8 is hydrogen, C_{3-8} cycloalkyl, C_{1-12} straight or
 branched chain alkyl, benzyl, benzoyl, phthaloyl,
 acetyl, trifluoroacetyl, p-toluyyl, t-butoxycarbonyl, or
 15 2,2,2-tri-chloro-t-butoxycarbonyl, R_9 is hydrogen or a
 $\text{C}_1\text{—C}_{12}$ straight or branched chain alkyl, and g is 2 to 6,
 as described in U.S. Patent No. 5,250,550, incorporated
 herein by reference;

20

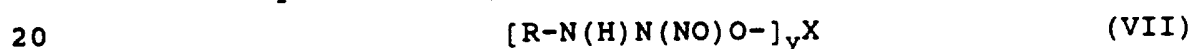


25

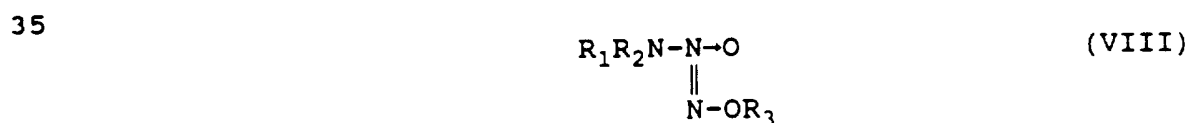
wherein R_1 and R_2 are independently selected from the
 30 group consisting of a straight chain or branched chain
 $\text{C}_1 - \text{C}_{12}$ alkyl group and a benzyl group, preferably such
 that no branch occurs on the alpha carbon atom, or else
 R_1 and R_2 , together with the nitrogen atom to which they
 are bonded, form a heterocyclic group, preferably a
 35 pyrrolidino, piperidino, piperazino or morpholino group,
 $\text{M}^{+\text{x}}$ is a pharmaceutically acceptable cation, and x is the
 valence of the cation, as described in U.S. Patent Nos.
 5,039,705 and 5,208,233 and U.S. patent application
 Serial No. 08/017,270, filed February 12, 1993, and
 40 incorporated herein by reference;



wherein M is a pharmaceutically acceptable metal, or,
 5 where x is at least two, a mixture of two different
 pharmaceutically acceptable metals, L is a ligand
 different from $(R^1R^2N-N_2O_2)$ and is bound to at least one
 metal, R^1 and R^2 are each organic moieties and may be the
 same or different (preferably where M is copper, x is
 10 one, L is methanol, and y is one, that at least one of
 R^1 or R^2 is not ethyl), x is an integer of from 1 to 10,
 x' is the formal oxidation state of the metal M, and is
 an integer of from 1 to 6, y is an integer of from 1 to
 18, and where y is at least 2, the ligands L may be the
 15 same or different, z is an integer of from 1 to 20, and
 K is a pharmaceutically acceptable counterion to render
 the compound neutral to the extent necessary, as
 described in U.S. Patent 5,389,675 and incorporated
 herein by reference;



wherein R is C_{2-8} lower alkyl, phenyl, benzyl, or C_{3-8}
 cycloalkyl, any of which R groups may be substituted by
 25 one to three substituents, which are the same or
 different, selected from the group consisting of halo,
 hydroxy, C_{1-8} alkoxy, $-NH_2$, $-C(O)NH_2$, $-CH(O)$, $-C(O)OH$,
 and $-NO_2$, X is a pharmaceutically acceptable cation, a
 pharmaceutically acceptable metal center, or a
 30 pharmaceutically acceptable organic group selected from
 the group consisting of C_{1-8} lower alkyl, $-C(O)CH_3$, and
 $-C(O)NH_2$, and y is one to three, consistent with the
 valence of X, as described in U.S. Patent No. 4,954,526
 and incorporated herein by reference; and



wherein R_1 and R_2 are independently chosen from C_{1-12} straight chain alkyl, C_{1-12} alkoxy or acyloxy substituted straight chain alkyl, C_{2-12} hydroxy or halo substituted straight chain alkyl, C_{3-12} branched chain alkyl, C_{3-12} hydroxy, halo, alkoxy, or acyloxy substituted branched chain alkyl, C_{3-12} straight chain olefinic and C_{3-12} branched chain olefinic which are unsubstituted or substituted with hydroxy, alkoxy, acyloxy, halo or benzyl, or R_1 and R_2 , together with the nitrogen atom to which they are bonded, form a heterocyclic group, preferably a pyrrolidino, piperidino, piperazino or morpholino group, and R_3 is a group selected from C_{1-12} straight chain and C_{3-12} branched chain alkyl which are unsubstituted or substituted by hydroxy, halo, acyloxy or alkoxy, C_{2-12} straight chain or C_{3-12} branched chain olefinic which are unsubstituted or substituted by halo, alkoxy, acyloxy or hydroxy, C_{1-12} unsubstituted or substituted acyl, sulfonyl and carboxamido; or R_3 is a group of the formula $-(CH_2)_n-ON=N(O)NR_1R_2$, wherein n is an integer of 2-8, and R_1 and R_2 are as defined above; preferably R_1 , R_2 and R_3 do not contain a halo or a hydroxy substituent α to a heteroatom, as described in U.S. Patent 5,366,997.

Any of a wide variety of polymers can be used in the context of the present invention. It is only necessary that the polymer selected be biologically acceptable. Illustrative of polymers suitable for use in the present invention are polyolefins, such as polystyrene, polypropylene, polyethylene, polytetrafluorethylene, polyvinylidene difluoride, polyvinylchloride, polyethyleneimine, and derivatives thereof; polyethers, such as polyethyleneglycol; polyesters, such as poly(lactide/glycolide); polyamides, such as nylon; polyurethanes; starburst dendimers biopolymers, such as peptides or proteins (e.g., antibodies), nucleic acids (e.g., oligonucleotides), and the like.

The physical and structural characteristics of the polymers suitable for use in the present invention are not narrowly critical, but rather will depend on the route and frequency of administration. The polymer can be biodegradable.

The nitric oxide-releasing agents can be administered in a wide variety of forms of delivery means. Any delivery means should adequately protect the integrity of the NO prior to its release and should control the release of the NO at such a rate, in such an amount, and in such a location as to serve as an effective means of treating the impotency. For example, delivery means for local administration or administration for localized release include, but are not limited to, a penile implant, a drug pump, a drug-delivery catheter (pressure-driven, iontophoretic or transurethral), a self-adhering means, a liposome, a microparticle, a microsphere, a bead, a condom, a dermal patch, a disk or other device. The advantages of local administration or localized release include the ability to attain effective concentrations of NO at the target site more quickly, the use of a smaller dose, and the realization of fewer toxic side effects than could occur on systemic administration and release. Delivery means for systemic administration for localized release include, but are not limited to, solutions, suspensions, emulsions, capsules, sachets, tablets, dermal (topical) patches, lozenges, aerosols, liposomes, microparticles, microspheres, beads, prodrugs, tissue-specific antibodies, small peptides that mimic ligand recognition sequences, and sequence-specific oligonucleotides as described above. The polymer, itself, may be structurally sufficient to serve as a form of delivery means. Alternatively, the polymer can be incorporated into or coated onto other matrices, substrates or the like, or can be microencapsulated or the like.

The nitric oxide-releasing $[N_2O_2]$ functional groups, including the compounds described above, can be bound to a polymeric support in a number of different ways. For example, the compounds described above can be bound to the polymer by coprecipitation of such compounds with the polymer. Coprecipitation can involve, for example, solubilizing both the polymer and the nitric oxide/nucleophile compound and evaporating the solvent. Monomers containing the $[N_2O_2]$ group also can be dissolved in molten polymer, which, upon solidification when the temperature is lowered, contains a rather uniform distribution of $[N_2O_2]$ groups within the matrix.

The $[N_2O_2]$ functional group can be attached to an atom in the backbone of the polymer, or it can be attached to a group pendant to the polymer backbone, or it can simply be entrapped in the polymeric matrix. Where the $[N_2O_2]$ functional group is in the polymer backbone, the polymer includes, in its backbone, sites that are capable of reacting with NO to bind the NO for future release. For example, where the polymer is polyethyleneimine, the polymer includes nucleophilic nitrogen atoms, which react with NO to form the $[N_2O_2]$ functional group at the nitrogen in the backbone. Where the $[N_2O_2]$ functional group is a group pendant to the polymer backbone, the polymer can contain, or be derivatized with, a suitable nucleophilic residue capable of reacting with NO to form the $[N_2O_2]$ functionality. Reaction of the polymer that contains a suitable nucleophilic residue, or of the suitably derivatized polymer, with NO thus provides a polymer-bound nitric oxide-releasing $[N_2O_2]$ functional group.

One skilled in the art will appreciate that suitable methods of administering the nitric oxide-releasing agents of the present invention to a male animal, including a human male, are available, and, although more than one route can be used to administer a particular compound or polymer, a particular route can

provide a more immediate and more effective result than another route. Pharmaceutically acceptable carriers are also well-known to those who are skilled in the art.

The choice of carrier for a pharmaceutical composition
5 will be determined in part by the particular composition, as well as by the particular method used to administer the composition. Accordingly, there is a wide variety of suitable formulations of pharmaceutical compositions for use in the present invention.

10 Formulations suitable for oral administration can consist of (a) liquid solutions, such as an effective amount of the polymer-bound composition dissolved in diluents, such as water or saline, (b) capsules, sachets or tablets, each containing a predetermined amount of
15 the active ingredient, as solids or granules, (c) suspensions in an appropriate liquid, and (d) suitable emulsions. Tablet forms can include one or more of lactose, mannitol, corn starch, potato starch, microcrystalline cellulose, acacia, gelatin, colloidal
20 silicon dioxide, croscarmellose sodium, talc, magnesium stearate, stearic acid, and other excipients, colorants, diluents, buffering agents, moistening agents, preservatives, flavoring agents, and pharmacologically compatible carriers. Lozenge forms can comprise the
25 active ingredient in a flavor, usually sucrose and acacia or tragacanth, as well as pastilles comprising the active ingredient in an inert base, such as gelatin and glycerin or sucrose and acacia emulsions, gels, and the like containing, in addition to the active
30 ingredient, such carriers as are known in the art.

Formulations suitable for parenteral administration include aqueous and non-aqueous, isotonic sterile injection solutions, which can contain anti-oxidants, buffers, bacteriostats, and solutes that render the
35 formulation isotonic with the blood of the intended recipient, and aqueous and non-aqueous sterile suspensions that can include suspending agents,

solubilizers, thickening agents, stabilizers, and preservatives. The formulations can be presented in unit-dose or multi-dose sealed containers, such as ampules and vials, and can be stored in a freeze-dried (lyophilized) condition requiring only the addition of the sterile liquid carrier, for example, water, for injections, immediately prior to use. Extemporaneous injection solutions and suspensions can be prepared from sterile powders, granules, and tablets of the kind previously described.

Transurethral administration of the drug is preferred, although not essential. The term "transurethral" is used to refer to delivery of the drug into the urethra, such that the drug contacts and passes through the wall of the urethra. As explained in co-pending U.S. patent application Serial No. 07/514,397, entitled "Treatment of Erectile Dysfunction" (published internationally as WO91/16021), the disclosure of which is incorporated by reference herein, transurethral administration of a drug can be carried out in a number of different ways. For example, the drug can be introduced into the urethra from a flexible tube, squeeze bottle, pump or aerosol spray. The drug may also be contained in coatings, pellets or suppositories, which are absorbed, melted or bioeroded in the urethra. In certain embodiments, the drug is included in a coating on the exterior surface of a penile insert. A preferred drug delivery device for administering a drug transurethrally is shown in Figure 1.

In Figure 1, a transurethral drug delivery device is shown generally at 10. The device comprises a transurethral insert 11 having an easily graspable segment 12 that has opposing symmetrically concave surfaces 13 and 14 adapted to be held by two fingers. A drug is contained within the shaft 15, which is sized to fit within the urethra. A longitudinal plunger, the top of which is seen at 16, is slidably insertable into the

longitudinal bore contained within shaft 15. To extrude a drug into the urethra, shaft 15 is inserted into the urethra, and plunger tip 16 is pushed into segment 12. The inserter 11 is then removed. Prior to use, and
5 during storage, the device is capped with elongate cap 17, which fits snugly over flange 18 at the proximal end of shaft 15. The cap 17 is provided with a series of parallel ridges 19 to facilitate gripping of the cap and removal from inserter 11.

10 Although the configuration shown in Figure 1 is a preferred configuration, other inserter/container configurations can be used and any mechanism by which a predetermined quantity of drug can be introduced from the inserter at a predetermined depth in the urethra is
15 suitable for use with this invention. Examples of other such devices are those described and illustrated in WO91/16021, incorporated by reference above. The devices can either be manufactured under sterile conditions, thereby eliminating the need for post-
20 manufacturing sterilization, or they can be manufactured under non-sterile conditions and then subsequently sterilized by any suitable technique, e.g., radiation sterilization. The devices can be manufactured by
25 typical plastic forming and coating processes known in the art, including molding extrusion, heat forming, dip coating, and the like.

The drug also may be administered topically, transdermally or by any other available and effective means. Transdermal drug administration, as is well
30 known to those skilled in the art, involves the delivery of a pharmaceutical agent via percutaneous passage of the drug into the systemic circulation of the patient. See Transdermal Drug Delivery: Developmental Issues and Research Initiatives, Hadgraft and Guy (eds.), Marcel
35 Dekker, Inc., (1989); Controlled Drug Delivery: Fundamentals and Applications, Robinson and Lee (eds.), Marcel Dekker Inc., (1987); and Transdermal Delivery of

Drugs, Vols. 1-3, Kydonieus and Berner (eds.), CRC Press (1987).

A variety of types of transdermal patches may be used in the method described herein. For example, a
5 simple adhesive patch can be used which is prepared from a backing material and an acrylate adhesive. The adhesive layer is formulated so that a drug, and any carriers or enhancers to be used, are contained therein. Alternatively, a hydrogel matrix patch can be used in
10 which a drug, water and, typically, hydrophilic polymers, are used to form a hydrogel, which is then incorporated into a transdermal patch between the backing and the adhesive layer. As will be appreciated by those skilled in the art, a number of other types of
15 patch configurations can be used as well, including liquid reservoir patches, foam matrix patches, and the like. See, e.g., U.S. Patent Nos. 3,598,122, 4,649,075 and 5,120,544, the disclosures of which are incorporated by reference herein.

20 Other components may be incorporated into such transdermal patches as well. For example, compositions and/or transdermal patches may be formulated with one or more preservatives or bacteriostatic agents, e.g., methyl hydroxybenzoate, propyl hydroxybenzoate,
25 chlorocresol, benzalkonium chloride, or the like.

The dose administered to an animal, particularly a human, in the context of the present invention should be sufficient to effect a penile erection in the male over a reasonable time frame. The dose will be determined by
30 the strength of the particular nitric oxide-releasing agent employed, the type of delivery means employed, the route of administration, the condition and weight of the animal to be treated, the timing of administration, i.e., with respect to sexual intercourse, frequency of
35 administration, and the length of time of administration. The size of the dose also will be determined by the existence, nature, and extent of any

adverse side-effects that might accompany the administration of a particular composition or delivery means. A suitable dose, for example, is about 0.002 mg-100 mg of nitric oxide. The dose can be administered
5 acutely or chronically, preferably acutely.

The following examples further illustrate the present invention, but do not limit the scope thereof.

Example 1

10 This example illustrates the preparation of a polymer-bound nitric oxide/nucleophile complex by coprecipitation of a monomeric form thereof with a polymer.

One gram of polymer [poly(lactide/glycolide, 50:50)
15 from MediSorb] was dissolved in 2 ml of tetrahydrofuran. To the solution was added 300 mg of DETA/NO, $[H_2N(CH_2)_2]_2N-N_2O_2H$, zwitterionic form, and the mixture was stirred under an argon stream to remove solvent slowly until the mixture became too viscous to stir.
20 The mixture was then placed in a vacuum oven (ca. 1 mm) at 30°C for 5 hours to remove the residual solvent. The mixture was finally pressed on a carver press at 20,000 lbs. at 140°F for 5 minutes. A 1" x 1" film, 44 mils thick, was thus prepared. Using a chemiluminescence
25 procedure as described in Maragos et al., J. Med. Chem., 34, 3242-3247 (1991), nitric oxide was recovered from this polymer on treatment with acid at the rate of 8 nmol of NO per milligram of solid.

30

Example 2

This example illustrates the preparation of a polymer-bound nitric oxide/nucleophile adduct in which the $N_2O_2^-$ functional group is bound directly to an atom in the polymer backbone.

35

A slurry of 10.0 g of polyethyleneimine on silica gel (Aldrich) in 150 ml of acetonitrile was stirred for 3 days under a NO pressure of 5 atm or 75-80 psig. The

resulting orange solid was filtered, washed with acetonitrile and then ether, and dried in vacuo for 6 h. Using the chemiluminescence procedure identified in Example 1, it was determined that NO was recovered from this polymer on treatment with acid at the rate of 3 nmol/mg.

Control experiments with polymer that had not been exposed to NO produced no chemiluminescence signal.

10

Example 3

This example illustrates the preparation of a polymer containing nitric oxide-releasing $N_2O_2^-$ groups that are attached to nucleophile residues pendant on the polymer backbone by the reaction of a primary amine with a derivatized polystyrene.

An aminostyrene polymer was prepared by warming 3.0 g of chloromethylated polystyrene (1% divinylbenzene; 1.09 mEq Cl per gram; 200-400 mesh; Polysciences, Inc., Warrington, PA) in 20 ml of n-propyl-1,3-propanediamine to 60°C in an oil bath and swirling periodically for 5 days. The polymer was then filtered, washed repeatedly with water, then methanol and finally dichloromethane, and dried in vacuo for 24 h. Elemental analysis showed this material to be 2.21% nitrogen, indicating that approximately 80% of the chlorines had been replaced by propylpropanediamino groups.

A slurry of 1.0 g of the aminopolystyrene polymer in 50 ml of acetonitrile was placed under 5 atm of nitric oxide in a Parr apparatus and shaken intermittently for 3 days. The product was filtered and dried in vacuo to yield 0.84 g of cream colored polymer. The elemental analysis (C: 87.32; H: 8.00; N: 2.45) revealed that approximately one-third of the amino side chains became attached to $N_2O_2^-$ groups under these conditions.

Using the chemiluminescence procedure of Maragos et al. (vide supra), it was demonstrated that nitric oxide

can be recovered from the N_2O_2^- group-containing polymers described above.

Example 4

5 This example illustrates the preparation of a polyethylene glycol-based NO-releasing polymer using two different methods of preparation. In both methods, the polymer-bound nitric oxide/nucleophile complex is formed by coprecipitation of a monomeric form of nitric-
10 oxide/nucleophile compound with a polymer.

 In one method, 20 mg of 1,1-diethyl-2-hydroxy-2-nitrosohydrazine sodium salt (DEA/NO) and 2.5 g of polyethylene glycol-1450 (Union Carbide) were dissolved in 25 ml of methanol. The homogeneous solution was
15 placed on a rotary evaporator at 40°C and the solvent was removed under vacuum to give a uniform solid solution. The sample was stored in a clear glass vial, under ordinary laboratory lighting, at ambient temperature and atmosphere. The stability of the
20 formulation was followed over a period of seven days. The measurements were carried out by monitoring the absorbance of the polymer at the 250 nm peak in the electronic spectrum. No changes in the absorbance were observed in this time period.

25 In a second method, 2.5 g of polyethylene glycol-1450 was heated to 46°C until completely melted. To the liquid polyethylene glycol was added 36 mg (0.232 mmol) of DEA/NO and the container was placed on a vortex mixer. A homogeneous solution was attained that
30 gradually solidified upon cooling to ambient temperature. The stability of the solution was monitored as described above. No change in the absorbance for the 250 nm chromophore was observed at seven weeks of storage.

Example 5

This example illustrates the preparation of a polymer composed of a polyamine/nitric oxide complex, N-[4-[1-(3-aminopropyl)-2-hydroxy-2-nitrosohydrazino)butyl]-1,3-propanediamine, zwitterionic form (SPER/NO); and polyethylene glycol (PEG) formed by the coprecipitation of the polymer and nitric oxide/nucleophilic agent.

A 1.2% (w/w) solution of KOH in polyethylene glycol-1450 (Union Carbide) was prepared in aqueous medium, and evaporated to dryness under vacuum (PEG-KOH). To 1.144 g of molten PEG-KOH was added 11.65 mg (0.042 mmol) of SPER/NO and the resulting mixture was blended to a uniform mass. No decrease was observed in the absorbance after five weeks of storage at room temperature in a clear glass vial.

Example 6

This example describes the use of DEA/NO and SPER/NO to induce an erection in the anesthetized cat. The anesthetized cat is a well-established model of erectile response for humans. Unlike other animal models that have been employed, the cat displays both structural and pharmacological similarities to erectile response in men. For example, with the exception of some primate species, the cat is the only animal model in which response to both NO donors and prostaglandins can be observed.

Anesthetized adult male cats were given intracavernosal injections of various vasoactive agents, either alone or in combination, to determine their efficacy on intracorporal pressure and penile length change (Wang et al., J. Urol. 151: 234-237 (1994)). Each administration of a test compound was followed by the administration of a control compound so that the response of the test compound could be compared to the control compound.

DEA/NO and SPER/NO were dissolved in 10 mM NaOH and papaverine (1.65 mg), phentolamine (25 μ g), prostaglandin E1 (PGE1) (0.5 μ g), 200 μ l vehicle, and 10 mM NaOH solution served as controls. Compounds were
5 handled identically and administered over the dosage range of 3, 10 and 30 μ g/200 μ l injection.

The results of the testing are shown in Figures 2 and 3. Figure 2 is a graph of corporal pressure (mm Hg) versus dose (μ g/200 μ l) and depicts copropral pressure
10 response to intracavernosal injection of NONOates in anesthetized cats. The results are expressed as mean \pm SEM of the intracavernosal pressure response in each animal. The control is papaverine, 1.65 mg; phentolamine, 25 μ g; and prostaglandin E1, 0.5 μ g, in a
15 200 μ l injection volume. Compound A is DEA/NO, compound B is prostaglandin E1 (PGE1), compound C is SPER/NO, and compound D is SNP. Figure 3 is a graph of penile length change versus dose (μ g/200 μ l) and depicts penile length change in response to intracavernosal injection of
20 NONOates in anesthetized cats. Results are expressed as mean \pm SEM of the change in penile length from the length recorded after vehicle administration in each animal. The control is papaverine, 1.65 mg; phentolamine, 25 μ g; and prostaglandin E1, 0.5 μ g, in a
25 200 μ l injection volume. Compound A is DEA/NO, compound B is prostaglandin E1 (PGE1), compound C is SPER/NO, and compound D is SNP. The results show that increases in corporal pressure were obtained with DEA/NO (compound A), SNP (compound D) and PGE1 (compound B). An increase
30 in penile length was obtained with SPER/NO (compound C) at a higher dose. The effect of SPER/NO appears to be related to its relative potency as well as its longer rate of release of NO.

The results show the usefulness of NONOates as NO
35 donors for the treatment of erectile dysfunction. DEA/NO produced erections of comparable pressure, size and duration to that produced by combined treatment with

papaverine, phentolamine and PGE1, which has been successfully used to treat men with organic dysfunction. The results suggest that DEA/NO and SPER/NO can be used together in a synergistic manner to produce erections of rapid onset and sufficient rigidity and duration.

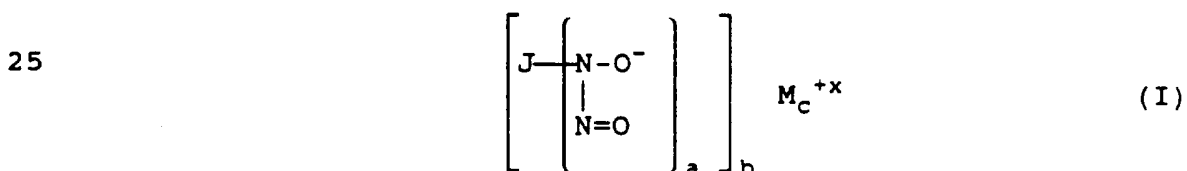
All publications, patents, and patent applications cited herein are hereby incorporated by reference to the same extent as if each individual document were individually and specifically indicated to be incorporated by reference and were set forth in its entirety herein.

While this invention has been described with emphasis upon preferred embodiments, it will be obvious to those of ordinary skill in the art that the preferred embodiments may be varied. It is intended that the invention may be practiced otherwise than as specifically described herein. Accordingly, this invention includes all modifications encompassed within the spirit and scope of the appended claims.

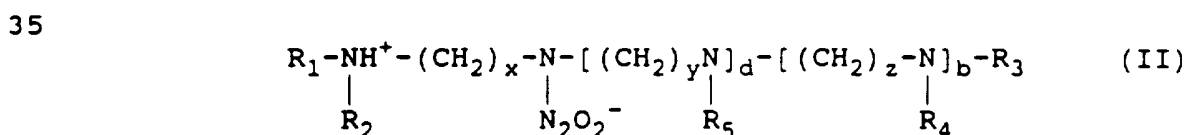
WHAT IS CLAIMED IS:

1. A method for the treatment of impotency in a male animal, which method comprises the administration to said male of a nitric oxide-releasing agent, said agent being selected from the group consisting of a compound, a polymer, a nitric oxide delivery means comprising said compound, and a nitric oxide delivery means comprising said polymer, wherein said compound and said polymer comprise at least one nitric oxide-releasing $[N_2O_2]$ functional group selected from the group consisting of $X\{N(O)NO\}$ and $[N(O)NO\}X$, wherein X is a moiety bonded to said $\{N(O)NO\}$ or $[N(O)NO\}$, and wherein the $\{N(O)NO\}$ or $[N(O)NO\}$ group is bonded in said polymer through said moiety X, said agent providing a penile erection-inducing amount of nitric oxide to said male animal.

2. The method of claim 1, wherein said nitric oxide-releasing $[N_2O_2]$ functional group is from a compound of the formula selected from the group consisting of I, II, III, IV, V, VI, VII and VIII as follows:

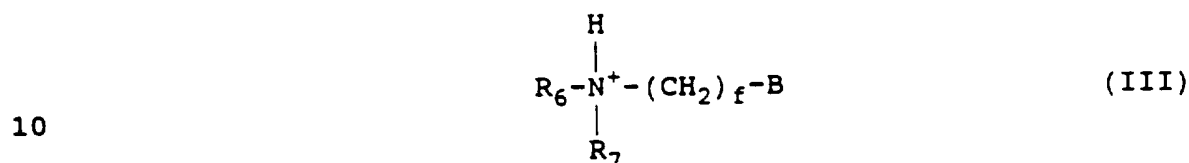


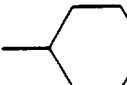
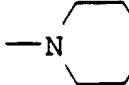
wherein J is an organic or inorganic moiety, M^{+x} is a pharmaceutically acceptable cation, where x is the valence of the cation, a is 1 or 2, and b and c are the smallest integers that result in a neutral compound;



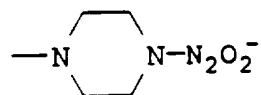
wherein b and d are the same or different and are zero or one, R_1 , R_2 , R_3 , R_4 , and R_5 are the same or different

and are hydrogen, C₃₋₈ cycloalkyl, C₁₋₁₂ straight or branched chain alkyl, benzyl, benzoyl, phthaloyl, acetyl, trifluoroacetyl, p-toluy1, t-butoxycarbonyl, or 2,2,2-trichloro-t-butoxycarbonyl, and x, y, and z are
 5 the same or different and are integers from 2 to 12;

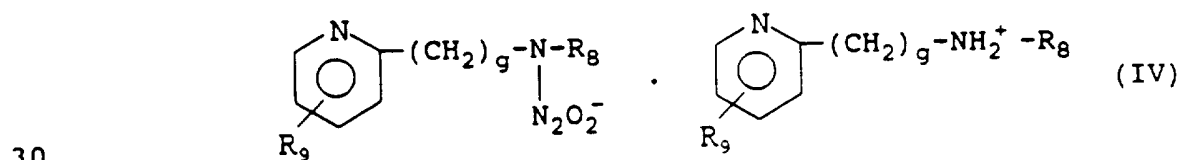


wherein B is  or ,

15 R₆ and R₇ are the same or different and are hydrogen, C₃₋₈ cycloalkyl, C₁₋₁₂ straight or branched chain alkyl, benzyl, benzoyl, phthaloyl, acetyl, trifluoroacetyl, p-toluy1, t-butoxycarbonyl, or 2,2,2-trichloro-t-butoxycarbonyl, f is an integer from 0 to 12, with the
 20 proviso that when B is the substituted piperazine moiety

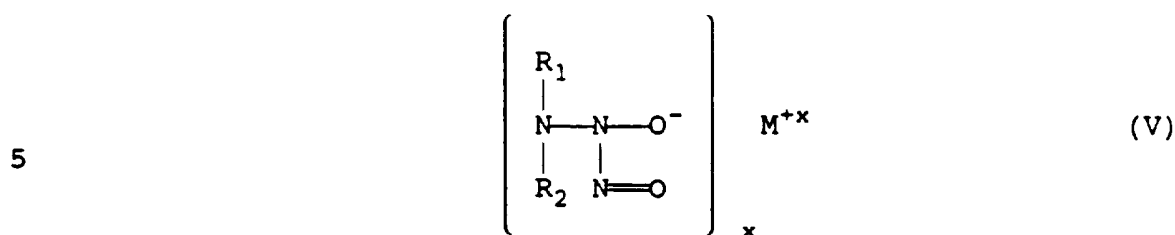


25 then f is an integer from 2 to 12;

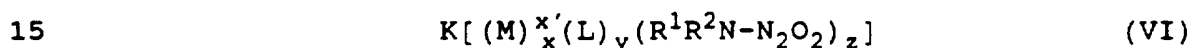


wherein R₈ is hydrogen, C₃₋₈ cycloalkyl, C₁₋₁₂ straight or branched chain alkyl, benzyl, benzoyl, phthaloyl, acetyl, trifluoroacetyl, p-toluy1, t-butoxycarbonyl, or
 35 2,2,2-tri-chloro-t-butoxycarbonyl, R₉ is hydrogen or a C₁-C₁₂ straight or branched chain alkyl, and g is 2 to 6;

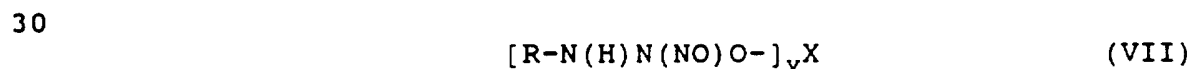
31



10 wherein R_1 and R_2 are independently selected from the group consisting of a C_1 - C_{12} straight or branched chain alkyl and benzyl, M^{+x} is a pharmaceutically acceptable cation, and x is the valence of the cation;

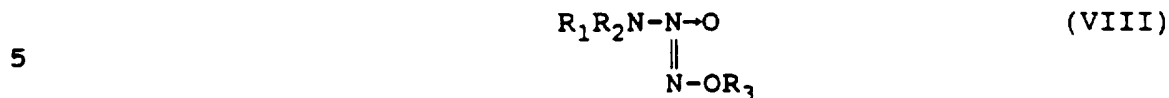


wherein M is a pharmaceutically acceptable metal, or where x is at least two, a mixture of two different
 20 pharmaceutically acceptable metals, L is a ligand different from $(R^1R^2N-N_2O_2)$ and is bound to at least one metal, R^1 and R^2 are each organic moieties and are the same or different, x is an integer of from 1 to 10, x' is the formal oxidation state of the metal M , and is an
 25 integer of from 1 to 6, y is an integer of from 1 to 18, with the proviso that y is at least 2, the ligands L are the same or different, z is an integer from 1 to 20, and K is a pharmaceutically acceptable counterion to render the compound neutral to the extent necessary;



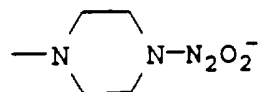
wherein R is C_{2-8} lower alkyl, phenyl, benzyl, or C_{3-8}
 35 cycloalkyl, any of which R groups can be substituted by one to three substituents, which are the same or different, and are selected from the group consisting of halo, hydroxy, C_{1-8} alkoxy, $-NH_2$, $-C(O)NH_2$, $-CH(O)$, $-C(O)OH$, and $-NO_2$, X is a pharmaceutically acceptable
 40 cation, a pharmaceutically acceptable metal center, or a pharmaceutically acceptable organic group selected from the group consisting of C_{1-8} lower alkyl, $-C(O)CH_3$, and

-C(O)NH₂, and y is an integer from 1 to 3, consistent with the valence of X;
and



10 wherein R₁ and R₂ are independently chosen from C₁₋₁₂ straight chain alkyl, C₁₋₁₂ alkoxy or acyloxy substituted straight chain alkyl, C₂₋₁₂ hydroxy or halo substituted straight chain alkyl, C₃₋₁₂ branched chain alkyl, C₃₋₁₂ hydroxy, halo, alkoxy, or acyloxy substituted branched chain alkyl, a C₃₋₁₂ straight or branched chain olefinic
15 unsubstituted or substituted with hydroxy, alkoxy, acyloxy, halo or benzyl, or R₁ and R₂ together with the nitrogen atom to which they are bonded form a heterocyclic group, and R₃ is a group selected from C₁₋₁₂ straight chain and C₃₋₁₂ branched chain alkyl which are
20 unsubstituted or substituted by hydroxy, halo, acyloxy or alkoxy, C₂₋₁₂ straight chain or C₃₋₁₂ branched chain olefinic which are unsubstituted or substituted by halo, alkoxy, acyloxy or hydroxy, C₁₋₁₂ unsubstituted or substituted acyl, sulfonyl and carboxamido; or R₃ is a
25 group of the formula -(CH₂)_n-ON=N(O)NR₁R₂, wherein n is an integer of 2-8, and R₁ and R₂ are as defined above.

3. The method of claim 2, wherein said nitric oxide-releasing [N₂O₂] functional group is from a
30 compound of formula III, and B is the substituted piperazine moiety



35

4. The method of claim 2, wherein said nitric oxide-releasing [N₂O₂] functional group is from a compound of formula V, and R₁ and R₂ are selected so that

R₁ and R₂, together with the nitrogen atom to which they are bonded, form a heterocyclic group.

5 5. The method of claim 4, wherein the heterocyclic group is selected from the group consisting of pyrrolidino, piperidino, piperazino and morpholino.

10 6. The method of claim 2, wherein said nitric oxide-releasing [N₂O₂] functional group is from a compound of formula VIII, and the heterocyclic group is selected from the group consisting of pyrrolidino, piperidino, piperazino, and morpholino.

15 7. The method of claim 1, wherein the moiety X of said functional group is part of the polymeric backbone.

20 8. The method of claim 1, wherein the moiety X of said functional group is part of a group pendant to the polymeric backbone.

25 9. The method of claim 1, wherein said polymer is selected from the group consisting of polyolefins, polyethers, polyesters, polyamides, polyurethanes, and biopolymers.

30 10. The method of claim 9, wherein the biopolymer is selected from the group consisting of a peptide, a protein, and a nucleic acid.

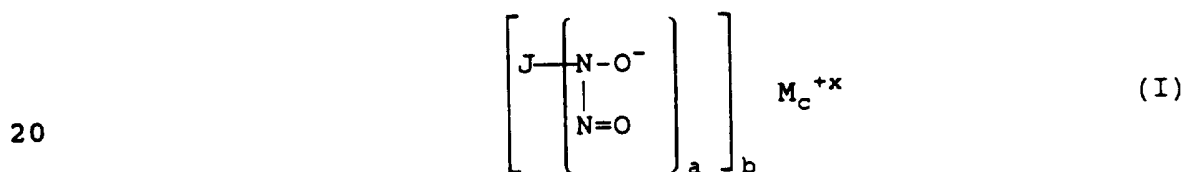
35 11. The method of claim 1, wherein said nitric oxide delivery means is selected from the group consisting of a transurethral applicator, a penile implant, a drug pump, a catheter, a self-adhering means, a liposome, a microparticle, a microsphere, a bead, a disk, a dermal patch and a condom.

12. A method for the treatment of impotency in a male animal, which method comprises the administration to said male animal of a nitric oxide-releasing agent, said agent being selected from the group consisting of a coprecipitation product of a polymer selected from the group consisting of a polyolefin, a polyether, a polyester, a polyamide, a polyurethane, and a biopolymer, and a compound comprising a nitric oxide-releasing $[N_2O_2]$ functional group.

10

13. The method of claim 12, wherein said compound comprising a nitric oxide-releasing $[N_2O_2]$ functional group is a compound of the formula selected from the group consisting of I, II, III, IV, V, VI, VII and VIII as follows:

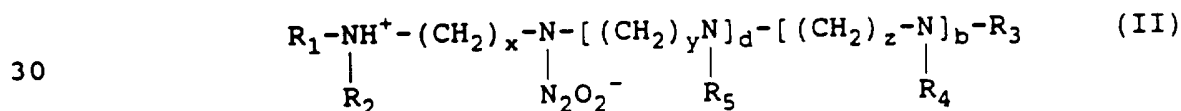
15



20

wherein J is an organic or inorganic moiety, M^{+x} is a pharmaceutically acceptable cation, where x is the valence of the cation, a is 1 or 2, and b and c are the smallest integers that result in a neutral compound;

25

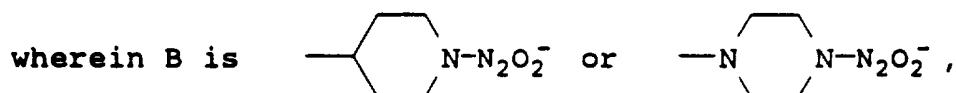
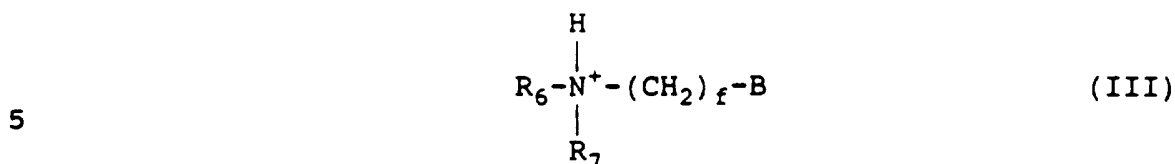


30

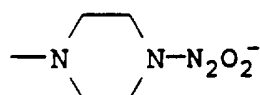
wherein b and d are the same or different and are zero or one, R_1 , R_2 , R_3 , R_4 , and R_5 are the same or different and are hydrogen, C_{3-8} cycloalkyl, C_{1-12} straight or branched chain alkyl, benzyl, benzoyl, phthaloyl, acetyl, trifluoroacetyl, p-toluyyl, t-butoxycarbonyl, or 2,2,2-trichloro-t-butoxycarbonyl, and x, y, and z are the same or different and are integers from 2 to 12;

40

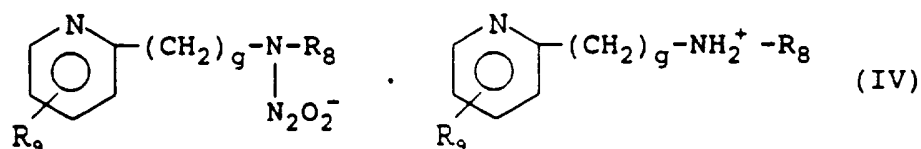
35



10 R_6 and R_7 are the same or different and are hydrogen, C_{3-8} cycloalkyl, C_{1-12} straight or branched chain alkyl, benzyl, benzoyl, phthaloyl, acetyl, trifluoroacetyl, p-toluyyl, t-butoxycarbonyl, or 2,2,2-trichloro-t-butoxycarbonyl, f is an integer from 0 to 12, with the
15 proviso that when B is the substituted piperazine moiety

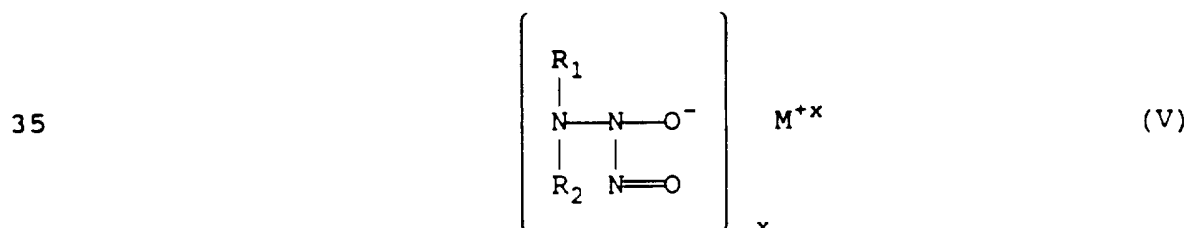


20 then f is an integer from 2 to 12;

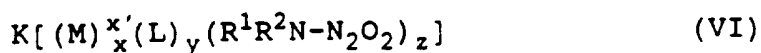


25

wherein R_8 is hydrogen, C_{3-8} cycloalkyl, C_{1-12} straight or branched chain alkyl, benzyl, benzoyl, phthaloyl, acetyl, trifluoroacetyl, p-toluyyl, t-butoxycarbonyl, or 2,2,2-tri-chloro-t-butoxycarbonyl, R_9 is hydrogen or a
30 $\text{C}_1\text{-C}_{12}$ straight or branched chain alkyl, and g is 2 to 6;



wherein R_1 and R_2 are independently selected from the group consisting of a C_1 - C_{12} straight or branched chain alkyl and benzyl, M^{+x} is a pharmaceutically acceptable cation, and x is the valence of the cation;



wherein M is a pharmaceutically acceptable metal, or where x is at least two, a mixture of two different pharmaceutically acceptable metals, L is a ligand different from $(R^1R^2N-N_2O_2)$ and is bound to at least one metal, R^1 and R^2 are each organic moieties and are the same or different, x is an integer of from 1 to 10, x' is the formal oxidation state of the metal M , and is an integer of from 1 to 6, y is an integer of from 1 to 18, with the proviso that y is at least 2, the ligands L are the same or different, z is an integer from 1 to 20, and K is a pharmaceutically acceptable counterion to render the compound neutral to the extent necessary;




wherein R is C_{2-8} lower alkyl, phenyl, benzyl, or C_{3-8} cycloalkyl, any of which R groups can be substituted by one to three substituents, which are the same or different, and are selected from the group consisting of halo, hydroxy, C_{1-8} alkoxy, $-NH_2$, $-C(O)NH_2$, $-CH(O)$, $-C(O)OH$, and $-NO_2$, X is a pharmaceutically acceptable cation, a pharmaceutically acceptable metal center, or a pharmaceutically acceptable organic group selected from the group consisting of C_{1-8} lower alkyl, $-C(O)CH_3$, and $-C(O)NH_2$, and y is an integer from 1 to 3, consistent with the valence of X ;

and



wherein R_1 and R_2 are independently chosen from C_{1-12} straight chain alkyl, C_{1-12} alkoxy or acyloxy substituted straight chain alkyl, C_{2-12} hydroxy or halo substituted straight chain alkyl, C_{3-12} branched chain alkyl, C_{3-12} hydroxy, halo, alkoxy, or acyloxy substituted branched chain alkyl, a C_{3-12} straight or branched chain olefinic unsubstituted or substituted with hydroxy, alkoxy, acyloxy, halo or benzyl, or R_1 and R_2 together with the nitrogen atom to which they are bonded form a heterocyclic group, and R_3 is a group selected from C_{1-12} straight chain and C_{3-12} branched chain alkyl which are unsubstituted or substituted by hydroxy, halo, acyloxy or alkoxy, C_{2-12} straight chain or C_{3-12} branched chain olefinic which are unsubstituted or substituted by halo, alkoxy, acyloxy or hydroxy, C_{1-12} unsubstituted or substituted acyl, sulfonyl and carboxamido; or R_3 is a group of the formula $-(CH_2)_n-ON=N(O)NR_1R_2$, wherein n is an integer of 2-8, and R_1 and R_2 are as defined above.

14. The method of claim 13, wherein said compound comprising a nitric oxide-releasing $[N_2O_2]$ functional group is a compound of formula III, and B is the substituted piperazine moiety



15. The method of claim 13, wherein said compound comprising a nitric oxide-releasing $[N_2O_2]$ functional group is a compound of formula V, and R_1 and R_2 are selected so that R_1 and R_2 , together with the nitrogen atom to which they are bonded, form a heterocyclic group.

16. The method of claim 15, wherein the heterocyclic group is selected from the group consisting of pyrrolidino, piperidino, piperazino and morpholino.

17. The method of claim 13, wherein said compound comprising a nitric oxide-releasing [N₂O₂] functional group is a compound of formula VIII, and the heterocyclic group is selected from the group consisting of pyrrolidino, piperidino, piperazino, and morpholino.

5

18. The method of claim 12, wherein the moiety X of said functional group is part of the polymeric backbone.

10

19. The method of claim 12, wherein the moiety X of said functional group is part of a group pendant to the polymeric backbone.

15

20. The method of claim 12, wherein the biopolymer is selected from the group consisting of a peptide, a protein, and a nucleic acid.

20

21. The method of claim 20, wherein the protein is an antibody and the nucleic acid is an oligonucleotide.

22. The method of claim 12, wherein said polymer is biodegradable.

25

23. The method of claim 1, wherein said nitric oxide delivery means is selected from the group consisting of a transurethral applicator, a penile implant, a drug pump, a catheter, a self-adhering means, a liposome, a microparticle, a microsphere, a bead, a disk, a dermal patch and a condom.

30

24. A nitric oxide delivery means for the treatment of impotency in a male animal, said nitric oxide delivery means being selected from the group consisting of a transurethral applicator, a penile implant, a dermal patch and a condom, said nitric oxide delivery means comprising a compound or a polymer,

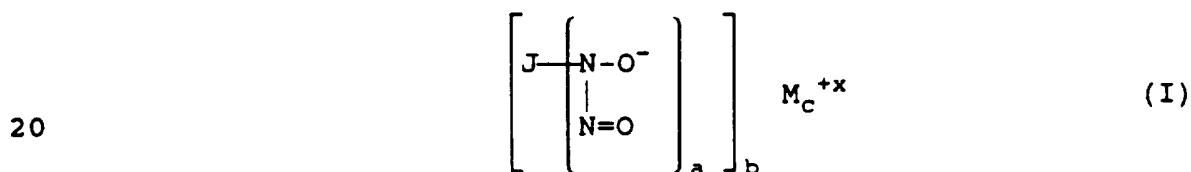
35

wherein each of said compound and said polymer comprises a nitric oxide-releasing functional group selected from the group consisting of $X\{-N(O)NO\}$ and $\{N(O)NO\}X$, wherein X is a moiety bonded to said $\{-N(O)NO\}$ or $\{N(O)NO\}$, and
 5 wherein the $\{-N(O)NO\}$ or $\{N(O)NO\}$ group is covalently bonded in said polymer through said moiety X, said delivery means being capable of locally releasing a penile erection-inducing amount of nitric oxide to the penis of an impotent male animal.

10

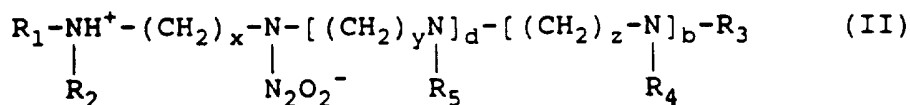
25. The nitric oxide delivery means of claim 24, wherein said nitric oxide-releasing N_2O_2 functional group is from a compound of the formula selected from the group consisting of I, II, III, IV, V, VI, VII and VIII
 15 as follows:

15

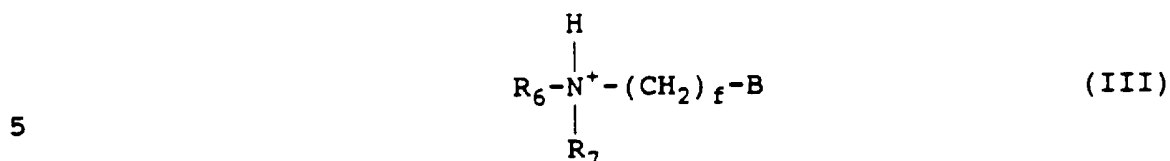


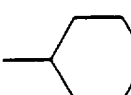
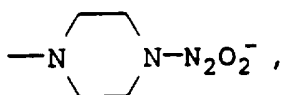
wherein J is an organic or inorganic moiety, M^{+x} is a
 25 pharmaceutically acceptable cation, where x is the valence of the cation, a is 1 or 2, and b and c are the smallest integers that result in a neutral compound;

30




wherein b and d are the same or different and are zero
 35 or one, R_1 , R_2 , R_3 , R_4 , and R_5 are the same or different and are hydrogen, C_{3-8} cycloalkyl, C_{1-12} straight or branched chain alkyl, benzyl, benzoyl, phthaloyl, acetyl, trifluoroacetyl, p-toluyyl, t-butoxycarbonyl, or 2,2,2-trichloro-t-butoxycarbonyl, and x, y, and z are
 40 the same or different and are integers from 2 to 12;

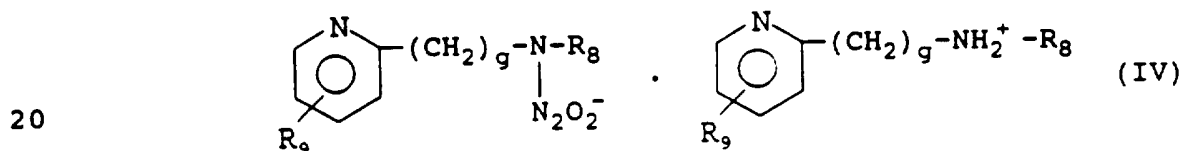


wherein B is  or ,

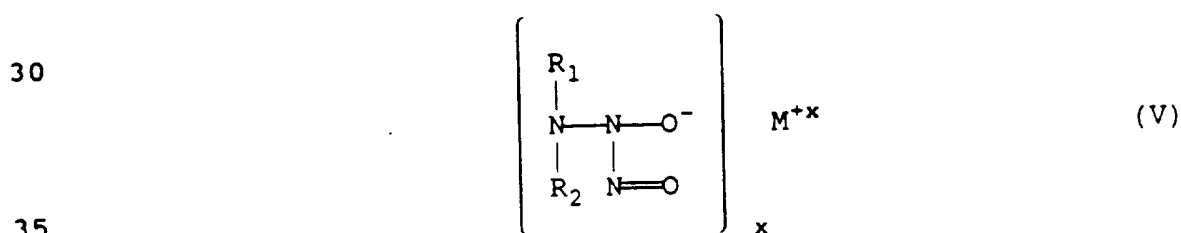
10 R_6 and R_7 are the same or different and are hydrogen, C_{3-8} cycloalkyl, C_{1-12} straight or branched chain alkyl, benzyl, benzoyl, phthaloyl, acetyl, trifluoroacetyl, p-toluyyl, t-butoxycarbonyl, or 2,2,2-trichloro-t-butoxycarbonyl, f is an integer from 0 to 12, with the proviso that when B is the substituted piperazine moiety



then f is an integer from 2 to 12;

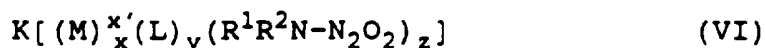


25 wherein R_8 is hydrogen, C_{3-8} cycloalkyl, C_{1-12} straight or branched chain alkyl, benzyl, benzoyl, phthaloyl, acetyl, trifluoroacetyl, p-toluyyl, t-butoxycarbonyl, or 2,2,2-tri-chloro-t-butoxycarbonyl, R_9 is hydrogen or a $\text{C}_1\text{-C}_{12}$ straight or branched chain alkyl, and g is 2 to 6;




wherein R_1 and R_2 are independently selected from the group consisting of a C_1 - C_{12} straight or branched chain alkyl and benzyl, M^{+x} is a pharmaceutically acceptable cation, and x is the valence of the cation;

5



wherein M is a pharmaceutically acceptable metal, or
 10 where x is at least two, a mixture of two different pharmaceutically acceptable metals, L is a ligand different from $(R^1R^2N-N_2O_2)$ and is bound to at least one metal, R^1 and R^2 are each organic moieties and are the same or different, x is an integer of from 1 to 10, x'
 15 is the formal oxidation state of the metal M , and is an integer of from 1 to 6, y is an integer of from 1 to 18, with the proviso that y is at least 2, the ligands L are the same or different, z is an integer from 1 to 20, and K is a pharmaceutically acceptable counterion to render
 20 the compound neutral to the extent necessary;



25 wherein R is C_{2-8} lower alkyl, phenyl, benzyl, or C_{3-8} cycloalkyl, any of which R groups can be substituted by one to three substituents, which are the same or different, and are selected from the group consisting of halo, hydroxy, C_{1-8} alkoxy, $-NH_2$, $-C(O)NH_2$, $-CH(O)$,
 30 $-C(O)OH$, and $-NO_2$, X is a pharmaceutically acceptable cation, a pharmaceutically acceptable metal center, or a pharmaceutically acceptable organic group selected from the group consisting of C_{1-8} lower alkyl, $-C(O)CH_3$, and $-C(O)NH_2$, and y is an integer from 1 to 3, consistent
 35 with the valence of X ;
 and



40

wherein R_1 and R_2 are independently chosen from C_{1-12} straight chain alkyl, C_{1-12} alkoxy or acyloxy substituted straight chain alkyl, C_{2-12} hydroxy or halo substituted straight chain alkyl, C_{3-12} branched chain alkyl, C_{3-12} hydroxy, halo, alkoxy, or acyloxy substituted branched chain alkyl, a C_{3-12} straight or branched chain olefinic unsubstituted or substituted with hydroxy, alkoxy, acyloxy, halo or benzyl, or R_1 and R_2 together with the nitrogen atom to which they are bonded form a heterocyclic group, and R_3 is a group selected from C_{1-12} straight chain and C_{3-12} branched chain alkyl which are unsubstituted or substituted by hydroxy, halo, acyloxy or alkoxy, C_{2-12} straight chain or C_{3-12} branched chain olefinic which are unsubstituted or substituted by halo, alkoxy, acyloxy or hydroxy, C_{1-12} unsubstituted or substituted acyl, sulfonyl and carboxamido; or R_3 is a group of the formula $-(CH_2)_n-ON=N(O)NR_1R_2$, wherein n is an integer of 2-8, and R_1 and R_2 are as defined above.

26. The nitric oxide delivery means of claim 25, wherein, when said nitric oxide-releasing $[N_2O_2]$ functional group is from a compound of formula III, and B is the substituted piperazine moiety



27. The nitric oxide delivery means of claim 25, wherein, said nitric oxide-releasing $[N_2O_2]$ functional group is from a compound of formula V, and R_1 and R_2 are selected so that R_1 and R_2 , together with the nitrogen atom to which they are bonded, form a heterocyclic group.

28. The nitric oxide delivery means of claim 27, wherein the heterocyclic group is selected from the

group consisting of pyrrolidino, piperidino, piperazino and morpholino.

29. The nitric oxide delivery means of claim 25,
5 wherein said nitric oxide-releasing [N₂O₂] functional group is from a compound of formula VIII, and the heterocyclic group is selected from the group consisting of pyrrolidino, piperidino, piperazino and morpholino.

10 30. The nitric oxide delivery means of claim 24, wherein the moiety X of said functional group is part of the polymeric backbone.

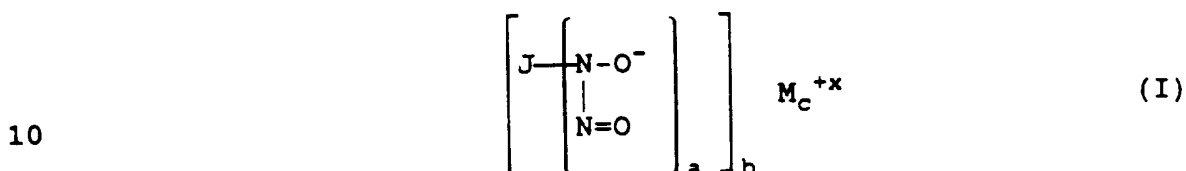
15 31. The nitric oxide delivery means of claim 24, wherein the moiety X of said functional group is part of a group pendant to the polymeric backbone.

20 32. The nitric oxide delivery means of claim 32, wherein the polymer is selected from the group consisting of polyolefins, polyethers, polyesters, polyamides, polyurethanes, and biopolymers.

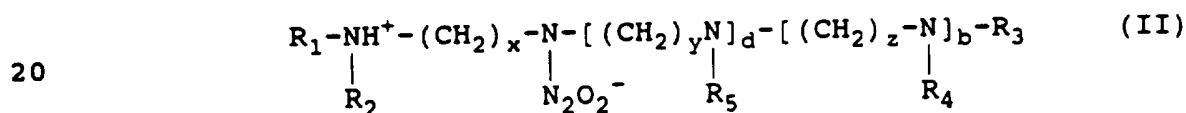
25 33. The nitric oxide delivery means of claim 24, wherein the biopolymer is selected from the group consisting of a peptide, a protein, and a nucleic acid.

30 34. A nitric oxide delivery means for the treatment of impotency in a male animal, said nitric oxide delivery means being selected from the group consisting of a transurethral applicator, a penile implant, a dermal patch and a condom, said nitric oxide delivery means comprising a coprecipitation product of a polymer selected from the group consisting of a polyolefin, a polyether, a polyester, a polyamide, a
35 polyurethane and a biopolymer, and a compound comprising a nitric oxide-releasing [N₂O₂] functional group.

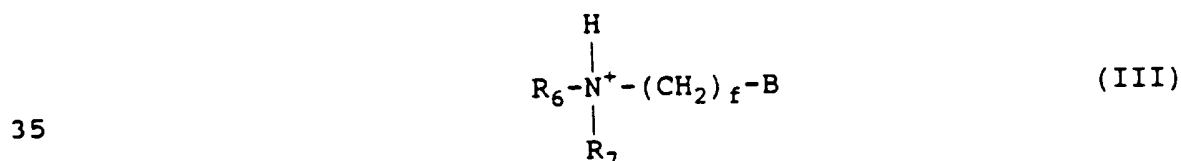
35. The nitric oxide delivery means of claim 34, wherein said nitric oxide-releasing $[N_2O_2]$ functional group is from a compound of the formula selected from the group consisting of I, II, III, IV, V, VI, VII and VIII as follows:

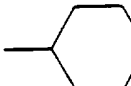
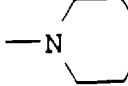


wherein J is an organic or inorganic moiety, M^{+x} is a pharmaceutically acceptable cation, where x is the valence of the cation, a is 1 or 2, and b and c are the smallest integers that result in a neutral compound;



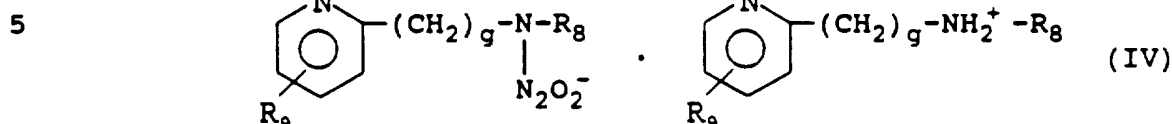
wherein b and d are the same or different and are zero or one, R_1 , R_2 , R_3 , R_4 , and R_5 are the same or different and are hydrogen, C_{3-8} cycloalkyl, C_{1-12} straight or branched chain alkyl, benzyl, benzoyl, phthaloyl, acetyl, trifluoroacetyl, p-toluyyl, t-butoxycarbonyl, or 2,2,2-trichloro-t-butoxycarbonyl, and x, y, and z are the same or different and are integers from 2 to 12;



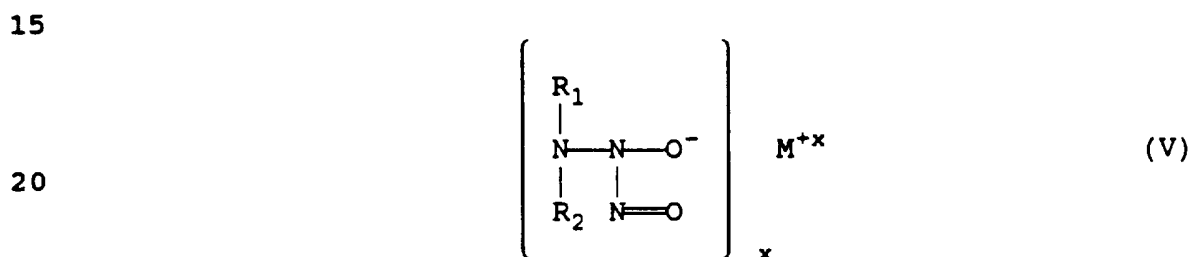
wherein B is  or ,

R_6 and R_7 are the same or different and are hydrogen, C_{3-8} cycloalkyl, C_{1-12} straight or branched chain alkyl, benzyl, benzoyl, phthaloyl, acetyl, trifluoroacetyl,

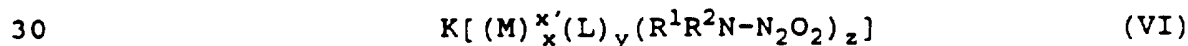
p-toluy1, t-butoxycarbonyl, or 2,2,2-trichloro-t-butoxycarbonyl, f is an integer from 0 to 12, with the proviso that when B is the substituted piperazine moiety then f is an integer from 2 to 12;



10 wherein R_8 is hydrogen, C_{3-8} cycloalkyl, C_{1-12} straight or branched chain alkyl, benzyl, benzoyl, phthaloyl, acetyl, trifluoroacetyl, p-toluy1, t-butoxycarbonyl, or 2,2,2-tri-chloro-t-butoxycarbonyl, R_9 is hydrogen or a $\text{C}_1\text{-C}_{12}$ straight or branched chain alkyl, and g is 2 to 6;



25 wherein R_1 and R_2 are independently selected from the group consisting of a $\text{C}_1\text{-C}_{12}$ straight or branched chain alkyl and benzyl, M^{+x} is a pharmaceutically acceptable cation, and x is the valence of the cation;



wherein M is a pharmaceutically acceptable metal, or where x is at least two, a mixture of two different

35 pharmaceutically acceptable metals, L is a ligand different from $(\text{R}^1\text{R}^2\text{N-N}_2\text{O}_2)$ and is bound to at least one metal, R^1 and R^2 are each organic moieties and are the same or different, x is an integer of from 1 to 10, x' is the formal oxidation state of the metal M, and is an

40 integer of from 1 to 6, y is an integer of from 1 to 18,

with the proviso that y is at least 2, the ligands L are the same or different, z is an integer from 1 to 20, and K is a pharmaceutically acceptable counterion to render the compound neutral to the extent necessary;

5



wherein R is C_{2-8} lower alkyl, phenyl, benzyl, or C_{3-8} cycloalkyl, any of which R groups can be substituted by one to three substituents, which are the same or different, and are selected from the group consisting of halo, hydroxy, C_{1-8} alkoxy, $-NH_2$, $-C(O)NH_2$, $-CH(O)$, $-C(O)OH$, and $-NO_2$, X is a pharmaceutically acceptable cation, a pharmaceutically acceptable metal center, or a pharmaceutically acceptable organic group selected from the group consisting of C_{1-8} lower alkyl, $-C(O)CH_3$, and $-C(O)NH_2$, and y is an integer from 1 to 3, consistent with the valence of X ;

20 and



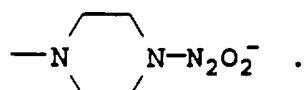
25

wherein R_1 and R_2 are independently chosen from C_{1-12} straight chain alkyl, C_{1-12} alkoxy or acyloxy substituted straight chain alkyl, C_{2-12} hydroxy or halo substituted straight chain alkyl, C_{3-12} branched chain alkyl, C_{3-12} hydroxy, halo, alkoxy, or acyloxy substituted branched chain alkyl, a C_{3-12} straight or branched chain olefinic unsubstituted or substituted with hydroxy, alkoxy, acyloxy, halo or benzyl, or R_1 and R_2 together with the nitrogen atom to which they are bonded form a heterocyclic group, and R_3 is a group selected from C_{1-12} straight chain and C_{3-12} branched chain alkyl which are unsubstituted or substituted by hydroxy, halo, acyloxy or alkoxy, C_{2-12} straight chain or C_{3-12} branched chain olefinic which are unsubstituted or substituted by halo, alkoxy, acyloxy or hydroxy, C_{1-12} unsubstituted or

40

substituted acyl, sulfonyl and carboxamido; or R_3 is a group of the formula $-(CH_2)_n-ON=N(O)NR_1R_2$, wherein n is an integer of 2-8, and R_1 and R_2 are as defined above.

- 5 36. The nitric oxide delivery means of claim 35, wherein, when said nitric oxide-releasing $[N_2O_2]$ functional group is from a compound of formula III, B is the substituted piperazine moiety



10

37. The nitric oxide delivery means of claim 35, wherein, when said nitric oxide-releasing $[N_2O_2]$ functional group is from a compound of formula V, R_1 and R_2 are selected so that R_1 and R_2 , together with the nitrogen atom to which they are bonded, form a heterocyclic group.

- 20 38. The nitric oxide delivery means of claim 37, wherein the heterocyclic group is selected from the group consisting of pyrrolidino, piperidino, piperazino and morpholino.

- 25 39. The nitric oxide delivery means of claim 35, wherein, when said nitric oxide-releasing $[N_2O_2]$ functional group is from a compound of formula VIII, the heterocyclic group is selected from the group consisting of pyrrolidino, piperidino, piperazino, and morpholino.

- 30 40. The nitric oxide delivery means of claim 34, wherein the biopolymer is selected from the group consisting of a peptide, a protein, and a nucleic acid.

1/3

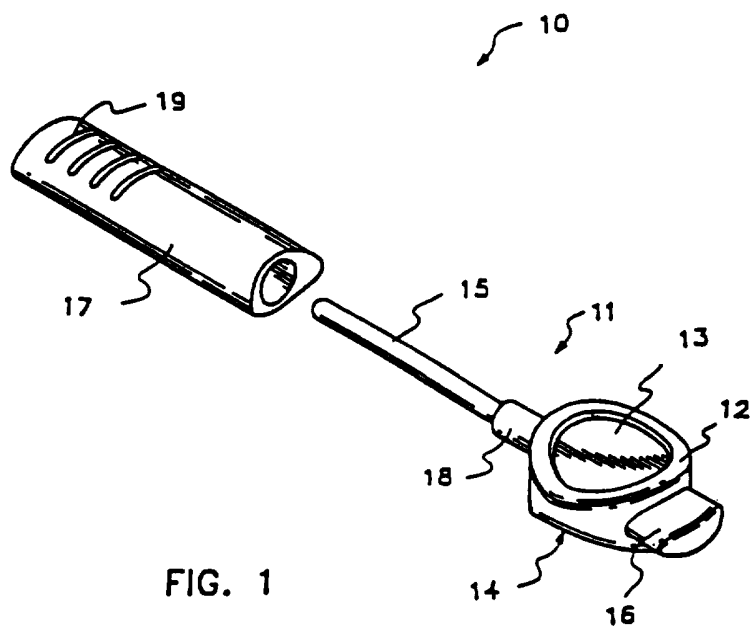


FIGURE 1

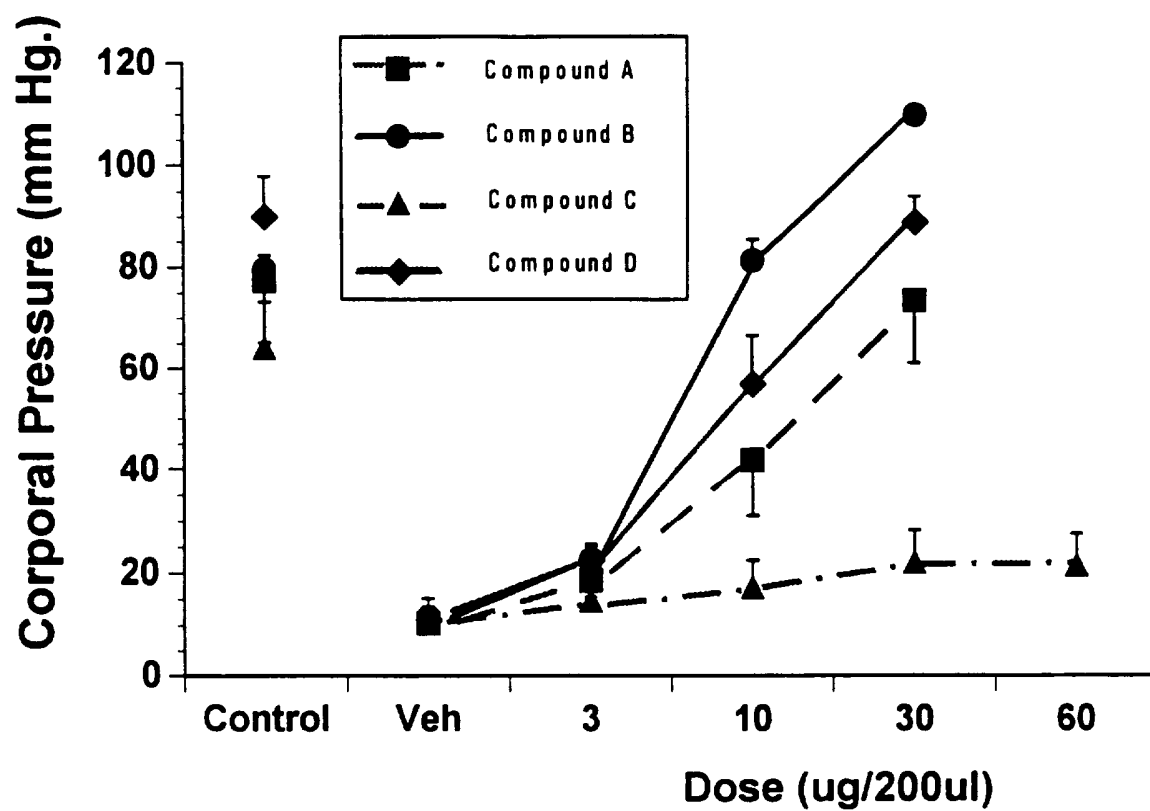


FIGURE 2

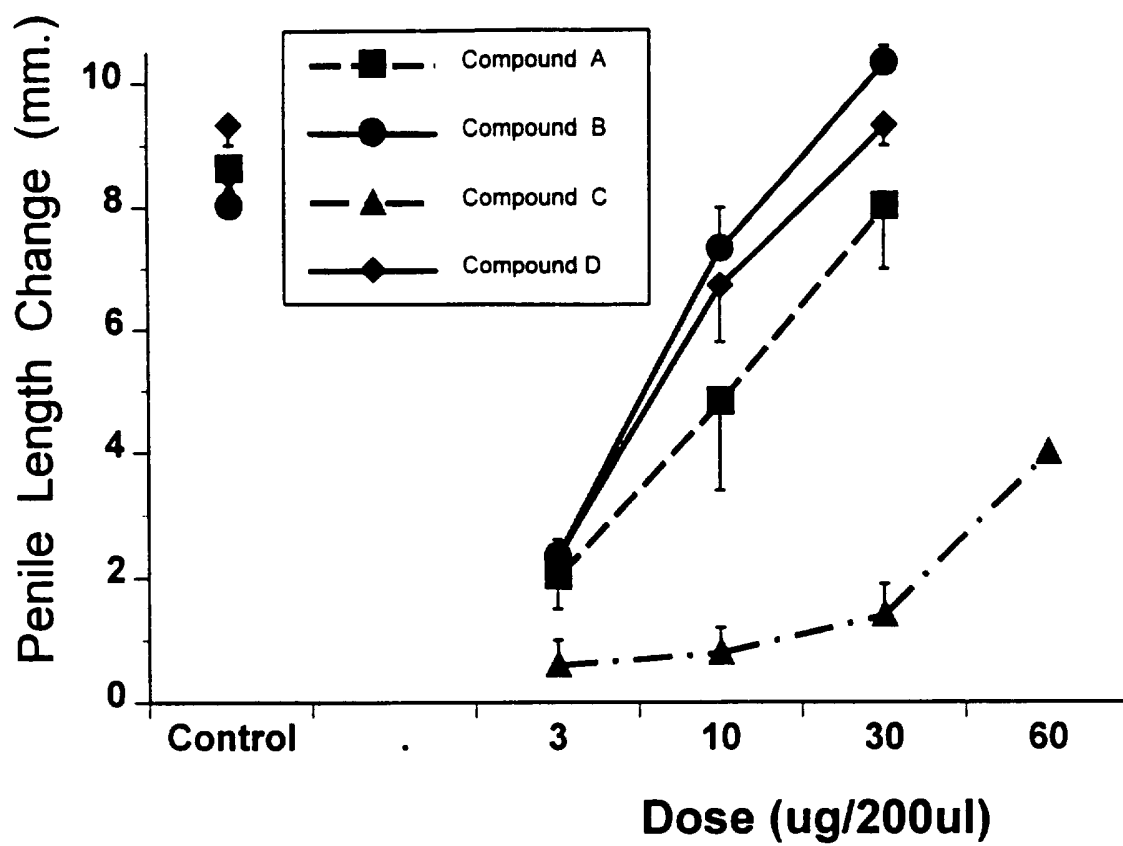


FIGURE 3

INTERNATIONAL SEARCH REPORT

International Application No
PCT/US 96/04889

A. CLASSIFICATION OF SUBJECT MATTER
IPC 6 A61K31/785 A61K38/00 A61K47/48 A61L27/00 A61L31/00
C08F8/30

According to International Patent Classification (IPC) or to both national classification and IPC

B. FIELDS SEARCHED

Minimum documentation searched (classification system followed by classification symbols)

IPC 6 A61K A61L C08F

Documentation searched other than minimum documentation to the extent that such documents are included in the fields searched

Electronic data base consulted during the international search (name of data base and, where practical, search terms used)

C. DOCUMENTS CONSIDERED TO BE RELEVANT

Category *	Citation of document, with indication, where appropriate, of the relevant passages	Relevant to claim No.
X	CA,A,2 106 105 (KEEFER ET AL) 15 March 1995 * claims 1-31; p.17, 1.15-20; p.1, 1.8-19 *	1-40
Y	WO,A,93 15779 (BOLTON A.) 19 August 1993 * p.4, 2nd. par. *	1-40
P,X	US,A,5 405 919 (KEEFER ET AL) 11 April 1995 * col.9, 1.60-7; claims 1-22 *	1-40
P,Y	WO,A,95 24898 (COMEDICUS, INC.) 21 September 1995 * claims; p.4, 1.5-p.5, 1.19 * -/--	1-40

☒ Further documents are listed in the continuation of box C.

☒ Patent family members are listed in annex.

* Special categories of cited documents :

- "A" document defining the general state of the art which is not considered to be of particular relevance
- "E" earlier document but published on or after the international filing date
- "L" document which may throw doubts on priority claim(s) or which is cited to establish the publication date of another citation or other special reason (as specified)
- "O" document referring to an oral disclosure, use, exhibition or other means
- "P" document published prior to the international filing date but later than the priority date claimed

"T" later document published after the international filing date or priority date and not in conflict with the application but cited to understand the principle or theory underlying the invention

"X" document of particular relevance; the claimed invention cannot be considered novel or cannot be considered to involve an inventive step when the document is taken alone

"Y" document of particular relevance; the claimed invention cannot be considered to involve an inventive step when the document is combined with one or more other such documents, such combination being obvious to a person skilled in the art

"&" document member of the same patent family

Date of the actual completion of the international search

27 June 1996

Date of mailing of the international search report

09.08.96

Name and mailing address of the ISA

European Patent Office, P.B. 5818 Patentlaan 2
NL - 2280 HV Rijswijk
Tel. (+ 31-70) 340-2040, Tx. 31 651 epo nl,
Fax (+ 31-70) 340-3016

Authorized officer

Uiber, P

INTERNATIONAL SEARCH REPORT

International Application No.

PCT/US 96/04889

C.(Continuation) DOCUMENTS CONSIDERED TO BE RELEVANT

Category *	Citation of document, with indication, where appropriate, of the relevant passages	Relevant to claim No.
P,Y	US,A,5 439 938 (SNYDER ET AL) 8 August 1995 * claims 1-33 * -----	1-40

INTERNATIONAL SEARCH REPORT

Information on patent family members

International Application No

PCT/US 96/04889

Patent document cited in search report	Publication date	Patent family member(s)	Publication date
CA-A-2106105	15-03-95	NONE	
WO-A-9315779	19-08-93	AU-B- 3506293	03-09-93
		AU-B- 3506393	03-09-93
		CA-A- 2129630	08-08-93
		EP-A- 0680346	08-11-95
		WO-A- 9315778	19-08-93
		JP-T- 7503722	20-04-95
US-A-5405919	11-04-95	US-A- 5525357	11-06-96
WO-A-9524898	21-09-95	US-A- 5482925	09-01-96
		AU-B- 1878395	03-10-95
US-A-5439938	08-08-95	NONE	