

(19) World Intellectual Property Organization
International Bureau



(43) International Publication Date
13 October 2011 (13.10.2011)

(10) International Publication Number
WO 2011/124225 A1

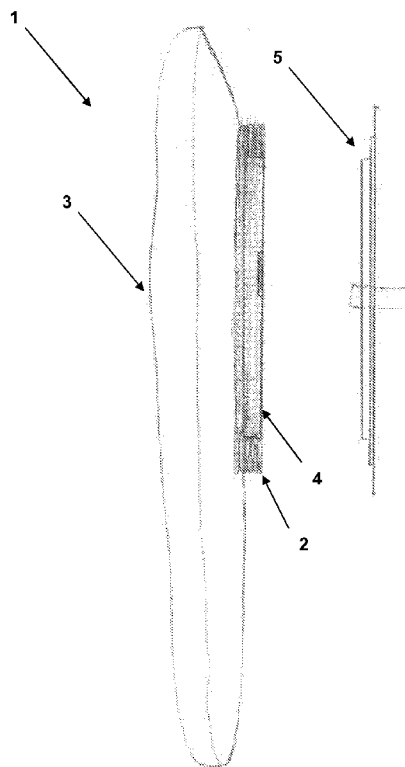
- (51) International Patent Classification:
A61F 5/445 (2006.01)
- (21) International Application Number:
PCT/DK2011/050108
- (22) International Filing Date:
1 April 2011 (01.04.2011)
- (25) Filing Language: English
- (26) Publication Language: English
- (30) Priority Data:
PA 2010 00289 7 April 2010 (07.04.2010) DK
- (72) Inventors; and
(71) Applicants : BRANDT, Joergen-Ulrik [DK/DK];
Odensevej 146, DK-5400 Bogense (DK). JOER-
GENSEN, Tina [DK/DK]; Odensevej 146, DK-5400 Bo-
gense (DK).
- (74) Agent: ORSNES, Henrik; Forskerparken 10, DK-5230
Odense M (DK).

- (81) Designated States (unless otherwise indicated, for every kind of national protection available): AE, AG, AL, AM, AO, AT, AU, AZ, BA, BB, BG, BH, BR, BW, BY, BZ, CA, CH, CL, CN, CO, CR, CU, CZ, DE, DK, DM, DO, DZ, EC, EE, EG, ES, FI, GB, GD, GE, GH, GM, GT, HN, HR, HU, ID, IL, IN, IS, JP, KE, KG, KM, KN, KP, KR, KZ, LA, LC, LK, LR, LS, LT, LU, LY, MA, MD, ME, MG, MK, MN, MW, MX, MY, MZ, NA, NG, NI, NO, NZ, OM, PE, PG, PH, PL, PT, RO, RS, RU, SC, SD, SE, SG, SK, SL, SM, ST, SV, SY, TH, TJ, TM, TN, TR, TT, TZ, UA, UG, US, UZ, VC, VN, ZA, ZM, ZW.
- (84) Designated States (unless otherwise indicated, for every kind of regional protection available): ARIPO (BW, GH, GM, KE, LR, LS, MW, MZ, NA, SD, SL, SZ, TZ, UG, ZM, ZW), Eurasian (AM, AZ, BY, KG, KZ, MD, RU, TJ, TM), European (AL, AT, BE, BG, CH, CY, CZ, DE, DK, EE, ES, FI, FR, GB, GR, HR, HU, IE, IS, IT, LT, LU, LV, MC, MK, MT, NL, NO, PL, PT, RO, RS, SE, SI, SK, SM, TR), OAPI (BF, BJ, CF, CG, CI, CM, GA, GN, GQ, GW, ML, MR, NE, SN, TD, TG).

[Continued on next page]

(54) Title: OSTOMY BAG WITH A COMPACTED SHEATH

Figure 1



(57) Abstract: There is provided a disposable ostomy bag assembly (1) comprising a bag (3) for receiving bodily waste materials; a compactable sheath (2) for closing and sealing the bag (3) after use; and a flange (4) for securing the assembly to the body of a patient and provided with an orifice to enable bodily waste to be received by the bag (3). The ostomy assembly (1) solves the problem of escaping malodour and bodily waste when the patient detaches the ostomy bag from the body (face plate (5)). The compactable sheath (2) can be stretched to acquire a cylindrical sheath (2) extending from the flange (4), whereby the sheath (2) may be closed in order to seal the contents of the bag (3). Closing the sheath (2) may simply be done by tying a knot (6).

WO 2011/124225 A1

Published:

— *with international search report (Art. 21(3))*

OSTOMY BAG WITH A COMPACTED SHEATH

FIELD OF THE INVENTION

5

The present invention relates to a disposable ostomy bag assembly with a bag for receiving bodily waste materials. More specifically the present invention relates to an ostomy bag assembly provided with a compacted sheath for closing and sealing the bag after use.

10

BACKGROUND OF THE INVENTION

15

Following surgery, patients who have had a surgical construction of an artificial excretory opening such as ileostomy or colostomy patients use ileostomy/colostomy bags (collectively referred to as ostomy bags) to collect bodily waste materials. These bodily waste materials include gases, liquids and solids. The waste material may be semi-solid faecal waste. It is desirable in any event to dispose the collected materials with minimal handling from the user. It is also desirable to avoid undesired smell to escape from the ostomy bag when it is detached from the patient after use and before being disposed.

20

Some bags are intended for multiple use purposes and generally the surgical patients find that they have to empty the collection bag many times during the day. A given collection bag is thus fitted with waste discharge outlet through which the waste materials collected from the artificial excretory opening can be discharged. It is not unusual to empty these bags between six and ten times in any given day. A collection bag will typically be worn for a number of consecutive days before being replaced with a new bag. Given the nature of the materials which they collect, such collection bags are generally made of plastics materials.

25

30

One commercial toilet flushable pouch (similar to the device described in U.S. Patent No. 5,938,647) is available from Welland Medical Limited in the UK. Their product is an inner liner pouch which is designed to fit within the bag worn by the user. The pouch is designed and arranged to collect the bodily waste materials and provide a barrier between those materials and the bag. None of the bodily waste materials therefore comes into direct contact with the inner of the bag. Additionally, the bodily waste materials can be removed by removing the inner pouch without contamination of the bag. This means however that the

35

inner pouch must be of a relatively complex design as it must be adapted to fit to the artificial opening of the body in the same way as the collection bag. This is necessary in order to avoid contamination of the collection bag with bodily waste material.

5 US2003023210A1 discloses an ostomy pouch and an insert defining an interior volume. The insert is configured for positioning within the ostomy pouch and can define a pair of handles, a pair of pleated side panels, or a pair of handles and a pair of pleated side panels.

10 WO05082272A2 discloses an ostomy appliance comprising a receiving member and a disposable bag liner. Furthermore WO05082272A2 discloses a bag being compacted lengthwise while twisting a bottom part in relation to a rim and a method of compacting the same.

15 Various disposable ostomy bags have been disclosed in the prior art. Meanwhile, none of these are equipped with means for simple closing and sealing the contents of the bags before disposal. Moreover, the prior art does not disclose an ostomy bag equipped with means for simple closing and sealing of the contents of the bag and which means can maintain the seal after the bag has been detached from the body of the patient thereby reducing the risk of escaping odour or soiling of the clothing by dripping output from the
20 stoma.

In general the containers and methods of disposal of the prior art are not convenient for the end user and are generally difficult to carry around.

25 The inventors have now devised improvements to such disposal receptacles.

SUMMARY OF THE INVENTION

30 The present invention describes a disposable ostomy bag assembly which solves the problems discussed above. Specifically there is provided a disposable ostomy bag assembly comprising:

- a bag for receiving bodily waste materials;
- a compactable sheath for closing and sealing the bag after use; and

- a flange for securing the assembly to the body of a patient and provided with an orifice to enable bodily waste to be received by the bag; wherein said bag and sheath are secured to said flange.

5 The ostomy assembly of the present invention solves the problem of escaping malodour and bodily waste when the patient detaches the ostomy bag from the body (face plate). The compactable sheath can be stretched to acquire a cylindrical sheath extending from the flange, whereby the sheath may be closed in order to seal the contents of the bag. Closing the sheath may simply be done by tying a knot.

10 In a preferred embodiment of the present invention the bag and sheath are welded to the flange. Alternatively the sheath is glued to said flange either alone or together with the bag.

15 In a particularly preferred embodiment the sheath is made from a plastic film, which renders the sheath particularly easy to close by tying a knot. The sheath may also be provided with an adhesive layer on its inside so that pressing the sheath together makes a seal.

20 The sheath may be made from plastic film and in particularly materials conventionally used for the preparation of ostomy appliances. Such materials are suitably films composed of any suitable material, which is heat sealable and sufficiently impervious for unpleasant odours such as polyolefin films or combinations of such films, e.g. polyethylene or a co-extrudate of polyethylene and polyvinylidene chloride. Preferably the plastic film is selected from the group consisting of: polyethylene, polyethylene terephthalate, polypropylene, and polyvinylidene chloride.

25 In a particularly preferred embodiment of the present invention the sheath is provided with folding lines for easy compacting the sheath lengthwise. The sheath may be secured on either the front side (facing the body) or back-side of the flange to be attached to the body of the patient. For practical reasons the sheath is preferably secured on the bag-side of the flange.

30

35

BRIEF DESCRIPTION OF THE DRAWINGS

Figure 1 shows a side view of the ostomy bag assembly of the present invention, wherein the sheath is in its compacted position.

5

Figure 2 shows a view of the ostomy bag assembly of the present invention, wherein the sheath is stretched and tied in a knot in order to seal the contents of the bag.

10

Figure 3 shows a view of the ostomy bag assembly of the present invention, wherein the sheath is stretched and adheres to the face plate on the body of the patient.

DETAILED DESCRIPTION OF THE INVENTION

15

The present invention solves the problems discussed above in prior art ostomy bags by providing an integrating closing mechanism for sealing the contents of the bag with a compactable sheath.

20

The inventive ostomy bag assembly contributes to improved patient comfort and easy handling of used disposable ostomy bags.

25

Reference is made to Figure 1, which shows a side view of the ostomy bag assembly **(1)** of the present invention, wherein the sheath **(2)** is in its compacted position. In addition to the compactable sheath **(2)** the ostomy bag assembly **(1)** includes a bag **(3)** for receiving bodily waste materials; and a flange **(4)** for securing the assembly to the face plate **(5)** on the body of a patient. This ostomy assembly solves the problem of escaping malodour and bodily waste when the patient detaches the ostomy bag **(3)** from the face plate **(5)**. The compactable sheath **(2)** can be stretched to acquire a cylindrical sheath extending from the flange, whereby the sheath may be closed in order to seal the contents of the bag (see Figure 2).

30

Reference is made to Figure 2 showing a side view of the ostomy bag assembly **(1)** of the present invention, wherein the sheath **(2)** is stretched and tied in a knot **(6)** in order to seal the contents of the bag. This solves the problem of escaping malodour and bodily waste

when the patient detaches the ostomy bag **(3)** from the face plate **(5)**. Figure 2 also shows the flange **(4)** for securing the assembly to the face plate **(5)** on the body of a patient.

Reference is made to Figure 3 also showing a side view of the ostomy bag assembly **(1)**,
5 wherein the sheath **(2)** is stretched and adheres to the face plate **(5)** on the body of the patient. In order to ensure adherence of the sheath **(2)** to the face plate **(5)** the sheath **(2)** is provided (in this embodiment) with an adhesive layer. The figure also shows the flange **(4)** for securing the assembly to the face plate **(5)** on the body of a patient. Alternatively, the sheath **(2)** is provided with a rim or similar structure that can be affixed to the face plate **(5)**.
10 In this way the patient may detach the bag **(3)** from the face plate **(5)** without any malodour leaves the bag **(3)** until the patient detaches the sheath **(2)** from the face plate **(5)** before closing the sheath **(2)** and thereby sealing the contents of the bag **(3)**. This manoeuvre may be done quickly so that only a minute amount of malodour leaves the bag.

15

20

25

30

35

CLAIMS

1. A disposable ostomy bag assembly **(1)** comprising:

- a bag **(3)** for receiving bodily waste materials;
 - a compactable sheath **(2)** for closing and sealing the bag after use; and
 - a flange **(4)** for securing the assembly to the body of a patient and provided with an orifice to enable bodily waste to be received by the bag;
- wherein said bag **(3)** and sheath **(2)** are secured to said flange **(4)**.

2. The disposable ostomy bag assembly **(1)** of claim 1, wherein said bag **(3)** and sheath **(2)** are welded to said flange **(4)**.

3. The disposable ostomy bag assembly **(1)** of claim 1 or 2, wherein said sheath **(2)** is glued to said flange **(4)**.

4. The disposable ostomy bag assembly **(1)** of any one of the claims 1 to 3, wherein said sheath **(2)** is made from a plastic film.

5. The disposable ostomy bag assembly **(1)** of claim 4, wherein the plastic film is selected from the group consisting of: polyethylene, polyethylene terephthalate, polypropylene, and polyvinylidene chloride.

6. The disposable ostomy bag assembly **(1)** of any one of the preceding claims, wherein said sheath **(2)** is provided with folding lines for compacting the sheath **(2)** lengthwise.

7. The disposable ostomy bag assembly **(1)** of any one of the preceding claims, wherein said sheath **(2)** is secured on the bag-side of the flange **(4)**.

8. The disposable ostomy bag assembly **(1)** of any one of the preceding claims, wherein said sheath **(2)** is provided with means for attachment to the body of a patient, such as onto the face-plate **(5)** of the patient.

9. The disposable ostomy bag **(1)** assembly of claim 8, wherein the means for attachment to the body of a patient is an adhesive layer on the surface of the sheath **(2)** oriented towards the patient.

Figure 1

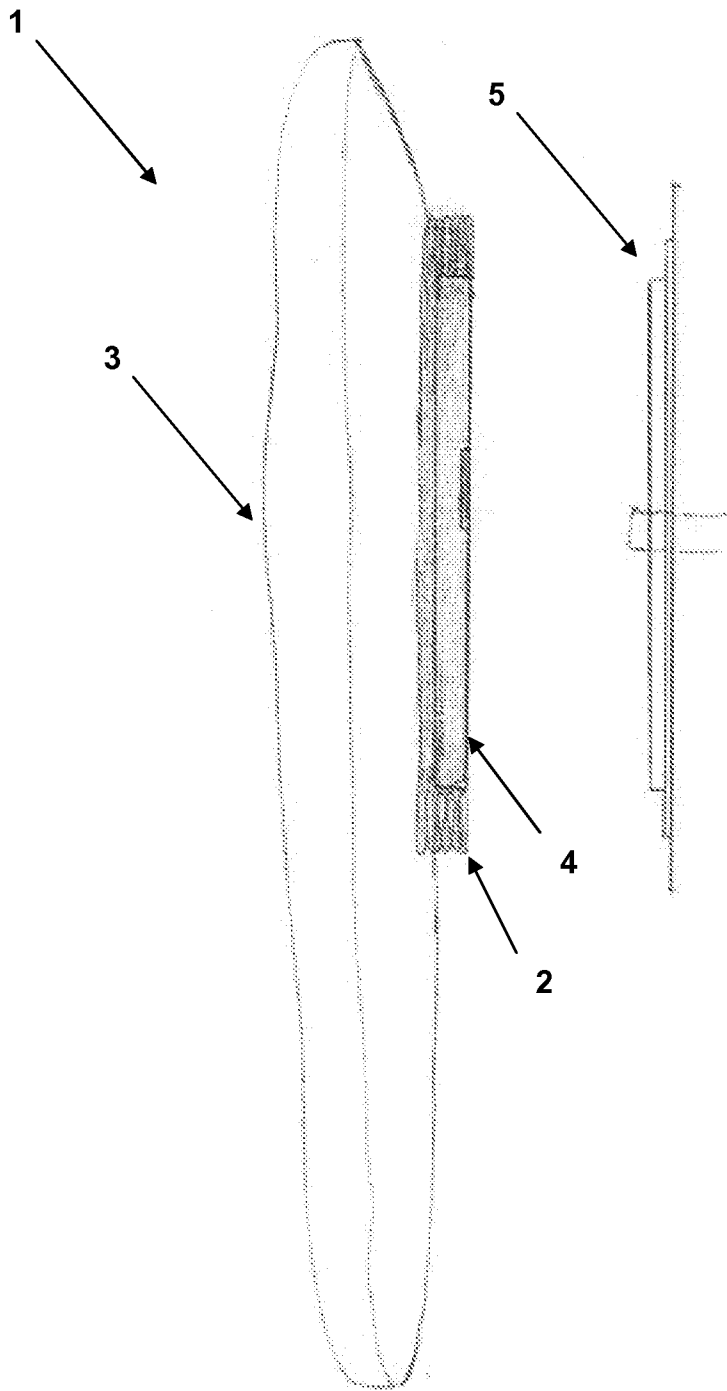


Figure 2

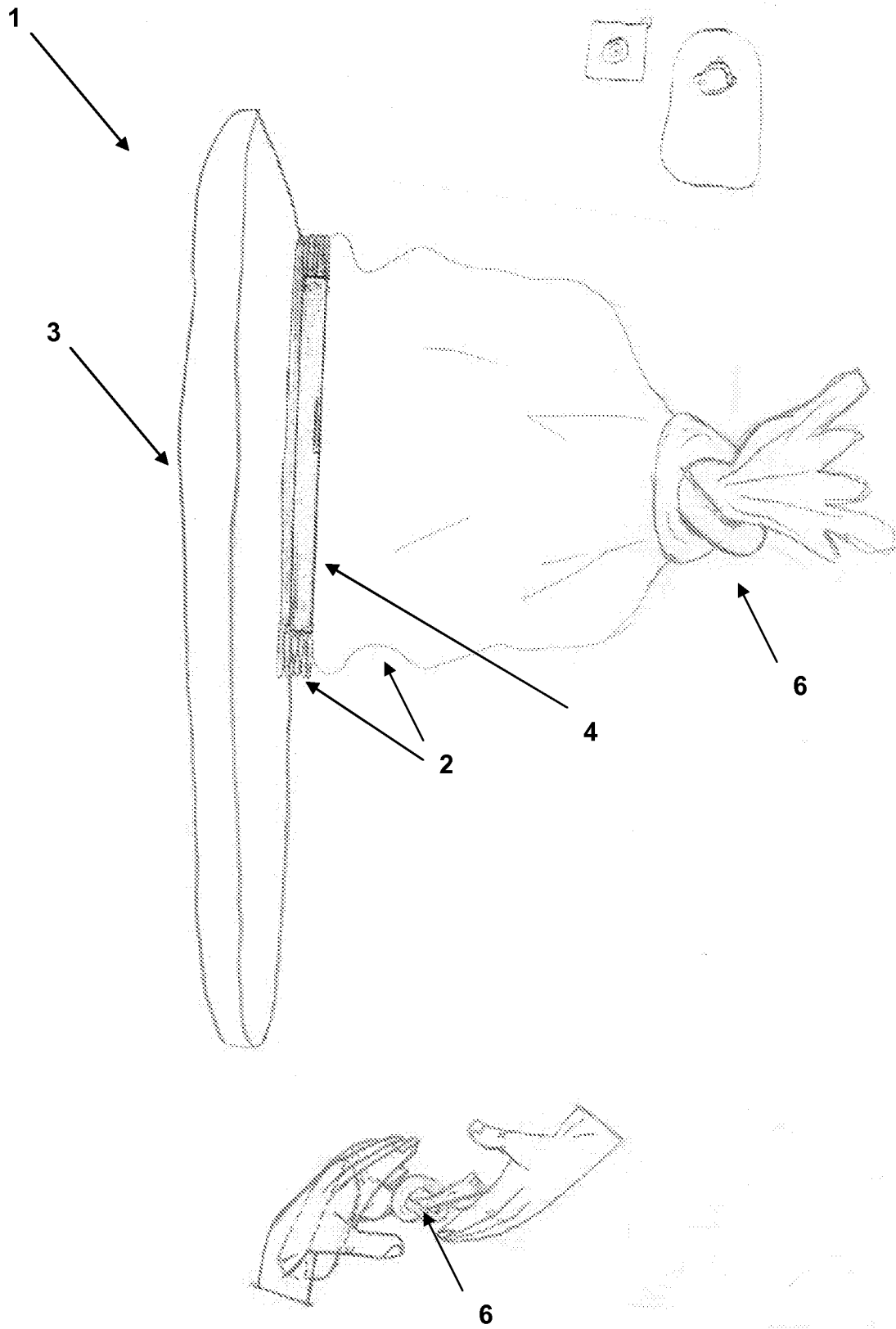
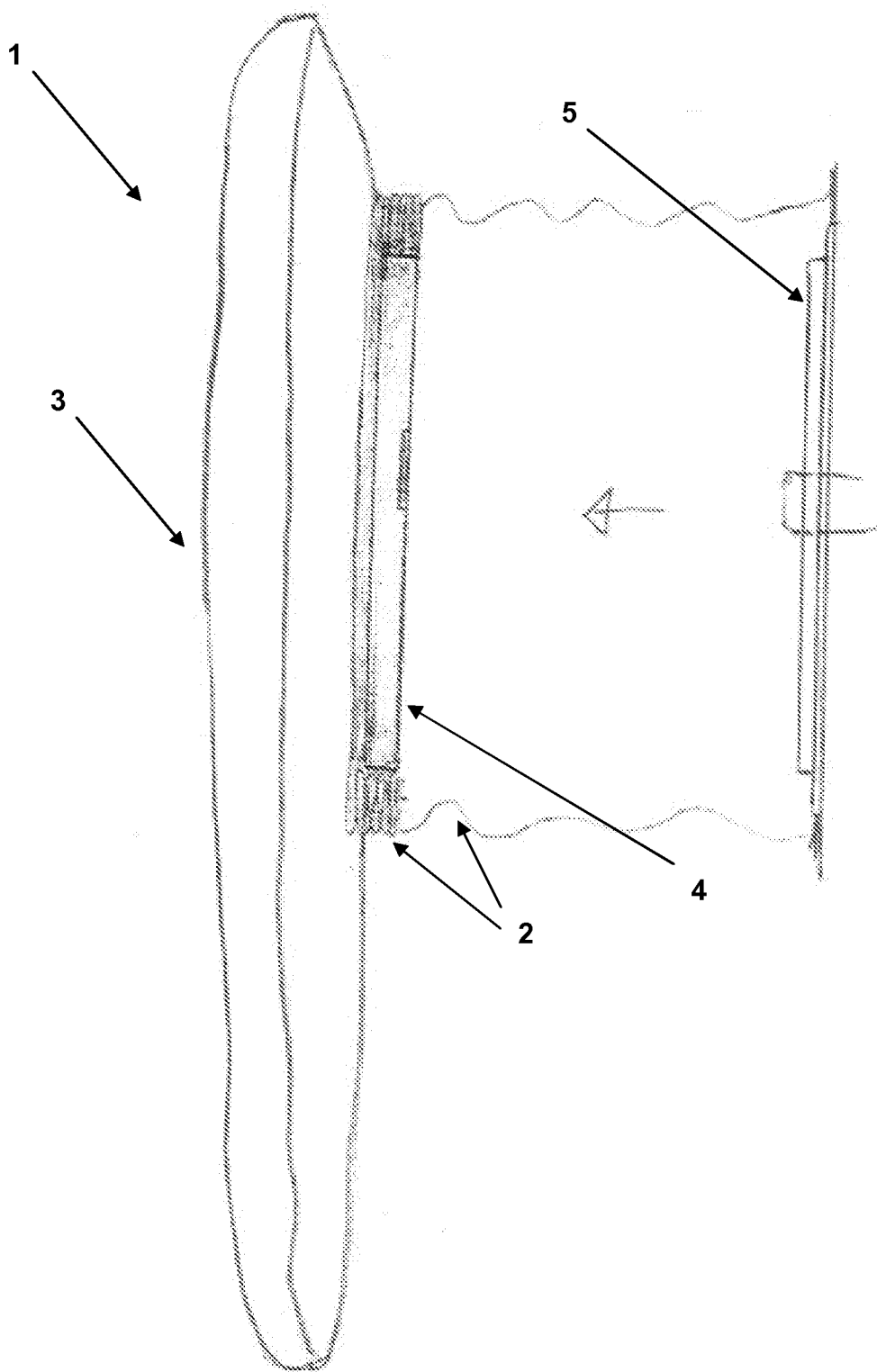


Figure 3



INTERNATIONAL SEARCH REPORT

International application No.

PCT/DK2011/050108

A. CLASSIFICATION OF SUBJECT MATTER A61F5/445 (2006.01) According to International Patent Classification (IPC) or to both national classification and IPC		
B. FIELDS SEARCHED Minimum documentation searched (classification system followed by classification symbols) IPC, ECLA: A61F Documentation searched other than minimum documentation to the extent that such documents are included in the fields searched DK, FI, NO, SE Electronic data base consulted during the international search (name of data base and, where practicable, search terms used) EPODOC, WPI		
C. DOCUMENTS CONSIDERED TO BE RELEVANT		
Category*	Citation of document, with indication, where appropriate, of the relevant passages	Relevant to claim No.
A	EP 2108344 A1 (EUROTEC BEHEER B.V. 4705 AG ROOSENDAAL (NL)) 14.10 2009, abstract and figures.	1-9
A	US 2003/0073962 A1 (OLSEN et al.) 17.04.2003, abstract and figures.	1-9
A, D	US 2003/0023210 A1 (BEDARD et al.) 30.01.2003, abstract, paragraph (0029) and figures.	1-9
A, D	WO 2005/082272 A2 (COLOPLAST A/S) 09.09.2005, abstract and figures.	1-9
<input type="checkbox"/> Further documents are listed in the continuation of Box C. <input checked="" type="checkbox"/> See patent family annex.		
* Special categories of cited documents: "A" document defining the general state of the art which is not considered to be of particular relevance "E" earlier application or patent but published on or after the international filing date "L" document which may throw doubts on priority claim(s) or which is cited to establish the publication date of another citation or other special reason (as specified) "O" document referring to an oral disclosure, use, exhibition or other means "P" document published prior to the international filing date but later than the priority date claimed "T" later document published after the international filing date or priority date and not in conflict with the application but cited to understand the principle or theory underlying the invention "X" document of particular relevance; the claimed invention cannot be considered novel or cannot be considered to involve an inventive step when the document is taken alone "Y" document of particular relevance; the claimed invention cannot be considered to involve an inventive step when the document is combined with one or more other such documents, such combination being obvious to a person skilled in the art "&" document member of the same patent family		
Date of the actual completion of the international search 15/06/2011		Date of mailing of the international search report 20/06/2011
Name and mailing address of the ISA/ Nordic Patent Institute, Helgeshøj Allé 81, DK-2630 Taastrup, Denmark Facsimile No. +45 43 50 80 08		Authorized officer Peter Simonsen Telephone No. +45 43 50 83 25

INTERNATIONAL SEARCH REPORT

Information on patent family members

International application No.

PCT/DK2011/050108

Patent document Cited in search report	Publication date	Patent family member(s)	Publication date
EP 2108344 A1	14.10 2009	None	
US 2003/0073962 A1	17.04.2003	AT506928T T US6780172 B2 DK200200146U U3 US6589221 B1 PL345355 A1 JP2002518128T T JP4245810B2 B2 ES2177282T T3 ES2314965T T3 ES2313927T T3 EP1087723 A2 EP1087723 B1 EP2002810 A2 EP2002810 A3 EP2002810 B1 EP1849438 A1 EP1849438 B1 EP1197193 A2 EP1197193 A3 EP1197193 B1 WO9966859 A2 WO9966859 A3 DK1087723T T3 DK1849438T T3 DK1197193T T3 DE69901500T T2 CN1306408 A CN1193720C C CA2335630 A1 CA2335630 C AU736203B B2 AU4359699 A AU736203C C AT217506T T AT406857T T AT409018T T DK80498 A DK173411B B1 DK173411B B2	20110515 20040824 20020823 20030708 20011217 20020625 20090402 20021201 20090316 20090316 20010404 20020515 20081217 20090923 20110427 20071031 20080903 20020417 20031022 20080924 19991229 20000406 20020812 20090126 20090126 20021121 20010801 20050323 19991229 20100216 20010726 20000110 20020321 20020615 20080915 20081015 19991220 20000925 20070416
US 2003/0023210 A1	30.01.2003	None	
US2008004580 A1	20080103	US7819850 B2 EP1722731 A2 EP1722731 B1 DK1722731T T3 AT410124T T	20101026 20061122 20081008 20090216 20081015