



US00D588183S

(12) **United States Design Patent**
Friedman

(10) **Patent No.:** **US D588,183 S**

(45) **Date of Patent:** **** Mar. 10, 2009**

(54) **SUNGLASSES**

(75) Inventor: **Sidney Friedman**, Oceanside, NY (US)

(73) Assignee: **Opsales, Inc.**, Island Park, NY (US)

(**) Term: **14 Years**

(21) Appl. No.: **29/310,314**

(22) Filed: **Aug. 7, 2008**

(51) **LOC (9) Cl.** **16-06**

(52) **U.S. Cl.** **D16/319**; D16/326

(58) **Field of Classification Search** D16/101,
D16/300-342; D29/109-110; D24/110.2;
351/41, 44, 51-52, 62, 158, 92, 103-123,
351/140, 153; 2/426-432, 447-449, 441,
2/434-437; D21/483, 659-661

See application file for complete search history.

(56) **References Cited**

U.S. PATENT DOCUMENTS

- D372,929 S * 8/1996 Conway D16/326
- D423,034 S * 4/2000 Arnette D16/326
- D423,551 S * 4/2000 Lamy D16/326
- D534,571 S * 1/2007 Chen D16/337

- D548,769 S * 8/2007 Chen D16/335
- D553,663 S * 10/2007 Moody D16/319
- D553,665 S * 10/2007 Pruitt D16/326
- D572,748 S * 7/2008 Markovitz D16/326

* cited by examiner

Primary Examiner—Raphael Barkai

(74) *Attorney, Agent, or Firm*—Robert L. Epstein; Epstein Drangel Bazerman & James, LLP

(57) **CLAIM**

The ornamental design for sunglasses, substantially as shown and described.

DESCRIPTION

FIG. 1 is a perspective view showing my design for sunglasses;

FIG. 2 is an elevation view the front;

FIG. 3 is an elevation view of the rear of my design;

FIG. 4 is an elevation view of one side of my design the other side being the mirror image thereof;

FIG. 5 is an elevation view of the top of my design; and,

FIG. 6 is an elevation view of the bottom of my design.

1 Claim, 6 Drawing Sheets

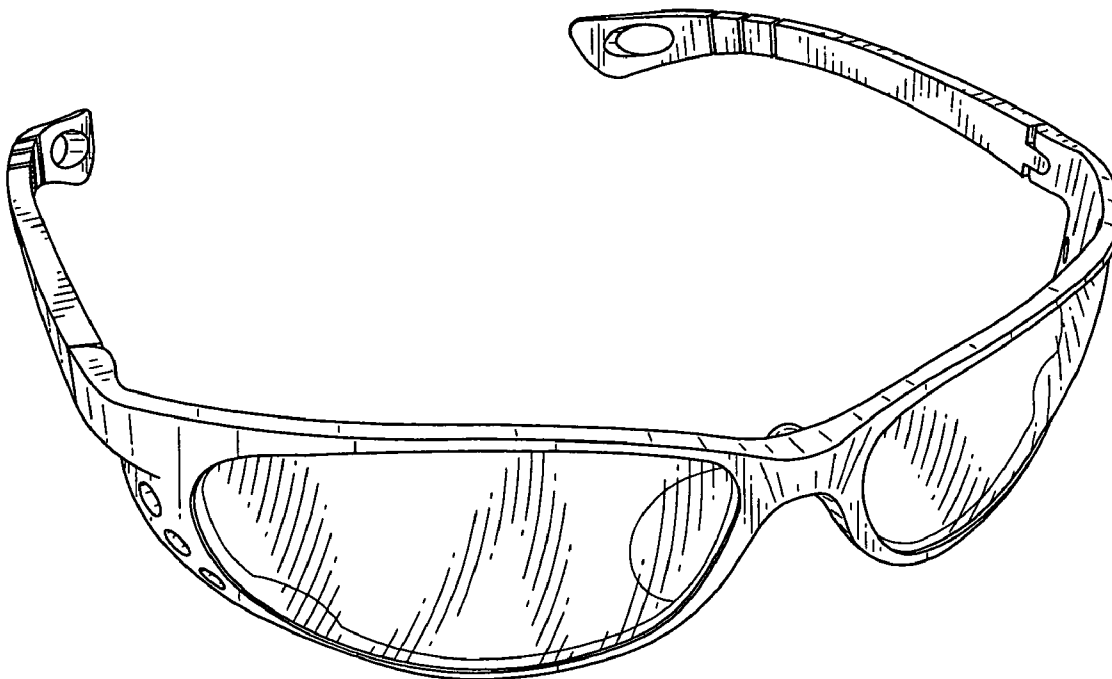


FIG. 1

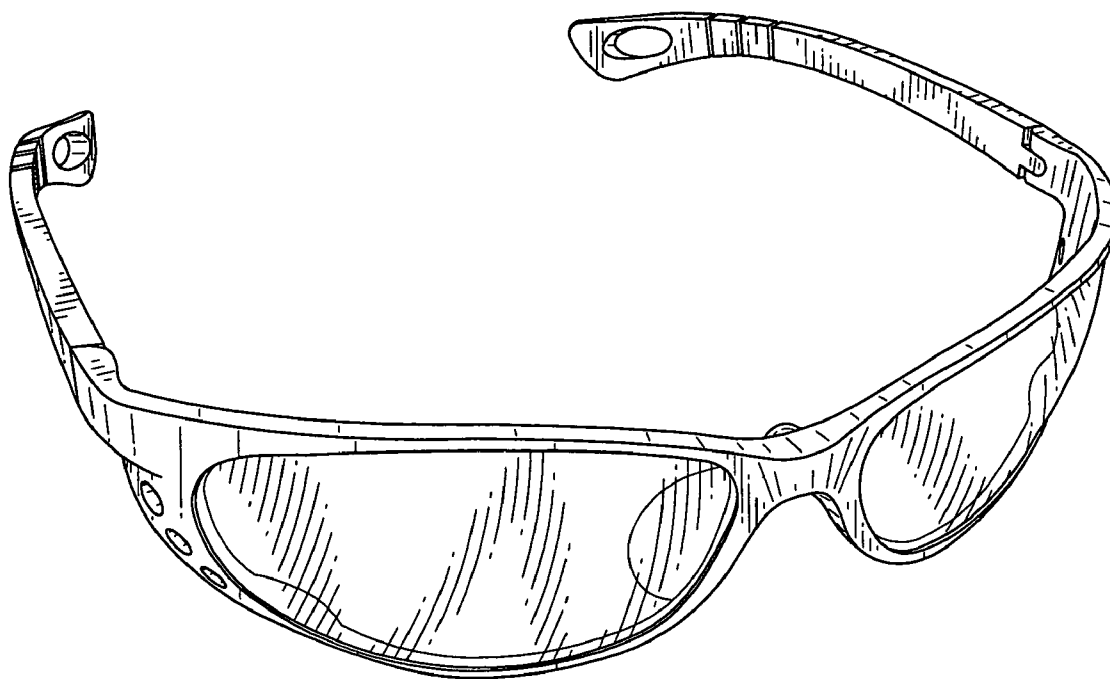


FIG. 2

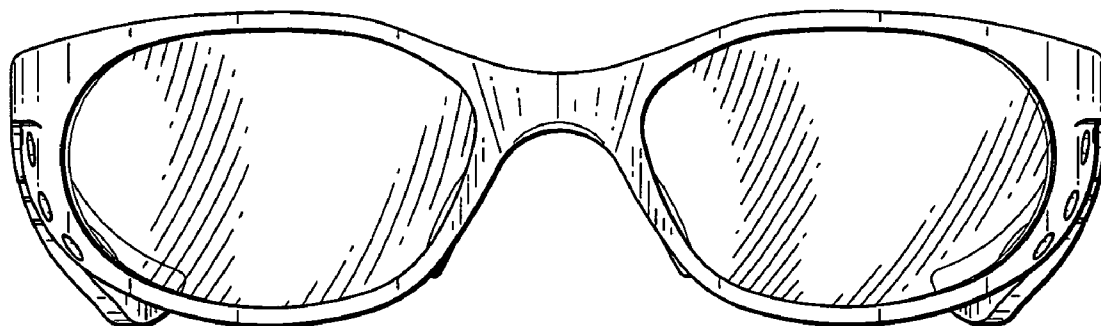


FIG. 3

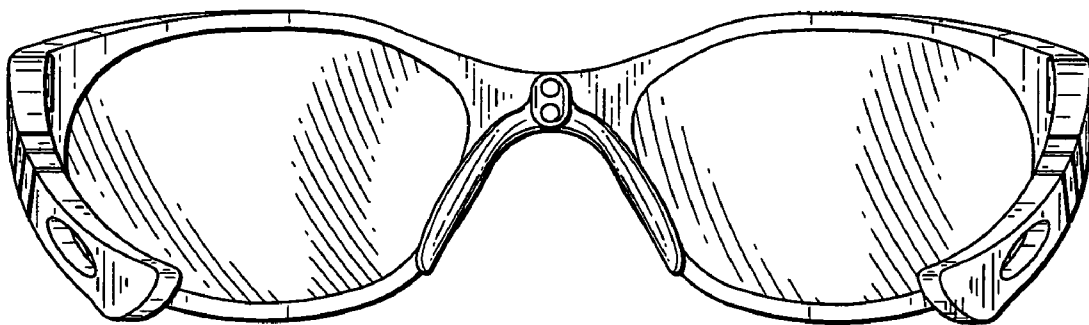


FIG. 4

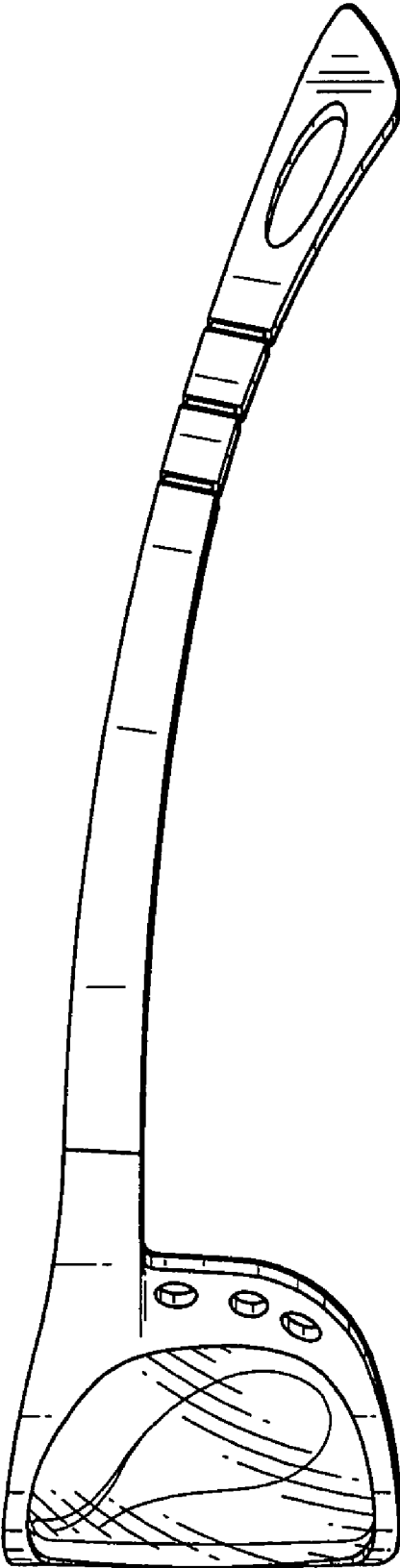


FIG. 5

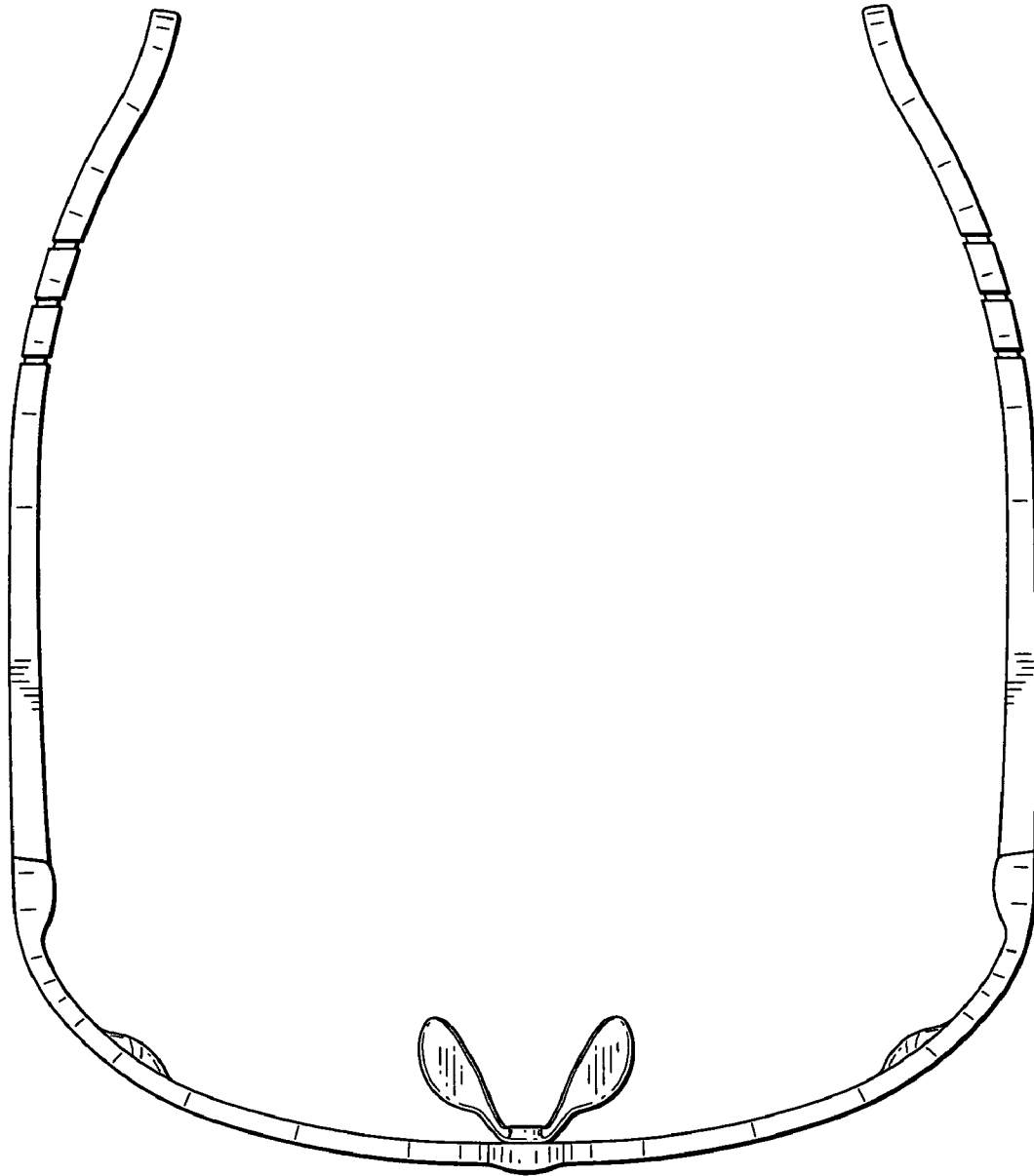


FIG. 6

