

(19) **DANMARK**

(10) **DK/EP 3071570 T3**



Patent- og
Varemærkestyrelsen

(12) **Oversættelse af
europæisk patentskrift**

-
- (51) Int.Cl.: **C 07 D 473/16 (2006.01)** **A 61 K 31/522 (2006.01)** **A 61 P 35/00 (2006.01)**
C 07 D 473/18 (2006.01) **C 07 D 519/00 (2006.01)**
- (45) Oversættelsen bekendtgjort den: **2018-08-13**
- (80) Dato for Den Europæiske Patentmyndigheds bekendtgørelse om meddelelse af patentet: **2018-06-20**
- (86) Europæisk ansøgning nr.: **14806447.0**
- (86) Europæisk indleveringsdag: **2014-11-10**
- (87) Den europæiske ansøgnings publiceringsdag: **2016-09-28**
- (86) International ansøgning nr.: **IB2014065935**
- (87) Internationalt publikationsnr.: **WO2015075598**
- (30) Prioritet: **2013-11-21 US 201361907322 P**
- (84) Designerede stater: **AL AT BE BG CH CY CZ DE DK EE ES FI FR GB GR HR HU IE IS IT LI LT LU LV MC MK MT NL NO PL PT RO RS SE SI SK SM TR**
- (73) Patenthaver: **Pfizer Inc, 235 East 42nd Street, New York, NY 10017, USA**
- (72) Opfinder: **BEHENNA, Douglas Carl, 31302 Calle Del Campo, San Juan Capistrano, California 92675, USA**
CHENG, Hengmiao, 16713 Quietwood Lane, San Diego, California 92127, USA
CHO-SCHULTZ, Sujin, 5265 Foxborough Point, San Diego, California 92130, USA
JOHNSON JR., Theodore Otto, 3612 Torrey View Court, San Diego, California 92130, USA
KATH, John Charles, 4168 Eastridge, La Mesa, California 91941, USA
NAGATA, Asako, 7335 Rock Canyon Drive, San Diego, California 92126, USA
NAIR, Sajiv Krishnan, 1923 White Birch Drive, Vista, California 92081, USA
PLANKEN, Simon Paul, c/o Pfizer Inc., 10555 Science Center Drive, San Diego, California 92121, USA
- (74) Fuldmægtig i Danmark: **Zacco Denmark A/S, Arne Jacobsens Allé 15, 2300 København S, Danmark**
- (54) Benævnelse: **2,6-substituerede purinderivater og anvendelse deraf i behandlingen af proliferative sygdomme**
- (56) Fremdragne publikationer:
WO-A1-2008/107444
WO-A1-2013/042006

DESCRIPTION

[0001] The present invention relates to novel purine derivatives that are useful in the treatment of abnormal cell growth, such as cancer, in mammals. The present invention also relates to pharmaceutical compositions containing the compounds, and compounds and compositions for use in the treatment of abnormal cell growth in mammals.

[0002] Lung cancer is the leading cause of cancer death worldwide, with an estimated 1.2 million new cases diagnosed each year. In lung adenocarcinoma, which is the most common form of lung cancer, patients harboring mutations in the epidermal growth factor receptor (EGFR) constitute between 10-30 % of the overall population. It is this segment of patients for whom EGFR inhibitors such as erlotinib or gefitinib can be most effective (Paez et al., Science 2004; Lynch et al., NEJM 2004; Pao et al., PNAS 2004). The most common mutations associated with good response to these inhibitors are deletions within exon 19 (e.g. E740-A750) and point mutations in the activation loop (exon 21, in particular, L858R). Additional somatic mutations identified to date but to a lesser extent include point mutations: G719S, G719C, G719A, L861 and small insertions in Exon 20 (Shigematsu et al., JNCI 2005; Fukuoka et al., JCO 2003; Kris et al., JAMA 2003 and Shepherd et al., NEJM 2004).

[0003] While these agents can be effective treatments for the EGFR mutant subpopulation, the majority of patients who initially respond develop resistance. The primary mechanism of resistance, observed in approximately 50 % of patients, is due to a second mutation (T790M) which occurs at the gatekeeper threonine residue (Kosaka et al., CCR 2006; Balak et al., CCR 2006 and Engelman et al., Science 2007).

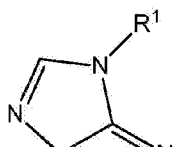
[0004] WO2013/042006 discloses pyrrolopyrimidines and purines as EGFR T790M inhibitors.

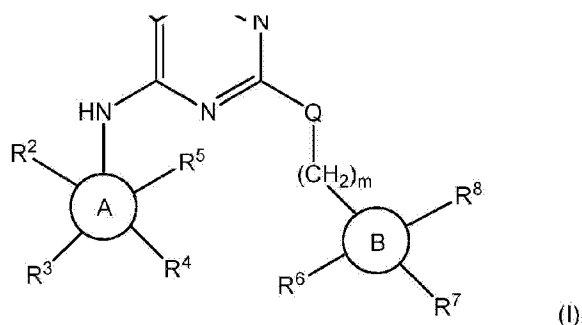
[0005] Thus, there is a need for compounds that inhibit EGFR T790M.

[0006] Where specified, certain embodiments described below relate to compounds of the present invention.

[0007] Each of the embodiments described below can be combined with any other embodiment described herein not inconsistent with the embodiment with which it is combined. Furthermore, each of the embodiments described herein envisions within its scope pharmaceutically acceptable salts of the compounds described herein. Accordingly, the phrase "or a pharmaceutically acceptable salt thereof" is implicit in the description of all compounds described herein.

[0008] Embodiments described herein relate to a compound of formula (I):





wherein

R¹ is hydrogen, C₁-C₆ alkyl, C₂-C₆ alkenyl, C₂-C₆ alkynyl, C₃-C₆ cycloalkyl, 4-6 membered heterocycloalkyl, or 4-6 membered heteroaryl, wherein the C₁-C₆ alkyl is optionally substituted by one, two or three substituents selected from the group consisting of halogen, hydroxy, and C₁-C₃ alkoxy, further wherein the C₃-C₆ cycloalkyl, the 4-6 membered heterocycloalkyl, and the 4-6 membered heteroaryl are each independently optionally substituted by one, two or three substituents selected from the group consisting of C₁-C₃ alkyl, hydroxy, and C₁-C₃ alkoxy;

ring A is C₆-C₁₀ aryl or 5-12 membered heteroaryl;

R² and R⁵ are each independently absent, hydrogen, halogen, cyano, difluoromethyl, trifluoromethyl, C₁-C₆ alkyl, C₂-C₆ alkenyl, C₂-C₆ alkynyl, C₁-C₆ alkoxy, -N(R¹⁰)(R¹¹), C₃-C₅ cycloalkyl, or 4-6 membered heterocycloalkyl, wherein the C₁-C₆ alkyl is optionally substituted by one, two or three substituents selected from the group consisting of halogen, hydroxy, C₁-C₆ alkoxy, and -N(R¹²)(R¹³);

R³ is absent, hydrogen, halogen, C₁-C₆ alkyl, C₂-C₆ alkynyl, C₁-C₆ alkoxy, C₃-C₇ cycloalkyl, or 3-7 membered heterocycloalkyl, wherein the C₁-C₆ alkyl and the C₁-C₆ alkoxy are each optionally substituted by one, two or three R¹⁴ groups, and further wherein the C₃-C₇ cycloalkyl and the 3-7 membered heterocycloalkyl are each optionally substituted by one, two or three R¹⁵ groups;

R⁴ is absent, hydrogen, halogen, C₁-C₆ alkyl, or C₃-C₆ cycloalkyl,

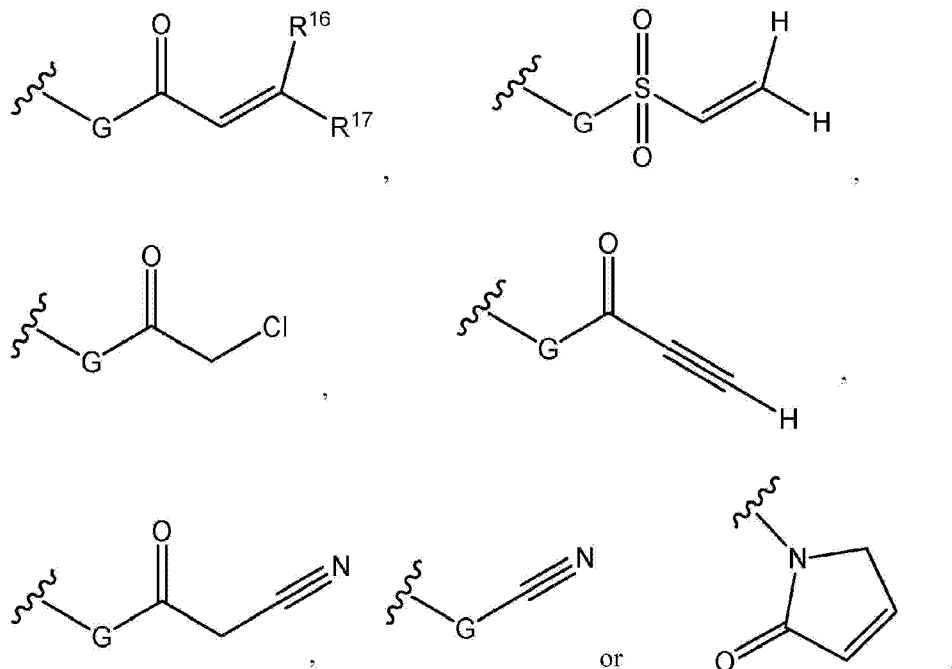
wherein R² and R³ or R³ and R⁴ may combine to form a C₅-C₇ cycloalkyl ring or a 5-7 membered heterocycloalkyl ring, further wherein the C₅-C₇ cycloalkyl ring and the 5-7 membered heterocycloalkyl ring are each independently optionally substituted by one, two or three R¹⁴ groups;

Q is absent, O, S, or NR⁹:

ring B is absent, C₃-C₁₀ cycloalkyl, 3-10 membered heterocycloalkyl, C₆-C₁₀ aryl, or 5-12 membered heteroaryl;

R^6 and R^8 are each independently absent, hydrogen, halogen, cyano, hydroxy, difluoromethyl, trifluoromethyl, C_1 - C_3 alkyl, C_1 - C_3 alkoxy, or C_3 - C_5 cycloalkyl, wherein the C_1 - C_3 alkyl is optionally substituted by hydroxy, difluoromethyl, trifluoromethyl, C_1 - C_3 alkoxy, or C_3 - C_5 cycloalkyl;

R^7 is



G is absent when the attachment point of R^7 on ring B is a nitrogen atom, and G is $-NR^{18}$ when ring B is absent or when the attachment point of R^7 on ring B is a carbon atom;

R^9 , R^{12} and R^{13} are each independently hydrogen or C_1 - C_3 alkyl;

R^{10} and R^{11} are each independently hydrogen or C_1 - C_6 alkyl; or R^{10} and R^{11} together with the nitrogen to which they are attached, may combine to form a 4-7 membered heterocycloalkyl ring, when R^{10} and R^{11} are each C_1 - C_3 alkyl, wherein the 4-7 membered heterocycloalkyl ring formed is optionally substituted by one, two, three or four R^{15} groups;

each R^{14} is independently halogen, cyano, C_1 - C_3 alkyl, hydroxy, C_1 - C_6 alkoxy, $-N(R^{19})(R^{20})$, $-CON(R^{21})(R^{22})$, or 3-7 membered heterocycloalkyl, wherein the 3-7 membered heterocycloalkyl is optionally substituted by one, two, three or four R^{15} groups;

each R^{15} is independently halogen, C_1 - C_3 alkyl, hydroxy, C_1 - C_6 alkoxy, $-NH_2$, $-NHCH_3$, or $-N(CH_3)_2$;

R^{16} and R^{17} are each independently hydrogen or C_1 - C_6 alkyl, wherein the C_1 - C_6 alkyl is optionally substituted by $-N(R^{23})(R^{24})$,

provided that R¹⁶ and R¹⁷ may form a C₃-C₅ cycloalkyl ring;

R¹⁸ is hydrogen or C₁-C₃ alkyl;

each R¹⁹, R²⁰, R²¹, R²², R²³, and R²⁴ is independently hydrogen or C₁-C₃ alkyl; and

m is 0, 1 or 2, provided that when ring B is absent, m is 2; or

a pharmaceutically acceptable salt thereof.

[0009] Some embodiments relate to a compound of formula (I), or a pharmaceutically acceptable salt thereof, wherein R¹ is C₁-C₆ alkyl or C₃-C₆ cycloalkyl, wherein the C₁-C₆ alkyl is optionally substituted by hydroxy, further wherein the C₃-C₆ cycloalkyl is optionally substituted by C₁-C₃ alkyl.

[0010] Further embodiments relate to a compound of formula (I), or a pharmaceutically acceptable salt thereof, wherein R¹ is methyl, ethyl, isopropyl, or tert-butyl.

[0011] Additional embodiments relate to a compound of formula (I), or a pharmaceutically acceptable salt thereof, wherein R¹ is cyclobutyl optionally substituted by C₁-C₃ alkyl.

[0012] Some embodiments relate to a compound of formula (I), or a pharmaceutically acceptable salt thereof, wherein R² is hydrogen, methyl, difluoromethyl, or methoxy.

[0013] Further embodiments relate to a compound of formula (I), or a pharmaceutically acceptable salt thereof, wherein R² is hydrogen or methyl.

[0014] Some embodiments relate to a compound of formula (I), or a pharmaceutically acceptable salt thereof, wherein R⁵ is hydrogen, C₁-C₆ alkyl, or C₁-C₆ alkoxy.

[0015] Further embodiments relate to a compound of formula (I), or a pharmaceutically acceptable salt thereof, wherein R⁵ is hydrogen, methyl, or methoxy.

[0016] Additional embodiments relate to a compound of formula (I), or a pharmaceutically acceptable salt thereof, wherein R² are R⁵ are hydrogen.

[0017] Some embodiments relate to a compound of formula (I), or a pharmaceutically acceptable salt thereof, wherein R³ is C₁-C₆ alkyl or 3-7 membered heterocycloalkyl, wherein the C₁-C₆ alkyl is optionally substituted by one or two R¹⁴ groups, further wherein the 3-7 membered heterocycloalkyl is optionally substituted by C₁-C₃ alkyl.

[0018] Additional embodiments relate to a compound of formula (I), or a pharmaceutically acceptable salt thereof, wherein R^3 is azetidine, pyrrolidine, or piperidine, wherein the azetidine, the pyrrolidine, and the piperidine are each optionally substituted by C_1 - C_3 alkyl.

[0019] Additional embodiments relate to a compound of formula (I), or a pharmaceutically acceptable salt thereof, wherein R^3 is methyl.

[0020] Some embodiments relate to a compound of formula (I), or a pharmaceutically acceptable salt thereof, wherein R^3 is 3-7 membered heterocycloalkyl, wherein the 3-7 membered heterocycloalkyl is optionally substituted by one, two or three R^{15} groups.

[0021] More embodiments relate to a compound of formula (I), or a pharmaceutically acceptable salt thereof, wherein R^3 is piperidine optionally substituted by C_1 - C_3 alkyl.

[0022] More embodiments relate to a compound of formula (I), or a pharmaceutically acceptable salt thereof, wherein R^3 is piperazine optionally substituted by C_1 - C_3 alkyl.

[0023] Further embodiments relate to a compound of formula (I), or a pharmaceutically acceptable salt thereof, wherein R^3 is piperazine optionally substituted by methyl.

[0024] Additional embodiments relate to a compound of formula (I), or a pharmaceutically acceptable salt thereof, wherein R^3 is 4-methylpiperazine.

[0025] Additional embodiments relate to a compound of formula (I), or a pharmaceutically acceptable salt thereof, wherein R^2 is hydrogen, halogen, trifluoromethyl, C_1 - C_6 alkyl, or C_1 - C_6 alkoxy.

[0026] Some embodiments relate to a compound of formula (I), or a pharmaceutically acceptable salt thereof, wherein R^2 is hydrogen, fluorine, trifluoromethyl, methyl, or methoxy.

[0027] Some embodiments relate to a compound of formula (I), or a pharmaceutically acceptable salt thereof, wherein R^2 is hydrogen.

[0028] More embodiments relate to a compound of formula (I), or a pharmaceutically acceptable salt thereof, wherein R^4 is hydrogen.

[0029] Further embodiments relate to a compound of formula (I), or a pharmaceutically acceptable salt thereof, wherein R^4 is hydrogen, halogen, or C_1 - C_3 alkyl.

[0030] Additional embodiments relate to a compound of formula (I), or a pharmaceutically

acceptable salt thereof, wherein Q is absent.

[0031] Further embodiments relate to a compound of formula (I), or a pharmaceutically acceptable salt thereof, wherein Q is O.

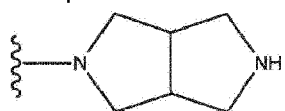
[0032] More embodiments relate to a compound of formula (I), or a pharmaceutically acceptable salt thereof, wherein Q is NR^9 .

[0033] Some embodiments relate to a compound of formula (I), or a pharmaceutically acceptable salt thereof, wherein m is 0.

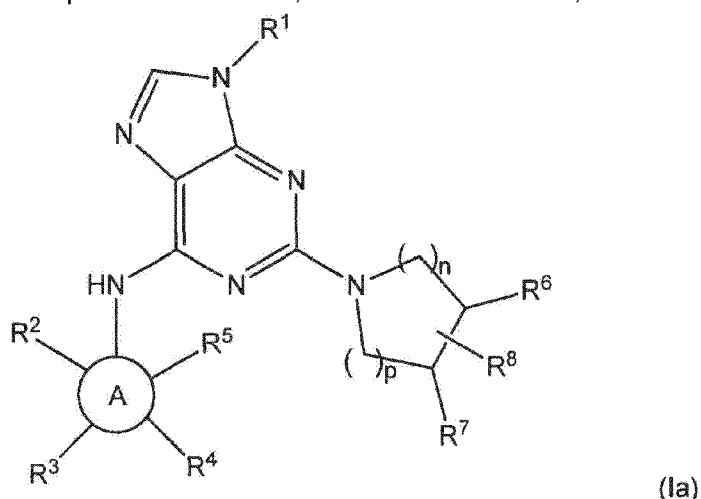
[0034] Additional embodiments relate to a compound of formula (I), or a pharmaceutically acceptable salt thereof, wherein m is 1.

[0035] Further embodiments relate to a compound of formula (I), or a pharmaceutically acceptable salt thereof, wherein ring B is 3-10 membered heterocycloalkyl.

[0036] Some embodiments relate to a compound of formula (I), or a pharmaceutically acceptable salt thereof, wherein ring B is

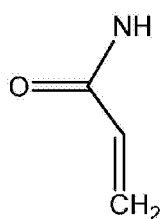


[0037] The invention relates to a compound of the formula (Ia), or a pharmaceutically acceptable salt thereof, as claimed in claim 1, i.e.



[0038] Some embodiments relate to a compound of formula (Ia), or a pharmaceutically acceptable salt thereof, wherein n is 0.

[0039] Further embodiments relate to a compound of formula (Ia), or a pharmaceutically



(Ib)

[0049] Additional embodiments relate to a compound of formula (Ib), or a pharmaceutically acceptable salt thereof, wherein R^6 and R^8 are each independently hydrogen, halogen, C_1 - C_3 alkyl, or C_1 - C_3 alkoxy.

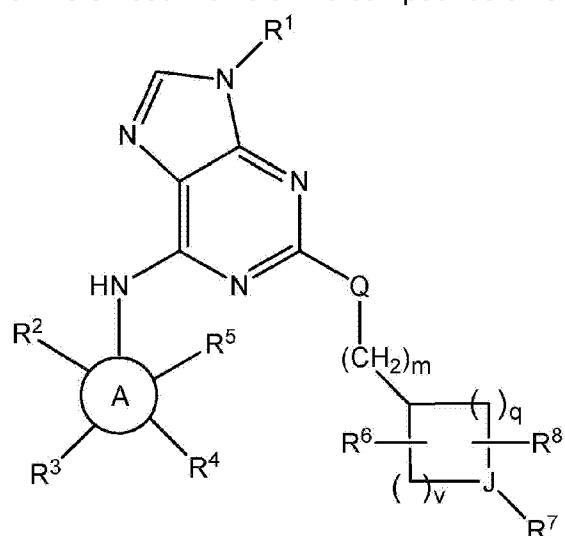
[0050] More embodiments relate to a compound of formula (Ib), or a pharmaceutically acceptable salt thereof, wherein R^6 is hydrogen, fluorine, methyl, or methoxy.

[0051] Some embodiments relate to a compound of formula (Ib), or a pharmaceutically acceptable salt thereof, wherein R^6 is fluorine.

[0052] Further embodiments relate to a compound of formula (Ib), or a pharmaceutically acceptable salt thereof, wherein R^8 is hydrogen, fluorine, or methyl.

[0053] Additional embodiments relate to a compound of formula (Ib), or a pharmaceutically acceptable salt thereof, wherein R^8 is methyl.

[0054] Some embodiments relate to a compound or a pharmaceutically acceptable salt of any of the embodiments of the compounds of formula (I), having formula (Ic):



(Ic)

wherein

J is C or N;

q is 0, 1, 2, or 3; and

v is 0, 1, 2, or 3,

provided that q and v cannot both be 0.

[0055] Further embodiments relate to a compound of formula (Ic), or a pharmaceutically acceptable salt thereof, wherein J is C.

[0056] Additional embodiments relate to a compound of formula (Ic), or a pharmaceutically acceptable salt thereof, wherein J is N.

[0057] Some embodiments relate to a compound of formula (Ic), or a pharmaceutically acceptable salt thereof, wherein q is 1.

[0058] Some embodiments relate to a compound of formula (Ic), or a pharmaceutically acceptable salt thereof, wherein q is 2.

[0059] More embodiments relate to a compound of formula (Ic), or a pharmaceutically acceptable salt thereof, wherein q is 3.

[0060] More embodiments relate to a compound of formula (Ic), or a pharmaceutically acceptable salt thereof, wherein v is 1.

[0061] Further embodiments relate to a compound of formula (Ic), or a pharmaceutically acceptable salt thereof, wherein q is 1 and v is 1.

[0062] Additional embodiments relate to a compound of formula (Ic), or a pharmaceutically acceptable salt thereof, wherein q is 2 and v is 1.

[0063] Additional embodiments relate to a compound of formula (Ic), or a pharmaceutically acceptable salt thereof, wherein q is 3 and v is 1.

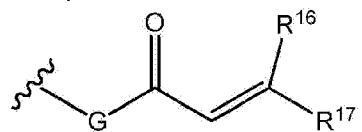
[0064] More embodiments relate to a compound of formula (Ic), or a pharmaceutically acceptable salt thereof, wherein R⁶ is hydrogen, halogen, or C₁-C₃ alkoxy.

[0065] Some embodiments relate to a compound of formula (Ic), or a pharmaceutically acceptable salt thereof, wherein R⁶ is hydrogen, fluorine, or methoxy.

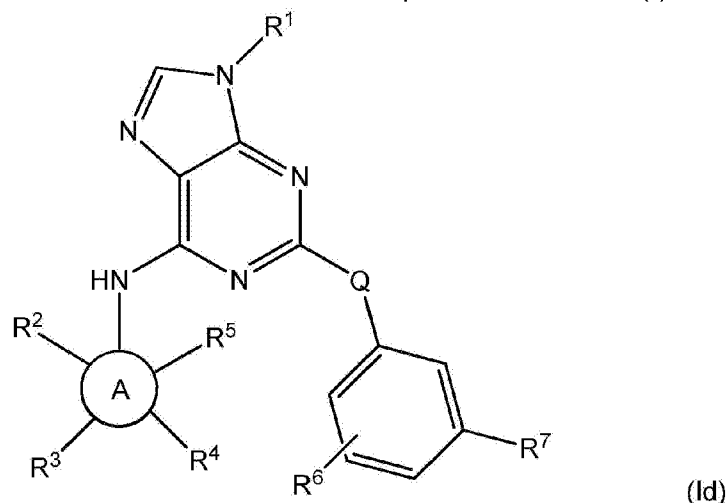
[0066] More embodiments relate to a compound of formula (Ic), or a pharmaceutically acceptable salt thereof, wherein R⁸ is hydrogen or C₁-C₃ alkyl.

[0067] Additional embodiments relate to a compound of formula (Ic), or a pharmaceutically acceptable salt thereof, wherein R⁸ is hydrogen or methyl.

[0068] Some embodiments relate to a compound of formula (Ic), or a pharmaceutically acceptable salt thereof, wherein R^7 is



[0069] Some embodiments relate to a compound or a pharmaceutically acceptable salt of any of the embodiments of the compounds of formula (I), wherein m is 0, having formula (Id):

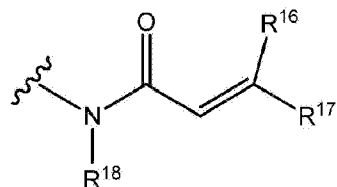


wherein

Q is O or NR^9 .

[0070] Additional embodiments relate to a compound of formula (Id), or a pharmaceutically acceptable salt thereof, wherein R^6 is absent.

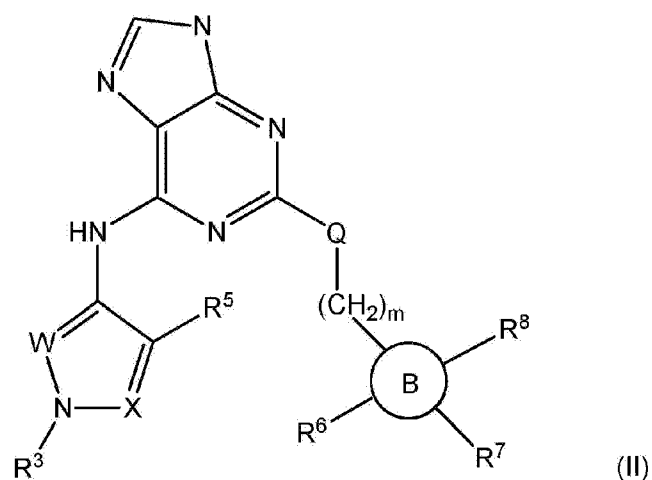
[0071] More embodiments relate to a compound of formula (Id), or a pharmaceutically acceptable salt thereof, wherein R^7 is



[0072] Additional embodiments relate to a compound of formula (Id), or a pharmaceutically acceptable salt thereof, wherein R^{16} , R^{17} and R^{18} are hydrogen.

[0073] Some embodiments described herein relate to a compound of formula (II):





wherein

X is CH or N;

W is CR² or N,

provided that one of X and W is N and X and W cannot both be N, further provided that when W is CR², at least one of R³ and R⁵ is hydrogen;

R¹ is hydrogen, C₁-C₆ alkyl, C₂-C₆ alkenyl, C₂-C₆ alkynyl, C₃-C₆ cycloalkyl, 4-6 membered heterocycloalkyl, or 4-6 membered heteroaryl, wherein the C₁-C₆ alkyl is optionally substituted by one, two or three substituents selected from the group consisting of halogen, hydroxy, and C₁-C₃ alkoxy, further wherein the C₃-C₆ cycloalkyl, the 4-6 membered heterocycloalkyl, and the 4-6 membered heteroaryl are each independently optionally substituted by one, two or three substituents selected from the group consisting of C₁-C₃ alkyl, hydroxy, and C₁-C₃ alkoxy;

R² and R⁵ are each independently hydrogen, halogen, cyano, difluoromethyl, trifluoromethyl, C₁-C₆ alkyl, C₂-C₆ alkenyl, C₂-C₆ alkynyl, C₁-C₆ alkoxy, -N(R¹⁰)(R¹¹), C₃-C₅ cycloalkyl, or 4-6 membered heterocycloalkyl, wherein the C₁-C₆ alkyl is optionally substituted by one, two or three substituents selected from the group consisting of halogen, hydroxy, C₁-C₆ alkoxy, and -N(R¹²)(R¹³);

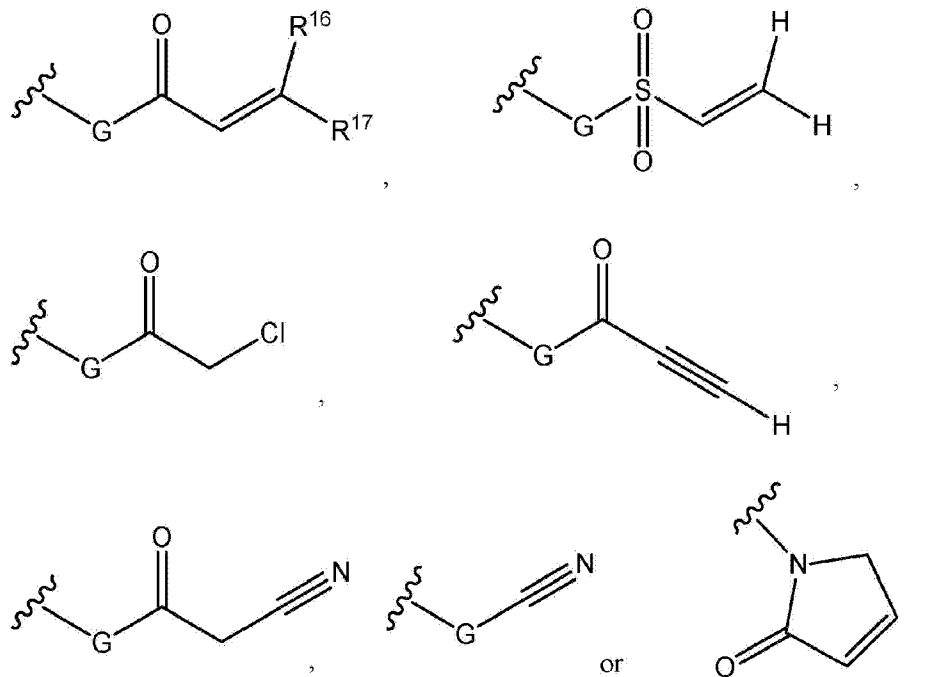
R³ is absent, hydrogen, halogen, C₁-C₆ alkyl, C₂-C₆ alkynyl, C₁-C₆ alkoxy, C₃-C₇ cycloalkyl, or 3-7 membered heterocycloalkyl, wherein the C₁-C₆ alkyl and the C₁-C₆ alkoxy are each optionally substituted by one, two or three R¹⁴ groups, and further wherein the C₃-C₇ cycloalkyl and the 3-7 membered heterocycloalkyl are each optionally substituted by one, two or three R¹⁵ groups;

Q is absent, O, S, or NR⁹;

ring B is absent, C₃-C₁₀ cycloalkyl, 3-10 membered heterocycloalkyl, C₆-C₁₀ aryl, or 5-12 membered heteroaryl;

R^6 and R^8 are each independently absent, hydrogen, halogen, cyano, hydroxy, difluoromethyl, trifluoromethyl, C_1 - C_3 alkyl, C_1 - C_3 alkoxy, or C_3 - C_5 cycloalkyl, wherein the C_1 - C_3 alkyl is optionally substituted by hydroxy, difluoromethyl, trifluoromethyl, C_1 - C_3 alkoxy, or C_3 - C_5 cycloalkyl;

R^7 is



G is absent when the attachment point of R^7 on ring B is a nitrogen atom, and G is $-NR^{18}$ when ring B is absent or when the attachment point of R^7 on ring B is a carbon atom;

R^9 , R^{12} and R^{13} are each independently hydrogen or C_1 - C_3 alkyl;

R^{10} and R^{11} are each independently hydrogen or C_1 - C_6 alkyl; or R^{10} and R^{11} together with the nitrogen to which they are attached, may combine to form a 4-7 membered heterocycloalkyl ring, when R^{10} and R^{11} are each C_1 - C_3 alkyl, wherein the 4-7 membered heterocycloalkyl ring formed is optionally substituted by one, two, three or four R^{15} groups;

each R^{14} is independently halogen, cyano, C_1 - C_3 alkyl, hydroxy, C_1 - C_6 alkoxy, $-N(R^{19})(R^{20})$, $-CON(R^{21})(R^{22})$, or 3-7 membered heterocycloalkyl, wherein the 3-7 membered heterocycloalkyl is optionally substituted by one, two, three or four R^{15} groups;

each R^{15} is independently halogen, C_1 - C_3 alkyl, hydroxy, C_1 - C_6 alkoxy, $-NH_2$, $-NHCH_3$, or $-N(CH_3)_2$;

R^{16} and R^{17} are each independently hydrogen or C_1 - C_6 alkyl, wherein the C_1 - C_6 alkyl is

optionally substituted by -N(R²³)(R²⁴),

provided that R¹⁶ and R¹⁷ may form a C₃-C₅ cycloalkyl ring;

R¹⁸ is hydrogen or C₁-C₃ alkyl;

each R¹⁹, R²⁰, R²¹, R²², R²³, and R²⁴ is independently hydrogen or C₁-C₃ alkyl; and

m is 0, 1 or 2, provided that when ring B is absent, m is 2; or

a pharmaceutically acceptable salt thereof.

[0074] More embodiments relate to a compound of formula (II), or a pharmaceutically acceptable salt thereof, wherein R¹ is C₁-C₆ alkyl or C₃-C₆ cycloalkyl, wherein the C₁-C₆ alkyl is optionally substituted by hydroxy, further wherein the C₃-C₆ cycloalkyl is optionally substituted by C₁-C₃ alkyl.

[0075] Some embodiments relate to a compound of formula (II), or a pharmaceutically acceptable salt thereof, wherein R¹ is methyl, ethyl, isopropyl, or tert-butyl.

[0076] Some embodiments relate to a compound of formula (II), or a pharmaceutically acceptable salt thereof, wherein R¹ is cyclobutyl optionally substituted by C₁-C₃ alkyl.

[0077] Further embodiments relate to a compound of formula (II), or a pharmaceutically acceptable salt thereof, wherein R² is hydrogen, methyl, difluoromethyl, or methoxy.

[0078] Additional embodiments relate to a compound of formula (II), or a pharmaceutically acceptable salt thereof, wherein R² is hydrogen or methyl.

[0079] Additional embodiments relate to a compound of formula (II), or a pharmaceutically acceptable salt thereof, wherein R⁵ is hydrogen, C₁-C₆ alkyl, or C₁-C₆ alkoxy.

[0080] More embodiments relate to a compound of formula (II), or a pharmaceutically acceptable salt thereof, wherein R⁵ is hydrogen, methyl, or methoxy.

[0081] Some embodiments relate to a compound of formula (II), or a pharmaceutically acceptable salt thereof, wherein R² and R⁵ are hydrogen.

[0082] Some embodiments relate to a compound of formula (II), or a pharmaceutically acceptable salt thereof, wherein R³ is C₁-C₆ alkyl or 3-7 membered heterocycloalkyl, wherein the C₁-C₆ alkyl is optionally substituted by one or two R¹⁴ groups, further wherein the 3-7

membered heterocycloalkyl is optionally substituted by C₁-C₃ alkyl.

[0083] Additional embodiments relate to a compound of formula (II), or a pharmaceutically acceptable salt thereof, wherein R³ is azetidine, pyrrolidine, or piperidine, wherein the azetidine, the pyrrolidine, and the piperidine are each optionally substituted by C₁-C₃ alkyl.

[0084] Additional embodiments relate to a compound of formula (II), or a pharmaceutically acceptable salt thereof, wherein R³ is methyl.

[0085] Some embodiments relate to a compound of formula (II), or a pharmaceutically acceptable salt thereof, wherein R³ is 3-7 membered heterocycloalkyl, wherein the 3-7 membered heterocycloalkyl is optionally substituted by one, two or three R¹⁵ groups.

[0086] Further embodiments relate to a compound of formula (II), or a pharmaceutically acceptable salt thereof, wherein R³ is piperidine optionally substituted by C₁-C₃ alkyl.

[0087] More embodiments relate to a compound of formula (II), or a pharmaceutically acceptable salt thereof, wherein Q is absent.

[0088] Further embodiments relate to a compound of formula (II), or a pharmaceutically acceptable salt thereof, wherein Q is O.

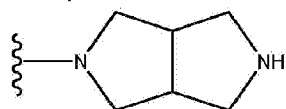
[0089] More embodiments relate to a compound of formula (II), or a pharmaceutically acceptable salt thereof, wherein Q is NR⁹.

[0090] Additional embodiments relate to a compound of formula (II), or a pharmaceutically acceptable salt thereof, wherein m is 0.

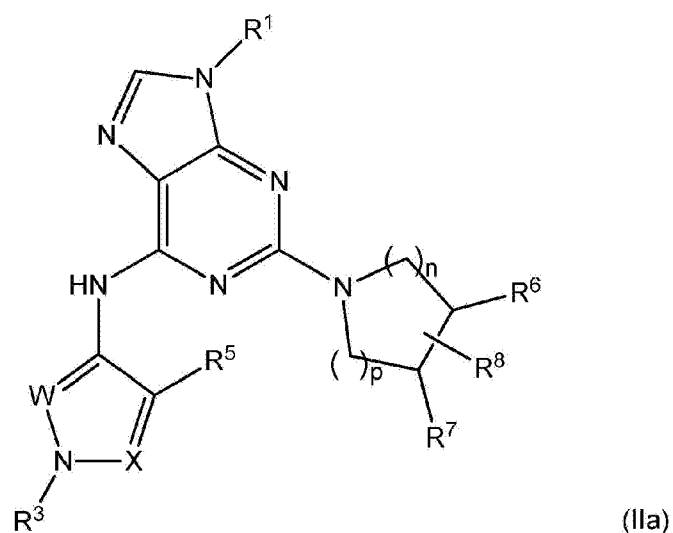
[0091] Additional embodiments relate to a compound of formula (II), or a pharmaceutically acceptable salt thereof, wherein m is 1.

[0092] More embodiments relate to a compound of formula (II), or a pharmaceutically acceptable salt thereof, wherein ring B is 3-10 membered heterocycloalkyl.

[0093] Some embodiments relate to a compound of formula (II), or a pharmaceutically acceptable salt thereof, wherein ring B is



[0094] Some embodiments relate to a compound or a pharmaceutically acceptable salt of any of the embodiments of the compounds of formula (II), having formula (IIa):



wherein

n is 0, 1, or 2; and

p is 0, 1, or 2.

[0095] Some embodiments relate to a compound of formula (IIa), or a pharmaceutically acceptable salt thereof, wherein n is 0.

[0096] Additional embodiments relate to a compound of formula (IIa), or a pharmaceutically acceptable salt thereof, wherein n is 1.

[0097] Additional embodiments relate to a compound of formula (IIa), or a pharmaceutically acceptable salt thereof, wherein p is 1.

[0098] Some embodiments relate to a compound of formula (IIa), or a pharmaceutically acceptable salt thereof, wherein n is 1 and p is 1.

[0099] More embodiments relate to a compound of formula (IIa), or a pharmaceutically acceptable salt thereof, wherein R⁶ and R⁸ are each independently hydrogen, halogen, C₁-C₃ alkyl, or C₁-C₃ alkoxy.

[0100] More embodiments relate to a compound of formula (IIa), or a pharmaceutically acceptable salt thereof, wherein R⁶ is hydrogen, fluorine, methyl, or methoxy.

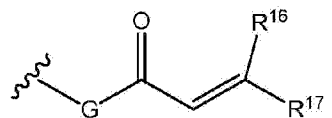
[0101] Some embodiments relate to a compound of formula (IIa), or a pharmaceutically acceptable salt thereof, wherein R⁶ is fluorine.

[0102] Additional embodiments relate to a compound of formula (IIa), or a pharmaceutically

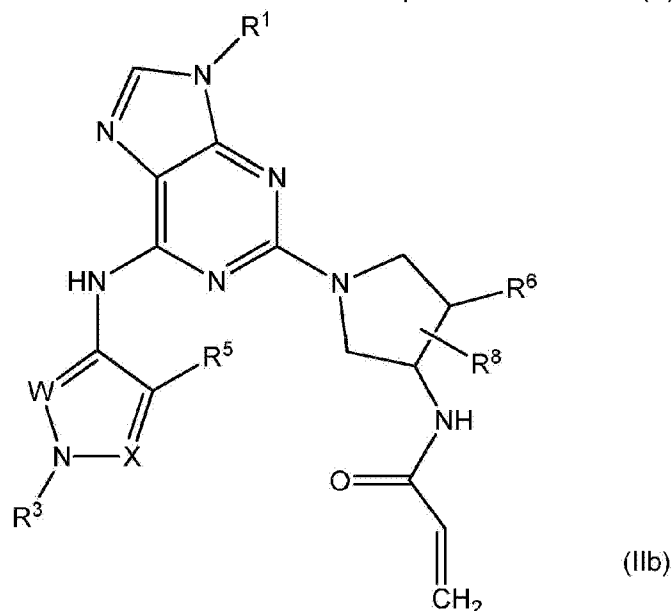
acceptable salt thereof, wherein R^8 is hydrogen, fluorine, or methyl.

[0103] Additional embodiments relate to a compound of formula (IIa), or a pharmaceutically acceptable salt thereof, wherein R^8 is methyl.

[0104] Some embodiments relate to a compound of formula (IIa), or a pharmaceutically acceptable salt thereof, wherein R^7 is



[0105] Some embodiments relate to a compound or a pharmaceutically acceptable salt of any of the embodiments of the compounds of formula (II), having formula (IIb):



[0106] Further embodiments relate to a compound of formula (IIb), or a pharmaceutically acceptable salt thereof, wherein R^6 and R^8 are each independently hydrogen, halogen, C_1 - C_3 alkyl, or C_1 - C_3 alkoxy.

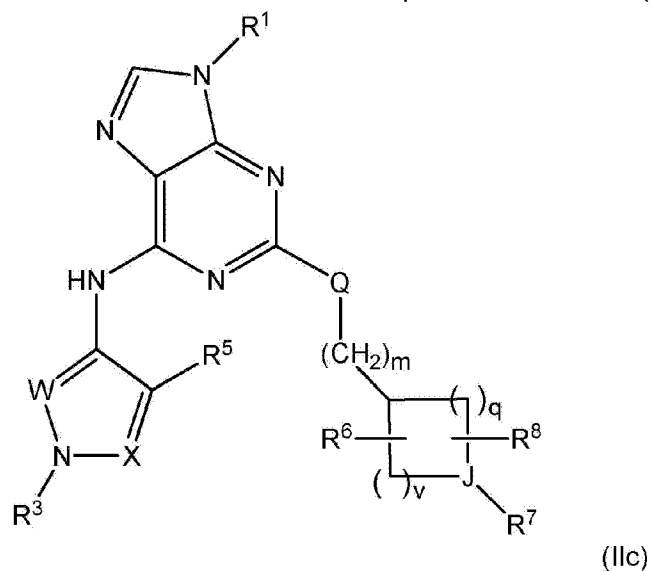
[0107] Some embodiments relate to a compound of formula (IIb), or a pharmaceutically acceptable salt thereof, wherein R^6 is hydrogen, fluorine, methyl, or methoxy.

[0108] Some embodiments relate to a compound of formula (IIb), or a pharmaceutically acceptable salt thereof, wherein R^6 is fluorine.

[0109] Additional embodiments relate to a compound of formula (IIb), or a pharmaceutically acceptable salt thereof, wherein R^8 is hydrogen, fluorine, or methyl.

[0110] Further embodiments relate to a compound of formula (IIb), or a pharmaceutically acceptable salt thereof, wherein R^8 is methyl.

[0111] Some embodiments relate to a compound or a pharmaceutically acceptable salt of any of the embodiments of the compounds of formula (II), wherein m is 0, having formula (IIc):



wherein

J is C or N;

q is 0, 1, 2, or 3; and

v is 0, 1, 2, or 3,

provided that q and v cannot both be 0.

[0112] Some embodiments relate to a compound of formula (IIc), or a pharmaceutically acceptable salt thereof, wherein J is C.

[0113] More embodiments relate to a compound of formula (IIc), or a pharmaceutically acceptable salt thereof, wherein J is N.

[0114] More embodiments relate to a compound of formula (IIc), or a pharmaceutically acceptable salt thereof, wherein q is 1.

[0115] Additional embodiments relate to a compound of formula (IIc), or a pharmaceutically acceptable salt thereof, wherein q is 2.

[0116] Further embodiments relate to a compound of formula (IIc), or a pharmaceutically acceptable salt thereof, wherein q is 3.

[0117] Some embodiments relate to a compound of formula (IIc), or a pharmaceutically

acceptable salt thereof, wherein v is 1.

[0118] Some embodiments relate to a compound of formula (IIc), or a pharmaceutically acceptable salt thereof, wherein q is 1 and v is 1.

[0119] Many embodiments relate to a compound of formula (IIc), or a pharmaceutically acceptable salt thereof, wherein q is 2 and v is 1.

[0120] Further embodiments relate to a compound of formula (IIc), or a pharmaceutically acceptable salt thereof, wherein q is 3 and v is 1.

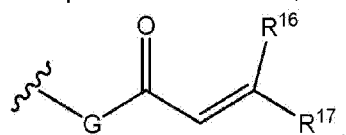
[0121] Additional embodiments relate to a compound of formula (IIc), or a pharmaceutically acceptable salt thereof, wherein R^6 is hydrogen, halogen, or C_1 - C_3 alkoxy.

[0122] Some embodiments relate to a compound of formula (IIc), or a pharmaceutically acceptable salt thereof, wherein R^6 is hydrogen, fluorine, or methoxy.

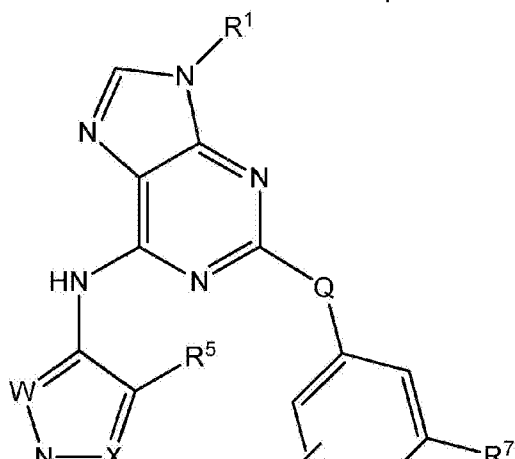
[0123] Some embodiments relate to a compound of formula (IIc), or a pharmaceutically acceptable salt thereof, wherein R^8 is hydrogen or C_1 - C_3 alkyl.

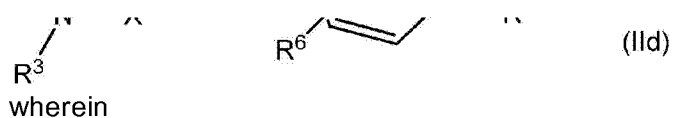
[0124] More embodiments relate to a compound of formula (IIc), or a pharmaceutically acceptable salt thereof, wherein R^8 is hydrogen or methyl.

[0125] More embodiments relate to a compound of formula (IIc), or a pharmaceutically acceptable salt thereof, wherein R^7 is



[0126] Some embodiments relate to a compound or a pharmaceutically acceptable salt of any of the embodiments of the compounds of formula (II), wherein m is 0, having formula (IId):

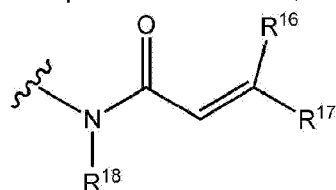




Q is O or NR⁹.

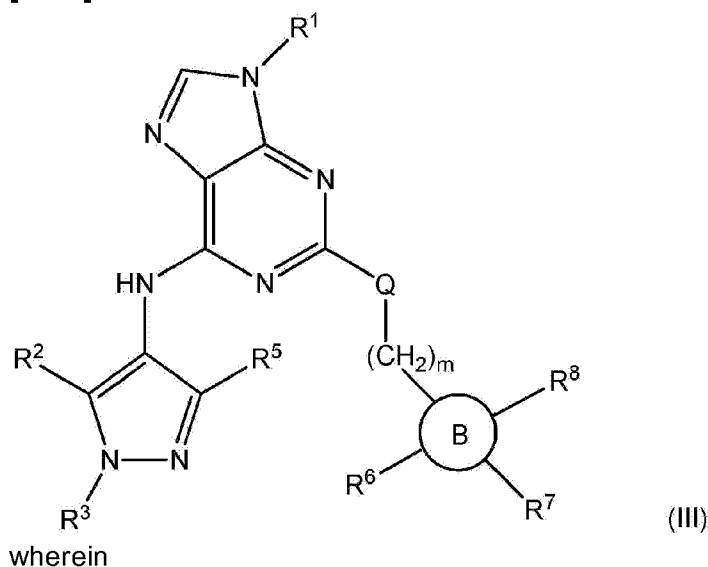
[0127] Additional embodiments relate to a compound of formula (IId), or a pharmaceutically acceptable salt thereof, wherein R⁶ is absent.

[0128] Some embodiments relate to a compound of formula (IId), or a pharmaceutically acceptable salt thereof, wherein R⁷ is



[0129] More embodiments relate to a compound of formula (IId), or a pharmaceutically acceptable salt thereof, wherein R¹⁶, R¹⁷ and R¹⁸ are hydrogen.

[0130] Some embodiments described herein relate to a compound of formula (III):



R¹ is hydrogen, C₁-C₆ alkyl, C₂-C₆ alkenyl, C₂-C₆ alkynyl, C₃-C₆ cycloalkyl, 4-6 membered heterocycloalkyl, or 4-6 membered heteroaryl, wherein the C₁-C₆ alkyl is optionally substituted by one, two or three substituents selected from the group consisting of halogen, hydroxy, and C₁-C₃ alkoxy, further wherein the C₃-C₆ cycloalkyl, the 4-6 membered heterocycloalkyl, and the 4-6 membered heteroaryl are each independently optionally substituted by one, two or three substituents selected from the group consisting of C₁-C₃ alkyl, hydroxy, and C₁-C₃ alkoxy;

R^2 and R^5 are each independently hydrogen, halogen, cyano, difluoromethyl, trifluoromethyl, C_1 - C_6 alkyl, C_2 - C_6 alkenyl, C_2 - C_6 alkynyl, C_1 - C_6 alkoxy, $-N(R^{10})(R^{11})$, C_3 - C_5 cycloalkyl, or 4-6 membered heterocycloalkyl, wherein the C_1 - C_6 alkyl is optionally substituted by one, two or three substituents selected from the group consisting of halogen, hydroxy, C_1 - C_6 alkoxy, and $-N(R^{12})(R^{13})$,

provided that at least one of R^2 or R^5 is hydrogen;

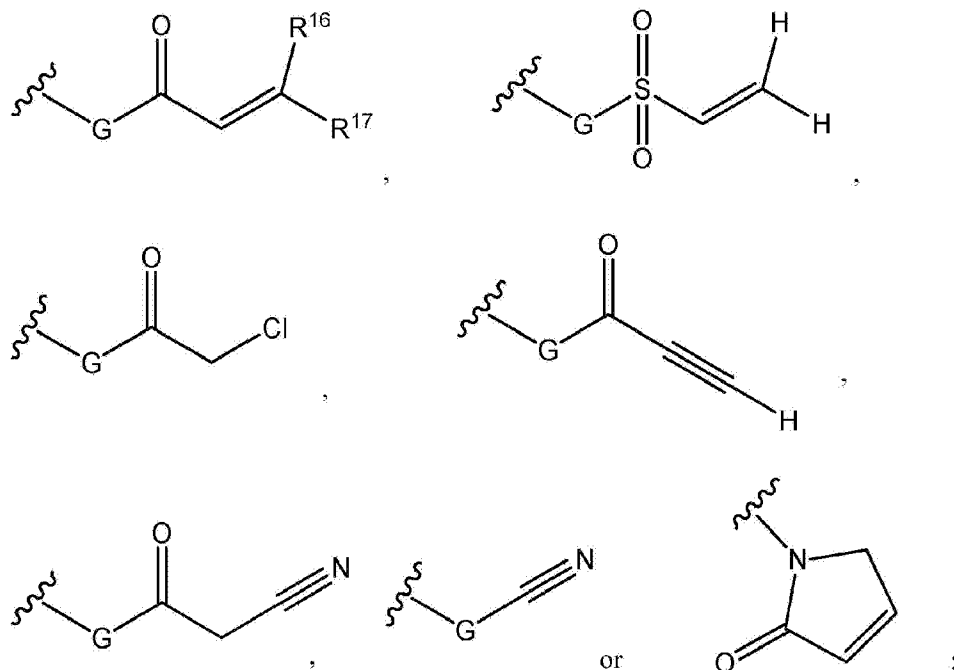
R^3 is absent, hydrogen, halogen, C_1 - C_6 alkyl, C_2 - C_6 alkynyl, C_1 - C_6 alkoxy, C_3 - C_7 cycloalkyl, or 3-7 membered heterocycloalkyl, wherein the C_1 - C_6 alkyl and the C_1 - C_6 alkoxy are each optionally substituted by one, two or three R^{14} groups, and further wherein the C_3 - C_7 cycloalkyl and the 3-7 membered heterocycloalkyl are each optionally substituted by one, two or three R^{15} groups;

Q is absent, O, S, or NR^9 ;

ring B is absent, C_3 - C_{10} cycloalkyl, 3-10 membered heterocycloalkyl, C_6 - C_{10} aryl, or 5-12 membered heteroaryl;

R^6 and R^8 are each independently absent, hydrogen, halogen, cyano, hydroxy, difluoromethyl, trifluoromethyl, C_1 - C_3 alkyl, C_1 - C_3 alkoxy, or C_3 - C_5 cycloalkyl, wherein the C_1 - C_3 alkyl is optionally substituted by hydroxy, difluoromethyl, trifluoromethyl, C_1 - C_3 alkoxy, or C_3 - C_5 cycloalkyl;

R^7 is



G is absent when the attachment point of R⁷ on ring B is a nitrogen atom, and G is -NR¹⁸- when ring B is absent or when the attachment point of R⁷ on ring B is a carbon atom;

R⁹, R¹² and R¹³ are each independently hydrogen or C₁-C₃ alkyl;

R¹⁰ and R¹¹ are each independently hydrogen or C₁-C₆ alkyl; or R¹⁰ and R¹¹ together with the nitrogen to which they are attached, may combine to form a 4-7 membered heterocycloalkyl ring, when R¹⁰ and R¹¹ are each C₁-C₃ alkyl, wherein the 4-7 membered heterocycloalkyl ring formed is optionally substituted by one, two, three or four R¹⁵ groups;

each R¹⁴ is independently halogen, cyano, C₁-C₃ alkyl, hydroxy, C₁-C₆ alkoxy, -N(R¹⁹)(R²⁰), -CON(R²¹)(R²²), or 3-7 membered heterocycloalkyl, wherein the 3-7 membered heterocycloalkyl is optionally substituted by one, two, three or four R¹⁵ groups;

each R¹⁵ is independently halogen, C₁-C₃ alkyl, hydroxy, C₁-C₆ alkoxy, -NH₂, -NHCH₃, or -N(CH₃)₂;

R¹⁶ and R¹⁷ are each independently hydrogen or C₁-C₆ alkyl, wherein the C₁-C₆ alkyl is optionally substituted by -N(R²³)(R²⁴),

provided that R¹⁶ and R¹⁷ may form a C₃-C₅ cycloalkyl ring;

R¹⁸ is hydrogen or C₁-C₃ alkyl;

each R¹⁹, R²⁰, R²¹, R²², R²³, and R²⁴ is independently hydrogen or C₁-C₃ alkyl; and

m is 0, 1 or 2, provided that when ring B is absent, m is 2; or

a pharmaceutically acceptable salt thereof.

[0131] Some embodiments relate to a compound of formula (III), or a pharmaceutically acceptable salt thereof, wherein R¹ is C₁-C₆ alkyl or C₃-C₆ cycloalkyl, wherein the C₁-C₆ alkyl is optionally substituted by hydroxy, further wherein the C₃-C₆ cycloalkyl is optionally substituted by C₁-C₃ alkyl.

[0132] Additional embodiments relate to a compound of formula (III), or a pharmaceutically acceptable salt thereof, wherein R¹ is methyl, ethyl, isopropyl, or tert-butyl.

[0133] Further embodiments relate to a compound of formula (III), or a pharmaceutically acceptable salt thereof, wherein R¹ is cyclobutyl optionally substituted by C₁-C₃ alkyl.

[0134] More embodiments relate to a compound of formula (III), or a pharmaceutically acceptable salt thereof, wherein R^2 is hydrogen, methyl, difluoromethyl, or methoxy.

[0135] More embodiments relate to a compound of formula (III), or a pharmaceutically acceptable salt thereof, wherein R^2 is hydrogen or methyl.

[0136] Some embodiments relate to a compound of formula (III), or a pharmaceutically acceptable salt thereof, wherein R^5 is hydrogen, C_1 - C_6 alkyl, or C_1 - C_6 alkoxy.

[0137] Some embodiments relate to a compound of formula (III), or a pharmaceutically acceptable salt thereof, wherein R^5 is hydrogen, methyl, or methoxy.

[0138] Additional embodiments relate to a compound of formula (III), or a pharmaceutically acceptable salt thereof, wherein R^2 and R^5 are hydrogen.

[0139] Some embodiments relate to a compound of formula (III), or a pharmaceutically acceptable salt thereof, wherein R^3 is C_1 - C_6 alkyl or 3-7 membered heterocycloalkyl, wherein the C_1 - C_6 alkyl is optionally substituted by one or two R^{14} groups, further wherein the 3-7 membered heterocycloalkyl is optionally substituted by C_1 - C_3 alkyl.

[0140] Further embodiments relate to a compound of formula (III), or a pharmaceutically acceptable salt thereof, wherein R^3 is azetidine, pyrrolidine, or piperidine, wherein the azetidine, the pyrrolidine, and the piperidine are each optionally substituted by C_1 - C_3 alkyl.

[0141] Further embodiments relate to a compound of formula (III), or a pharmaceutically acceptable salt thereof, wherein R^3 is methyl.

[0142] Additional embodiments relate to a compound of formula (III), or a pharmaceutically acceptable salt thereof, wherein R^3 is 3-7 membered heterocycloalkyl, wherein the 3-7 membered heterocycloalkyl is optionally substituted by one, two or three R^{15} groups.

[0143] Additional embodiments relate to a compound of formula (III), or a pharmaceutically acceptable salt thereof, wherein R^3 is piperidine optionally substituted by C_1 - C_3 alkyl.

[0144] Some embodiments relate to a compound of formula (III), or a pharmaceutically acceptable salt thereof, wherein Q is absent.

[0145] More embodiments relate to a compound of formula (III), or a pharmaceutically acceptable salt thereof, wherein Q is O.

[0155] Additional embodiments relate to a compound of formula (IIIa), or a pharmaceutically acceptable salt thereof, wherein n is 1 and p is 1.

[0156] More embodiments relate to a compound of formula (IIIa), or a pharmaceutically acceptable salt thereof, wherein R^6 and R^8 are each independently hydrogen, halogen, C_1 - C_3 alkyl, or C_1 - C_3 alkoxy.

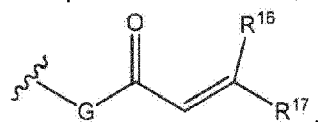
[0157] More embodiments relate to a compound of formula (IIIa), or a pharmaceutically acceptable salt thereof, wherein R^6 is hydrogen, fluorine, methyl, or methoxy.

[0158] Some embodiments relate to a compound of formula (IIIa), or a pharmaceutically acceptable salt thereof, wherein R^6 is fluorine.

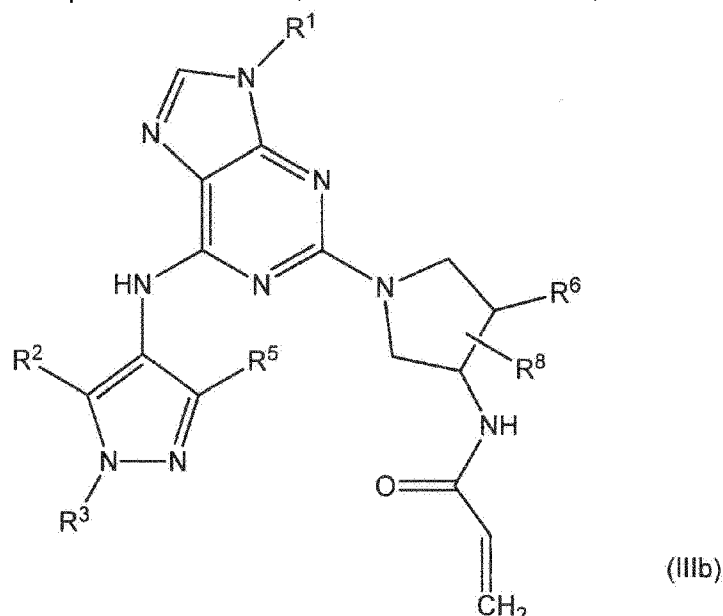
[0159] Some embodiments relate to a compound of formula (IIIa), or a pharmaceutically acceptable salt thereof, wherein R^8 is hydrogen, fluorine, or methyl.

[0160] More embodiments relate to a compound of formula (IIIa), or a pharmaceutically acceptable salt thereof, wherein R^8 is methyl.

[0161] More embodiments relate to a compound of formula (IIIa), or a pharmaceutically acceptable salt thereof, wherein R^7 is



[0162] The invention relates to a compound of the formula (IIIb), or a pharmaceutically acceptable salt thereof, as claimed in claim 18, i.e.



[0163] More embodiments relate to a compound of formula (IIIb), or a pharmaceutically acceptable salt thereof, wherein R^6 and R^8 are each independently hydrogen, halogen, C_1 - C_3 alkyl, or C_1 - C_3 alkoxy.

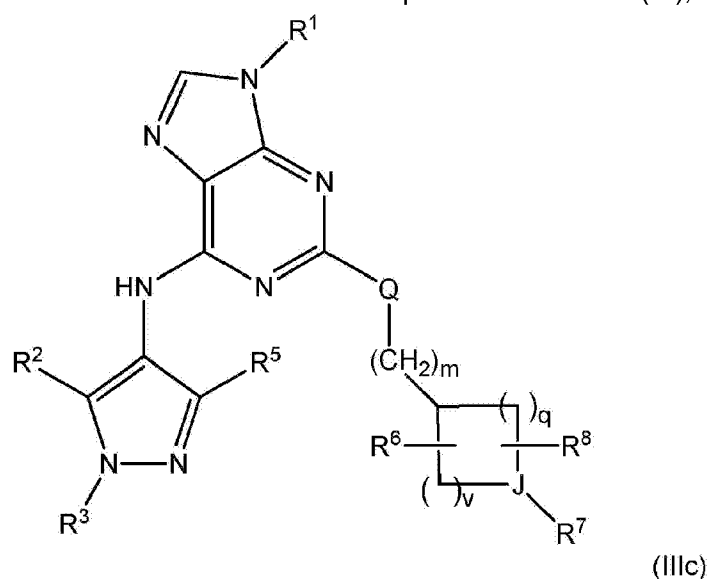
[0164] Some embodiments relate to a compound of formula (IIIb), or a pharmaceutically acceptable salt thereof, wherein R^6 is hydrogen, fluorine, methyl, or methoxy.

[0165] Further embodiments relate to a compound of formula (IIIb), or a pharmaceutically acceptable salt thereof, wherein R^6 is fluorine.

[0166] Additional embodiments relate to a compound of formula (IIIb), or a pharmaceutically acceptable salt thereof, wherein R^8 is hydrogen, fluorine, or methyl.

[0167] More embodiments relate to a compound of formula (IIIb), or a pharmaceutically acceptable salt thereof, wherein R^8 is methyl.

[0168] Some embodiments relate to a compound or a pharmaceutically acceptable salt of any of the embodiments of the compounds of formula (III), having formula (IIIc):



wherein

J is C or N;

q is 0, 1, 2, or 3; and

v is 0, 1, 2, or 3,

provided that q and v cannot both be 0.

[0169] Some embodiments relate to a compound of formula (IIIc), or a pharmaceutically acceptable salt thereof, wherein J is C.

[0170] Some embodiments relate to a compound of formula (IIIc), or a pharmaceutically acceptable salt thereof, wherein J is N.

[0171] Further embodiments relate to a compound of formula (IIIc), or a pharmaceutically acceptable salt thereof, wherein q is 1.

[0172] Additional embodiments relate to a compound of formula (IIIc), or a pharmaceutically acceptable salt thereof, wherein q is 2.

[0173] Additional embodiments relate to a compound of formula (IIIc), or a pharmaceutically acceptable salt thereof, wherein q is 3.

[0174] Further embodiments relate to a compound of formula (IIIc), or a pharmaceutically acceptable salt thereof, wherein v is 1.

[0175] More embodiments relate to a compound of formula (IIIc), or a pharmaceutically acceptable salt thereof, wherein q is 1 and v is 1.

[0176] Some embodiments relate to a compound of formula (IIIc), or a pharmaceutically acceptable salt thereof, wherein q is 2 and v is 1.

[0177] More embodiments relate to a compound of formula (IIIc), or a pharmaceutically acceptable salt thereof, wherein q is 3 and v is 1.

[0178] Some embodiments relate to a compound of formula (IIIc), or a pharmaceutically acceptable salt thereof, wherein R⁶ is hydrogen, halogen, or C₁-C₃ alkoxy.

[0179] Further embodiments relate to a compound of formula (IIIc), or a pharmaceutically acceptable salt thereof, wherein R⁶ is hydrogen, fluorine, or methoxy.

[0180] Some embodiments relate to a compound of formula (IIIc), or a pharmaceutically acceptable salt thereof, wherein R⁸ is hydrogen or C₁-C₃ alkyl.

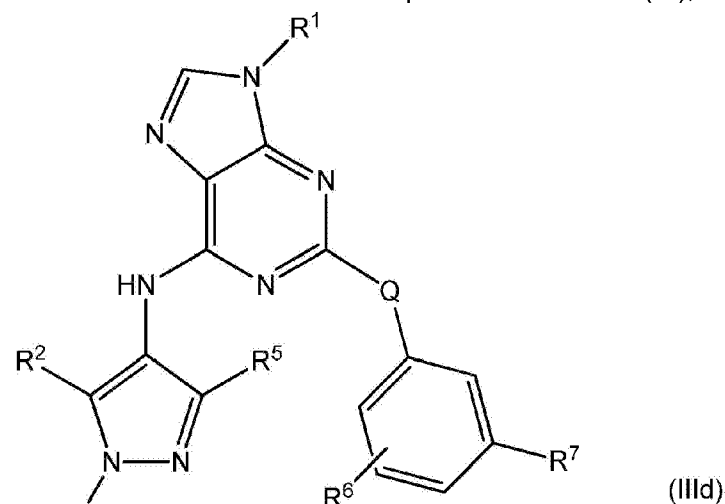
[0181] Additional embodiments relate to a compound of formula (IIIc), or a pharmaceutically acceptable salt thereof, wherein R⁸ is hydrogen or methyl.

[0182] Additional embodiments relate to a compound of formula (IIIc), or a pharmaceutically acceptable salt thereof, wherein R⁷ is





[0183] Some embodiments relate to a compound or a pharmaceutically acceptable salt of any of the embodiments of the compounds of formula (III), wherein m is 0, having formula (IIId):

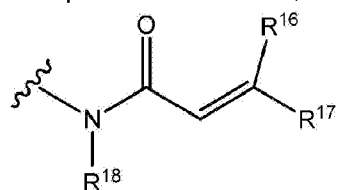


wherein

Q is O or NR^9 .

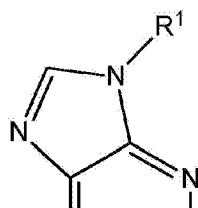
[0184] Additional embodiments relate to a compound of formula (IIId), or a pharmaceutically acceptable salt thereof, wherein R^6 is absent.

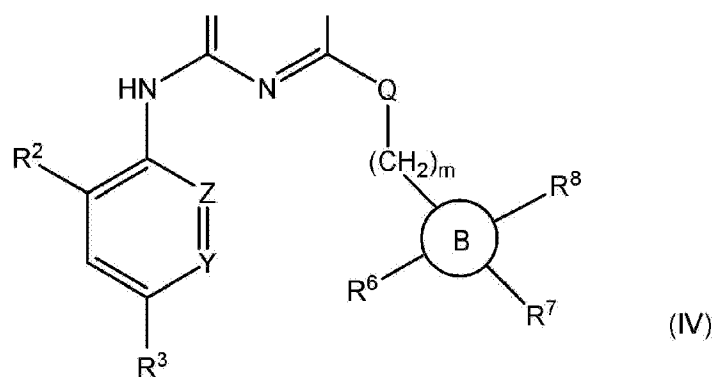
[0185] More embodiments relate to a compound of formula (IIId), or a pharmaceutically acceptable salt thereof, wherein R^7 is



[0186] Additional embodiments relate to a compound of formula (IIId), or a pharmaceutically acceptable salt thereof, wherein R^{16} , R^{17} and R^{18} are hydrogen.

[0187] Some embodiments described herein relate to a compound of formula (IV):





wherein

Y is CR⁴ or N;

Z is CH or N,

provided that Y and Z cannot both be N;

R¹ is hydrogen, C₁-C₆ alkyl, C₂-C₆ alkenyl, C₂-C₆ alkynyl, C₃-C₆ cycloalkyl, 4-6 membered heterocycloalkyl, or 4-6 membered heteroaryl, wherein the C₁-C₆ alkyl is optionally substituted by one, two or three substituents selected from the group consisting of halogen, hydroxy, and C₁-C₃ alkoxy, further wherein the C₃-C₆ cycloalkyl, the 4-6 membered heterocycloalkyl, and the 4-6 membered heteroaryl are each independently optionally substituted by one, two or three substituents selected from the group consisting of C₁-C₃ alkyl, hydroxy, and C₁-C₃ alkoxy;

R² is hydrogen, halogen, cyano, difluoromethyl, trifluoromethyl, C₁-C₆ alkyl, C₂-C₆ alkenyl, C₂-C₆ alkynyl, C₁-C₆ alkoxy, -N(R¹⁰)(R¹¹), C₃-C₅ cycloalkyl, or 4-6 membered heterocycloalkyl, wherein the C₁-C₆ alkyl is optionally substituted by one, two or three substituents selected from the group consisting of halogen, hydroxy, C₁-C₆ alkoxy, and -N(R¹²)(R¹³);

R³ is hydrogen, halogen, C₁-C₆ alkyl, C₂-C₆ alkynyl, C₁-C₆ alkoxy, C₃-C₇ cycloalkyl, or 3-7 membered heterocycloalkyl, wherein the C₁-C₆ alkyl and the C₁-C₆ alkoxy are each optionally substituted by one, two or three R¹⁴ groups, and further wherein the C₃-C₇ cycloalkyl and the 3-7 membered heterocycloalkyl are each optionally substituted by one, two or three R¹⁵ groups;

R⁴ is hydrogen, halogen, C₁-C₆ alkyl, or C₃-C₆ cycloalkyl,

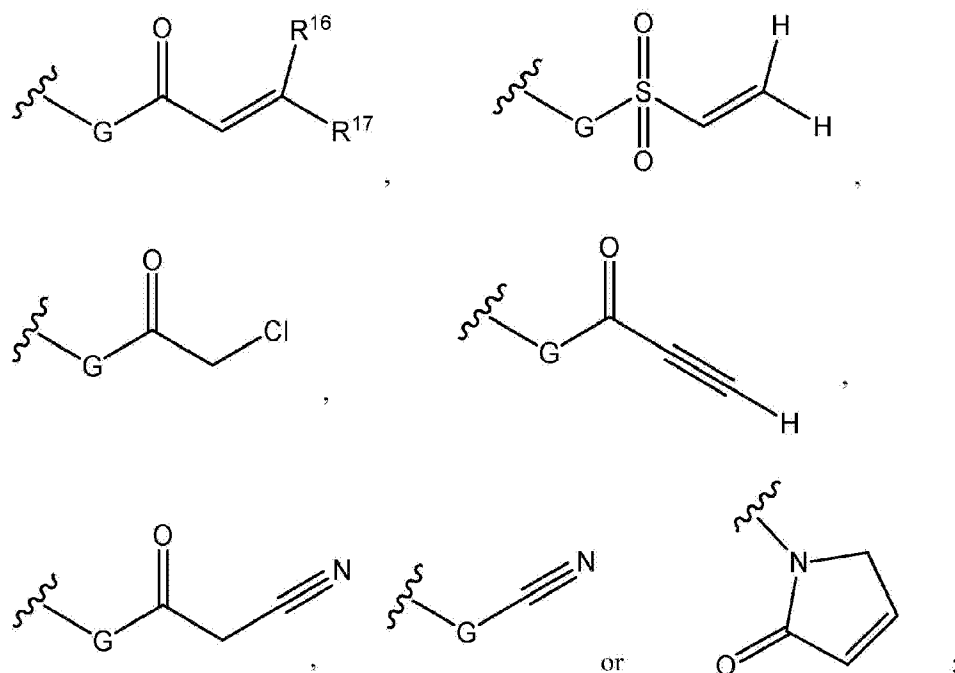
wherein R³ and R⁴ may combine to form a C₅-C₇ cycloalkyl ring or a 5-7 membered heterocycloalkyl ring, further wherein the C₅-C₇ cycloalkyl ring and the 5-7 membered heterocycloalkyl ring are each independently optionally substituted by one, two or three R¹⁴ groups;

Q is absent, O, S, or NR⁹;

ring B is absent, C₃-C₁₀ cycloalkyl, 3-10 membered heterocycloalkyl, C₆-C₁₀ aryl, or 5-12 membered heteroaryl;

R⁶ and R⁸ are each independently absent, hydrogen, halogen, cyano, hydroxy, difluoromethyl, trifluoromethyl, C₁-C₃ alkyl, C₁-C₃ alkoxy, or C₃-C₅ cycloalkyl, wherein the C₁-C₃ alkyl is optionally substituted by hydroxy, difluoromethyl, trifluoromethyl, C₁-C₃ alkoxy, or C₃-C₅ cycloalkyl;

R⁷ is



G is absent when the attachment point of R⁷ on ring B is a nitrogen atom, and G is -NR¹⁸ when ring B is absent or when the attachment point of R⁷ on ring B is a carbon atom;

R⁹, R¹² and R¹³ are each independently hydrogen or C₁-C₃ alkyl;

R¹⁰ and R¹¹ are each independently hydrogen or C₁-C₆ alkyl; or R¹⁰ and R¹¹ together with the nitrogen to which they are attached, may combine to form a 4-7 membered heterocycloalkyl ring, wherein the 4-7 membered heterocycloalkyl ring is optionally substituted by one, two, three or four R¹⁵ groups;

each R¹⁴ is independently halogen, cyano, C₁-C₃ alkyl, hydroxy, C₁-C₆ alkoxy, -N(R¹⁹)(R²⁰), -CON(R²¹)(R²²), or 3-7 membered heterocycloalkyl, wherein the 3-7 membered heterocycloalkyl is optionally substituted by one, two, three or four R¹⁵ groups;

each R¹⁵ is independently halogen, C₁-C₃ alkyl, hydroxy, C₁-C₆ alkoxy, -NH₂, -NHCH₃, or -

$N(CH_3)_2$;

R^{16} and R^{17} are each independently hydrogen or C_1 - C_6 alkyl, wherein the C_1 - C_6 alkyl is optionally substituted by $-N(R^{23})(R^{24})$,

provided that R^{16} and R^{17} may form a C_3 - C_5 cycloalkyl ring;

R^{18} is hydrogen or C_1 - C_3 alkyl;

each R^{19} , R^{20} , R^{21} , R^{22} , R^{23} , and R^{24} is independently hydrogen or C_1 - C_3 alkyl; and

m is 0, 1 or 2, provided that when ring B is absent, m is 2; or

a pharmaceutically acceptable salt thereof.

[0188] Some embodiments relate to a compound of formula (IV), or a pharmaceutically acceptable salt thereof, wherein Y is CR^4 .

[0189] More embodiments relate to a compound of formula (IV), or a pharmaceutically acceptable salt thereof, wherein Z is CH.

[0190] Some embodiments relate to a compound of formula (IV), or a pharmaceutically acceptable salt thereof, wherein Y is CR^4 and Z is CH.

[0191] More embodiments relate to a compound of formula (IV), or a pharmaceutically acceptable salt thereof, wherein Y is CR^4 and Z is N.

[0192] Further embodiments relate to a compound of formula (IV), or a pharmaceutically acceptable salt thereof, wherein Y is N and Z is CH.

[0193] Additional embodiments relate to a compound of formula (IV), or a pharmaceutically acceptable salt thereof, wherein R^1 is C_1 - C_6 alkyl or C_3 - C_6 cycloalkyl, wherein the C_1 - C_6 alkyl is optionally substituted by hydroxy, further wherein the C_3 - C_6 cycloalkyl is optionally substituted by C_1 - C_3 alkyl.

[0194] Additional embodiments relate to a compound of formula (IV), or a pharmaceutically acceptable salt thereof, wherein R^1 is methyl, ethyl, isopropyl, or tert-butyl.

[0195] Some embodiments relate to a compound of formula (IV), or a pharmaceutically acceptable salt thereof, wherein R^1 is cyclobutyl optionally substituted by C_1 - C_3 alkyl.

[0196] Some embodiments relate to a compound of formula (IV), or a pharmaceutically

acceptable salt thereof, wherein R^3 is 3-7 membered heterocycloalkyl, wherein the 3-7 membered heterocycloalkyl is optionally substituted by one, two or three R^{15} groups.

[0197] More embodiments relate to a compound of formula (IV), or a pharmaceutically acceptable salt thereof, wherein R^3 is piperidine optionally substituted by C_1 - C_3 alkyl.

[0198] Further embodiments relate to a compound of formula (IV), or a pharmaceutically acceptable salt thereof, wherein R^3 is piperazine optionally substituted by C_1 - C_3 alkyl.

[0199] Further embodiments relate to a compound of formula (IV), or a pharmaceutically acceptable salt thereof, wherein R^3 is piperazine optionally substituted by methyl.

[0200] Some embodiments relate to a compound of formula (IV), or a pharmaceutically acceptable salt thereof, wherein R^3 is 4-methylpiperazine.

[0201] More embodiments relate to a compound of formula (IV), or a pharmaceutically acceptable salt thereof, wherein R^2 is hydrogen, halogen, trifluoromethyl, C_1 - C_6 alkyl, or C_1 - C_6 alkoxy.

[0202] Additional embodiments relate to a compound of formula (IV), or a pharmaceutically acceptable salt thereof, wherein R^2 is hydrogen, fluorine, trifluoromethyl, methyl, or methoxy.

[0203] Additional embodiments relate to a compound of formula (IV), or a pharmaceutically acceptable salt thereof, wherein R^2 is hydrogen.

[0204] Some embodiments relate to a compound of formula (IV), or a pharmaceutically acceptable salt thereof, wherein R^4 is hydrogen.

[0205] Some embodiments relate to a compound of formula (IV), or a pharmaceutically acceptable salt thereof, wherein R^4 is hydrogen, halogen, or C_1 - C_3 alkyl.

[0206] More embodiments relate to a compound of formula (IV), or a pharmaceutically acceptable salt thereof, wherein Q is absent.

[0207] More embodiments relate to a compound of formula (IV), or a pharmaceutically acceptable salt thereof, wherein Q is O.

[0208] Additional embodiments relate to a compound of formula (IV), or a pharmaceutically acceptable salt thereof, wherein Q is NR^9 .

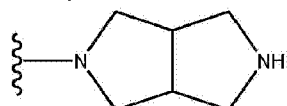
[0209] Further embodiments relate to a compound of formula (IV), or a pharmaceutically

acceptable salt thereof, wherein m is 0.

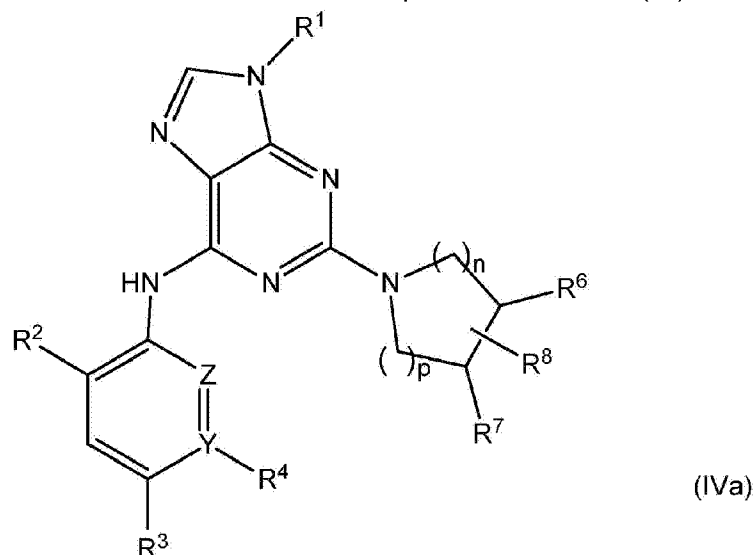
[0210] Some embodiments relate to a compound of formula (IV), or a pharmaceutically acceptable salt thereof, wherein m is 1.

[0211] Some embodiments relate to a compound of formula (IV), or a pharmaceutically acceptable salt thereof, wherein ring B is 3-10 membered heterocycloalkyl.

[0212] Further embodiments relate to a compound of formula (IV), or a pharmaceutically acceptable salt thereof, wherein ring B is



[0213] Some embodiments relate to a compound or a pharmaceutically acceptable salt of any of the embodiments of the compounds of formula (IV), having formula (IVa):



wherein

n is 0, 1, or 2; and

p is 0, 1, or 2.

[0214] Some embodiments relate to a compound of formula (IVa), or a pharmaceutically acceptable salt thereof, wherein n is 0.

[0215] More embodiments relate to a compound of formula (IVa), or a pharmaceutically acceptable salt thereof, wherein n is 1.

[0216] More embodiments relate to a compound of formula (IVa), or a pharmaceutically

acceptable salt thereof, wherein p is 1.

[0217] Some embodiments relate to a compound of formula (IVa), or a pharmaceutically acceptable salt thereof, wherein n is 1 and p is 1.

[0218] Some embodiments relate to a compound of formula (IVa), or a pharmaceutically acceptable salt thereof, wherein R^6 and R^8 are each independently hydrogen, halogen, C_1 - C_3 alkyl, or C_1 - C_3 alkoxy.

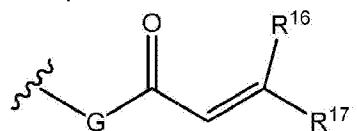
[0219] Further embodiments relate to a compound of formula (IVa), or a pharmaceutically acceptable salt thereof, wherein R^6 is hydrogen, fluorine, methyl, or methoxy.

[0220] Further embodiments relate to a compound of formula (IVa), or a pharmaceutically acceptable salt thereof, wherein R^6 is fluorine.

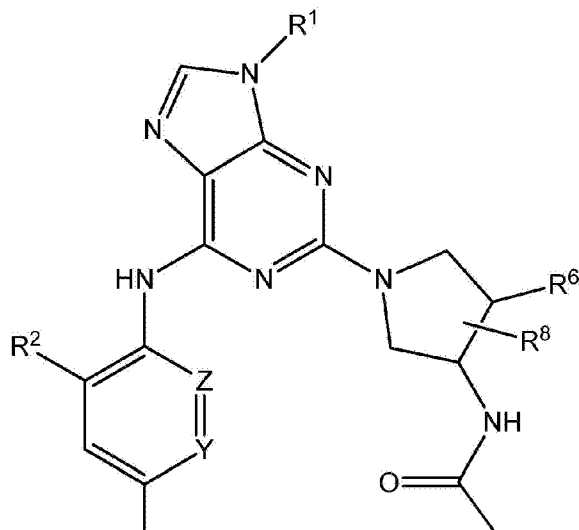
[0221] Additional embodiments relate to a compound of formula (IVa), or a pharmaceutically acceptable salt thereof, wherein R^8 is hydrogen, fluorine, or methyl.

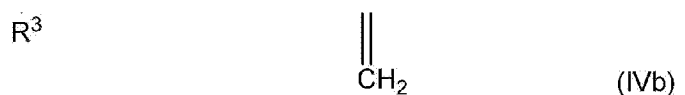
[0222] Some embodiments relate to a compound of formula (IVa), or a pharmaceutically acceptable salt thereof, wherein R^8 is methyl.

[0223] Additional embodiments relate to a compound of formula (IVa), or a pharmaceutically acceptable salt thereof, wherein R^7 is



[0224] Some embodiments relate to a compound or a pharmaceutically acceptable salt of any of the embodiments of the compounds of formula (IV), having formula (IVb):





[0225] More embodiments relate to a compound of formula (IVb), or a pharmaceutically acceptable salt thereof, wherein R^6 and R^8 are each independently hydrogen, halogen, $\text{C}_1\text{-C}_3$ alkyl, or $\text{C}_1\text{-C}_3$ alkoxy.

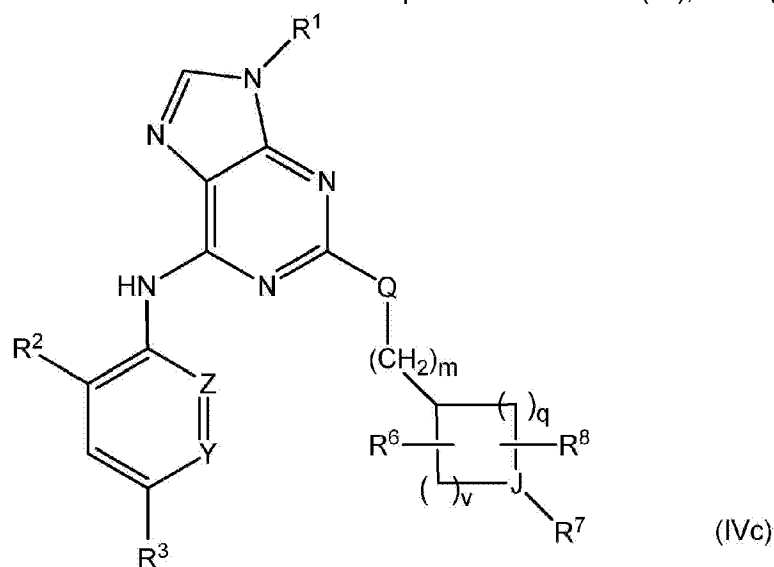
[0226] Some embodiments relate to a compound of formula (IVb), or a pharmaceutically acceptable salt thereof, wherein R^6 is hydrogen, fluorine, methyl, or methoxy.

[0227] More embodiments relate to a compound of formula (IVb), or a pharmaceutically acceptable salt thereof, wherein R^6 is fluorine.

[0228] Further embodiments relate to a compound of formula (IVb), or a pharmaceutically acceptable salt thereof, wherein R^8 is hydrogen, fluorine, or methyl.

[0229] Additional embodiments relate to a compound of formula (IVb), or a pharmaceutically acceptable salt thereof, wherein R^8 is methyl.

[0230] Some embodiments relate to a compound or a pharmaceutically acceptable salt of any of the embodiments of the compounds of formula (IV), having formula (IVc):



wherein

J is C or N;

q is 0, 1, 2, or 3; and

v is 0, 1, 2, or 3,

provided that q and v cannot both be 0.

[0231] Some embodiments relate to a compound of formula (IVc), or a pharmaceutically acceptable salt thereof, wherein J is C.

[0232] More embodiments relate to a compound of formula (IVc), or a pharmaceutically acceptable salt thereof, wherein J is N.

[0233] More embodiments relate to a compound of formula (IVc), or a pharmaceutically acceptable salt thereof, wherein q is 1.

[0234] Some embodiments relate to a compound of formula (IVc), or a pharmaceutically acceptable salt thereof, wherein q is 2.

[0235] Some embodiments relate to a compound of formula (IVc), or a pharmaceutically acceptable salt thereof, wherein q is 3.

[0236] Further embodiments relate to a compound of formula (IVc), or a pharmaceutically acceptable salt thereof, wherein v is 1.

[0237] Additional embodiments relate to a compound of formula (IVc), or a pharmaceutically acceptable salt thereof, wherein q is 1 and v is 1.

[0238] Additional embodiments relate to a compound of formula (IVc), or a pharmaceutically acceptable salt thereof, wherein q is 2 and v is 1.

[0239] Some embodiments relate to a compound of formula (IVc), or a pharmaceutically acceptable salt thereof, wherein q is 3 and v is 1.

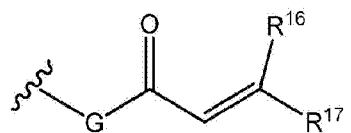
[0240] Some embodiments relate to a compound of formula (IVc), or a pharmaceutically acceptable salt thereof, wherein R⁶ is hydrogen, halogen, or C₁-C₃ alkoxy.

[0241] More embodiments relate to a compound of formula (IVc), or a pharmaceutically acceptable salt thereof, wherein R⁶ is hydrogen, fluorine, or methoxy.

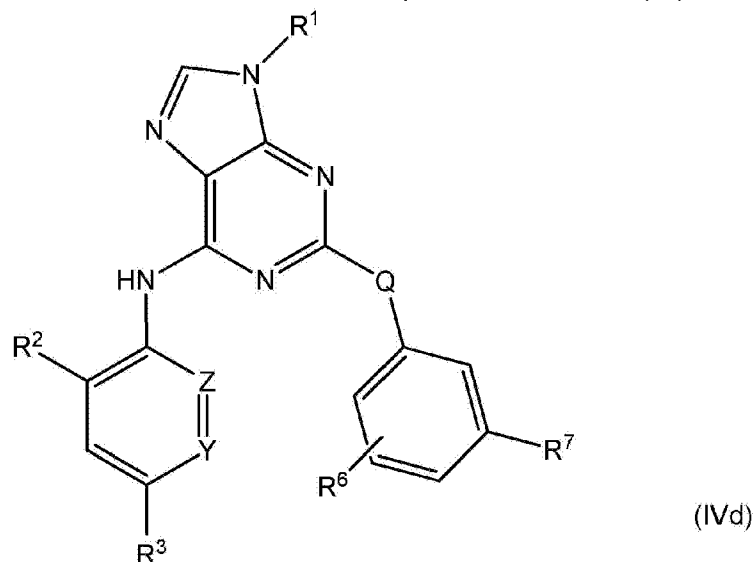
[0242] More embodiments relate to a compound of formula (IVc), or a pharmaceutically acceptable salt thereof, wherein R⁸ is hydrogen or C₁-C₃ alkyl.

[0243] Additional embodiments relate to a compound of formula (IVc), or a pharmaceutically acceptable salt thereof, wherein R⁸ is hydrogen or methyl.

[0244] Further embodiments relate to a compound of formula (IVc), or a pharmaceutically acceptable salt thereof, wherein R⁷ is



[0245] Some embodiments relate to a compound or a pharmaceutically acceptable salt of any of the embodiments of the compounds of formula (IV), wherein m is 0, having formula (IVd):

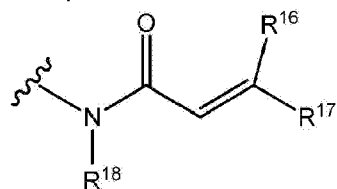


wherein

Q is O or NR^9 .

[0246] Additional embodiments relate to a compound of formula (IVd), or a pharmaceutically acceptable salt thereof, wherein R^6 is absent.

[0247] Some embodiments relate to a compound of formula (IVd), or a pharmaceutically acceptable salt thereof, wherein R^7 is



[0248] Further embodiments relate to a compound of formula (IVd), or a pharmaceutically acceptable salt thereof, wherein R^{16} , R^{17} and R^{18} are hydrogen.

[0249] In some embodiments, the compound is selected from:

(S)-N-(1-(9-isopropyl-6-((4-(4-methylpiperazin-1-yl)phenyl)amino)-9H-purin-2-yl)pyrrolidin-3-

yl)acrylamide;

N-((3*R*,4*R*)-4-fluoro-1-(9-isopropyl-6-((1-methyl-1*H*-pyrazol-4-yl)amino)-9*H*-purin-2-yl)pyrrolidin-3-yl)acrylamide;

N-(3-((9-isopropyl-6-((1-methyl-1*H*-pyrazol-4-yl)amino)-9*H*-purin-2-yl)oxy)phenyl)acrylamide trifluoroacetate;

(*S*)-*N*-(1-(9-isopropyl-6-((1-methyl-1*H*-pyrazol-4-yl)amino)-9*H*-purin-2-yl)pyrrolidin-3-yl)acrylamide;

N-((3*R*,4*R*)-4-fluoro-1-(6-((3-methoxy-1-(1-methylazetidin-3-yl)-1*H*-pyrazol-4-yl)amino)-9-methyl-9*H*-purin-2-yl)pyrrolidin-3-yl)acrylamide;

1-(3-(9-isopropyl-6-((1-methyl-1*H*-pyrazol-4-yl)amino)-9*H*-purin-2-yl)piperidin-1-yl)prop-2-en-1-one;

N-((3*R*,4*R*)-4-fluoro-1-(6-((3-methoxy-1-methyl-1*H*-pyrazol-4-yl)amino)-9-methyl-9*H*-purin-2-yl)pyrrolidin-3-yl)acrylamide;

N-(1-(9-(*tert*-butyl)-6-((1-methyl-1*H*-pyrazol-4-yl)amino)-9*H*-purin-2-yl)-3-methylazetidin-3-yl)acrylamide;

(*S*)-*N*-(1-(9-(*tert*-butyl)-6-((4-(4-methylpiperazin-1-yl)phenyl)amino)-9*H*-purin-2-yl)pyrrolidin-3-yl)acrylamide;

N-(1-(9-isopropyl-6-((4-(4-methylpiperazin-1-yl)phenyl)amino)-9*H*-purin-2-yl)-3-methylpyrrolidin-3-yl)acrylamide;

(*S*)-*N*-(1-(9-isopropyl-6-((3-methoxy-1-methyl-1*H*-pyrazol-4-yl)amino)-9*H*-purin-2-yl)pyrrolidin-3-yl)acrylamide;

N-(1-(9-isopropyl-6-((4-(4-methylpiperazin-1-yl)phenyl)amino)-9*H*-purin-2-yl)-3-methylazetidin-3-yl)acrylamide;

N-(1-(9-isopropyl-6-((1-methyl-1*H*-pyrazol-4-yl)amino)-9*H*-purin-2-yl)-3-methylazetidin-3-yl)acrylamide;

N-((*trans*)-3-((9-isopropyl-6-((4-(4-methylpiperazin-1-yl)phenyl)amino)-9*H*-purin-2-yl)oxy)cyclobutyl)acrylamide;

(*S*)-*N*-(1-(9-cyclobutyl-6-((4-(4-methylpiperazin-1-yl)phenyl)amino)-9*H*-purin-2-yl)pyrrolidin-3-yl)acrylamide;

1-((*cis*)-5-(9-ethyl-6-((1-methyl-1*H*-pyrazol-4-yl)amino)-9*H*-purin-2-yl)hexahydropyrrolo[3,4-*c*]pyrrol-2(1*H*)-yl)prop-2-en-1-one;

1-((*cis*)-5-(6-((1,5-dimethyl-1*H*-pyrazol-4-yl)amino)-9-isopropyl-9*H*-purin-2-yl)hexahydropyrrolo[3,4-*c*]pyrrol-2(1*H*)-yl)prop-2-en-1-one;

1-((*cis*)-5-(9-(*tert*-butyl)-6-((4-(4-methylpiperazin-1-yl)phenyl)amino)-9*H*-purin-2-yl)hexahydropyrrolo[3,4-*c*]pyrrol-2(1*H*)-yl)prop-2-en-1-one;

1-((*trans*)-3-fluoro-4-((9-isopropyl-6-((4-(4-methylpiperazin-1-yl)phenyl)amino)-9*H*-purin-2-yl)amino)pyrrolidin-1-yl)prop-2-en-1-one;

1-((*trans*)-3-fluoro-4-((9-methyl-6-((4-(4-methylpiperazin-1-yl)phenyl)amino)-9*H*-purin-2-yl)amino)pyrrolidin-1-yl)prop-2-en-1-one;

1-((*cis*)-5-(9-isopropyl-6-((4-(4-methylpiperazin-1-yl)phenyl)amino)-9*H*-purin-2-yl)hexahydropyrrolo[3,4-*c*]pyrrol-2(1*H*)-yl)prop-2-en-1-one;

N-(3-((9-isopropyl-6-((4-(4-methylpiperazin-1-yl)phenyl)amino)-9*H*-purin-2-yl)oxy)phenyl)acrylamide;

N-(1-(9-isopropyl-6-((4-(4-methylpiperazin-1-yl)phenyl)amino)-9*H*-purin-2-yl)azetidin-3-yl)acrylamide;

N-(1-(9-isopropyl-6-((4-(4-methylpiperazin-1-yl)phenyl)amino)-9*H*-purin-2-yl)azetidin-3-yl)-*N*-methylacrylamide;

1-((*cis*)-5-(9-isopropyl-6-((1-methyl-1*H*-pyrazol-4-yl)amino)-9*H*-purin-2-yl)hexahydropyrrolo[3,4-*c*]pyrrol-2(1*H*)-yl)prop-2-en-1-one;

(*R*)-1-(3-((9-isopropyl-6-((4-(4-methylpiperazin-1-yl)phenyl)amino)-9*H*-purin-2-yl)oxy)pyrrolidin-1-yl)prop-2-en-1-one;

(*R*)-1-(3-((9-isopropyl-6-((4-(4-methylpiperazin-1-yl)phenyl)amino)-9*H*-purin-2-yl)amino)pyrrolidin-1-yl)prop-2-en-1-one;

N-((*trans*)-3-((9-isopropyl-6-((4-(4-methylpiperazin-1-yl)phenyl)amino)-9*H*-purin-2-yl)amino)cyclobutyl)-*N*-methylacrylamide;

N-((*trans*)-3-((9-isopropyl-6-((4-(4-methylpiperazin-1-yl)phenyl)amino)-9*H*-purin-2-yl)oxy)cyclobutyl)-*N*-methylacrylamide;

1-((*trans*^{*})-3-fluoro-4-((9-isopropyl-6-((1-methyl-1*H*-pyrazol-4-yl)amino)-9*H*-purin-2-yl)amino)pyrrolidin-1-yl)prop-2-en-1-one;

N-(1-(9-isopropyl-6-((1-methyl-1*H*-pyrazol-4-yl)amino)-9*H*-purin-2-yl)azetidin-3-yl)-*N*-methylacrylamide;

1-(3-((9-isopropyl-6-((1-methyl-1*H*-pyrazol-4-yl)amino)-9*H*-purin-2-yl)amino)-3-methylazetidin-1-yl)prop-2-en-1-one;

1-((*cis*)-5-(9-methyl-6-((4-(4-methylpiperazin-1-yl)phenyl)amino)-9*H*-purin-2-yl)hexahydropyrrolo[3,4-*c*]pyrrol-2(1*H*)-yl)prop-2-en-1-one;

1-((*cis*)-5-(9-methyl-6-((1-methyl-1*H*-pyrazol-4-yl)amino)-9*H*-purin-2-yl)hexahydropyrrolo[3,4-

c]pyrrol-2(1*H*)-yl)prop-2-en-1-one;

(*S*)-*N*-(1-(9-ethyl-6-((4-(4-methylpiperazin-1-yl)phenyl)amino)-9*H*-purin-2-yl)pyrrolidin-3-yl)acrylamide;

(*S*)-*N*-(1-(9-isopropyl-6-((4-(4-isopropylpiperazin-1-yl)phenyl)amino)-9*H*-purin-2-yl)pyrrolidin-3-yl)acrylamide;

(*S*)-*N*-(1-(6-((1,3-dimethyl-1*H*-pyrazol-4-yl)amino)-9-isopropyl-9*H*-purin-2-yl)pyrrolidin-3-yl)acrylamide;

(*S*)-*N*-(1-(9-methyl-6-((4-(4-methylpiperazin-1-yl)phenyl)amino)-9*H*-purin-2-yl)pyrrolidin-3-yl)acrylamide;

N-(1-(9-isopropyl-6-((1-(1-methylpiperidin-4-yl)-1*H*-pyrazol-4-yl)amino)-9*H*-purin-2-yl)-3-methylazetidin-3-yl)acrylamide;

(*S*)-*N*-(1-(6-((4-(4-ethylpiperazin-1-yl)phenyl)amino)-9-isopropyl-9*H*-purin-2-yl)pyrrolidin-3-yl)acrylamide;

(*S*)-*N*-(1-(9-isopropyl-6-((1-(1-methylpiperidin-4-yl)-1*H*-pyrazol-4-yl)amino)-9*H*-purin-2-yl)pyrrolidin-3-yl)acrylamide;

N-(1-(6-((1-(2-(dimethylamino)ethyl)-1*H*-pyrazol-4-yl)amino)-9-isopropyl-9*H*-purin-2-yl)-3-methylazetidin-3-yl)acrylamide;

(*S*)-*N*-(1-(6-((1-(2-(dimethylamino)ethyl)-1*H*-pyrazol-4-yl)amino)-9-isopropyl-9*H*-purin-2-yl)pyrrolidin-3-yl)acrylamide;

N-(1-(9-isopropyl-6-((1-(1-methylpyrrolidin-3-yl)-1*H*-pyrazol-4-yl)amino)-9*H*-purin-2-yl)-3-methylazetidin-3-yl)acrylamide;

N-((3*S*)-1-(9-isopropyl-6-((1-(1-methylpyrrolidin-3-yl)-1*H*-pyrazol-4-yl)amino)-9*H*-purin-2-yl)pyrrolidin-3-yl)acrylamide;

(*S*)-*N*-(1-(9-(2-hydroxyethyl)-6-((4-(4-methylpiperazin-1-yl)phenyl)amino)-9*H*-purin-2-yl)pyrrolidin-3-yl)acrylamide;

N-((*trans*)-1-(9-isopropyl-6-((4-(4-methylpiperazin-1-yl)phenyl)amino)-9*H*-purin-2-yl)-4-methoxypyrrolidin-3-yl)acrylamide;

N-((3*S*)-1-(9-(1-hydroxypropan-2-yl)-6-((4-(4-methylpiperazin-1-yl)phenyl)amino)-9*H*-purin-2-yl)pyrrolidin-3-yl)acrylamide;

N-((3*R*,4*S*)-1-(9-(*tert*-butyl)-6-((1-methyl-1*H*-pyrazol-4-yl)amino)-9*H*-purin-2-yl)-4-fluoropyrrolidin-3-yl)acrylamide;

N-((*cis*^{*})-1-(9-isopropyl-6-((1-methyl-1*H*-pyrazol-4-yl)amino)-9*H*-purin-2-yl)-4-methoxypyrrolidin-3-yl)acrylamide;

N-((3*S*,4*R*)-1-(9-isopropyl-6-((1-methyl-1*H*-pyrazol-4-yl)amino)-9*H*-purin-2-yl)-4-methylpyrrolidin-3-yl)acrylamide;

N-((3*R*,4*R*)-1-(9-(*tert*-butyl)-6-((4-(4-methylpiperazin-1-yl)phenyl)amino)-9*H*-purin-2-yl)-4-fluoropyrrolidin-3-yl)acrylamide;

N-((3*R*,4*R*)-4-fluoro-1-(9-isopropyl-6-((3-methoxy-1-methyl-1*H*-pyrazol-4-yl)amino)-9*H*-purin-2-yl)pyrrolidin-3-yl)acrylamide;

N-((3*R*,4*R*)-1-(9-(*tert*-butyl)-6-((3-methoxy-1-methyl-1*H*-pyrazol-4-yl)amino)-9*H*-purin-2-yl)-4-fluoropyrrolidin-3-yl)acrylamide;

N-((3*R*,4*R*)-4-fluoro-1-(9-isopropyl-6-((3-methyl-1-(1-methylpyrrolidin-3-yl)-1*H*-pyrazol-4-yl)amino)-9*H*-purin-2-yl)pyrrolidin-3-yl)acrylamide;

N-(1-(9-ethyl-6-((1-methyl-1*H*-pyrazol-4-yl)amino)-9*H*-purin-2-yl)-3-methylazetidin-3-yl)acrylamide;

(*R*)-1-(3-((9-isopropyl-6-((1-methyl-1*H*-pyrazol-4-yl)amino)-9*H*-purin-2-yl)oxy)piperidin-1-yl)prop-2-en-1-one;

1-((*trans*)-3-fluoro-4-((9-isopropyl-6-((1-methyl-1*H*-pyrazol-4-yl)amino)-9*H*-purin-2-yl)amino)pyrrolidin-1-yl)prop-2-en-1-one;

(*R*)-1-(3-((9-isopropyl-6-((1-methyl-1*H*-pyrazol-4-yl)amino)-9*H*-purin-2-yl)oxy)pyrrolidin-1-yl)prop-2-en-1-one;

(*S*)-*N*-(1-(6-((1-methyl-1*H*-pyrazol-4-yl)amino)-9-(1-methylcyclopropyl)-9*H*-purin-2-yl)pyrrolidin-3-yl)acrylamide;

N-((3*R*,4*R*)-1-(6-((1,3-dimethyl-1*H*-pyrazol-4-yl)amino)-9-isopropyl-9*H*-purin-2-yl)-4-fluoropyrrolidin-3-yl)acrylamide;

N-((3*R*,4*R*)-1-(9-isopropyl-6-((4-(4-methylpiperazin-1-yl)phenyl)amino)-9*H*-purin-2-yl)-4-methoxypyrrrolidin-3-yl)acrylamide;

N-((3*R*,4*R*)-1-(9-isopropyl-6-((1-methyl-1*H*-pyrazol-4-yl)amino)-9*H*-purin-2-yl)-4-methoxypyrrrolidin-3-yl)acrylamide;

1-((*cis*)-5-(9-isopropyl-6-((4-(4-methylpiperazin-1-yl)phenyl)amino)-9*H*-purin-2-yl)-3a-methoxyhexahydropyrrolo[3,4-*c*]pyrrol-2(1*H*)-yl)prop-2-en-1-one;

N-((3*R*,4*R*)-4-fluoro-1-(9-isopropyl-6-((3-methyl-1-(1-methylpyrrolidin-3-yl)-1*H*-pyrazol-4-yl)amino)-9*H*-purin-2-yl)pyrrolidin-3-yl)acrylamide;

1-((3*R*,4*R*)-3-(((9-isopropyl-6-((1-methyl-1*H*-pyrazol-4-yl)amino)-9*H*-purin-2-yl)oxy)methyl)-4-methoxypyrrrolidin-1-yl)prop-2-en-1-one;

N-((3*S*,4*S*)-1-(6-((1-(2-(dimethylamino)ethyl)-1*H*-pyrazol-4-yl)amino)-9-isopropyl-9*H*-purin-2-

yl)-4-fluoropyrrolidin-3-yl)acrylamide;

N-((3*R*,4*R*)-1-(9-(*tert*-butyl)-6-((1-(2-(dimethylamino)ethyl)-1*H*-pyrazol-4-yl)amino)-9*H*-purin-2-yl)-4-fluoropyrrolidin-3-yl)acrylamide;

N-((*S*)-1-(9-isopropyl-6-((1-((*S*)-1-methylpyrrolidin-3-yl)-1*H*-pyrazol-4-yl)amino)-9*H*-purin-2-yl)pyrrolidin-3-yl)acrylamide;

N-((3*R*,4*R*)-1-(9-(*tert*-butyl)-6-((1-(1-methylpiperidin-4-yl)-1*H*-pyrazol-4-yl)amino)-9*H*-purin-2-yl)-4-fluoropyrrolidin-3-yl)acrylamide;

N-((3*R*,4*R*)-4-fluoro-1-(9-isopropyl-6-((1-(1-methylpiperidin-4-yl)-1*H*-pyrazol-4-yl)amino)-9*H*-purin-2-yl)pyrrolidin-3-yl)acrylamide;

N-((3*R*,4*R*)-4-fluoro-1-(9-isopropyl-6-((3-methoxy-1-((*R*)-1-methylpyrrolidin-3-yl)-1*H*-pyrazol-4-yl)amino)-9*H*-purin-2-yl)pyrrolidin-3-yl)acrylamide;

1-(*cis*-3a-fluoro-5-(9-isopropyl-6-((1-methyl-1*H*-pyrazol-4-yl)amino)-9*H*-purin-2-yl)hexahydropyrrolo[3,4-*c*]pyrrol-2(1*H*)-yl)prop-2-en-1-one;

(*R*)-*N*-(4,4-difluoro-1-(9-isopropyl-6-((1-methyl-1*H*-pyrazol-4-yl)amino)-9*H*-purin-2-yl)pyrrolidin-3-yl)acrylamide;

N-((3*R*,4*R*)-1-(9-ethyl-6-((3-methoxy-1-(1-methylpyrrolidin-3-yl)-1*H*-pyrazol-4-yl)amino)-9*H*-purin-2-yl)-4-fluoropyrrolidin-3-yl)acrylamide;

N-((3*R*,4*R*)-1-(6-((1,3-dimethyl-1*H*-pyrazol-4-yl)amino)-9-ethyl-9*H*-purin-2-yl)-4-fluoropyrrolidin-3-yl)acrylamide;

N-((3*R*,4*R*)-1-(9-ethyl-6-((3-methoxy-1-methyl-1*H*-pyrazol-4-yl)amino)-9*H*-purin-2-yl)-4-fluoropyrrolidin-3-yl)acrylamide;

N-((3*R*,4*R*)-1-(6-((3-ethyl-1-methyl-1*H*-pyrazol-4-yl)amino)-9-isopropyl-9*H*-purin-2-yl)-4-fluoropyrrolidin-3-yl)acrylamide;

N-((3*R*,4*R*)-4-fluoro-1-(6-((3-methoxy-1-(1-methylpyrrolidin-3-yl)-1*H*-pyrazol-4-yl)amino)-9-methyl-9*H*-purin-2-yl)pyrrolidin-3-yl)acrylamide;

N-((3*R*,4*R*)-1-(9-ethyl-6-((3-methyl-1-(1-methylpyrrolidin-3-yl)-1*H*-pyrazol-4-yl)amino)-9*H*-purin-2-yl)-4-fluoropyrrolidin-3-yl)acrylamide;

N-((3*R*,4*R*)-4-fluoro-1-(9-methyl-6-((3-methyl-1-(1-methylpyrrolidin-3-yl)-1*H*-pyrazol-4-yl)amino)-9*H*-purin-2-yl)pyrrolidin-3-yl)acrylamide;

N-((3*R*,4*R*)-1-(6-((1,3-dimethyl-1*H*-pyrazol-4-yl)amino)-9-methyl-9*H*-purin-2-yl)-4-fluoropyrrolidin-3-yl)acrylamide;

N-((3*R*,4*R*)-4-fluoro-1-(6-((1-(2-hydroxypropyl)-3-methoxy-1*H*-pyrazol-4-yl)amino)-9-methyl-9*H*-purin-2-yl)pyrrolidin-3-yl)acrylamide;

N-((3*R*,4*R*)-4-fluoro-1-(6-((1-(2-hydroxypropyl)-3-methoxy-1*H*-pyrazol-4-yl)amino)-9-isopropyl-9*H*-purin-2-yl)pyrrolidin-3-yl)acrylamide;

N-((3*R*,4*R*)-4-fluoro-1-(9-isopropyl-6-((5-methyl-1-((*R*)-1-methylpyrrolidin-3-yl)-1*H*-pyrazol-4-yl)amino)-9*H*-purin-2-yl)pyrrolidin-3-yl)acrylamide;

N-((3*R*,4*R*)-1-(9-ethyl-6-((1-(2-hydroxypropyl)-3-methoxy-1*H*-pyrazol-4-yl)amino)-9*H*-purin-2-yl)-4-fluoropyrrolidin-3-yl)acrylamide;

N-((3*R*,4*R*)-4-fluoro-1-(9-isopropyl-6-((3-methoxy-1-((*S*)-1-methylpyrrolidin-3-yl)-1*H*-pyrazol-4-yl)amino)-9*H*-purin-2-yl)pyrrolidin-3-yl)acrylamide;

N-((3*R*,4*R*)-1-(6-((1-ethyl-3-methoxy-1*H*-pyrazol-4-yl)amino)-9-methyl-9*H*-purin-2-yl)-4-fluoropyrrolidin-3-yl)acrylamide;

N-((3*R*,4*R*)-1-(6-((4-(4-(dimethylamino)piperidin-1-yl)phenyl)amino)-9-isopropyl-9*H*-purin-2-yl)-4-fluoropyrrolidin-3-yl)acrylamide; and

N-((3*R*,4*R*)-1-(6-((4-(4-(dimethylamino)piperidin-1-yl)-2-methoxyphenyl)amino)-9-isopropyl-9*H*-purin-2-yl)-4-fluoropyrrolidin-3-yl)acrylamide, or

a pharmaceutically acceptable salt thereof.

[0250] In certain embodiments, the compound is selected from:

N-((3*R*,4*R*)-4-fluoro-1-(6-((3-methoxy-1-(1-methylazetidin-3-yl)-1*H*-pyrazol-4-yl)amino)-9-methyl-9*H*-purin-2-yl)pyrrolidin-3-yl)acrylamide;

N-((3*R*,4*R*)-4-fluoro-1-(6-((3-methoxy-1-methyl-1*H*-pyrazol-4-yl)amino)-9-methyl-9*H*-purin-2-yl)pyrrolidin-3-yl)acrylamide;

N-((3*R*,4*R*)-4-fluoro-1-(9-isopropyl-6-((3-methoxy-1-methyl-1*H*-pyrazol-4-yl)amino)-9*H*-purin-2-yl)pyrrolidin-3-yl)acrylamide;

N-((3*R*,4*R*)-1-(9-ethyl-6-((3-methoxy-1-methyl-1*H*-pyrazol-4-yl)amino)-9*H*-purin-2-yl)-4-fluoropyrrolidin-3-yl)acrylamide;

N-((3*R*,4*R*)-4-fluoro-1-(9-methyl-6-((3-methyl-1-(1-methylpyrrolidin-3-yl)-1*H*-pyrazol-4-yl)amino)-9*H*-purin-2-yl)pyrrolidin-3-yl)acrylamide;

N-((3*R*,4*R*)-1-(6-((1,3-dimethyl-1*H*-pyrazol-4-yl)amino)-9-methyl-9*H*-purin-2-yl)-4-fluoropyrrolidin-3-yl)acrylamide;

N-((3*R*,4*R*)-4-fluoro-1-(9-isopropyl-6-((3-methoxy-1-((*S*)-1-methylpyrrolidin-3-yl)-1*H*-pyrazol-4-yl)amino)-9*H*-purin-2-yl)pyrrolidin-3-yl)acrylamide;

N-((3*R*,4*R*)-1-(6-((1-ethyl-3-methoxy-1*H*-pyrazol-4-yl)amino)-9-methyl-9*H*-purin-2-yl)-4-fluoropyrrolidin-3-yl)acrylamide;

N-((3*R*,4*R*)-1-(6-((4-(4-(dimethylamino)piperidin-1-yl)phenyl)amino)-9-isopropyl-9*H*-purin-2-yl)-4-fluoropyrrolidin-3-yl)acrylamide; and

N-((3*R*,4*R*)-1-(6-((4-(4-(dimethylamino)piperidin-1-yl)-2-methoxyphenyl)amino)-9-isopropyl-9*H*-purin-2-yl)-4-fluoropyrrolidin-3-yl)acrylamide, or

a pharmaceutically acceptable salt thereof.

[0251] The present invention relates to a pharmaceutical composition comprising a compound of formula (Ia), formula (III) or formula (IIIb), or a pharmaceutically acceptable salt thereof, and a pharmaceutically acceptable carrier or diluent.

[0252] The present invention relates to a combination of a compound of formula (Ia), formula (IIIa) or formula (IIIb), or a pharmaceutically acceptable salt thereof, with an anti-tumor agent, for the treatment of cancer.

[0253] The present invention relates to a compound of formula (Ia), formula (IIIa) or formula (IIIb), or a pharmaceutically acceptable salt thereof, for use in the treatment of abnormal cell growth in a mammal.

[0254] Additional embodiments relate to where the abnormal cell growth is cancer.

[0255] Further embodiments relate to where the cancer is selected from the group consisting of basal cell cancer, medulloblastoma cancer, liver cancer, rhabdomyosarcoma, lung cancer, bone cancer, pancreatic cancer, skin cancer, cancer of the head or neck, cutaneous or intraocular melanoma, uterine cancer, ovarian cancer, rectal cancer, cancer of the anal region, stomach cancer, colon cancer, breast cancer, uterine cancer, carcinoma of the fallopian tubes, carcinoma of the endometrium, carcinoma of the cervix, carcinoma of the vagina, carcinoma of the vulva, Hodgkin's disease, cancer of the esophagus, cancer of the small intestine, cancer of the endocrine system, cancer of the thyroid gland, cancer of the parathyroid gland, cancer of the adrenal gland, sarcoma of soft tissue, cancer of the urethra, cancer of the penis, prostate cancer, chronic or acute leukemia, lymphocytic lymphomas, cancer of the bladder, cancer of the kidney or ureter, renal cell carcinoma, carcinoma of the renal pelvis, neoplasms of the central nervous system, primary central nervous system lymphoma, spinal axis tumors, brain stem glioma and pituitary adenoma, or a combination of one or more of the foregoing cancers.

[0256] Further embodiments relate to where the lung cancer is non-small cell lung cancer.

Detailed Description of the Invention

[0257] The following abbreviations may be used herein: aq. (aqueous); Boc (*tert*-butoxycarbonyl); Boc₂O (di-*tert*-butyl dicarbonate); ca. (approximately); CBZ-Cl (carbobenzoyloxychloride); DAST ((diethylamino)sulfur trifluoride); DBAD (dibenzyl

azodicarboxylate); DCM (dichloromethane); DEA (diethylamine); DIEA (diisopropylethylamine); DIPEA (*N,N*-diisopropylethylamine); DMAP (4-dimethylaminopyridine); DMF (dimethylformamide); DMSO (dimethylsulphoxide); dppf (1,1'-bis(diphenylphosphanyl)ferrocene); EDC (1-ethyl-3-(3-dimethylaminopropyl)carbodiimide); ee (enantiomeric excess); eq (equivalent); Et (ethyl); EtOH (ethanol); EtOAc (ethyl acetate); FBS (fetal bovine serum); HOAc (acetic acid); HOBt (hydroxybenzotriazole); HPLC (high-performance liquid chromatography); hr (hour or hours); iPrOH (isopropyl alcohol); iPrOAc (isopropyl acetate); LAH (lithium aluminum hydride); LCMS (liquid chromatography-mass spectrometry); LRMS (low resolution mass spectrometry); mCPBA (meta-chloroperoxybenzoic acid); Me (methyl); MeOH (methanol); min (minute or minutes); MTBE (methyl *tertiary*-butyl ether); N (normal); N/A (not available); nBuLi (n-butyllithium); nBuOH (n-butyl alcohol); N/D (not determined); NMM (*N*-methylmorpholine); NMR (nuclear magnetic resonance); Pd/C (palladium on carbon); Ph (phenyl); RPMI (Roswell Park Memorial Institute); rt (room temperature); sat. (saturated); SFC (supercritical fluid chromatography); TEA (triethylamine); *tert*-PentOH (*tert*-pentyl alcohol); TFA (trifluoroacetate); THF (tetrahydrofuran); TLC (thin layer chromatography); TsOH (tosylic acid)); and UPLC (ultra performance liquid chromatography).

[0258] The term "halogen", as used herein, refers to a fluorine, chlorine, bromine, or iodine atom or fluoro, chloro, bromo, or iodo. Additionally, the term "halogen" refers to F, Cl, Br, or I. The terms fluorine, fluoro and F, for example, are understood to be equivalent herein.

[0259] The term "alkyl", as used herein, refers to a saturated monovalent hydrocarbon radical containing, in certain embodiments, from one to six, or from one to three carbon atoms, having straight or branched moieties. The term "C₁-C₆ alkyl" refers to an alkyl radical containing from one to six carbon atoms, having straight or branched moieties. The term "C₁-C₆ alkyl" includes within its definition the terms "C₁-C₃ alkyl" and "C₁-C₄ alkyl". Examples of alkyl groups include, but are not limited to, methyl, ethyl, propyl, isopropyl, butyl, isobutyl, *sec*-butyl, *tert*-butyl, pentyl, 2-pentyl, 3-pentyl, isopentyl, neopentyl, (*R*)-2-methylbutyl, (*S*)-2-methylbutyl, 3-methylbutyl, 2,3-dimethylpropyl, 2,3-dimethylbutyl, hexyl, and the like.

[0260] The term "alkenyl", as used herein, refers to a monovalent hydrocarbon radical containing, in certain embodiments, from two to six carbon atoms having at least one carbon-carbon double bond. Alkenyl radicals include both straight and branched moieties. The term "C₂-C₆ alkenyl", refers to an alkenyl radical containing from two to six carbon atoms, having straight or branched moieties. The double bond may or may not be the point of attachment to another group. Alkenyl groups include, but are not limited to, ethenyl, 1-propenyl, 2-propenyl, 2-methyl-2-propenyl, butenyl, pentenyl, 3-hexenyl, and the like.

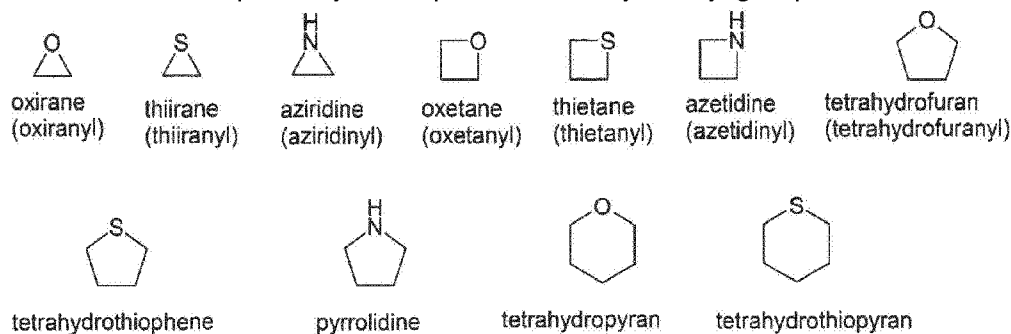
[0261] The term "alkynyl", as used herein, refers to a monovalent hydrocarbon radical containing, in certain embodiments, from two to six carbon atoms having at least one carbon-carbon triple bond. Alkynyl radicals include both straight and branched moieties. The term "C₂-C₆ alkynyl", refers to an alkynyl radical containing from two to six carbon atoms, having straight or branched moieties. The triple bond may or may not be the point of attachment to another

group. Alkynyl groups include, but are not limited to, ethynyl, 1-propynyl, 2-propynyl, butynyl, pentynyl, 3-hexynyl, and the like.

[0262] The term "alkoxy", as used herein, refers to an alkyl radical that is single bonded to an oxygen atom. The attachment point of an alkoxy radical to a molecule is through the oxygen atom. An alkoxy radical may be depicted as alkyl-O-. The term "C₁-C₆ alkoxy", refers to an alkoxy radical containing from one to six carbon atoms, having straight or branched moieties. The term "C₁-C₆ alkoxy" includes within its definition the term "C₁-C₃ alkoxy". Alkoxy groups, include, but are not limited to, methoxy, ethoxy, propoxy, isopropoxy, butoxy, hexyloxy, and the like.

[0263] The term "cycloalkyl", as used herein, refers to a non-aromatic, monocyclic, fused or bridged bicyclic or tricyclic carbocyclic ring group containing, in certain embodiments, from three to ten carbon atoms. As used herein, a cycloalkyl group may optionally contain one or two double bonds. The term "cycloalkyl" also includes spiro cycloalkyl groups, including multi-ring systems joined by a single atom. The terms "C₃-C₁₀ cycloalkyl", "C₃-C₇ cycloalkyl", "C₃-C₆ cycloalkyl", "C₃-C₅ cycloalkyl", "C₃-C₄ cycloalkyl", and "C₅-C₇ cycloalkyl" contain from three to ten, from three to seven, from three to six, from three to five, from three to four, and from five to seven carbon atoms, respectively. Cycloalkyl groups include, but are not limited to, cyclopropyl, cyclobutyl, cyclopentyl, cyclohexyl, cycloheptyl, cyclopentenyl, cyclohexenyl, octahydropentalenyl, octahydro-1H-indenyl, bicyclo[2.2.1]heptanyl, bicyclo[3.2.1]octanyl, bicyclo[5.2.0]nonanyl, adamantanyl, and the like.

[0264] The term "heterocycloalkyl", as used herein, refers to a non-aromatic, monocyclic, fused or bridged bicyclic or tricyclic, or spirocyclic ring group containing, in certain embodiments, a total of three to ten ring atoms, in which one to four ring atoms are heteroatoms independently selected from nitrogen, oxygen, and sulfur, and wherein the sulfur atom may be optionally oxidized with one or two oxygen atoms, the remaining ring atoms being carbon, with the proviso that such ring systems may not contain two adjacent oxygen atoms or two adjacent sulfur atoms. The heterocycloalkyl ring may also be substituted by an oxo (=O) group at any available carbon atom. The rings may also have one or more double bonds. Furthermore, such groups may be bonded to the remainder of the compounds of embodiments disclosed herein through either a carbon atom or a heteroatom, if possible. The terms "3-10 membered heterocycloalkyl", "3-7 membered heterocycloalkyl", and "4-6 membered heterocycloalkyl" contain from two to nine, from two to six, and from three to five carbon atoms, respectively. Examples of heterocycloalkyl groups include, but are not limited to:

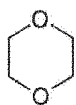
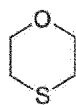
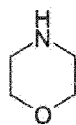
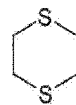
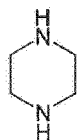
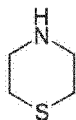
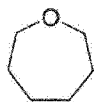
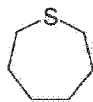
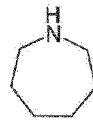
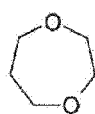
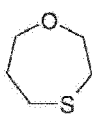
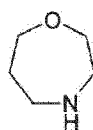
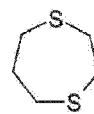
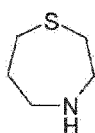
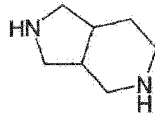
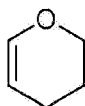
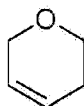
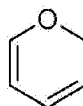
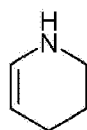
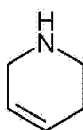


(tetrahydrothiophenyl)

(pyrrolidinyl)

(tetrahydropyranyl)

(tetrahydrothiopyranyl)

piperidine
(piperidinyl)1,4-dioxane
(1,4-dioxanyl)1,4-oxathiane
(1,4-oxathianyl)morpholine
(morpholinyl)1,4-dithiane
(1,4-dithianyl)piperazine
(piperazinyl)1,4-azathiane
(1,4-azathianyl)oxepane
(oxepanyl)thiepane
(thiepanyl)azepane
(azepanyl)1,4-dioxepane
(1,4-dioxepanyl)1,4-oxathiepane
(1,4-oxathiepanyl)1,4-oxaazepane
(1,4-oxaazepanyl)1,4-dithiepane
(1,4-dithiepanyl)1,4-thieazepane
(1,4-thieazepanyl)1,4-diazepane
(1,4-diazepanyl)octahydrocyclopenta[c]
pyrrole
(octahydro cyclopenta[c]
pyrrolyl)octahydropyrrolo[3,4-c]pyrr
ole
(octahydropyrrolo[3,4-c]
pyrrolyl)octahydro-1H-pyrrolo[3,4-c]
pyridine
(octahydro-1H-pyrrolo[3,4-c]
pyridinyl)3,4-dihydro-2H-pyran
(3,4-dihydro-2H-pyranyl)5,6-dihydro-2H-pyran
(5,6-dihydro-2H-pyranyl)2H-pyran
(2H-pyranyl)1,2,3,4-tetrahydropyridine
(1,2,3,4-tetrahydropyridinyl)1,2,5,6-tetrahydropyridine
(1,2,5,6-tetrahydropyridinyl)

[0265] The term "aryl", as used herein, refers to a group derived from an aromatic hydrocarbon containing in certain embodiments, from six to ten carbon atoms. The term "C₆-C₁₀ aryl" contains from six to ten carbon atoms. Examples of such groups include, but are not limited to, phenyl and naphthyl. The term "aryl" also includes fused polycyclic aromatic ring systems in which an aromatic ring is fused to one or more rings. Examples include, but are not limited to, 1-naphthyl, 2-naphthyl, 1-anthracyl and 2-anthracyl. Also included within the scope of the term "aryl", as it is used herein, is a group in which an aromatic ring is fused to one or more non-aromatic rings, such as in an indanyl, phenanthridinyl, or tetrahydronaphthyl, where the radical or point of attachment is on the aromatic ring.

[0266] The term "heteroaryl", as used herein, refers to an aromatic monocyclic or bicyclic heterocyclic group having a total of from 5 to 12 atoms in its ring, and containing from 2 to 9 carbon atoms and from one to four heteroatoms each independently selected from nitrogen, oxygen, and sulfur, with the proviso that the ring of said group does not contain two adjacent oxygen atoms or two adjacent sulfur atoms. The terms "5-12 membered heteroaryl", "4-6 membered heteroaryl", and "3-5 membered heteroaryl" contain from five to twelve, from four to six ring atoms, and from three to five ring atoms, respectively. The heteroaryl groups include benzo-fused ring systems. Examples of heteroaryl groups include, but are not limited to, pyrrolyl, furyl, thienyl, imidazolyl, pyrazolyl, oxazolyl, isoxazolyl, isothiazolyl, triazolyl, oxadiazolyl, furazanyl, thiadiazolyl, thiazolyl, tetrazolyl, pyridinyl, pyrazinyl, pyrimidinyl, pyridazinyl, triazinyl, indolyl, isoindolyl, indolizyl, benzofuranyl, benzothiophenyl, indazolyl, benzimidazolyl, benzoxazolyl, furo[3,2-*b*]pyridinyl, benzothiazolyl, benzofurazanyl, purinyl, quinolinyl, isoquinolinyl, quinazolinyl, quinoxalinyl, naphthyridinyl, cinnolinyl, phthalazinyl, pyrido[3,4-*d*]pyrimidinyl, pteridinyl, and the like.

[0267] Also included within the scope of the term "5-12 membered heteroaryl", as used herein, are benzo-fused unsaturated nitrogen heterocycles, which refer to a heterocyclic group in which a heteroatomic ring is fused to one or more aromatic rings. Examples include, but are not limited to, indolyl, isoindolyl, and the like.

[0268] The term "treating", as used herein, unless otherwise indicated, means reversing, alleviating, inhibiting the progress of, or preventing the disorder or condition to which such term applies, or one or more symptoms of such disorder or condition. The term "treatment", as used herein, unless otherwise indicated, refers to the act of treating as "treating" is defined immediately above.

[0269] As used herein, an "effective" amount refers to an amount of a substance, agent, compound, or composition that is of sufficient quantity to result in a decrease in severity of disease symptoms, an increase in frequency and duration of disease symptom-free periods, or a prevention of impairment or disability due to the disease affliction - either as a single dose or according to a multiple dose regimen, alone or in combination with other agents or substances. One of ordinary skill in the art would be able to determine such amounts based on such factors as the subject's size, the severity of the subject's symptoms, and the particular composition or

route of administration selected. The subject may be a human or non-human mammal (e.g., rabbit, rat, mouse, monkey or other lower-order primate).

[0270] Embodiments disclosed herein include isotopically-labeled compounds, which are identical to those recited in formula (I), formula (II), formula (III) or formula (IV), but for the fact that one or more atoms are replaced by an atom having an atomic mass or mass number different from the atomic mass or mass number usually found in nature. Examples of isotopes that can be incorporated into compounds of the embodiments disclosed herein include isotopes of hydrogen, carbon, nitrogen, oxygen, phosphorous, sulfur, fluorine and chlorine, such as, but not limited to, ^2H , ^3H , ^{13}C , ^{14}C , ^{15}N , ^{18}O , ^{17}O , ^{31}P , ^{32}P , ^{35}S , ^{18}F , and ^{36}Cl , respectively. Compounds described herein and pharmaceutically acceptable salts of said compounds which contain the aforementioned isotopes and/or other isotopes of other atoms are within the scope of the present embodiments. Certain isotopically-labeled compounds of the embodiments disclosed herein, for example, those into which radioactive isotopes such as ^3H and ^{14}C are incorporated, are useful in drug and/or substrate tissue distribution assays. Tritiated, i.e., ^3H , and carbon-14, i.e., ^{14}C , isotopes are particularly preferred for their ease of preparation and detectability. Further, substitution with heavier isotopes such as deuterium, i.e., ^2H , can afford certain therapeutic advantages resulting from greater metabolic stability, for example, increased *in vivo* half-life or reduced dosage requirements and, hence, may be preferred in some circumstances. Isotopically-labeled compounds of embodiments disclosed herein can generally be prepared by carrying out the procedures disclosed in the Schemes and/or in the Examples and Preparations below, by substituting a readily available isotopically-labeled reagent for a non-isotopically-labeled reagent.

[0271] Some embodiments relate to the pharmaceutically acceptable salts of the compounds described herein. Pharmaceutically acceptable salts of the compounds described herein include the acid addition and base addition salts thereof.

[0272] Some embodiments also relate to the pharmaceutically acceptable acid addition salts of the compounds described herein. Suitable acid addition salts are formed from acids which form non-toxic salts. Non-limiting examples of suitable acid addition salts, i.e., salts containing pharmacologically acceptable anions, include, but are not limited to, the acetate, acid citrate, adipate, aspartate, benzoate, besylate, bicarbonate/carbonate, bisulphate/sulphate, bitartrate, borate, camsylate, citrate, cyclamate, edisylate, esylate, ethanesulfonate, formate, fumarate, gluceptate, gluconate, glucuronate, hexafluorophosphate, hibenazate, hydrochloride/chloride, hydrobromide/bromide, hydroiodide/iodide, isethionate, lactate, malate, maleate, malonate, mesylate, methanesulfonate, methylsulphate, naphthylate, 2-napsylate, nicotinate, nitrate, orotate, oxalate, palmitate, pamoate, phosphate/hydrogen phosphate/dihydrogen phosphate, pyroglutamate, saccharate, stearate, succinate, tannate, tartrate, p-toluenesulfonate, tosylate, trifluoroacetate and xinofoate salts.

[0273] Additional embodiments relate to base addition salts of the compounds described herein. Suitable base addition salts are formed from bases which form non-toxic salts. Non-

limiting examples of suitable base salts include the aluminium, arginine, benzathine, calcium, choline, diethylamine, diolamine, glycine, lysine, magnesium, meglumine, olamine, potassium, sodium, tromethamine and zinc salts.

[0274] The compounds described herein that are basic in nature are capable of forming a wide variety of salts with various inorganic and organic acids. The acids that may be used to prepare pharmaceutically acceptable acid addition salts of such basic compounds described herein are those that form non-toxic acid addition salts, e.g., salts containing pharmacologically acceptable anions, such as the hydrochloride, hydrobromide, hydroiodide, nitrate, sulfate, bisulfate, phosphate, acid phosphate, isonicotinate, acetate, lactate, salicylate, citrate, acid citrate, tartrate, pantothenate, bitartrate, ascorbate, succinate, maleate, gentisinate, fumarate, gluconate, glucuronate, saccharate, formate, benzoate, glutamate, methanesulfonate, ethanesulfonate, benzenesulfonate, p-toluenesulfonate and pamoate [i.e., 1,1'-methylene-bis-(2-hydroxy-3-naphthoate)] salts. The compounds described herein that include a basic moiety, such as an amino group, may form pharmaceutically acceptable salts with various amino acids, in addition to the acids mentioned above.

[0275] The chemical bases that may be used as reagents to prepare pharmaceutically acceptable base salts of those compounds of the compounds described herein that are acidic in nature are those that form non-toxic base salts with such compounds. Such non-toxic base salts include, but are not limited to those derived from such pharmacologically acceptable cations such as alkali metal cations (e.g., potassium and sodium) and alkaline earth metal cations (e.g., calcium and magnesium), ammonium or water-soluble amine addition salts such as N-methylglucamine-(meglumine), and the lower alkanolammonium and other base salts of pharmaceutically acceptable organic amines.

[0276] The compounds of the embodiments described herein include all stereoisomers (e.g., *cis* and *trans* isomers) and all optical isomers of compounds described herein (e.g., *R* and *S* enantiomers), as well as racemic, diastereomeric and other mixtures of such isomers. While all stereoisomers are encompassed within the scope of our claims, one skilled in the art will recognize that particular stereoisomers may be preferred.

[0277] In some embodiments, the compounds described herein can exist in several tautomeric forms, including the enol and imine form, and the keto and enamine form and geometric isomers and mixtures thereof. All such tautomeric forms are included within the scope of the present embodiments. Tautomers exist as mixtures of a tautomeric set in solution. In solid form, usually one tautomer predominates. Even though one tautomer may be described, the present embodiments includes all tautomers of the present compounds.

[0278] The present embodiments also include atropisomers of the compounds described herein. Atropisomers refer to compounds that can be separated into rotationally restricted isomers.

[0279] Hemisalts of acids and bases may also be formed, for example, hemisulphate and

hemicalcium salts.

[0280] For a review on suitable salts, see Handbook of Pharmaceutical Salts: Properties, Selection, and Use by Stahl and Wermuth (Wiley-VCH, 2002). Methods for making pharmaceutically acceptable salts of compounds described herein are known to one of skill in the art.

[0281] The term "solvate" is used herein to describe a molecular complex comprising a compound described herein and one or more pharmaceutically acceptable solvent molecules, for example, ethanol.

[0282] The compounds described herein may also exist in unsolvated and solvated forms. Accordingly, some embodiments relate to the hydrates and solvates of the compounds described herein.

[0283] Compounds described herein containing one or more asymmetric carbon atoms can exist as two or more stereoisomers. Where a compound described herein contains an alkenyl or alkenylene group, geometric cis/trans (or Z/E) isomers are possible. Where structural isomers are interconvertible via a low energy barrier, tautomeric isomerism ('tautomerism') can occur. This can take the form of proton tautomerism in compounds described herein containing, for example, an imino, keto, or oxime group, or so-called valence tautomerism in compounds which contain an aromatic moiety. A single compound may exhibit more than one type of isomerism.

[0284] Included within the scope of the present embodiments are all stereoisomers, geometric isomers and tautomeric forms of the compounds described herein, including compounds exhibiting more than one type of isomerism, and mixtures of one or more thereof. Also included are acid addition or base salts wherein the counterion is optically active, for example, d-lactate or l-lysine, or racemic, for example, dl-tartrate or dl-arginine.

[0285] Cis/trans isomers may be separated by conventional techniques well known to those skilled in the art, for example, chromatography and fractional crystallisation.

[0286] Conventional techniques for the preparation/isolation of individual enantiomers include chiral synthesis from a suitable optically pure precursor or resolution of the racemate (or the racemate of a salt or derivative) using, for example, chiral high pressure liquid chromatography (HPLC).

[0287] Alternatively, the racemate (or a racemic precursor) may be reacted with a suitable optically active compound, for example, an alcohol, or, in the case where a compound described herein contains an acidic or basic moiety, a base or acid such as 1-phenylethylamine or tartaric acid. The resulting diastereomeric mixture may be separated by chromatography and/or fractional crystallization and one or both of the diastereoisomers converted to the corresponding pure enantiomer(s) by means well known to a skilled person.

[0288] "Abnormal cell growth", as used herein, unless otherwise indicated, refers to cell growth that is independent of normal regulatory mechanisms (e.g., loss of contact inhibition). This includes the abnormal growth of: (1) tumor cells (tumors) that proliferate by expressing a mutated tyrosine kinase or overexpression of a receptor tyrosine kinase; (2) benign and malignant cells of other proliferative diseases in which aberrant tyrosine kinase activation occurs; (3) any tumors that proliferate by receptor tyrosine kinases; (4) any tumors that proliferate by aberrant serine/threonine kinase activation; and (5) benign and malignant cells of other proliferative diseases in which aberrant serine/threonine kinase activation occurs.

[0289] In some embodiments, the abnormal cell growth is cancer.

[0290] In some embodiments, the cancer is selected from the group consisting of lung cancer, bone cancer, pancreatic cancer, skin cancer, cancer of the head or neck, cutaneous or intraocular melanoma, uterine cancer, ovarian cancer, rectal cancer, cancer of the anal region, stomach cancer, colon cancer, breast cancer, carcinoma of the fallopian tubes, carcinoma of the endometrium, carcinoma of the cervix, carcinoma of the vagina, carcinoma of the vulva, Hodgkin's disease, cancer of the esophagus, cancer of the small intestine, cancer of the endocrine system, cancer of the thyroid gland, cancer of the parathyroid gland, cancer of the adrenal gland, sarcoma of soft tissue, cancer of the urethra, cancer of the penis, prostate cancer, chronic or acute leukemia, lymphocytic lymphomas, cancer of the bladder, cancer of the kidney or ureter, renal cell carcinoma, carcinoma of the renal pelvis, neoplasms of the central nervous system (CNS), primary CNS lymphoma, spinal axis tumors, brain stem glioma, pituitary adenoma, or a combination of two or more of the foregoing cancers.

[0291] Additional embodiments relate to the compounds for use in the treatment of cancer solid tumors in a mammal.

[0292] In other embodiments, the cancer solid tumor is breast, lung, colon, brain, prostate, stomach, pancreatic, ovarian, skin (melanoma), endocrine, uterine, testicular, or bladder.

[0293] Other embodiments relate to the compounds for use in the treatment of lung cancer. Further embodiments relate to the treatment of non-small cell lung cancer. Even further embodiments relate to the treatment of non-small cell lung cancer, which is resistant to treatment with gefitinib or erlotinib.

[0294] Further embodiments relate to a combination of a compound of the invention with an anti-tumor agent for use in the treatment of abnormal cell growth in a mammal. The anti-tumor agent may be selected from the group consisting of mitotic inhibitors, alkylating agents, anti-metabolites, intercalating antibiotics, growth factor inhibitors, radiation, cell cycle inhibitors, enzymes, topoisomerase inhibitors, biological response modifiers, antibodies, cytotoxics, anti-hormones, and anti-androgens.

[0295] Other embodiments relate to a combination of a compound of formula (Ia), formula

(IIIa) or formula (IIIb), or a pharmaceutically acceptable salt thereof, with an anti-tumor agent, for the treatment of cancer. The anti-tumor agent may be selected from the group consisting of mitotic inhibitors, alkylating agents, anti-metabolites, intercalating antibiotics, growth factor inhibitors, radiation, cell cycle inhibitors, enzymes, topoisomerase inhibitors, biological response modifiers, antibodies, cytotoxics, anti-hormones, and anti-androgens.

[0296] More embodiments relate to pharmaceutical compositions for use in the treatment of abnormal cell growth in a mammal comprising an amount of a compound described herein that is effective in treating abnormal cell growth, and a pharmaceutically acceptable carrier.

[0297] In one embodiment, the abnormal cell growth is cancer, including, but not limited to, lung cancer, bone cancer, pancreatic cancer, skin cancer, cancer of the head or neck, cutaneous or intraocular melanoma, uterine cancer, ovarian cancer, rectal cancer, cancer of the anal region, stomach cancer, colon cancer, breast cancer, uterine cancer, carcinoma of the fallopian tubes, carcinoma of the endometrium, carcinoma of the cervix, carcinoma of the vagina, carcinoma of the vulva, Hodgkin's Disease, cancer of the esophagus, cancer of the small intestine, cancer of the endocrine system, cancer of the thyroid gland, cancer of the parathyroid gland, cancer of the adrenal gland, sarcoma of soft tissue, cancer of the urethra, cancer of the penis, prostate cancer, chronic or acute leukemia, lymphocytic lymphomas, cancer of the bladder, cancer of the kidney or ureter, renal cell carcinoma, carcinoma of the renal pelvis, neoplasms of the central nervous system (CNS), primary CNS lymphoma, spinal axis tumors, brain stem glioma, pituitary adenoma, or a combination of one or more of the foregoing cancers. In one embodiment the method comprises administering to a mammal an amount of a compound described herein that is effective in treating said cancer solid tumor. In one preferred embodiment the solid tumor is breast, lung, colon, brain, prostate, stomach, pancreatic, ovarian, skin (melanoma), endocrine, uterine, testicular, and bladder cancer.

[0298] In another embodiment, said abnormal cell growth is a benign proliferative disease, including, but not limited to, psoriasis, benign prostatic hypertrophy or restinosis.

[0299] Additional embodiments relate to a pharmaceutical composition for use in the treatment of abnormal cell growth in a mammal, including a human, comprising an amount of a compound described herein, or a pharmaceutically acceptable salt, solvate, hydrate or prodrug thereof, that is effective in treating abnormal cell growth, and a pharmaceutically acceptable carrier. In one embodiment of said composition, said abnormal cell growth is cancer, including, but not limited to, lung cancer, bone cancer, pancreatic cancer, skin cancer, cancer of the head or neck, cutaneous or intraocular melanoma, uterine cancer, ovarian cancer, rectal cancer, cancer of the anal region, stomach cancer, colon cancer, breast cancer, uterine cancer, carcinoma of the fallopian tubes, carcinoma of the endometrium, carcinoma of the cervix, carcinoma of the vagina, carcinoma of the vulva, Hodgkin's Disease, cancer of the esophagus, cancer of the small intestine, cancer of the endocrine system, cancer of the thyroid gland, cancer of the parathyroid gland, cancer of the adrenal gland, sarcoma of soft tissue, cancer of the urethra, cancer of the penis, prostate cancer, chronic or acute leukemia, lymphocytic

lymphomas, cancer of the bladder, cancer of the kidney or ureter, renal cell carcinoma, carcinoma of the renal pelvis, neoplasms of the central nervous system (CNS), primary CNS lymphoma, spinal axis tumors, brain stem glioma, pituitary adenoma, or a combination of one or more of the foregoing cancers. In another embodiment of said pharmaceutical composition, said abnormal cell growth is a benign proliferative disease, including, but not limited to, psoriasis, benign prostatic hypertrophy or restinosis.

[0300] Some embodiments contemplate a pharmaceutical composition for treating abnormal cell growth wherein the composition includes a compound described herein, or a

[0301] pharmaceutically acceptable salt, solvate, or hydrate thereof, that is effective in treating abnormal cell growth, and another anti-tumor agent. The anti-tumor agent may be selected from the group consisting of mitotic inhibitors, alkylating agents, anti-metabolites, intercalating antibiotics, growth factor inhibitors, cell cycle inhibitors, enzymes, topoisomerase inhibitors, biological response modifiers, antibodies, cytotoxics, anti-hormones, and anti-androgens.

[0302] Yet more embodiments relate to a compound of the present invention for use in the treatment of a disorder associated with angiogenesis in a mammal, including a human, comprising administration to said mammal an amount of a compound described herein, as defined above, or a pharmaceutically acceptable salt, solvate, hydrate or prodrug thereof, that is effective in treating said disorder in combination with one or more anti-tumor agents listed above. Such disorders include cancerous tumors such as melanoma; ocular disorders such as age-related macular degeneration, presumed ocular histoplasmosis syndrome, and retinal neovascularization from proliferative diabetic retinopathy; rheumatoid arthritis; bone loss disorders such as osteoporosis, Paget's disease, humoral hypercalcemia of malignancy, hypercalcemia from tumors metastatic to bone, and osteoporosis induced by glucocorticoid treatment; coronary restenosis; and certain microbial infections including those associated with microbial pathogens selected from adenovirus, hantaviruses, *Borrelia burgdorferi*, *Yersinia* spp., *Bordetella pertussis*, and group A *Streptococcus*.

[0303] Some embodiments relate to a pharmaceutical composition for use in the treatment of abnormal cell growth in a mammal which comprise an amount of a compound described herein, or a pharmaceutically acceptable salt, solvate, or hydrate thereof, in combination with an amount of one or more substances selected from anti-angiogenesis agents, signal transduction inhibitors inhibitor (e.g., inhibiting the means by which regulatory molecules that govern the fundamental processes of cell growth, differentiation, and survival communicated within the cell), and antiproliferative agents, which amounts are together effective in treating said abnormal cell growth.

[0304] Anti-angiogenesis agents, such as MMP-2 (matrix-metalloprotenase 2) inhibitors, MMP-9 (matrix-metalloprotenase 9) inhibitors, and COX-II (cyclooxygenase II) inhibitors, can be used in conjunction with a compound described herein in the methods and pharmaceutical compositions described herein. Examples of useful COX-II inhibitors include CELEBREX™ (celecoxib), Bextra (valdecoxib), paracoxib, Vioxx (rofecoxib), and Arcoxia (etoricoxib).

Examples of useful matrix metalloproteinase inhibitors are described in WO 96/33172 (published October 24, 1996), WO 96/27583 (published March 7, 1996), European Patent Application No. 97304971.1 (filed July 8, 1997), European Patent Application No. 99308617.2 (filed October 29, 1999), WO 98/07697 (published February 26, 1998), WO 98/03516 (published January 29, 1998), WO 98/34918 (published August 13, 1998), WO 98/34915 (published August 13, 1998), WO 98/33768 (published August 6, 1998), WO 98/30566 (published July 16, 1998), European Patent Publication 606,046 (published July 13, 1994), European Patent Publication 931,788 (published July 28, 1999), WO 90/05719 (published May 31, 1990), WO 99/52910 (published October 21, 1999), WO 99/52889 (published October 21, 1999), WO 99/29667 (published June 17, 1999), PCT International Application No. PCT/IB98/01113 (filed July 21, 1998), European Patent Application No. 99302232.1 (filed March 25, 1999), Great Britain patent application number 9912961.1 (filed June 3, 1999), United States Provisional Application No. 60/148,464 (filed August 12, 1999), United States Patent 5,863,949 (issued January 26, 1999), United States Patent 5,861,510 (issued January 19, 1999), and European Patent Publication 780,386 (published June 25, 1997). Preferred MMP-2 and MMP-9 inhibitors are those that have little or no activity inhibiting MMP-1. More preferred, are those that selectively inhibit MMP-2 and/or MMP-9 relative to the other matrix-metalloproteinases (i.e. MMP-1, MMP-3, MMP-4, MMP-5, MMP-6, MMP-7, MMP-8, MMP-10, MMP-11, MMP-12, and MMP-13).

[0305] Some specific examples of MMP inhibitors useful in combination with the compounds described herein are AG-3340, RO 32-3555, RS 13-0830, and the following compounds:

3-[[4-(4-fluoro-phenoxy)-benzenesulfonyl]-(1-hydroxycarbamoyl-cyclopentyl)-amino]-propionic acid;

3-exo-3-[4-(4-fluoro-phenoxy)-benzenesulfonylamino]-8-oxa-bicyclo[3.2.1]octane-3-carboxylic acid hydroxyamide;

(2R, 3R) 1-[4-(2-chloro-4-fluoro-benzyloxy)-benzenesulfonyl]-3-hydroxy-3-methylpiperidine-2-carboxylic acid hydroxyamide;

4-[4-(4-fluoro-phenoxy)-benzenesulfonylamino]-tetrahydro-pyran-4-carboxylic acid hydroxyamide;

3-[[4-(4-fluoro-phenoxy)-benzenesulfonyl]-(1-hydroxycarbamoyl-cyclobutyl)-amino]-propionic acid;

4-[4-(4-chloro-phenoxy)-benzenesulfonylamino]-tetrahydro-pyran-4-carboxylic acid hydroxyamide;

3-[4-(4-chloro-phenoxy)-benzenesulfonylamino]-tetrahydro-pyran-3-carboxylic acid hydroxyamide;

(2R, 3R) 1-[4-(4-fluoro-2-methyl-benzyloxy)-benzenesulfonyl]-3-hydroxy-3-methyl-piperidine-2-carboxylic acid hydroxyamide;

3-[[4-(4-fluoro-phenoxy)-benzenesulfonyl]-(1-hydroxycarbamoyl-1-methyl-ethyl)-amino]-propionic acid;

3-[[4-(4-fluoro-phenoxy)-benzenesulfonyl]-(4-hydroxycarbamoyl-tetrahydro-pyran-4-yl)-amino]-propionic acid;

3-exo-3-[4-(4-chloro-phenoxy)-benzenesulfonylamino]-8-oxa-bicyclo[3.2.1]octane-3-carboxylic acid hydroxyamide;

3-endo-3-[4-(4-fluoro-phenoxy)-benzenesulfonylamino]-8-oxa-bicyclo[3.2.1]octane-3-carboxylic acid hydroxyamide; and

3-[4-(4-fluoro-phenoxy)-benzenesulfonylamino]-tetrahydro-furan-3-carboxylic acid hydroxyamide;

and pharmaceutically acceptable salts and solvates of said compounds.

[0306] VEGF inhibitors, for example, sutent and axitinib, can also be combined with a compound described herein. VEGF inhibitors are described in, for example in WO 99/24440 (published May 20, 1999), PCT International Application PCT/IB99/00797 (filed May 3, 1999), in WO 95/21613 (published August 17, 1995), WO 99/61422 (published December 2, 1999), United States Patent 5,834,504 (issued November 10, 1998), WO 98/50356 (published November 12, 1998), United States Patent 5,883,113 (issued March 16, 1999), United States Patent 5,886,020 (issued March 23, 1999), United States Patent 5,792,783 (issued August 11, 1998), U.S. Patent No. US 6,653,308 (issued November 25, 2003), WO 99/10349 (published March 4, 1999), WO 97/32856 (published September 12, 1997), WO 97/22596 (published June 26, 1997), WO 98/54093 (published December 3, 1998), WO 98/02438 (published January 22, 1998), WO 99/16755 (published April 8, 1999), and WO 98/02437 (published January 22, 1998). Other examples of some specific VEGF inhibitors are IM862 (Cytran Inc. of Kirkland,

Washington, USA); Avastin, an anti-VEGF monoclonal antibody of Genentech, Inc. of South San Francisco, California; and angiozyme, a synthetic ribozyme from Ribozyme (Boulder, Colorado) and Chiron (Emeryville, California).

[0307] ErbB2 receptor inhibitors, such as GW-282974 (Glaxo Wellcome plc), and the monoclonal antibodies AR-209 (Aronex Pharmaceuticals Inc. of The Woodlands, Texas, USA) and 2B-1 (Chiron), may be administered in combination with a compound described herein. Such erbB2 inhibitors include Herceptin, 2C4, and pertuzumab. Such erbB2 inhibitors include those described in WO 98/02434 (published January 22, 1998), WO 99/35146 (published July 15, 1999), WO 99/35132 (published July 15, 1999), WO 98/02437 (published January 22, 1998), WO 97/13760 (published April 17, 1997), WO 95/19970 (published July 27, 1995), United States Patent 5,587,458 (issued December 24, 1996), and United States Patent 5,877,305 (issued March 2, 1999). ErbB2 receptor inhibitors useful in the embodiments described herein are also described in United States Provisional Application No. 60/117,341, filed January 27, 1999, and in United States Provisional Application No. 60/117,346, filed January 27, 1999. Other erbb2 receptor inhibitors include TAK-165 (Takeda) and GW-572016

(Glaxo-Wellcome).

[0308] Various other compounds, such as styrene derivatives, have also been shown to possess tyrosine kinase inhibitory properties, and some of tyrosine kinase inhibitors have been identified as erbB2 receptor inhibitors. More recently, five European patent publications, namely EP 0 566 226 A1 (published October 20, 1993), EP 0 602 851 A1 (published June 22, 1994), EP 0 635 507 A1 (published January 25, 1995), EP 0 635 498 A1 (published January 25, 1995), and EP 0 520 722 A1 (published December 30, 1992), refer to certain bicyclic derivatives, in particular quinazoline derivatives, as possessing anti-cancer properties that result from their tyrosine kinase inhibitory properties. Also, World Patent Application WO 92/20642 (published November 26, 1992), refers to certain bis-mono and bicyclic aryl and heteroaryl compounds as tyrosine kinase inhibitors that are useful in inhibiting abnormal cell proliferation. World Patent Applications WO96/16960 (published June 6, 1996), WO 96/09294 (published March 6, 1996), WO 97/30034 (published August 21, 1997), WO 98/02434 (published January 22, 1998), WO 98/02437 (published January 22, 1998), and WO 98/02438 (published January 22, 1998), also refer to substituted bicyclic heteroaromatic derivatives as tyrosine kinase inhibitors that are useful for the same purpose. Other patent applications that refer to anti-cancer compounds are World Patent Application WO00/44728 (published August 3, 2000), EP 1029853A1 (published August 23, 2000), and WO01/98277 (published December 12, 2001).

[0309] Epidermal growth factor receptor (EGFR) inhibitors may be administered in combination with a compound of the present invention. Such EGFR inhibitors include gefitinib, erlotinib, icotinib, afatinib and dacomitinib. Monoclonal antibody inhibitors of EGFR, such as cetuximab, may also be combined with a compound of the present invention.

[0310] c-Met inhibitors may be administered in combination with a compound of the present invention. Such c-Met inhibitors include crizotinib and ARQ-197. Monoclonal antibody inhibitors of c-Met, such as METMab, may also be combined with a compound of the present invention.

[0311] Programmed cell death 1 (PD-1) inhibitors may be administered in combination with a compound of the present invention. Such anti PD-1 immuno-oncology agents include anti-PD-1 monoclonal antibodies, nivolumab and pembrolizumab.

[0312] Other antiproliferative agents that may be used with the compounds described herein include inhibitors of the enzyme farnesyl protein transferase and inhibitors of the receptor tyrosine kinase PDGFr, including the compounds disclosed and claimed in the following United States patent applications: 09/221946 (filed December 28, 1998); 09/454058 (filed December 2, 1999); 09/501163 (filed February 9, 2000); 09/539930 (filed March 31, 2000); 09/202796 (filed May 22, 1997); 09/384339 (filed August 26, 1999); and 09/383755 (filed August 26, 1999); and the compounds disclosed and claimed in the following United States provisional patent applications: 60/168207 (filed November 30, 1999); 60/170119 (filed December 10, 1999); 60/177718 (filed January 21, 2000); 60/168217 (filed November 30, 1999), and 60/200834 (filed May 1, 2000).

[0313] A compound described herein may also be used with other agents useful in treating abnormal cell growth or cancer, including, but not limited to, agents capable of enhancing antitumor immune responses, such as CTLA4 (cytotoxic lymphocyte antigen 4) antibodies, and other agents capable of blocking CTLA4; and anti-proliferative agents such as other farnesyl protein transferase inhibitors, for example the farnesyl protein transferase inhibitors described in the references cited in the "Background" section, *supra*. Specific CTLA4 antibodies that can be used in the present embodiments include those described in United States Provisional Application 60/113,647 (filed December 23, 1998).

[0314] A compound described herein may be applied as a sole therapy or may involve one or more other anti-tumor substances, for example those selected from, for example, mitotic inhibitors, for example vinblastine; alkylating agents, for example cis-platin, oxaliplatin, carboplatin and cyclophosphamide; anti-metabolites, for example 5-fluorouracil, capecitabine, cytosine arabinoside and hydroxyurea, or, for example, one of the preferred anti-metabolites disclosed in European Patent Application No. 239362 such as N-(5-[N-(3,4-dihydro-2-methyl-4-oxoquinazolin-6-ylmethyl)-N-methylamino]-2-thenoyl)-L-glutamic acid; growth factor inhibitors; cell cycle inhibitors; intercalating antibiotics, for example adriamycin and bleomycin; enzymes, for example interferon; and anti-hormones, for example anti-estrogens such as Nolvadex (tamoxifen) or, for example anti-androgens such as Casodex (4'-cyano-3-(4-fluorophenylsulphonyl)-2-hydroxy-2-methyl-3'-(trifluoromethyl)propionanilide).

[0315] The compounds described herein may be used alone or in combination with one or more of a variety of anti-cancer agents or supportive care agents. For example, the compounds described herein may be used with cytotoxic agents, e.g., one or more selected from the group consisting of a camptothecin, irinotecan HCl (Camptosar), edotecarin, SU-11248, epirubicin (Ellence), docetaxel (Taxotere), paclitaxel, rituximab (Rituxan) bevacizumab (Avastin), imatinib mesylate (Gleevec), Erbitux, gefitinib (Iressa), and combinations thereof. Some embodiments also contemplate the use of the compounds described herein together with hormonal therapy, e.g., exemestane (Aromasin), Lupron, anastrozole (Arimidex), tamoxifen citrate (Nolvadex), Trelstar, and combinations thereof. Further, some embodiments provide a compound described herein alone or in combination with one or more supportive care products, e.g., a product selected from the group consisting of Filgrastim (Neupogen), ondansetron (Zofran), Fragmin, Procrit, Aloxi, Emend, or combinations thereof. Such conjoint treatment may be achieved by way of the simultaneous, sequential or separate dosing of the individual components of the treatment.

[0316] The compounds described herein may be used with antitumor agents, alkylating agents, antimetabolites, antibiotics, plant-derived antitumor agents, camptothecin derivatives, tyrosine kinase inhibitors, antibodies, interferons, and/or biological response modifiers. In this regard, the following is a non-limiting list of examples of secondary agents that may be used with the compounds described herein.

[0317] Alkylating agents include, but are not limited to, nitrogen mustard N-oxide,

cyclophosphamide, ifosfamide, melphalan, busulfan, mitobronitol, carboquone, thiotepa, ranimustine, nimustine, temozolomide, AMD-473, altretamine, AP-5280, apaziquone, brostallicin, bendamustine, carmustine, estramustine, fotemustine, glufosfamide, ifosfamide, KW-2170, mafosfamide, and mitolactol; platinum-coordinated alkylating compounds include but are not limited to, cisplatin, carboplatin, eptaplatin, lobaplatin, nedaplatin, oxaliplatin or satraplatin.

[0318] Antimetabolites include but are not limited to, methotrexate, 6-mercaptapurine riboside, mercaptopurine, 5-fluorouracil (5-FU) alone or in combination with leucovorin, tegafur, UFT, doxifluridine, carmofur, cytarabine, cytarabine ocfosfate, enocitabine, S-1, gemcitabine, fludarabin, 5-azacitidine, capecitabine, cladribine, clofarabine, decitabine, eflornithine, ethynylcytidine, cytosine arabinoside, hydroxyurea, TS-1, melphalan, nelarabine, nolatrexed, ocfosfate, disodium premetrexed, pentostatin, pelitrexol, raltitrexed, triapine, trimetrexate, vidarabine, vincristine, vinorelbine; or for example, one of the preferred anti-metabolites disclosed in European Patent Application No. 239362 such as N-(5-[N-(3,4-dihydro-2-methyl-4-oxoquinazolin-6-yl)methyl]-N-methylamino]-2-thenoyl)-L-glutamic acid.

[0319] Antibiotics include but are not limited to: aclarubicin, actinomycin D, amrubicin, annamycin, bleomycin, daunorubicin, doxorubicin, elsamitucin, epirubicin, galarubicin, idarubicin, mitomycin C, nemorubicin, neocarzinostatin, peplomycin, pirarubicin, rebeccamycin, stimalamer, streptozocin, valrubicin or zinostatin.

[0320] Hormonal therapy agents, e.g., exemestane (Aromasin), Lupron, anastrozole (Arimidex), doxercalciferol, fadrozole, formestane, anti-estrogens such as tamoxifen citrate (Nolvadex) and fulvestrant, Trelstar, toremifene, raloxifene, lasofoxifene, letrozole (Femara), or anti-androgens such as bicalutamide, flutamide, mifepristone, nilutamide, Casodex® (4'-cyano-3-(4-fluorophenylsulphonyl)-2-hydroxy-2-methyl-3'-(trifluoromethyl)propionanilide) and combinations thereof.

[0321] Plant derived anti-tumor substances include for example those selected from mitotic inhibitors, for example vinblastine, docetaxel (Taxotere) and paclitaxel.

[0322] Cytotoxic topoisomerase inhibiting agents include one or more agents selected from the group consisting of aclarubicin, amonafide, belotecan, camptothecin, 10-hydroxycamptothecin, 9-aminocamptothecin, diflomotecan, irinotecan HCl (Camptosar), edotecarin, epirubicin (Ellence), etoposide, exatecan, gimatecan, lurtotecan, mitoxantrone, pirarubicin, pixantrone, rubitecan, sobuzoxane, SN-38, tafluposide, and topotecan, and combinations thereof.

[0323] Immunologicals include interferons and numerous other immune enhancing agents. Interferons include interferon alpha, interferon alpha-2a, interferon, alpha-2b, interferon beta, interferon gamma-1a or interferon gamma-n1. Other agents include PF3512676, filgrastim, lentinan, sizofilan, TheraCys, ubenimex, WF-10, aldesleukin, alemtuzumab, BAM-002, dacarbazine, daclizumab, denileukin, gemtuzumab ozogamicin, ibritumomab, imiquimod,

lenograstim, lentinan, melanoma vaccine (Corixa), molgramostim, OncoVAX-CL, sargramostim, tasonermin, tecleukin, thymalasin, tositumomab, Virulizin, Z-100, epratuzumab, mitumomab, oregovomab, pentumomab, Provenge.

[0324] Biological response modifiers are agents that modify defense mechanisms of living organisms or biological responses, such as survival, growth, or differentiation of tissue cells to direct them to have anti-tumor activity. Such agents include krestin, lentinan, sizofiran, picibanil, or ubenimex.

[0325] Other anticancer agents include alitretinoin, ampligen, atrasentan bexarotene, bortezomib, Bosentan, calcitriol, exisulind, finasteride, fotemustine, ibandronic acid, miltefosine, mitoxantrone, l-asparaginase, procarbazine, dacarbazine, hydroxycarbamide, pegaspargase, pentostatin, tazarotene, TLK-286, Velcade, Tarceva, or tretinoin.

[0326] Other anti-angiogenic compounds include acitretin, fenretinide, thalidomide, zoledronic acid, angiostatin, aplidine, cilengtide, combretastatin A-4, endostatin, halofuginone, rebimastat, removab, Revlimid, squalamine, ukrain and Vitaxin.

[0327] Platinum-coordinated compounds include but are not limited to, cisplatin, carboplatin, nedaplatin, or oxaliplatin.

[0328] Camptothecin derivatives include but are not limited to camptothecin, 10-hydroxycamptothecin, 9-aminocamptothecin, irinotecan, SN-38, edotecarin, and topotecan.

[0329] Tyrosine kinase inhibitors include, for example, Iressa and SU5416.

[0330] Antibodies include, for example, Herceptin, Erbitux, Avastin, and Rituximab.

[0331] Interferons include, for example, interferon alpha, interferon alpha-2a, interferon, alpha-2b, interferon beta, interferon gamma-1a and interferon gamma-n1.

[0332] Biological response modifiers include agents that modify defense mechanisms of living organisms or biological responses, such as survival, growth, or differentiation of tissue cells to direct them to have anti-tumor activity. Such agents include, for example, krestin, lentinan, sizofiran, picibanil, and ubenimex.

[0333] Other antitumor agents include, for example, mitoxantrone, l-asparaginase, procarbazine, dacarbazine, hydroxycarbamide, pentostatin, and tretinoin. Additionally, PI3K inhibitors and RAS-targeted cancer treatments may be combined with the compounds described herein.

[0334] Some embodiments also relate to a pharmaceutical composition comprising a compound of formula (Ia), (IIIa) or (IIIb), or a pharmaceutically acceptable salt or solvate thereof, as hereinbefore defined in association with a pharmaceutically acceptable adjuvant,

diluent or carrier.

[0335] For the above-mentioned therapeutic uses the dosage administered will, of course, vary with the compound employed, the mode of administration, the treatment desired and the disorder indicated. The daily dosage of the compound of formula (Ia), (IIIa) or (IIIb), or pharmaceutically acceptable salt thereof, may be in the range from 1 mg to 1 gram, preferably 1 mg to 250 mg, more preferably 10 mg to 100 mg.

[0336] The present embodiments also encompass sustained release compositions.

[0337] Administration of the compounds described herein (hereinafter the "active compound(s)") can be effected by any method that enables delivery of the compounds to the site of action. These methods include oral routes, intraduodenal routes, parenteral injection (including intravenous, subcutaneous, intramuscular, intravascular or infusion), topical, and rectal administration.

[0338] The active compound may be applied as a sole therapy or may involve one or more other anti-tumor substances, for example those selected from, for example, mitotic inhibitors, for example vinblastine; alkylating agents, for example cis-platin, carboplatin and cyclophosphamide; anti-metabolites, for example 5-fluorouracil, cytosine arabinoside and hydroxyurea, or, for example, one of the preferred anti-metabolites disclosed in European Patent Application No. 239362 such as N-(5-[N-(3,4-dihydro-2-methyl-4-oxoquinazolin-6-ylmethyl)-N-methylamino]-2-thenoyl)-L-glutamic acid; growth factor inhibitors; cell cycle inhibitors; intercalating antibiotics, for example adriamycin and bleomycin; enzymes, for example interferon; and anti-hormones, for example anti-estrogens such as Nolvadex® (tamoxifen) or, for example anti-androgens such as Casodex® (4'-cyano-3-(4-fluorophenylsulphonyl)-2-hydroxy-2-methyl-3'-(trifluoromethyl)propionanilide). Such conjoint treatment may be achieved by way of the simultaneous, sequential or separate dosing of the individual components of the treatment.

[0339] The pharmaceutical composition may, for example, be in a form suitable for oral administration as a tablet, capsule, pill, powder, sustained release formulations, solution, suspension, for parenteral injection as a sterile solution, suspension or emulsion, for topical administration as an ointment or cream or for rectal administration as a suppository. The pharmaceutical composition may be in unit dosage forms suitable for single administration of precise dosages. The pharmaceutical composition will include a conventional pharmaceutical carrier or excipient and a compound described herein as an active ingredient. In addition, it may include other medicinal or pharmaceutical agents, carriers, adjuvants, etc.

[0340] Exemplary parenteral administration forms include solutions or suspensions of active compounds in sterile aqueous solutions, for example, aqueous propylene glycol or dextrose solutions. Such dosage forms can be suitably buffered, if desired.

[0341] Suitable pharmaceutical carriers include inert diluents or fillers, water and various

organic solvents. The pharmaceutical compositions may, if desired, contain additional ingredients such as flavorings, binders, excipients and the like. Thus for oral administration, tablets containing various excipients, such as citric acid may be employed together with various disintegrants such as starch, alginic acid and certain complex silicates and with binding agents such as sucrose, gelatin and acacia. Additionally, lubricating agents such as magnesium stearate, sodium lauryl sulfate and talc are often useful for tableting purposes. Solid compositions of a similar type may also be employed in soft and hard filled gelatin capsules. Preferred materials, therefor, include lactose or milk sugar and high molecular weight polyethylene glycols. When aqueous suspensions or elixirs are desired for oral administration the active compound therein may be combined with various sweetening or flavoring agents, coloring matters or dyes and, if desired, emulsifying agents or suspending agents, together with diluents such as water, ethanol, propylene glycol, glycerin, or combinations thereof.

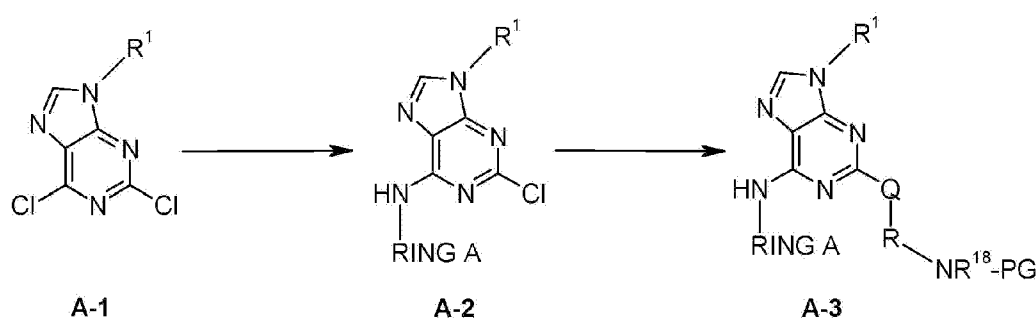
[0342] The examples and preparations provided below further illustrate and exemplify the compounds described herein and methods of preparing such compounds. In the following examples, molecules with a single chiral center, unless otherwise noted, exist as a racemic mixture. Those molecules with two or more chiral centers, unless otherwise noted, exist as a racemic mixture of diastereomers. Single enantiomers/diastereomers may be obtained by methods known to those skilled in the art.

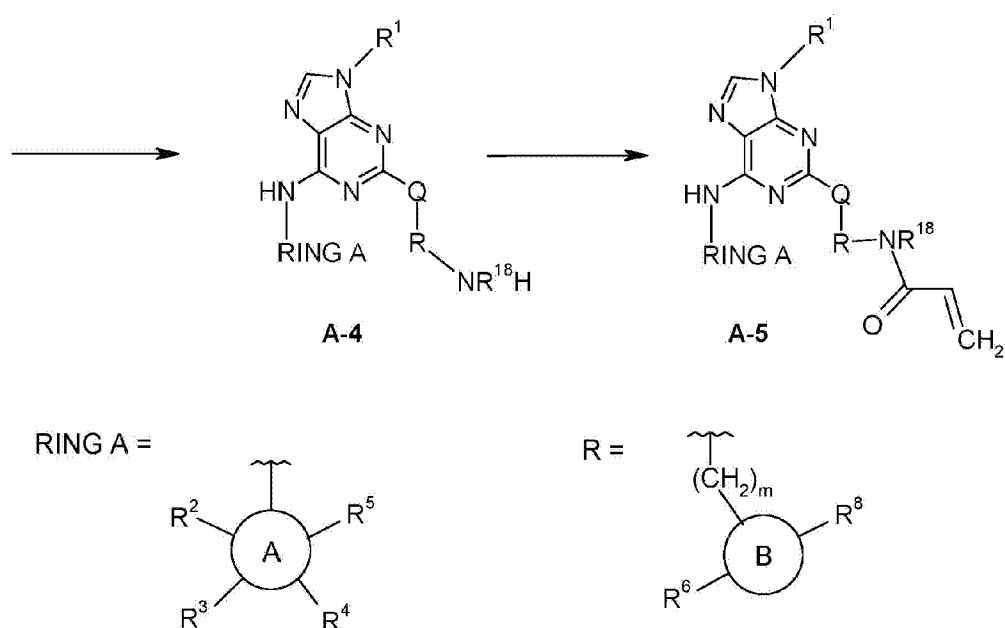
[0343] In the examples shown, salt forms were occasionally isolated as a consequence of the mobile phase additives during HPLC based chromatographic purification. In these cases, salts such as formate, trifluoroacetate and acetate were isolated and tested without further processing. It will be recognized that one of ordinary skill in the art will be able to realize the free base form by standard methodology (such as using ion exchange columns, or performing simple basic extractions using a mild aqueous base).

[0344] In general, the compounds described herein may be prepared by processes known in the chemical arts, particularly in light of the description contained herein. Certain processes for the manufacture of the compounds described herein are provided as further features of the embodiments and are illustrated in the reaction schemes provided below and in the experimental section.

[0345] Unless stated otherwise, the variables in Schemes A-F have the same meanings as defined herein.

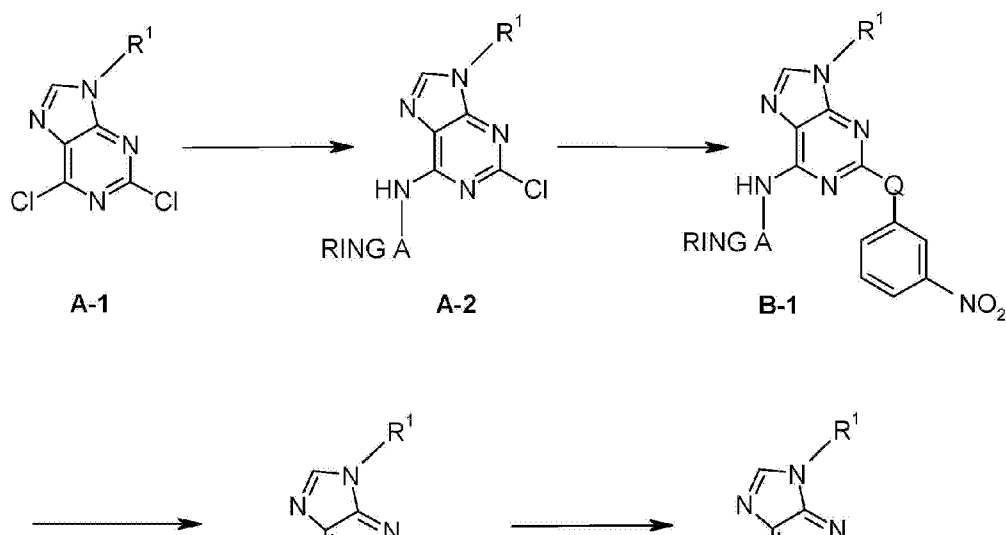
Scheme A:

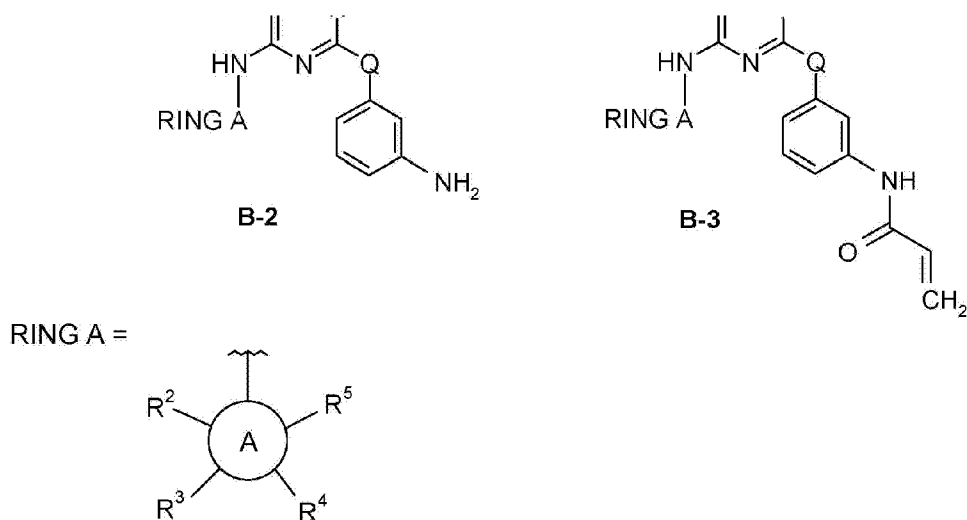




[0346] As exemplified in **Scheme A**, the 2,6-dichloro-9*H*-purine derivative **A-1** is subjected to nucleophilic aromatic substitution, which is defined as displacement of a reactive aromatic halide by a nucleophile, and is generally referred to herein as S_NAr conditions. The S_NAr conditions are either acid mediated, such as treatment with an appropriate aminoheterocycle in the presence of a suitable acid, such as TFA or an HCl salt of the aminoheterocycle, in a suitable solvent, such as iPrOH, or base mediated, such as treatment with an appropriate aminoheterocycle in the presence of a suitable base, such as DIPEA, in a suitable solvent such as nBuOH, to afford the 2-chloro purine **A-2**. Subsequent chlorine displacement *via* palladium mediated methodology or treatment under S_NAr conditions affords the substituted purine **A-3**. Deprotection (removal of the protecting group) under standard conditions known in the art provides **A-4**. Acylation with either an acyl chloride or amide coupling methodology with an appropriate acid affords **A-5**.

Scheme B:

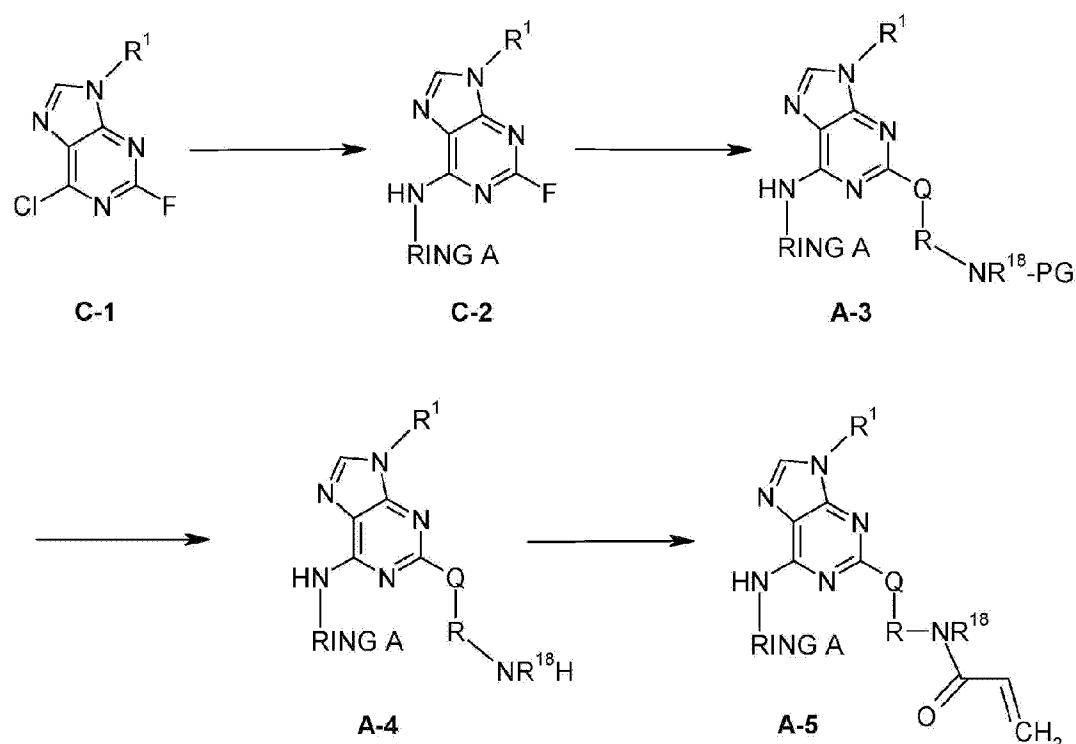




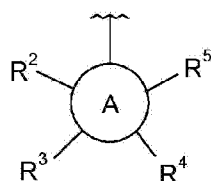
[0347] As exemplified in **Scheme B**, the 2,6-dichloro-9*H*-purine derivative **A-1** is subjected to $\text{S}_{\text{N}}\text{Ar}$ conditions. The $\text{S}_{\text{N}}\text{Ar}$ conditions are either acid mediated, such as treatment with an appropriate aminoheterocycle in the presence of a suitable acid, such as TFA or an HCl salt of the aminoheterocycle, in a suitable solvent, such as *i*PrOH, or base mediated, such as treatment with an appropriate aminoheterocycle in the presence of a suitable base, such as DIPEA, in a suitable solvent such as *n*BuOH, to afford the 2-chloro purine **A-2**. Subsequent chlorine displacement with an aniline *via* palladium mediated methodology or a phenoxide (generated by using a suitable base such as sodium hydride in THF) affords the substituted purine **B-1**. Nitro reduction under standard conditions known in the art provides **B-2**. Acylation with either an acyl chloride or amide coupling methodology with an appropriate acid affords **B-3**.

3.

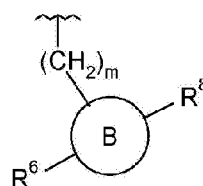
Scheme C:



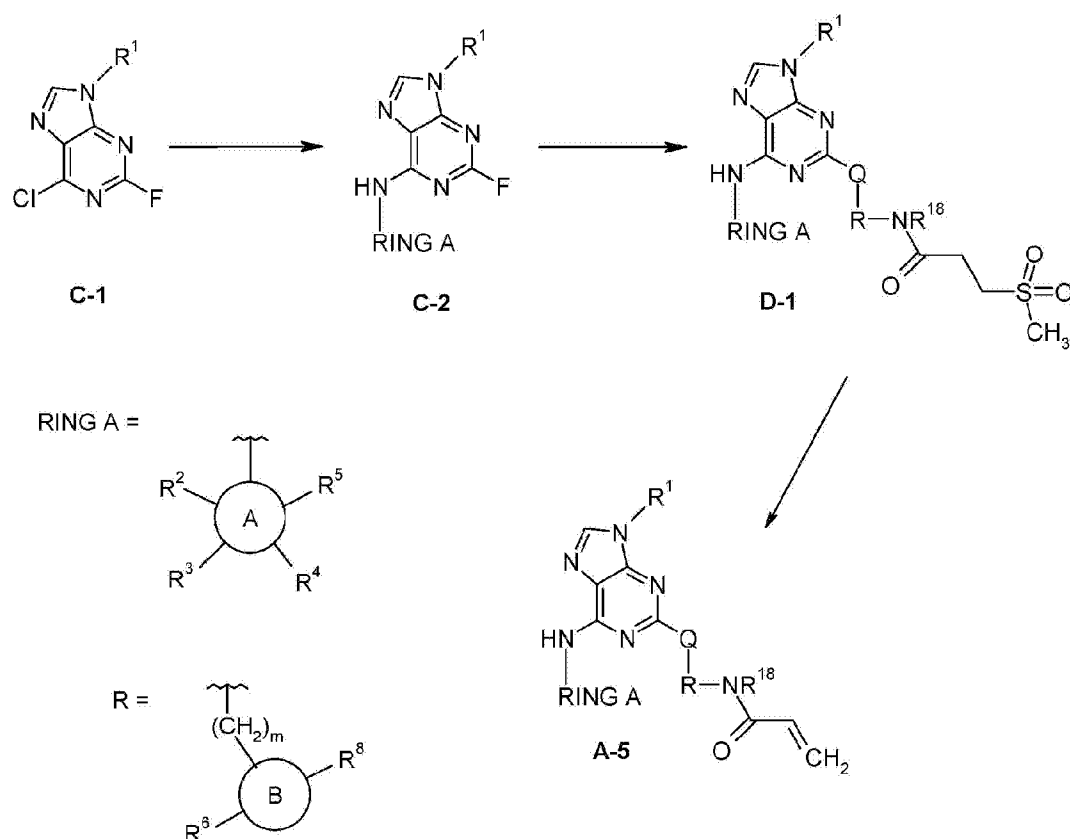
RING A =



R =



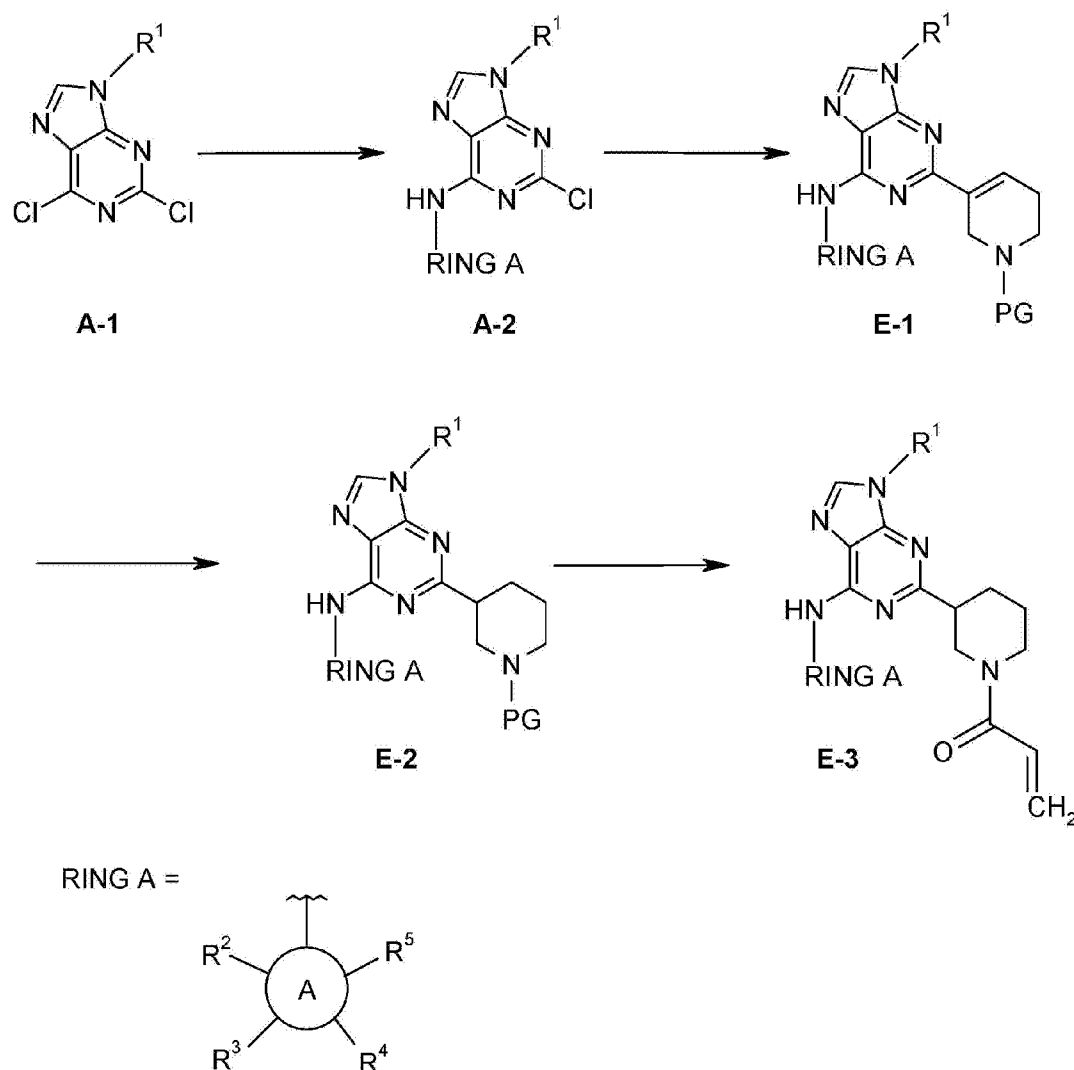
[0348] As exemplified in **Scheme C**, the 2-fluoro-6-chloro-9*H*-purine derivative **C-1** is subjected to S_NAr conditions. The S_NAr conditions are either acid mediated, such as treatment with an appropriate aminoheterocycle in the presence of a suitable acid, such as TFA or an HCl salt of the aminoheterocycle, in a suitable solvent, such as *i*PrOH, or base mediated, such as treatment with an appropriate aminoheterocycle in the presence of a suitable base, such as DIPEA, in a suitable solvent such as *n*BuOH, to afford the 2-fluoro purine **C-2**. Subsequent treatment under S_NAr conditions affords the substituted purine **A-3**. Deprotection (removal of the protecting group) under standard conditions known in the art provides **A-4**. Acylation with either an acyl chloride or amide coupling methodology with an appropriate acid affords **A-5**.

Scheme D:

[0349] As exemplified in **Scheme D**, the 2-fluoro-6-chloro-9*H*-purine derivative **C-1** is subjected to S_NAr conditions. The S_NAr conditions are either acid mediated, such as treatment with an appropriate aminoheterocycle in the presence of a suitable acid, such as TFA or an

HCl salt of the aminoheterocycle, in a suitable solvent, such as iPrOH, or base mediated, such as treatment with an appropriate aminoheterocycle in the presence of a suitable base, such as DIPEA, in a suitable solvent such as nBuOH, to afford the 2-fluoro purine **C-2**. Subsequent S_NAr with a masked acrylamide in the form of a sulphone affords the substituted purine **D-1**. Alternately, RING A of **C-2** contains a protected amine or alcohol that is deprotected under standard conditions known in the art and may, in certain cases, be modified via alkylation or reductive amination prior to the second S_NAr step. Treatment with a suitable base such as potassium tert-butoxide effects sulphone elimination, which affords **A-5**.

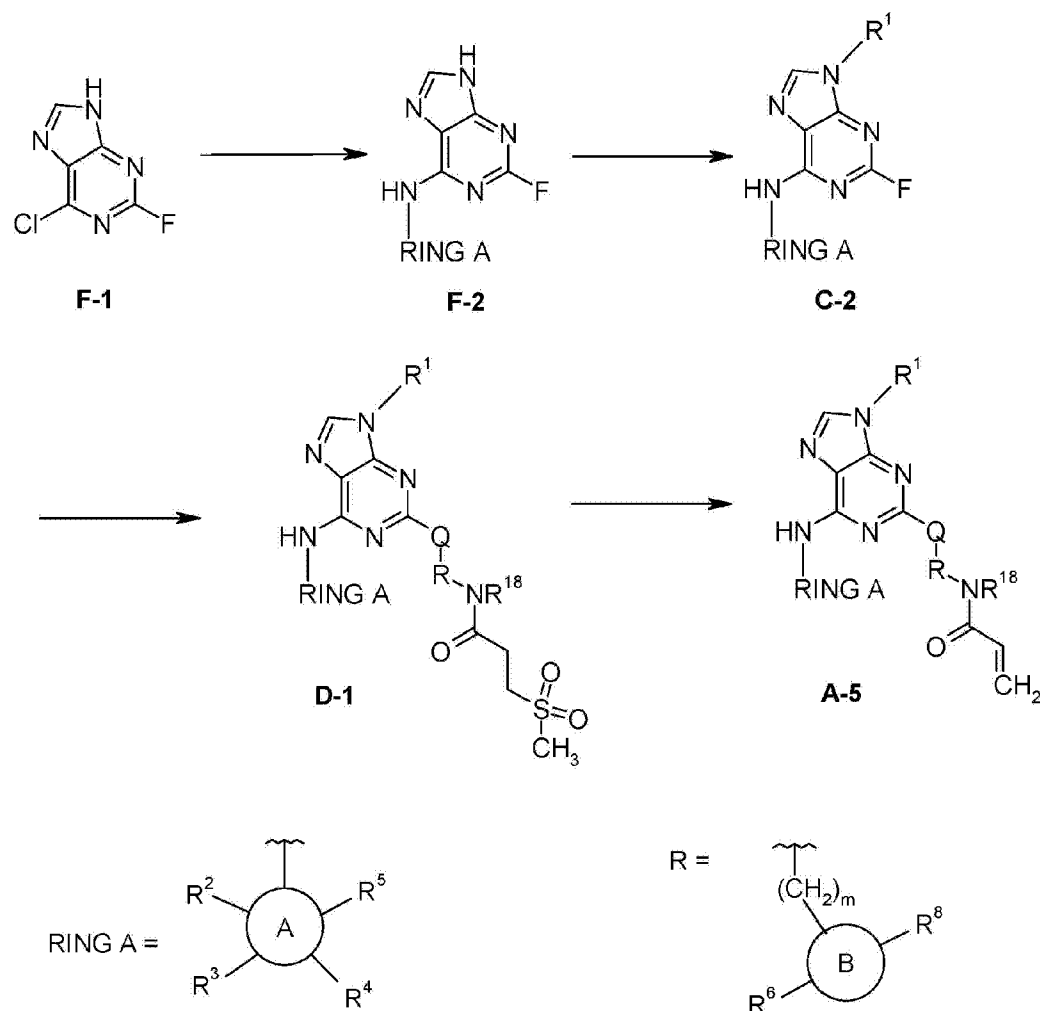
Scheme E:



[0350] As exemplified in **Scheme E**, the 2,6-dichloro-9H-purine derivative **A-1** is subjected to S_NAr conditions. The S_NAr conditions are either acid mediated, such as treatment with an appropriate aminoheterocycle in the presence of a suitable acid, such as TFA or an HCl salt of the aminoheterocycle, in a suitable solvent, such as iPrOH, or base mediated, such as treatment with an appropriate aminoheterocycle in the presence of a suitable base, such as DIPEA, in a suitable solvent such as nBuOH, to afford the 2-fluoro purine **A-2**. Subsequent

chlorine displacement *via* palladium mediated methodology, such as reaction with an appropriate boronic ester or acid, affords the substituted purine **E-1**. Reduction of the intermediate *via* standard conditions known in the art provides the carbocycle **E-2** followed by a deprotection (removal of the protecting group) under standard conditions known in the art and acylation with either an acyl chloride or amide coupling methodology with an appropriate acid affords **E-3**.

Scheme F:



[0351] As exemplified in **Scheme F**, the 6-chloro-2-fluoro-9*H*-purine **F-1** is subjected to $\text{S}_{\text{N}}\text{Ar}$ conditions. The $\text{S}_{\text{N}}\text{Ar}$ conditions are either acid mediated, such as treatment with an appropriate aminoheterocycle in the presence of a suitable acid, such as TFA or an HCl salt of the aminoheterocycle, in a suitable solvent, such as *i*PrOH, or base mediated, such as treatment with an appropriate aminoheterocycle in the presence of a suitable base, such as DIPEA, in a suitable solvent such as *n*BuOH, to afford the 2-fluoro purine derivative **F-2**. Alkylation of the purine core with either an alkyl halide or a dialkyl sulphate affords **C-2**. Subsequent $\text{S}_{\text{N}}\text{Ar}$ with a masked acrylamide in the form of a sulphone affords the substituted purine **D-1**. Alternately, RING A of **C-2** contains a protected amine or alcohol that is deprotected under standard conditions known in the art and may, in certain cases, be modified

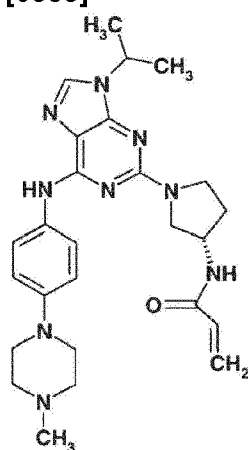
via alkylation or reductive amination prior to the second S_NAr step. Treatment with a suitable base such as potassium *tert*-butoxide effects sulphone elimination, which affords **A-5**.

Examples

[0352] All the Examples which are not encompassed by the formula (Ia) as claimed are provided as reference embodiments.

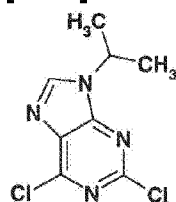
Example 1 (Scheme A): Preparation of (S)-N-(1-(9-isopropyl-6-((4-(4-methylpiperazin-1-yl)phenyl)amino)-9H-purin-2-yl)pyrrolidin-3-yl)acrylamide

[0353]



Step 1: Preparation of 2,6-dichloro-9-isopropyl-9H-purine

[0354]



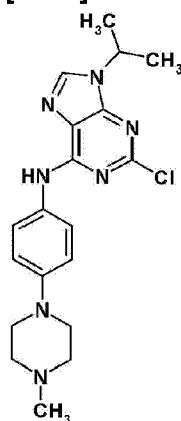
[0355] A 500 mL round bottom flask was charged with 2,6-dichloro-9H-purine (1.89 g, 10 mmol), isopropanol (3.1 mL, 40 mmol, 4 mol eq), THF (150 mL), and triphenylphosphine (polystyrene-bound, ~3 mmol/g, 6.7 g, or about 20 mmol load) and the resulting mixture was stirred and cooled in a water bath under nitrogen. A solution of DBAD (4.85 g, 20 mmol) in THF (50 mL) was added dropwise *via* an addition funnel over 30 min and the resulting reaction mixture stirred at ambient temperature for 20 hr. The resin was removed by filtration and

washed well with ethyl acetate. The combined filtrates were evaporated to give a light yellow solid that was purified *via* flash column chromatography (dry loaded using silica/DCM) with a gradient of 0 - 50 % ethyl acetate in heptanes to give:

1. The title product: 2,6-dichloro-9-isopropyl-9*H*-purine (2.81 g, contained DBAD by-product, 0.9 mol eq as determined by ^1H NMR). ^1H NMR (400 MHz, DMSO- d_6) δ ppm 8.86 (s, 1 H) 4.71 - 4.94 (m, 1 H) 1.55 (d, $J=6.85$ Hz, 6 H) with 1.39 (s, 16 H for DBAD by-product). m/z (APCI+) for $\text{C}_8\text{H}_8\text{Cl}_2\text{N}_4$ 231.1 ($\text{M}+\text{H}$) $^+$ with Cl isotope pattern.
2. Other minor regioisomer: 2,6-dichloro-7-isopropyl-7*H*-purine (229 mg, 10 % yield). ^1H NMR (400 MHz, DMSO- d_6) δ ppm 9.06 (s, 1 H) 5.13 (dt, $J=13.36$, 6.71 Hz, 1 H) 1.59 (d, $J=6.72$ Hz, 6 H). m/z (APCI+) for $\text{C}_8\text{H}_8\text{Cl}_2\text{N}_4$ 231.1 ($\text{M}+\text{H}$) $^+$ with Cl isotope pattern.

Step 2: Preparation of 2-chloro-9-isopropyl-*N*-(4-(4-methylpiperazin-1-yl)phenyl)-9*H*-purin-6-amine

[0356]

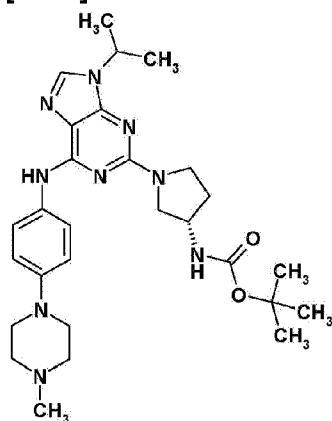


[0357] To a reaction vial was added 2,6-dichloro-9-isopropyl-9*H*-purine (containing 6.3 mmol), 4-(4-methylpiperazin-1-yl)aniline (1.2 g, 6.3 mmol), isopropanol (32 mL, 0.2 M), and TFA (1 mL, 13 mmol). The reaction vial was capped, stirred and heated at 78 °C (block temperature) for 20 hr. The volatiles were removed to give a dark residue. Sat. aq. NaHCO_3 (40 mL) was added. There was dark gummy solid precipitated out. Ethyl acetate (2 x 120 mL) and DCM (2 x 80 mL) were used to extract product. The combined organic layers were dried over Na_2SO_4 and evaporated to give a dark residue that was purified on silica with a gradient of 100 % ethyl acetate to 10 % ammonia (7 N in methanol) - 90 % ethyl acetate to give the title product as a light yellow solid (2.1 g, 86 % yield). ^1H NMR (400 MHz, DMSO- d_6) δ ppm 10.04 (s, 1 H) 8.38 (s, 1 H) 7.61 (d, $J=8.56$ Hz, 2 H) 6.93 (d, $J=8.93$ Hz, 2 H) 4.71 (dt, $J=13.39$, 6.63 Hz, 1 H) 3.10 (br. s., 4 H) 2.45 (m, $J=4.16$ Hz, 4 H) 2.22 (s, 3 H) 1.52 (d, $J=6.72$ Hz, 6 H). m/z (APCI+) for

$C_{19}H_{24}ClN_7$ 386.2 (M+H)⁺ with Cl isotope pattern. The regiochemistry of the product was also confirmed by small molecule X-ray crystallography.

Step 3: Preparation of (S)-tert-butyl (1-(9-isopropyl-6-((4-(4-methylpiperazin-1-yl)phenyl)amino)-9H-purin-2-yl)pyrrolidin-3-yl)carbamate

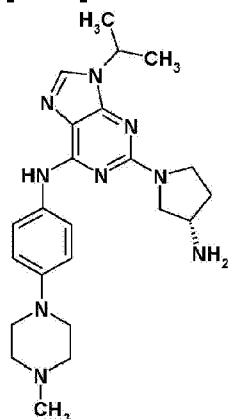
[0358]



[0359] A mixture of 2-chloro-9-isopropyl-*N*-(4-(4-methylpiperazin-1-yl)phenyl)-9H-purin-6-amine (2.32 g, 6 mmol), (S)-pyrrolidin-3-yl-carbamic acid *tert*-butyl ester (1.45 g, 7.8 mmol, 1.3 mol eq), and Cs₂CO₃ (7.82 g, 24 mmol, 4 mol eq) in *tert*-pentyl alcohol (60 mL, 0.1 M) was degassed with nitrogen. Chloro(di-2-norbornylphosphino)(2-dimethylaminomethylferrocen-1-yl)palladium(II) (CAS # 614753-51-4, 375 mg, 0.6 mmol, 0.1 mol eq) was added, and the mixture degassed for 1 additional min. The vial was capped, stirred and heated at 100 °C (block temperature) for 20 hr. The reaction was cooled, diluted with water (25 mL) and ethyl acetate (150 mL) and the organic layer was separated. The aqueous layer was extracted with more ethyl acetate (50 mL) and the combined organics were dried over Na₂SO₄ and evaporated to give a residue that was purified *via* silica flash chromatography with a gradient of 50 % heptane-50 % ethyl acetate to 100 % ethyl acetate and then to 10 % ammonia (7 N in methanol)-90% ethyl acetate to give the title product as a light yellow solid (3.20 g, 99 % yield). ¹H NMR (400 MHz, DMSO d₆) δ ppm 9.14 (s, 1 H) 7.90 (s, 1 H) 7.85 (d, J=9.05 Hz, 2 H) 7.14 (d, J=5.01 Hz, 1H) 6.87 (d, J=9.17 Hz, 2 H) 4.61 (quin, J=6.72 Hz, 1 H) 4.05 - 4.27 (m, 2 H) 3.60 - 3.80 (m, 2 H) 3.50 (dt, J=10.55, 7.08 Hz, 1 H) 3.35 (dd, J=10.82, 4.83 Hz, 1 H) 3.02 - 3.11 (m, 4 H) 2.40 - 2.48 (m, 4 H) 2.22 (s, 3 H) 1.79 - 1.92 (m, 1 H) 1.50 (d, J=6.85 Hz, 6 H) 1.40 (s, 9 H). *m/z* (APCI+) for C₂₈H₄₁N₉O₂ 536.4 (M+H)⁺.

Step 4: Preparation of (S)-2-(3-aminopyrrolidin-1-yl)-9-isopropyl-*N*-(4-(4-methylpiperazin-1-yl)phenyl)-9H-purin-6-amine

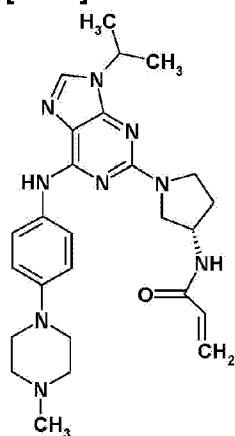
[0360]



[0361] To a solution of (*S*)-*tert*-butyl (1-(9-isopropyl-6-((4-(4-methylpiperazin-1-yl)phenyl)amino)-9*H*-purin-2-yl)pyrrolidin-3-yl)carbamate (1.40 g, 2.61 mmol) in DCM (30 mL) was added TFA (2.11 mL, 21 mmol). The reaction vial was capped and stirred for 3 hr. The volatiles were then removed and methanol (50 mL) and aqueous LiOH (2 M, 20 mL) were added and the mixture stirred for 16 hr. The volatiles were removed to give a white solid residue. Water (30 mL) was added and the mixture was sonicated to give a white suspension. The solid was collected by filtration and dried to give the title product as a white solid (1.26 g, 111 % yield, ~90 % purity). ¹H NMR (400 MHz, DMSO-*d*₆) δ ppm 9.10 (br. s., 1 H) 7.76 - 7.94 (m, 3 H) 6.87 (d, *J*=8.80 Hz, 2 H) 4.60 (dt, *J*=13.33, 6.66 Hz, 1 H) 3.58 - 3.72 (m, 2 H) 3.51 (dd, *J*=10.64, 5.99 Hz, 2 H) 3.06 (br. s., 4 H) 2.45 (br. s., 4 H) 2.22 (s, 3 H) 1.95 - 2.10 (m, 2 H) 1.58 - 1.73 (m, 3 H) 1.50 (d, *J*=6.72 Hz, 6 H). *m/z* (APCI+) for C₂₃H₃₃N₉ 436.4 (M+H)⁺.

Step 5: Preparation of (*S*)-N-(1-(9-isopropyl-6-((4-(4-methylpiperazin-1-yl)phenyl)amino)-9*H*-purin-2-yl)pyrrolidin-3-yl)acrylamide

[0362]



[0363] (*S*)-2-(3-Aminopyrrolidin-1-yl)-9-isopropyl-*N*-(4-(4-methylpiperazin-1-yl)phenyl)-9*H*-

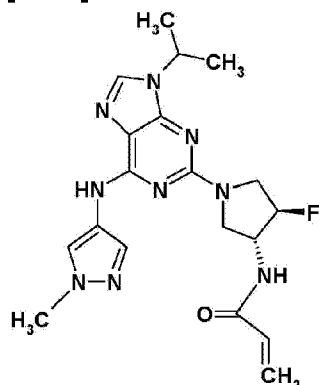
purin-6-amine (315 mg, 0.7 mmol) was dissolved in DCM:*tert*-pentyl alcohol (15 mL:1.5 mL) and sat. aq. NaHCO₃ (6 mL) was added in one portion. The bi-phasic mixture was stirred vigorously and acryloyl chloride (90 µL, 1.1 mmol, 1.5 mol eq) was added in one portion and the resulting mixture was stirred at ambient temperature for 2 hr. The reaction was diluted with DCM (30 mL) and the organic layer was separated, and the product was extracted with more DCM:*tert*-pentyl alcohol (9:1, 30 mL). The combined organics were dried over Na₂SO₄ and evaporated to give a residue that was purified *via* silica flash chromatography with gradient of 100 % ethyl acetate to 100 % ethanol to give a crude purity at ~90 %. This crude was triturated with ethyl acetate:heptane (4:1, 15 mL). The resulting white solid was collected by filtration, washed with ethyl acetate: heptane (4:1, 10 mL) and dried to give the title product as a white solid (118 mg, 33 % yield, ~ 95 % purity). ¹H NMR (400 MHz, DMSO-d₆) δ ppm 9.16 (s, 1 H) 8.36 (d, J=6.72 Hz, 1 H) 7.91 (s, 1 H) 7.85 (d, J=8.80 Hz, 2 H) 6.87 (d, J=8.93 Hz, 2 H) 6.18 - 6.34 (m, 1 H) 6.03 - 6.15 (m, 1 H) 5.59 (dd, J=9.96, 2.02 Hz, 1 H) 4.62 (dt, J=13.33, 6.54 Hz, 1 H) 4.43 (d, J=5.14 Hz, 1 H) 3.71 - 3.87 (m, 1 H) 3.63 (dt, J=12.62, 6.46 Hz, 2 H) 3.43 (dd, J=11.25, 3.30 Hz, 1 H) 3.07 (m, J=4.65 Hz, 4 H) 2.45 (m, J=4.40 Hz, 4 H) 2.22 (s, 4 H) 1.89 (dd, J=11.37, 5.87 Hz, 1 H) 1.51 (d, J=6.72 Hz, 6 H). *m/z* (APCI+) for C₂₆H₃₅N₉O 490.2 (M+H)⁺.

Alternative preparation of (S)-N-(1-(9-isopropyl-6-((4-(4-methylpiperazin-1-yl)phenyl)amino)-9H-purin-2-yl)pyrrolidin-3-yl)acrylamide

[0364] (S)-2-(3-Aminopyrrolidin-1-yl)-9-isopropyl-*N*-(4-(4-methylpiperazin-1-yl)phenyl)-9H-purin-6-amine (436 mg, 1 mmol) was suspended in DMF (3.3 mL). DIPEA (0.53 mL, 3 mmol, 3 mol eq) and acrylic acid (73 µL, 1.05 mmol, 1.05 mol eq) were added to give a suspension. Propylphosphonic anhydride (CAS 68957-94-8, 50 % in DMF, 0.7 mL, 1.2 mmol, 1.2 mol eq) was added in one portion. The reaction mixture warmed up slightly to afford a solution. After 15 min, aqueous Na₂CO₃ (1 M, 2 mL, 2 mmol) was added and stirred for 30 min. Water (10 mL) and ethyl acetate (50 mL) were added. The organic layer was separated, washed with water (3 x 10 mL), dried over Na₂SO₄ and evaporated to give a light yellow foamy solid, which was purified by SFC (Column ZymorSpher HADP 150 x 21.2 mm I.D., 5 µm particles. Modifier: ethanol. Gradient 21% (hold 2 min) to 24 % (hold 1 min) at 1.5 % per min. Flow rate (58 mL/min) to give the title product (167 mg, 34 % yield, >95% purity). ¹H NMR (400 MHz, DMSO-d₆) δ ppm 9.17 (s, 1 H) 8.36 (d, J=6.85 Hz, 1 H) 7.91 (s, 1 H) 7.85 (d, J=9.05 Hz, 2 H) 6.87 (d, J=9.05 Hz, 2 H) 6.19 - 6.32 (m, 1 H) 6.05 - 6.16 (m, 1 H) 5.59 (dd, J=10.09, 2.38 Hz, 1 H) 4.62 (quin, J=6.72 Hz, 1 H) 4.34 - 4.48 (m, 1 H) 3.76 (dd, J=11.31, 6.30 Hz, 1 H) 3.54 - 3.70 (m, 2 H) 3.43 (dd, J=11.19, 3.85 Hz, 1 H) 2.93 - 3.14 (m, 4 H) 2.39 - 2.47 (m, 4 H) 2.22 (s, 3 H) 2.12 - 2.20 (m, 1 H) 1.83 - 1.95 (m, 1 H) 1.51 (d, J=6.72 Hz, 6 H). *m/z* (APCI+) for C₂₆H₃₅N₉O 490.4 (M+H)⁺.

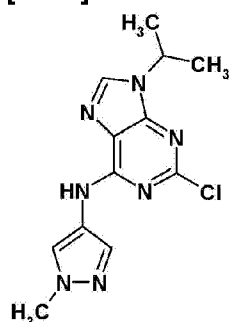
Example 2 (Scheme A): Preparation of N-((3*R*,4*R*)-4-fluoro-1-(9-isopropyl-6-((1-methyl-1*H*-pyrazol-4-yl)amino)-9H-purin-2-yl)pyrrolidin-3-yl)acrylamide

[0365]



Step 1: Preparation of 2-chloro-9-isopropyl-N-(1-methyl-1H-pyrazol-4-yl)-9H-purin-6-amine

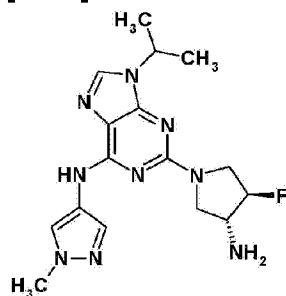
[0366]



[0367] 2,6-Dichloro-9-isopropyl-9H-purine (1.16 g, 5 mmol), as prepared in step 1 of Example 1, was mixed with 4-amino-1-methylpyrazole (1.02 g, 10 mmol) and DIPEA (1.74 mL, 10 mmol) in nBuOH (33 mL) and was stirred and heated at 100 °C (block temperature) for 1 hr. The reaction was cooled, and the volatiles were removed under vacuum to give a dark residue. Ethyl acetate (120 mL) was added and the mixture was washed with sat. aq. NaHCO₃ (3 x 30 mL), dried over Na₂SO₄ and evaporated to give a dark residue. This residue was dissolved in ethyl acetate, passed through a thin pad of silica gel, and eluted with 90 % ethyl acetate-10 % ammonia (7 N in methanol). The eluent was evaporated to afford the title compound as a dark solid (1.43 g, 98 % yield). ¹H NMR (400 MHz, DMSO-d₆) δ ppm 10.41 (br. s., 1 H) 8.38 (s, 1 H) 8.00 (s, 1 H) 7.68 (s, 1 H) 4.71 (quin, J=6.72 Hz, 1 H) 3.84 (s, 3 H) 1.52 (d, J=6.72 Hz, 6 H). *m/z* (APCI+) for C₁₂H₁₄ClN₇ 292.1 with Cl isotope pattern (M+H)⁺.

Step 2: Preparation of 2-((trans)-3-amino-4-fluoropyrrolidin-1-yl)-9-isopropyl-N-(1-methyl-1H-pyrazol-4-yl)-9H-purin-6-amine

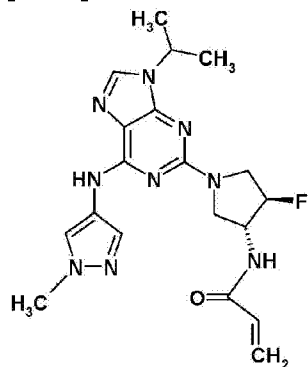
[0368]



[0369] To a solution of 2-chloro-9-isopropyl-*N*-(1-methyl-1*H*-pyrazol-4-yl)-9*H*-purin-6-amine (292 mg, 1.00 mmol) and benzyl [(3,4-*trans*)-4-fluoropyrrolidin-3-yl]carbamate (357 mg, 1.5 mmol) in *tert*-pentanol (10 mL) was added Cs₂CO₃ (1.32 g, 4 mmol). The reaction mixture was degassed with nitrogen for 2 min and then catalyst chloro(di-2-norbornylphosphino)(2-dimethylaminomethylferrocen-1-yl)palladium(II) (CAS # 614753-51-4, 60 mg, 0.1 mmol) was added. The reaction vial was capped, stirred and heated at 100 °C (block temperature) for 20 hr. Ethanol (40 mL) was added to the reaction mixture and any insoluble material was removed by filtration. The filtrate was then subjected to hydrogenation using 10 % Pd/C (120 mg) and hydrogen balloon for 20 hr. The catalyst was filtered off and the filtrate was evaporated to give a dark residue that was purified *via* flash chromatography (with gradient of 50 % ethyl acetate-50 % heptane to 100 % ethyl acetate, and then to 10 % ammonia (7 N) in methanol-90 % ethyl acetate). The fractions containing the title product were evaporated to give a crude residue, which was used in the following step.

Step 3: Preparation of *N*-((3*R*,4*R*)-4-fluoro-1-(9-isopropyl-6-((1-methyl-1*H*-pyrazol-4-yl)amino)-9*H*-purin-2-yl)pyrrolidin-3-yl)acrylamide

[0370]



[0371] Crude 2-((*trans*)-3-amino-4-fluoropyrrolidin-1-yl)-9-isopropyl-*N*-(1-methyl-1*H*-pyrazol-4-yl)-9*H*-purin-6-amine (assumed 1 mmol ca.) was partitioned between DCM (30 mL) and sat.

aq. NaHCO₃ (10 mL) and stirred vigorously. Acryloyl chloride (121 µL, 1.5 mmol) was added in one portion and the mixture stirred for 30 min. The mixture was then diluted with DCM (50 mL) and the organic layer was separated, dried over Na₂SO₄ and evaporated to give a dark residue that was subjected to chiral SFC purification to separate the two *trans* enantiomers (Chiralpak AD-H 21.2 x 250mm 5µ column. Eluted with 30 % EtOH (200 proof) in CO₂ held 38 °C at 100 bar, ~60.0 mL/min, UV detection at λ=260 nm. Peak 1(-) elutes 3.99-4.68 min. Peak 2(+) elutes 5.80-6.38 min). Yielded:

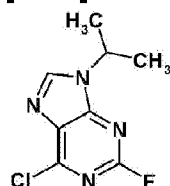
[0372] *N*-((3*R*,4*R*)-4-fluoro-1-(9-isopropyl-6-((1-methyl-1*H*-pyrazol-4-yl)amino)-9*H*-purin-2-yl)pyrrolidin-3-yl)acrylamide; (absolute stereochemistry later determined by small molecule crystallography of key intermediates), 30.26 mg, 7 % yield (in 3 steps), ~99 % ee, 90 % pure. Optical rotation: [α]_{D22} = +28.9° (c 0.09, EtOH). ¹H NMR (600 MHz, DMSO-*d*₆) δ ppm 9.65 (br. s., 1 H) 8.50 (d, *J*=6.97 Hz, 1 H) 8.00 (s, 1 H) 7.92 (s, 1 H) 7.69 (s, 1 H) 6.20 - 6.29 (m, 1 H) 6.08 - 6.18 (m, 1 H) 5.63 (d, *J*=10.82 Hz, 1 H) 5.03 - 5.25 (m, 1 H) 4.43 - 4.70 (m, 2 H) 3.88 (br. s., 2 H) 3.82 (s, 3 H) 3.70 (d, *J*=10.45 Hz, 2 H) 1.50 (d, *J*=6.42 Hz, 6 H). *m/z* (APCI+) for C₁₉H₂₄FN₉O 414.1 (M+H)⁺.

[0373] *N*-((3*S*,4*S*)-4-fluoro-1-(9-isopropyl-6-((1-methyl-1*H*-pyrazol-4-yl)amino)-9*H*-purin-2-yl)pyrrolidin-3-yl)acrylamide, 36.7 mg, 9 % yield (in 3 steps), >99 % ee, 95 % pure. Optical rotation: [α]_{D22} = -19.06° (c 0.08, EtOH). ¹H NMR (600 MHz, DMSO-*d*₆) δ ppm 9.65 (br. s., 1 H) 8.50 (d, *J*=6.42 Hz, 1 H) 8.00 (s, 1 H) 7.92 (s, 1 H) 7.69 (s, 1 H) 6.19 - 6.29 (m, 1 H) 6.11 - 6.18 (m, 1 H) 5.63 (d, *J*=11.92 Hz, 1 H) 5.08 - 5.22 (m, 1 H) 4.46 - 4.69 (m, 2 H) 3.88 (br. s., 2 H) 3.82 (s, 3 H) 3.64 - 3.79 (m, 2 H) 1.50 (d, *J*=6.79 Hz, 6 H). *m/z* (APCI+) for C₁₉H₂₄FN₉O 414.1 (M+H)⁺.

Alternative Method for Example 2 (Scheme C): Preparation of *N*-((3*R*,4*R*)-4-fluoro-1-(9-isopropyl-6-((1-methyl-1*H*-pyrazol-4-yl)amino)-9*H*-purin-2-yl)pyrrolidin-3-yl)acrylamide

Step 1: Preparation of 6-chloro-2-fluoro-9-isopropyl-9*H*-purine

[0374]

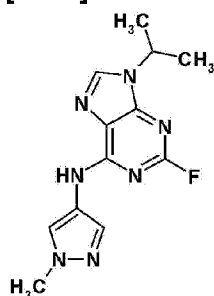


[0375] A solution of 6-chloro-2-fluoro-9*H*-purine (616 mg, 3.57 mmol) in THF (18 mL) was cooled in an ice water bath under nitrogen and iPrOH (858 mg, 14.3 mmol),

triphenylphosphine, polymer-bound (2.38 g, 7.14 mmol, ~3 mmol/g), and di-*tert*-butyl azodicarboxylate (1.730 g, 7.14 mmol) were added. The reaction mixture was allowed to warm to ambient temperature and stirred for 16 hr. The solid resin was removed and washed well with ethyl acetate (50 mL). The filtrate was concentrated down *in vacuo* to give a light yellow solid residue. This was then loaded onto silica and purified *via* flash chromatography (eluting with 30-50 % ethyl acetate in heptanes) to give the title product as a white solid (445 mg, 58 % yield). ¹H NMR (400 MHz, DMSO-*d*₆) δ ppm 8.83 (s, 1 H) 4.72 - 4.92 (m, 1 H) 1.57 (d, *J*=6.85 Hz, 6 H). *m/z* (APCI+) for C₈H₈FN₄Cl 217.10, 215.10 (M+H)⁺.

Step 2: Preparation of 2-fluoro-9-isopropyl-*N*-(1-methyl-1*H*-pyrazol-4-yl)-9*H*-purin-6-amine

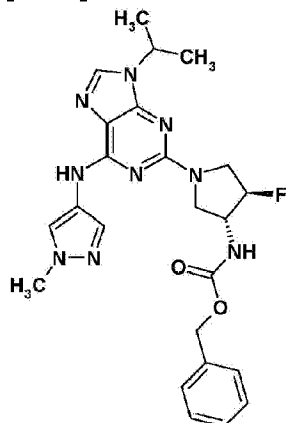
[0376]



[0377] A mixture of 6-chloro-2-fluoro-9-isopropyl-9*H*-purine (215 mg, 1 mmol), 1-methyl-1*H*-pyrazol-4-amine (116 mg, 1.2 mmol) in *n*BuOH (5 mL, 0.2 M) and DIPEA (0.7 mL, 4 mmol) was stirred at ambient temperature for 2 days. LCMS showed major title product with M+1 = 276.2 amu. This crude product was used in the following step with no isolation.

Step 3: Preparation of benzyl ((3*R*,4*R*)-4-fluoro-1-(9-isopropyl-6-((1-methyl-1*H*-pyrazol-4-yl)amino)-9*H*-purin-2-yl)pyrrolidin-3-yl)carbamate

[0378]

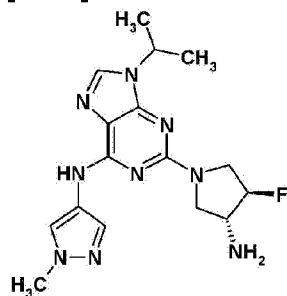


[0379] To the above solution of crude 2-fluoro-9-isopropyl-*N*-(1-methyl-1*H*-pyrazol-4-yl)-9*H*-purin-6-amine was added benzyl [(3*R*,4*R*)-4-fluoropyrrolidin-3-yl]carbamate (238 mg, 1 mmol). The resulting solution was heated at 100 °C (block temperature) and stirred for 14 hr. After cooling, the volatiles were removed and the residue was purified *via* flash chromatography (eluting with a gradient of 100 % heptane to 100 % ethyl acetate and then to 10 % ammonia (7 N in methanol-90 % ethyl acetate) to give the title compound as a light yellow solid (402 mg, 82 % yield (over 2 steps)). ¹H NMR (400 MHz, DMSO-*d*₆) δ ppm 9.62 (s, 1 H) 7.98 (s, 1 H) 7.91 (s, 1 H) 7.80 (d, *J*=5.75 Hz, 1 H) 7.71 (s, 1 H) 7.27 - 7.41 (m, 5 H) 4.98 - 5.30 (m, 3 H) 4.55 - 4.68 (m, 1 H) 4.16 - 4.34 (m, 1 H) 3.76 - 3.96 (m, 6 H) 3.64 - 3.71 (m, 1 H) 1.50 (d, *J*=6.72 Hz, 6 H). ¹⁹F NMR (376 MHz, DMSO-*d*₆) δ ppm -178.93 (br. s., 1 F). *m/z* (APCI+) for C₂₄H₂₈FN₉O₂ 494.2 (M+H)⁺. Chiral purity was determined as below (using racemic sample to compare):

[0380] Chiralcel OD-H 4.6 x 100 mm column with gradient of 5-60 % MeOH/DEA in CO₂ over 3 minutes at 120 bar, 4 mL/min. Title sample shows ~88 (2.50 min):12 (2.75 min) ratio, ~76 % ee. [α]_D²² = +15.6° (c 0.17, EtOH)

Step 4: Preparation of 2-((3*R*,4*R*)-3-amino-4-fluoropyrrolidin-1-yl)-9-isopropyl-*N*-(1-methyl-1*H*-pyrazol-4-yl)-9*H*-purin-6-amine

[0381]



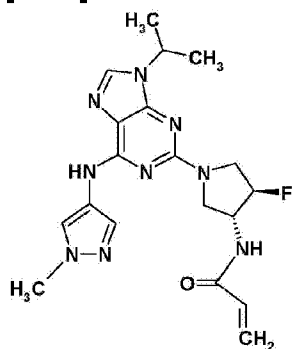
[0382] A mixture of benzyl ((3*R*,4*R*)-4-fluoro-1-(9-isopropyl-6-((1-methyl-1*H*-pyrazol-4-yl)amino)-9*H*-purin-2-yl)pyrrolidin-3-yl)carbamate (390 mg, 0.8 mmol), ammonium formate (514 mg, 8 mmol) in ethanol (20 mL) was degassed for 3 min and 10%-Pd/C (50 mg) was then added. The reaction was stirred and heated to gentle reflux for 45 min. The catalyst was removed by filtration and washed well with ethanol (40 mL). The combined liquors were concentrated to give a residue, which was taken into water (5 mL) and extracted with DCM-isopropanol (9:1, 2 x 70 mL). The combined organic extracts were washed with saturated NaHCO₃ (5 mL), dried over Na₂SO₄ and evaporated to give the title compound as a light yellow solid (272 mg, 96 % yield). ¹H NMR (400 MHz, DMSO-*d*₆) δ ppm 9.58 (s, 1 H) 8.00 (s, 2

H) 7.90 (s, 2 H) 7.73 (s, 1 H) 4.89 - 5.08 (m, 1 H) 4.56 - 4.66 (m, 1 H) 3.86 - 4.00 (m, 1 H) 3.81 - 3.85 (m, 3 H) 3.58 - 3.80 (m, 3 H) 3.53 (d, $J=11.13$ Hz, 1 H) 1.51 (d, $J=6.72$ Hz, 6 H). ^{19}F NMR (376 MHz, DMSO- d_6) δ ppm -177.42 (s, 1 F). m/z (APCI+) for $\text{C}_{16}\text{H}_{22}\text{FN}_9$ 360.2 ($\text{M}+\text{H}$) $^+$. Chiral purity was determined as below (using racemic sample to compare):

[0383] Chiralcel OD-H 4.6 x 100 mm column with gradient of 5-60 % MeOH/DEA in CO_2 over 3 min at 120 bar, 4 mL/min. Title sample showed ~86 (2.04 min) :14 (2.21 min) ratio, ~72 % ee. $[\alpha]_{\text{D}_{22}} = +4.5^\circ$ (c 0.14, EtOH).

Step 5: Preparation of *N*-((3*R*,4*R*)-4-fluoro-1-(9-isopropyl-6-((1-methyl-1*H*-pyrazol-4-yl)amino)-9*H*-purin-2-yl)pyrrolidin-3-yl)acrylamide

[0384]



[0385] A mixture of 2-((3*R*,4*R*)-3-amino-4-fluoropyrrolidin-1-yl)-9-isopropyl-*N*-(1-methyl-1*H*-pyrazol-4-yl)-9*H*-purin-6-amine (260 mg, 85 % purity, corrected 0.62 mmol) in DCM:*tert*-PentOH (20 mL: 2 mL) and sat. aq. NaHCO_3 (6 mL) was stirred at ambient temperature for 5 min. Acryloyl chloride (60 μL , 0.74 mmol, 1.2 mol eq) was added and stirring continued for 30 min. The organic layer was separated and the aqueous layer was extracted with more DCM:*tert*-PentOH (2 x 20 mL: 2 mL). The combined organic layers were dried over Na_2SO_4 and evaporated to give a residue; chiral purity was determined as below:

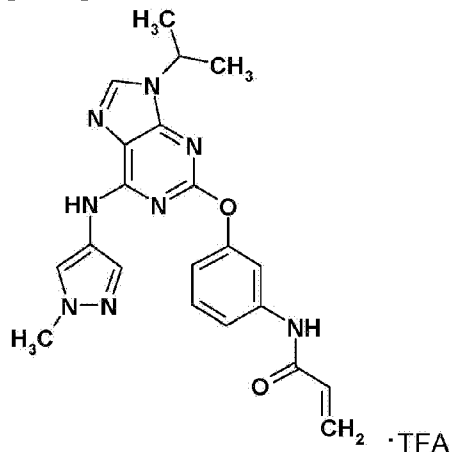
[0386] Chiralpak AD-H 4.6 x 250 mm column, 30 % EtOH at 140 bar, 3 mL/min (~80 % ee, $[\alpha]_{\text{D}_{22}} = +17.1^\circ$ (c 1.0, EtOH)).

[0387] The title product was further purified using chiral SFC (preparative method: Chiralpak AD-H (5 μ) 21.2 x 250 mm column, 36 $^\circ\text{C}$, eluted with 30 % EtOH (HPLC grade, 200 proof) in CO_2 held at 100 bar, 60.0 mL/min) to give the title compound as a white solid (124 mg, 49 % yield) at >99 % ee with optical rotation $[\alpha]_{\text{D}_{22}} = +47.8^\circ$ (c 0.13 EtOH). ^1H NMR (400 MHz, DMSO- d_6) δ ppm 9.65 (s, 1 H) 8.48 (d, $J=6.48$ Hz, 1 H) 8.00 (s, 1 H) 7.93 (s, 1 H) 7.71 (s, 1 H) 6.09 - 6.30 (m, 2 H) 5.59 - 5.66 (m, 1 H) 5.06 - 5.25 (m, 1 H) 4.63 (quin, $J=6.76$ Hz, 1 H) 4.50 (dt, $J=11.65, 5.85$ Hz, 1 H) 3.85 - 3.96 (m, 2 H) 3.83 (s, 3 H) 3.71 (d, $J=11.86$ Hz, 2 H) 1.51 (d,

$J=6.72$ Hz, 6 H). ^{19}F NMR (376 MHz, DMSO- d_6) δ ppm -177.73 (s, 1 F). m/z (APCI+) for $\text{C}_{19}\text{H}_{24}\text{FN}_9\text{O}$ 414.1 (M+H) $^+$.

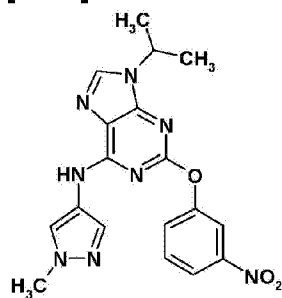
Example 3 (Scheme B): Preparation of *N*-(3-((9-isopropyl-6-((1-methyl-1*H*-pyrazol-4-yl)amino)-9*H*-purin-2-yl)oxy)phenyl)acrylamide trifluoroacetate

[0388]

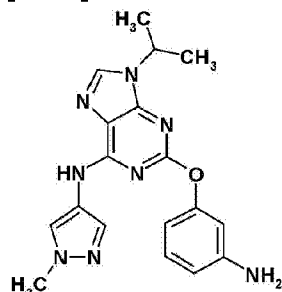


Step 1: Preparation of 9-isopropyl-*N*-(1-methyl-1*H*-pyrazol-4-yl)-2-(3-nitrophenoxy)-9*H*-purin-6-amine:

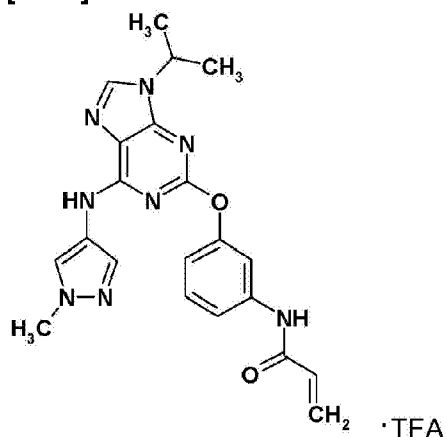
[0389]



[0390] To a solution of 3-nitro-phenol (143 mg, 1.03 mmol) in DMF (15 mL) was added sodium hydride (56 mg, 1.4 mmol) slowly and the mixture was stirred at rt for 30 min. 2-chloro-9-isopropyl-*N*-(1-methyl-1*H*-pyrazol-4-yl)-9*H*-purin-6-amine (200 mg, 0.69 mmol), as prepared in step 1 of Example 2, was added slowly. After the addition, the mixture was stirred at 110 °C overnight. The cooled reaction mixture was poured into water (100 mL) and extracted with EtOAc (2 x 30 mL). The combined organic extracts were dried over Na_2SO_4 , concentrated and the residue was purified by flash column chromatography (MeOH : EtOAc = 1:10) to give the title compound (50 mg, 18 % yield) as light yellow oil.

Step 2: Preparation of 2-(3-aminophenoxy)-9-isopropyl-*N*-(1-methyl-1*H*-pyrazol-4-yl)-9*H*-purin-6-amine**[0391]**

[0392] A mixture of 9-isopropyl-*N*-(1-methyl-1*H*-pyrazol-4-yl)-2-(3-nitrophenoxy)-9*H*-purin-6-amine (50 mg, 0.14 mmol), Fe (39 mg, 0.7 mmol), NH₄Cl (75 mg, 1.4 mmol) in EtOAc (10 mL) and water (10 mL) was stirred at rt overnight. The mixture was filtered and the filtrate was extracted with EtOAc (2 x 10 mL). The combined organic layers were dried over Na₂SO₄ and concentrated to give crude product (46 mg, 100 % yield), which was used the next step directly without further purification.

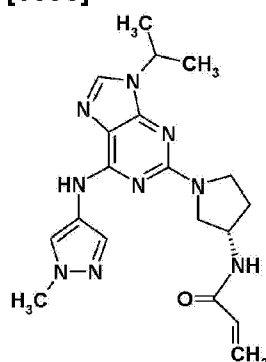
Step 3: Preparation of *N*-(3-((9-isopropyl-6-((1-methyl-1*H*-pyrazol-4-yl)amino)-9*H*-purin-2-yl)oxy)phenyl)acrylamide trifluoroacetate**[0393]**

[0394] To a solution of 2-(3-aminophenoxy)-9-isopropyl-*N*-(1-methyl-1*H*-pyrazol-4-yl)-9*H*-purin-6-amine (46 mg, 0.14 mmol) in EtOAc (10 mL) was added sat. aq. Na₂CO₃ (10 mL) and the mixture was stirred at rt for 10 min. Acryloyl chloride (15.2 mg, 0.17 mmol) was then added dropwise and the mixture was stirred at rt for 1 hr. The mixture was then extracted with EtOAc

(2 x 10 mL) and the combined organic layers were washed with water (10 mL), brine (10 mL), dried over Na₂SO₄ and concentrated. The crude product was purified by preparative HPLC to give the title compound (15 mg, 26 % yield) as a white solid. ¹H NMR (400 MHz, DMSO-*d*₆) δ ppm 10.38 (s, 1H), 10.18 (s, 1H), 8.23 (s, 1H), 7.62-7.63 (d, 2H), 7.44-7.49 (t, 2H), 7.33 (s, 1H), 7.16 (s, 1H), 6.94-6.96 (d, 1H), 6.41-6.45 (t, 1H), 6.23-6.27 (d, 1H), 5.75-5.78 (d, 1H), 4.67-4.70 (m, 1H), 3.56 (s, 3H), 1.53-1.54 (d, 6H). *m/z* for C₂₁H₂₂N₈O₂ 419.0 (M+H)⁺.

Example 4 (Scheme D): Preparation of (S)-N-(1-(9-isopropyl-6-((1-methyl-1*H*-pyrazol-4-yl)amino)-9*H*-purin-2-yl)pyrrolidin-3-yl)acrylamide

[0395]

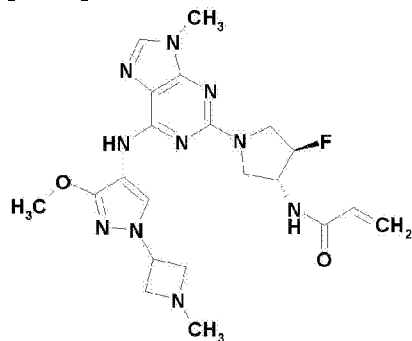


[0396] To a solution of 6-chloro-2-fluoro-9-isopropyl-9*H*-purine (200 mg, 0.932 mmol), as prepared in step 1 of the alternate method of Example 2, in *n*BuOH, (4.66 mL) was added 1-methyl-1*H*-pyrazol-4-amine (109 mg, 1.12 mmol) and DIPEA (482 mg, 3.73 mmol) and the mixture stirred at ambient temperature for 6 hr to yield crude 2-fluoro-9-isopropyl-*N*-(1-methyl-1*H*-pyrazol-4-yl)-9*H*-purin-6-amine. (S)-3-(methylsulfonyl)-*N*-(pyrrolidin-3-yl)propanamide hydrochloride (289 mg, 1.12 mmol) was then added to the reaction mixture and heated at 100 °C for 16 hr. LCMS showed unreacted intermediate so the reaction was heated at 110 °C for another 24 hr. The reaction was then cooled to ambient temperature and potassium *tert*-butoxide (3.73 mL, 3.73 mmol) was added and the resulting mixture stirred at ambient temperature for 30 min. Water was added and the reaction was extracted with DCM (3 X 50 mL), then the aqueous layer was extracted with ethyl acetate (2 x 50 mL). The combined organic layers were dried with Na₂SO₄, concentrated, loaded onto silica and purified *via* flash chromatography using 0-20 % EtOH/EtOAc to give the title compound (290 mg, 78 % yield) as a pink solid, ¹H NMR (400 MHz, DMSO-*d*₆) δ ppm 9.56 (s, 1 H) 8.38 (d, *J*=6.72 Hz, 1 H) 7.97 (s, 1 H) 7.89 (s, 1 H) 7.75 (s, 1 H) 6.20 - 6.34 (m, 1 H) 6.05 - 6.18 (m, 1 H) 5.60 (dd, *J*=10.03, 2.32 Hz, 1 H) 4.56 - 4.73 (m, 1 H) 4.43 (br. s., 1 H) 3.76 - 3.92 (m, 4 H) 3.68 (d, *J*=5.14 Hz, 2 H) 3.43 - 3.51 (m, 1 H) 2.15 - 2.28 (m, 1 H) 1.87 - 1.99 (m, 1 H) 1.51 (d, *J*=6.85 Hz, 6 H). *m/z* for C₁₉H₂₅N₉O 397.25 and 396.30 (M+H)⁺.

Example 5 (Scheme D): Preparation of *N*-((3*R*,4*R*)-4-fluoro-1-(6-((3-methoxy-1-(1-

methylazetidin-3-yl)-1H-pyrazol-4-yl)amino)-9-methyl-9H-purin-2-yl)pyrrolidin-3-yl)acrylamide

[0397]



[0398] TFA (4 mL) was added to a solution of crude *tert*-butyl 3-(4-((2-((3*R*,4*R*)-3-fluoro-4-(3-(methylsulfonyl)propanamido)pyrrolidin-1-yl)-9-methyl-9*H*-purin-6-yl)amino)-3-methoxy-1*H*-pyrazol-1-yl)azetidine-1-carboxylate (theoretical 0.63 mmol, 1.00 eq)(prepared using the general methodology exemplified in Example 4) in DCM (50 mL). After stirring for 1 hr, the reaction mixture was concentrated to dryness and used in the next step without further purification.

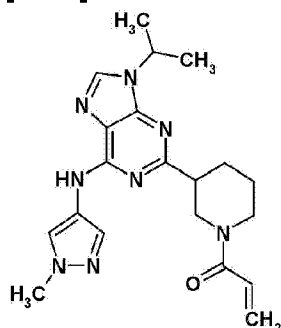
[0399] To a solution of the amine generated above in MeOH (15 mL) was added diisopropylethyl amine (300 μ L, 1.81 mmol, 2.87 eq), and aqueous formaldehyde solution (150 μ L, 2.02 mmol, 3.21 eq, 37 % by weight) and the reaction mixture was stirred at ambient temperature. After 15 min, NaBH₄ (65.0 mg, 1.72 mmol, 2.72 eq) was added and the reaction mixture was stirred for 11 hr. LCMS analysis showed the reaction was incomplete and additional portions of aqueous formaldehyde solution (500 μ L 6.73 mmol, 10.7 eq, 37 % by weight) and NaBH₄ (250 mg, 6.61 mmol, 10.5 eq) were added. After an additional 1 hr, the reaction mixture was concentrated and used in the next step without further purification.

[0400] To a stirred solution of the crude *N*-methyl azetidine generated above in THF (25 mL) was added a solution of potassium *tert*-butoxide (2.50 mL, 2.50 mmol, 3.97 eq, 1 M). After 2 hr, the reaction mixture was treated with acetic acid (200 μ L) and concentrated. The residue was suspended in DMSO, purified via reverse phase chromatography using a Xbridge Prep C18 column (250 mm x 30 mm x 5 μ m) eluting with a gradient of 5 % acetonitrile in water (0.1% HOAc) to 25% acetonitrile in water (0.1% HOAc), and lyophilized to give the title compound (53.7 mg, 16 % yield) as a white solid. ¹H NMR (400 MHz, DMSO-*d*₆) δ ppm 8.20 (br. s., 1H) 8.14 (br. s., 1H) 7.71 (br. s., 1H) 6.24 (dd, *J*=10.0, 16.0 Hz, 1H) 6.14 (d, *J*=16.0 Hz, 1H) 5.60 (d, *J*=9.3 Hz, 1H) 5.16 (d, *J*=51.0 Hz, 1H) 4.80 (br. s., 1H) 4.58 - 4.41 (m, 1H) 3.99 - 3.77 (m, 7H) 3.72 - 3.55 (m, 6H). *m/z* (APCI+) for C₂₁H₂₈FN₁₀O₂ 471.2 (M+H)⁺.

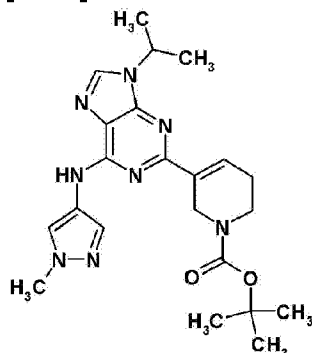
Example 6 (Scheme E): Preparation of (-)-1-(3-(9-isopropyl-6-((1-methyl-1*H*-pyrazol-4-

yl)amino)-9H-purin-2-yl)piperidin-1-yl)prop-2-en-1-one

[0401]

Step 1: Preparation of *tert*-butyl 3-(9-isopropyl-6-((1-methyl-1*H*-pyrazol-4-yl)amino)-9*H*-purin-2-yl)-5,6-dihydropyridine-1(2*H*)-carboxylate

[0402]

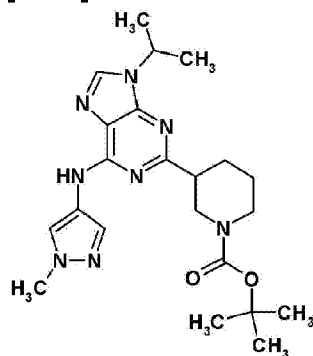


[0403] A mixture of 2-chloro-9-isopropyl-*N*-(1-methyl-1*H*-pyrazol-4-yl)-9*H*-purin-6-amine (600 mg, 2 mmol), as prepared in step 1 of Example 2, *tert*-butyl 5-(4,4,5,5-tetramethyl-1,3,2-dioxaborolan-2-yl)-3,6-dihydropyridine-1(2*H*)-carboxylate (700 mg, 2.3 mmol, 1.1 mol eq), tripotassium phosphate (1.11 g, 5.1 mmol, 2.5 mol eq), PdCl₂(dppf) (75 mg, 0.1 mmol, 0.05 mol eq) in dioxane (10 mL) and water (5 mL) was degassed, stirred and heated at 80 °C (using microwave at normal absorption level) for 30 min. The reaction was then diluted with ethyl acetate (120 mL), washed with brine (20 mL), dried over Na₂SO₄ and evaporated to give a residue that was purified *via* flash chromatography with gradients from 50 % ethyl acetate-50 % heptane to 100 % ethyl acetate and then to 10 % ammonia (7 N in methanol)-90 % ethyl acetate to give the title product as a red solid (901 mg, 100 % yield). ¹H NMR (400 MHz, DMSO-*d*₆) δ ppm 9.89 (s, 1 H) 8.29 (s, 1 H) 8.00 (br. s., 1 H) 7.79 (br. s., 1 H) 7.22 (br. s., 1 H) 4.77 (dt, *J*=13.39, 6.76 Hz, 1 H) 4.45 (br. s., 2 H) 3.84 (s, 3 H) 3.50 (t, *J*=5.38 Hz, 2 H) 2.36 (d, *J*=3.18 Hz, 2 H) 1.57 (d, *J*=6.72 Hz, 6 H) 1.44 (s, 9 H). *m/z* (APCI+) for C₂₂H₃₉N₃O₂ 439.3

(M+H)⁺.

Step 2: Preparation of *tert*-butyl 3-(9-isopropyl-6-((1-methyl-1*H*-pyrazol-4-yl)amino)-9*H*-purin-2-yl)piperidine-1-carboxylate

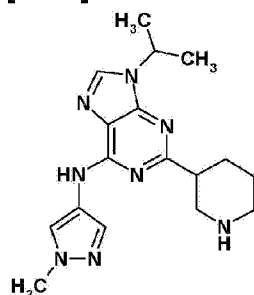
[0404]



[0405] A solution of *tert*-butyl 3-(9-isopropyl-6-((1-methyl-1*H*-pyrazol-4-yl)amino)-9*H*-purin-2-yl)-5,6-dihydropyridine-1(2*H*)-carboxylate (821 mg, 1.87 mmol) in ethanol (35 mL) was degassed with nitrogen and to this was added 10 %-Pd/C (150 mg), and ammonium formate (650 mg, 10 mmol). The resulting mixture was stirred and heated at 60 °C for 3 hr. The reaction was cooled to ambient temperature and the catalyst was removed by filtration. The filtrate was evaporated to give a residue, which was taken into ethyl acetate (100 mL) and the solution washed with water (30 mL), brine (30 mL), dried over Na₂SO₄ and evaporated to give a residue that was purified *via* flash chromatography with a gradient from 100 % heptane to 100 % ethyl acetate to afford the title compound (620 mg), which was used in the following step.

Step 3: Preparation of 9-isopropyl-*N*-(1-methyl-1*H*-pyrazol-4-yl)-2-(piperidin-3-yl)-9*H*-purin-6-amine

[0406]

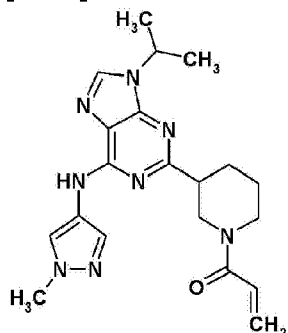


[0407] To a solution of *tert*-butyl 3-(9-isopropyl-6-((1-methyl-1*H*-pyrazol-4-yl)amino)-9*H*-purin-

2-yl)piperidine-1-carboxylate (620 mg) in DCM (15 mL) was added TFA (1.2 mL). The resulting solution was stirred at ambient temperature for 1 hr. The volatiles were removed to give the crude title compound that was used in the next step without further purification.

Step 4: Preparation of (-)-1-(3-(9-isopropyl-6-((1-methyl-1H-pyrazol-4-yl)amino)-9H-purin-2-yl)piperidin-1-yl)prop-2-en-1-one

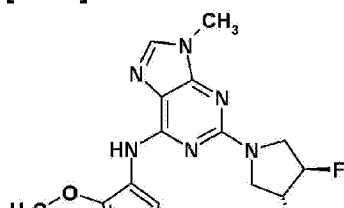
[0408]

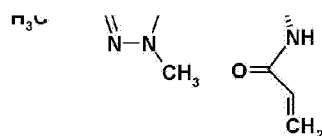


[0409] To 9-isopropyl-*N*-(1-methyl-1H-pyrazol-4-yl)-2-(piperidin-3-yl)-9H-purin-6-amine from the previous reaction was added sat. aq. NaHCO₃ (12 mL) and ethyl acetate (30 mL). The mixture was stirred for 10 min, and acryloyl chloride (148 μ L, 1.8 mmol) was added and stirred at ambient temperature for 15 min. The organic layer was separated, and the aqueous layer was extracted with ethyl acetate (30 mL). The combined organics were dried over Na₂SO₄ and evaporated to give a foamy solid (600 mg) that was subjected to chiral SFC purification to separate the two enantiomers (Chiralcel OJ-H 4.6 x 250 mm column, 20 % EtOH, 140 bar, 3.0 mL/min). Peak 1(+) eluted at 3.18 min. Peak 2 (-) as the title product eluted at 5.03 min) (86.4 mg, ~98 % ee, 16 % yield in 3 steps). $[\alpha]_{D22} = -76.0^\circ$ (c 0.14, EtOH). ¹H NMR (700 MHz, DMSO-*d*₆) δ ppm 9.87 (br. s., 1 H) 8.28 (br. s., 1 H) 7.96 - 8.13 (m, 1 H) 7.74 (d, J=7.26 Hz, 1 H) 6.76 - 6.91 (m, 1 H) 5.99 - 6.17 (m, 1 H) 5.53 - 5.75 (m, 1 H) 4.69 - 4.84 (m, 2 H) 4.03 - 4.30 (m, 2 H) 3.84 (s, 3 H) 2.74 - 3.02 (m, 2 H) 2.11 - 2.28 (m, 1 H) 1.75 - 2.01 (m, 2 H) 1.54 (d, J=2.64 Hz, 7 H). *m/z* (APCI+) for C₂₀H₂₆N₈O 395.1 (M+H)⁺.

Example 7 (Scheme F): Preparation of *N*-((3*R*,4*R*)-4-fluoro-1-(6-((3-methoxy-1-methyl-1H-pyrazol-4-yl)amino)-9-methyl-9H-purin-2-yl)pyrrolidin-3-yl)acrylamide

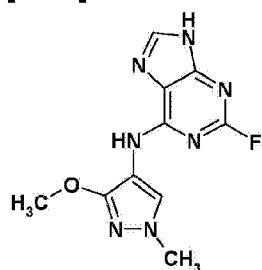
[0410]





Step 1: Preparation of 2-fluoro-*N*-(3-methoxy-1-methyl-1*H*-pyrazol-4-yl)-9*H*-purin-6-amine

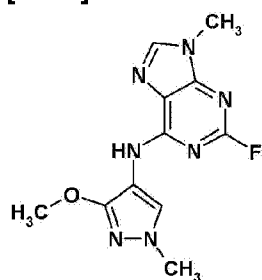
[0411]



[0412] A suspension of 6-chloro-2-fluoro-9*H*-purine (5.49 g, 31.8 mmol, 1.00 eq), 3-methoxy-1-methyl-1*H*-pyrazol-4-amine hydrochloride (6.60 g, 40.34 mmol, 1.26 eq), and *N,N*-diisopropylethylamine (16.6 mL, 95.5 mmol, 3.00 eq) in DMSO (31.8 mL) was stirred at ambient temperature for 19 hr. The reaction mixture was then concentrated *in vacuo* at 50 °C, poured into water (250 mL), and stirred vigorously at 0 °C for 1 hr. The resulting solids were filtered off, washed with ice cold water (20 mL), and dried for 16 hr at 50 °C to give the title compound (7.26 g, 87 % yield, 96 % purity) as a light yellow solid. ¹H NMR (400 MHz, DMSO-*d*₆) δ ppm 13.03 (br. s., 1 H) 9.21 (br. s., 1 H) 8.18 (br. s., 1 H) 7.74 (br. s., 1 H) 3.81 (br. s., 3 H) 3.71 (s, 3 H). *m/z* (APCI+) for C₁₀H₁₁FN₇O 264.2 (M+H)⁺.

Step 2: Preparation of 2-fluoro-*N*-(3-methoxy-1-methyl-1*H*-pyrazol-4-yl)-9-methyl-9*H*-purin-6-amine

[0413]

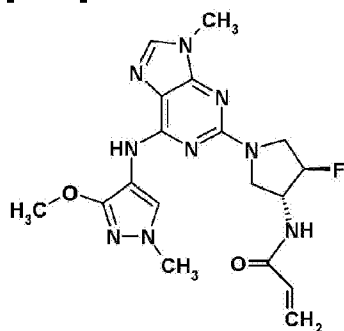


[0414] To a vigorously stirred suspension of 2-fluoro-*N*-(3-methoxy-1-methyl-1*H*-pyrazol-4-

yl)-9H-purin-6-amine (7.25 g, 27.5 mmol, 1.00 eq) and potassium carbonate (7.61 g, 55.1 mmol, 2.00 eq) in 1,4-dioxane (92.0 mL), was added dimethyl sulfate (2.90 mL, 30.3 mmol, 1.10 eq) in a dropwise manner over 3 min. After 4 hr, additional portions of 1,4-dioxane (50.0 mL), potassium carbonate (3.80 g, 27.5 mmol, 1.00 eq), and dimethyl sulfate (1.00 mL, 10.4 mmol, 0.30 eq) were added to the reaction mixture. After a further 16 hr, the reaction mixture was concentrated *in vacuo*, diluted with water (120 mL), and stirred at ambient temperature for 1 hr. The resulting solids were filtered, washed with water (20 mL), and dried for 16 hr at 60 °C to give the title compound (6.42 g, 84 % yield, >95 % purity) as a light yellow solid. ¹H NMR (400 MHz, DMSO-d₆) δ ppm 9.23 (br. s., 1 H) 8.13 (br. s., 1 H) 7.67 (s, 1 H) 3.78 (s, 3 H) 3.70 (s, 3 H) 3.69 (br. s., 3 H). *m/z* (APCI+) for C₁₁H₁₃FN₇O 278.2 (M+H)⁺.

Step 3: Preparation of *N*-((3*R*,4*R*)-4-fluoro-1-(6-((3-methoxy-1-methyl-1*H*-pyrazol-4-yl)amino)-9-methyl-9*H*-purin-2-yl)pyrrolidin-3-yl)acrylamide

[0415]

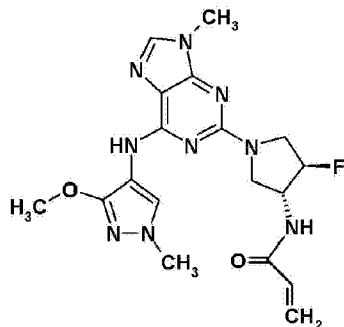


[0416] To a stirred suspension of 2-fluoro-*N*-(3-methoxy-1-methyl-1*H*-pyrazol-4-yl)-9-methyl-9*H*-purin-6-amine (554 mg, 2.00 mmol, 1.00 eq) and *N*-((3*R*,4*R*)-4-fluoropyrrolidin-3-yl)-3-(methylsulfonyl)propanamide (500 mg, 2.10 mmol, 1.05 eq) in DMSO (4.2 mL) was added *N,N*-diisopropylethylamine (0.83 mL, 5.00 mmol, 2.50 eq). The reaction mixture was then heated at 100 °C for 16 hr, cooled to ambient temperature, diluted with THF (4 mL), and treated with potassium *tert*-butoxide (4.00 mL, 1 M in THF, 2.00 eq). After 1 hr, an additional portion of potassium *tert*-butoxide (0.50 mL, 1 M in THF, 0.25 eq) was added to the reaction mixture. After a further 1 hr, the reaction mixture was poured into phosphate buffer (50 mL, pH = 7) and water (50 mL), and extracted with ethyl acetate (5 x 40 mL). The combined organic layers were combined, dried (Na₂SO₄), and concentrated under reduced pressure. This crude product was then dissolved in ethyl acetate (40 mL) at 60 °C and then treated with heptanes (20 mL), at which point the solution became cloudy and was allowed to cool to ambient temperature and then to 0 °C. After 16 hr at 0 °C, the resulting solids were filtered and dried at ambient temperature to give the title compound (620.5 mg, 75 % yield) as a white powder. ¹H NMR (400 MHz, DMSO-d₆) δ ppm 8.44 (d, *J*=6.5 Hz, 1 H) 7.97 (s, 1 H) 7.82 (s, 1 H) 7.78 (s, 1 H) 6.23 (dd, *J*=10.0, 17.0 Hz, 1 H) 6.14 (dd, *J*=2.8, 17.0 Hz, 1 H) 5.62 (dd, *J*=2.8, 10.0 Hz, 1 H) 5.12 (d, *J*=51.0 Hz, 1 H) 4.46 (td, *J*=6.0, 11.9 Hz, 1 H) 3.88-3.6 (m, 4 H) 3.82 (s, 3 H) 3.71 (s, 3

H) 3.62 (s, 3 H). m/z (APCI+) for $C_{18}H_{23}FN_9O_2$ 416.3 (M+H)⁺.

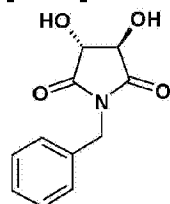
Example 7A (Scheme F): Preparation of *N*-((3*R*,4*R*)-4-fluoro-1-(6-((3-methoxy-1-methyl-1*H*-pyrazol-4-yl)amino)-9-methyl-9*H*-purin-2-yl)pyrrolidin-3-yl)acrylamide

[0417]



Preparation Step 1A: Preparation of (3*R*,4*R*)-1-benzyl-3,4-dihydropyrrolidine-2,5-dione

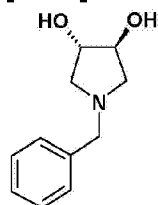
[0418]



[0419] A mixture of xylene, (1.2 L), benzylamine (120 g, 1.10 mol, 1.0 eq) and L-(+)-tartaric acid (173 g, 1.15 mol, 1.05 eq) were heated at 135 °C for 12 hr (flask jacket temperature). Upon reaction completion, the mixture was cooled to 65 °C and MeOH (120 mL, 1 vol) was added. The resulting mixture was stirred for 1 hr and the resulting suspension was cooled to 20 °C followed by the addition of EtOAc (480 mL). Stirring was continued at 10 °C for 2 hr. The crude product was isolated by filtration and washed with EtOAc (120 mL) and dried on the filter. The crude product was then taken up in MeOH (480 mL) and heated at a gentle reflux for 1 hr, then cooled to 20 °C and granulated for 1 hr. The suspension was filtered and the precipitate washed with MeOH (240 mL) and dried to give the title compound (191 g, 864 mmol, 79 %) as a white granular solid. ¹H NMR (400 MHz, DMSO-*d*₆) δ ppm 7.38 - 7.30 (m, 2 H) 7.30 - 7.22 (m, 3 H) 6.32 (br. s., 1 H) 4.59 (d, *J*=14.8 Hz, 1 H) 4.53 (d, *J*=14.8 Hz, 1 H) 4.40 (br. D., *J*=4.3 Hz, 2 H). m/z (EI+) for $C_{11}H_{11}NO_4$ 221.0 (M)⁺.

Preparation Step 2A: Preparation of (3*S*,4*S*)-1-benzylpyrrolidine-3,4-diol

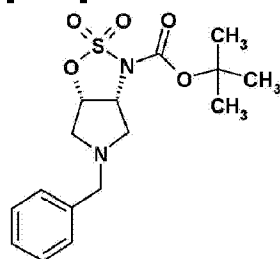
[0420]



[0421] To a mixture of (3*R*,4*R*)-1-benzyl-3,4-dihydroxypyrrolidine-2,5-dione (44 g, 199 mmol, 1.0 eq) and THF (176 mL) at 20 °C (vessel jacket temperature) was added borane-tetrahydrofuran complex (1.0 mol/L) in THF (800 mL, 800 mmol, 1.0 mol/L, 4.0 eq) at a rate to maintain the temperature between 20 °C and 25 °C. Over 1 hr, the jacket temperature was ramped to 60 °C and then held for 1 hr. Upon completion, the reaction was cooled to 30 °C and quenched by the slow dropwise addition of MeOH (97 mL, 12 eq) to the mixture at a rate to control off gassing. The reaction mixture was then heated to reflux and concentrated to a low stir volume. The reaction solvent THF was then replaced by a constant volume displacement with MeOH (total of 1.5 L). Once the THF content had been reduced to less than 1 wt %, MeOH was replaced by a constant volume displacement with EtOAc (total of 1.5 L) to reduce the MeOH content to less than 1 wt %. The total volume of EtOAc was then readjusted to about 250 mL (6 vol) and then cooled to 5 °C to crystallize the product. The desired product was isolated by filtration, washed with cold EtOAc (88 mL) and dried to give title compound (27.0 g, 140 mmol, 70 %). A second crop of product was isolated by concentration of the combined filtrate and cake wash to half volume, which was then cooled to 5 °C, filtered and washed with cold EtOAc (50 mL) to afford additional title compound (4.5 g, 23 mmol, 12 %). ¹H NMR (400 MHz, DMSO-*d*₆) δ ppm 7.33 - 7.26 (m, 4 H) 7.25 - 7.20 (m, 1 H) 4.48 (d, *J*=4.8 Hz, 2 H) 3.38 - 3.31 (m, 2 H), 3.57 (d, *J*=13.0 Hz, 1 H) 3.46 (d, *J*=13.0 Hz, 1 H) 2.74 (dd, *J*=9.4, 5.9 Hz, 2 H) 2.30 (dd, *J*=9.4, 4.4 Hz, 2 H). *m/z* (EI+) for C₁₁H₁₅NO₂ 194.2 (M+H)⁺.

Preparation Step 3A: Preparation of (3*aR*,6*aS*)- 5-benzyl-2,2-dioxo-tetrahydro-1-oxa-2λ⁶-thia-3-5-diaza-pentalene-3-carboxylic acid *t*-butyl ester

[0422]



[0423] To a 5L jacketed reactor (Reactor 1) was added 1,4-dioxane (1.8 L), (3*S*,4*S*)-1-

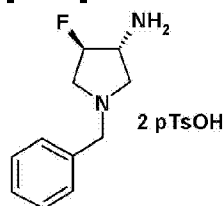
benzylpyrrolidine-3,4-diol (180 g, 0.932 mol, 1.0 eq) and TEA (792 mL, 5.68 mol, 6.1 eq) and the resulting mixture stirred at 10 °C.

[0424] To a 2L jacketed reactor (Reactor 2) was added 1,4-dioxane (1.6 L) and chlorosulfonyl isocyanate (596 g, 2.80 mol, 3.0 eq) and the resulting solution was cooled to 10 °C. A solution of *tert*-butanol (211 g, 2.85 mol, 3.05 eq) in 1,4-dioxane (180 mL) was added over 45 min while maintaining the temperature between 10 °C and 20 °C, and the resulting solution was then stirred for 15 min at 10 °C.

[0425] The solution in Reactor 2 was transferred to Reactor 1 over 50 min while controlling the internal temperature of Reactor 1 from 10 °C to 20 °C. Once the addition was complete, the jacket temperature was warmed at 20 °C and the resulting mixture was stirred for 16 hr. When UPLC analysis confirmed that the bis-alkylated intermediate was fully formed (target < 3 % mono-alkylated intermediate), the entire batch was filtered and the filtrate was sent into a clean reactor. The residual TEA-HCl cake was washed with dioxane (300 mL) and the wash was combined with the filtrate. The resulting dioxane solution was then heated to 80 °C and held for 3 hr. After sampling for reaction completion (<1% intermediate remaining), the batch was distilled (pot temp = 80 °C) under partial vacuum (400 mbar) to less than half volume. The reaction mixture was diluted with EtOAc (2 L) and washed twice with water (2 x 2 L). The mixture was then washed with 0.5 N sodium bicarbonate (2 L) and then dried over sodium sulfate (360 g, 2 wt eq) and filtered into a clean dry reactor. The EtOAc solution was concentrated under partial vacuum to about 400 mL total volume resulting in the formation of a thick slurry. The mixture was cooled to 0 °C and stirred for 1 hr and then filtered and washed with cold EtOAc (200 mL) and then dried in a vacuum oven at 40 °C to give 173 g of the title compound. A second crop of product was isolated by concentrating the filtrate and then cooling, granulating and filtering to give an additional 28.4 g of the desired product. In total, the title compound was isolated in 61% yield (201 g, 568 mmol). ¹H NMR (400 MHz, DMSO-d₆) δ ppm 7.37 - 7.29 (m, 4 H) 7.29 - 7.23 (m, 1 H) 5.36 (dd, J=7.3, 3.8 Hz, 1 H) 4.79 - 4.73 (m, 1 H) 4.48 (d, J=4.8 Hz, 2 H) 3.38 - 3.31 (m, 2 H), 3.70 (d, J=13.4 Hz, 1 H) 3.62 (d, J=13.4 Hz, 1 H) 3.13 - 2.99 (m, 2 H) 2.48 - 2.40 (m, 2 H) 1.46 (s, 9 H). *m/z* (EI+) for C₁₆H₂₂N₂O₅S 355.2 (M+H)⁺.

Preparation Step 4A: Preparation of (3*R*,4*R*)-1-benzyl-4-fluoropyrrolidin-3-amine bis-tosylate

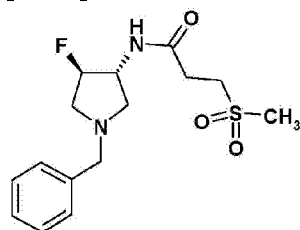
[0426]



[0427] A solution of 1M tetrabutylammonium fluoride in THF (1.27 L, 1.27 mol, 2.5 eq) and (3aR,6aS)-5-benzyl-2,2-dioxo-tetrahydro-1-oxa-2λ⁶-thia-3-5-diaza-pentalene-3-carboxylic acid *t*-butyl ester (180 g, 0.508 mol, 1.0 eq) were heated at 60 °C (jacket temperature) for 2 hr. Upon reaction completion, the mixture was partially distilled under vacuum to remove the THF. After concentration to a low stir volume, THF was displaced with EtOAc (2 X 500 mL). After again reducing to a low stir volume, EtOAc (3.6 L) and *p*-toluenesulfonic acid monohydrate (396 g, 2.10 mol, 4.1 eq) were charged and heated at 80 °C for 2 hr. The mixture was cooled to 10 °C over 1.5 hr and then granulated at 10 °C for 2 hr. The solid product was filtered and washed with EtOAc (2 X 900 mL) and dried at 50 °C in a vacuum oven for 12 hr. The title compound was isolated as an air stable crystalline solid in 83% yield (231 g, 419 mmol). ¹H NMR (400 MHz, D₂O) δ ppm 7.69 - 7.61 (m, 4 H) 7.56 - 7.42 (m, 5 H) 7.36 - 7.29 (m, 4 H) 5.65 - 5.49 (m, 1 H) 4.47 (br. s., 2 H) 4.37 - 4.23 (m, 1 H) 4.15 (ddd, J=12.8, 8.2, 1.4 Hz, 1 H) 3.88 (dd, J=19.1, 1.2 Hz, 1 H), 3.74 (ddd, J=33.2, 14.0, 5.5 Hz, 1 H) 3.44 (dd, J=12.8, 8.2 Hz, 1 H) 2.34 (s, 6 H). *m/z* (EI+) for C₁₁H₁₅FN₂ 194.8 (M+H)⁺.

Preparation **Step** **5A:** ***N*-((3*R*,4*R*)-1-benzyl-4-fluoropyrrolidin-3-yl)-3-(methylsulfonyl)propanamide**

[0428]

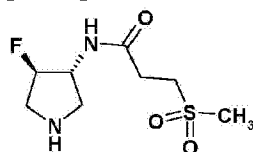


[0429] A suspension of 1,1'-carbonyldiimidazole (73.0 g, 441 mmol, 1.1 eq) in acetonitrile (3.3 L) was stirred at 20 °C until a clear solution was obtained. 3-(methylsulfonyl)propanoic acid (67.0 g, 440 mmol, 1.1 eq) was then added and the mixture was stirred at 25 °C for 3 hr. (3*R*,4*R*)-1-benzyl-4-fluoropyrrolidin-3-amine bis-tosylate (220 g, 400 mmol, 1.0 eq) was added and the mixture was stirred at 25 °C for 16 hr resulting in a fine white slurry. The solids were filtered off and the byproduct cake washed with acetonitrile (600 mL). The acetonitrile solution was then concentrated to a low stir volume and then taken up in EtOAc (2.0 L) and washed with 1 N aqueous sodium bicarbonate (1.3 L). The aqueous layer was back extracted with EtOAc (500 mL) and the combined EtOAc layers were washed with water (1.0 L). The resulting EtOAc solution was distilled to remove about 2.0 L of distillate and then displaced with 2-propanol under atmospheric conditions until the internal temperature rose to 78 °C while maintaining a total volume of 2 L. The batch was then cooled to 20 °C and granulated at 20 °C for 12 hr resulting in product crystallization. The desired product was isolated by filtration and the cake washed with 2-propanol (600 mL), then dried in an oven at 40 °C under reduced pressure for 12 hr. The title compound (108 g, 308 mmol) was isolated in 77% yield. ¹H NMR

(400 MHz, DMSO-d₆) δ ppm 8.36 (br.d., J=7.0 Hz, 1 H) 7.37 - 7.29 (m, 4 H) 7.29 - 7.23 (m, 1 H) 4.90 (ddt, J=53.4, 5.3, 2 X 1.7 Hz, 1 H) 4.25 (dddd, J=26.4, 13.9, 7.0, 1.4 Hz, 1 H) 3.61 (d, J=13.2 Hz, 1 H) 3.57 (d, J=13.2 Hz, 1 H) 3.36 - 3.28 (m, 2 H) 3.03 (dd, J=9.3, 7.5 Hz, 1 H) 2.97 (s, 3 H) 2.80 (dd, J=24.0, 11.6 Hz, 1 H) 2.66 (ddd, J=30.6, 11.6, 5.3 Hz, 1 H) 2.57 (td, 2 X 7.7, 1.4 Hz, 2 H) 2.18 (dd, J=9.4, 6.7 Hz, 1 H). m/z (EI⁺) for C₁₅H₂₁FN₂O₃S 329.7 (M+H)⁺.

Preparation Step 6A: *N*-((3*R*,4*R*)-4-fluoropyrrolidin-3-yl)-3-(methylsulfonyl)propanamide

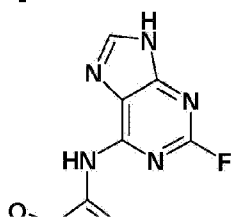
[0430]

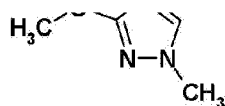


[0431] To a Parr reactor was added *N*-((3*R*,4*R*)-1-benzyl-4-fluoropyrrolidin-3-yl)-3-(methylsulfonyl)propanamide (86.5 g, 263 mmol, 1.0 eq), palladium hydroxide (20 % on carbon, 2.59 g, 3.69 mmol, 3 wt/wt%) and MeOH (430 mL). The reactor was purged three times with nitrogen (50 psi) and then purged three times with hydrogen (20 psi). The reactor was heated at 50 °C and then pressurized to 50 psi while stirring at 1200 rpm. The material was hydrogenated for 7 hr and then cooled to 20 °C and purged with nitrogen. The mixture was filtered to remove the catalyst and the cake was washed with MeOH (173 mL). The combined filtrate and wash were concentrated to about 200 mL followed by addition of MTBE (200 mL) and then concentrated to a low stir volume. Additional MTBE (200 mL) was added and the resulting slurry granulated at 20 °C for 16 hr. The desired product was isolated by filtration, washed with MTBE (300 mL) and then dried in an oven at 40 °C for 12 hr. The title compound was isolated in 90 % yield (53.3 g, 224 mmol) as a white crystalline solid. ¹H NMR (400 MHz, DMSO-d₆) δ ppm 8.15 (br. d., J=6.8 Hz, 1 H) 4.96 - 4.78 (m, 1 H) 4.14 - 4.01 (m, 1 H) 3.32 (dd, J=8.0, 7.3 Hz, 2 H) 3.13 (dd, J=11.8, 6.8 Hz, 1 H) 3.01 - 2.93 (m, 1 H) 2.98 (s, 3 H) 2.88 (d, J=3.0 Hz, 1 H) 2.60 (br. s., 1 H) 2.57 - 2.52 (m, 3 H). m/z (EI⁺) for C₈H₁₅FN₂O₃S 239.1 (M+H)⁺.

Step 1: Preparation of 2-fluoro-*N*-(3-methoxy-1-methyl-1*H*-pyrazol-4-yl)-9*H*-purin-6-amine

[0432]

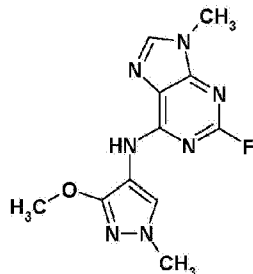




[0433] A suspension of 6-chloro-2-fluoro-9*H*-purine (88% potency, 5.90 kg, 30.20 mol, 1.00 eq), 3-methoxy-1-methyl-1*H*-pyrazol-4-amine hydrochloride (98% potency, 5.55 kg, 33.22 mol, 1.10 eq), and sodium bicarbonate (10.1 kg, 120.81 mol, 4.00 eq) in EtOAc (106 L) was stirred at 50 °C for 12 hr. The reaction mixture was then cooled to 20 °C, granulated for 1 hr, filtered, and the solids were washed with EtOAc (18 L) and dried on the filter. The crude product was charged back into the reactor and suspended in water (106 L) and stirred at 35 °C for 2 hr. The resulting slurry was cooled to 20 °C and the desired product was isolated by filtration and the cake was washed with water (30 L) and then with EtOAc (30 L) and dried for 16 hr at 50 °C to give the title compound (6.26 kg, 23.8 mol, 79 % yield) as a light yellow solid. ¹H NMR (400 MHz, DMSO-*d*₆) δ ppm 13.03 (br. s., 1 H) 9.21 (br. s., 1 H) 8.18 (br. s., 1 H) 7.74 (br. s., 1 H) 3.81 (br. s., 3 H) 3.71 (s, 3 H). *m/z* (APCI+) for C₁₀H₁₁FN₇O 264.2 (M+H)⁺.

Step 2: Preparation of 2-fluoro-*N*-(3-methoxy-1-methyl-1*H*-pyrazol-4-yl)-9-methyl-9*H*-purin-6-amine

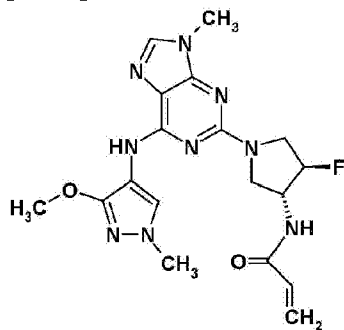
[0434]



[0435] To a 100 L reactor fitted with a caustic scrubber was added 2-methyltetrahydrofuran (44.0 L), 2-fluoro-*N*-(3-methoxy-1-methyl-1*H*-pyrazol-4-yl)-9*H*-purin-6-amine (2.20 kg, 8.36 mol, 1.00 eq) and potassium phosphate tribasic (7.10 kg, 33.43 mol mmol, 4.00 eq). The resulting mixture was stirred at 5 °C and dimethyl sulfate (1.42 kg, 11.28 mol, 1.35 eq) was added and the resulting mixture was stirred at 5 °C for 1 hr. The reaction was warmed from 5 °C to 15 °C over 2 hr and then held at 15 °C for 20 hr. The reaction mixture was cooled to 5 °C and quenched with water (44.0 L) while maintaining the internal temperature below 10 °C. The mixture was then heated at 50 °C for 2 hr and then cooled to 10 °C and granulated for 2 hr. The product was isolated by filtration and washed with water (11.0 L) and then with 2-methyltetrahydrofuran (11.0 L). The cake was dried under vacuum at 40 °C for 8 hr to give the title compound (1.99 kg, 7.18 mol, 86 % yield) as an off white solid. ¹H NMR (400 MHz, DMSO-*d*₆) δ ppm 9.23 (br. s., 1 H) 8.13 (br. s., 1 H) 7.67 (s, 1 H) 3.78 (s, 3 H) 3.70 (s, 3 H) 3.69 (br. s., 3 H). *m/z* (APCI+) for C₁₁H₁₃FN₇O 278.2 (M+H)⁺.

Step 3: Preparation of *N*-((3*R*,4*R*)-4-fluoro-1-(6-((3-methoxy-1-methyl-1*H*-pyrazol-4-yl)amino)-9-methyl-9*H*-purin-2-yl)pyrrolidin-3-yl)acrylamide

[0436]

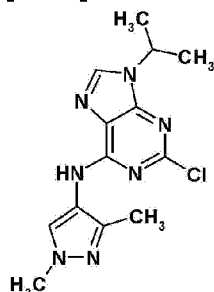


[0437] To a 200 L Hastelloy reactor heated to 40 °C was added sulfolane (22.4 L) and *N*-((3*R*,4*R*)-4-fluoropyrrolidin-3-yl)-3-(methylsulfonyl)propanamide (4.03 kg, 16.9 mol, 1.05 eq) and stirred the resulting mixture until all solids were dissolved. To this solution was added 2-fluoro-*N*-(3-methoxy-1-methyl-1*H*-pyrazol-4-yl)-9-methyl-9*H*-purin-6-amine (4.47 kg, 16.1 mol, 1.00 eq) and *N,N*-diisopropylethylamine (8.50 L, 48.7 mol, 3.0 eq) and the mixture heated at 115 °C for 16 hr. The reaction mixture was cooled to 30 °C, and a solution of potassium hydroxide (2.26 kg, 40.3 mol, 2.5 eq) in water (44.7 L) was added. After stirring for 4 hr, the reaction mixture was cooled to 20 °C, water (44.7 L) was added and the resulting mixture granulated for 12 hr. The crude product was isolated on a Nutsche filter and washed with water (27 L) and then dried under nitrogen on the filter. The reactor was cleaned and then charged with water (35.8 L) and acetone (53.6 L). The crude product cake was charged back into the reactor and heated to 60 °C until all of the solids had dissolved. The batch was then cooled to 40 °C and then transferred into a speck free 100 L reactor via an in-line 10 µm filter. The 200 L reactor, line and filter were rinsed with acetone (5 L) and sent into the 100 L reactor. The batch was concentrated with the jacket temperature set at 70 °C under partial vacuum until the acetone content reduced to 5 wt %, as determined by gas chromatography head space. The batch was then cooled to 20 °C and granulated for 4 hr. The product was filtered, washed with water (18 L) and dried in a vacuum oven at 55 °C for 8 hr. The title compound (3.942 kg, 9.49 mol, 59 %) was isolated as a white crystalline solid. ¹H NMR (400 MHz, DMSO-*d*₆) δ ppm 8.44 (d, *J*=6.5 Hz, 1 H) 7.97 (s, 1 H) 7.82 (s, 1 H) 7.78 (s, 1 H) 6.23 (dd, *J*=10.0, 17.0 Hz, 1 H) 6.14 (dd, *J*=2.8, 17.0 Hz, 1 H) 5.62 (dd, *J*=2.8, 10.0 Hz, 1 H) 5.12 (d, *J*=51.0 Hz, 1 H) 4.46 (td, *J*=6.0, 11.9 Hz, 1 H) 3.88-3.6 (m, 4 H) 3.82 (s, 3 H) 3.71 (s, 3 H) 3.62 (s, 3 H). *m/z* (APCI+) for C₁₈H₂₃FN₉O₂ 416.3 (M+H)⁺.

Alternative conditions for above general Schemes:

Scheme A: Acid mediated S_NAr with HCl salt. Preparation of 2-chloro-*N*-(1,3-dimethyl-1*H*-pyrazol-4-yl)-9-isopropyl-9*H*-purin-6-amine

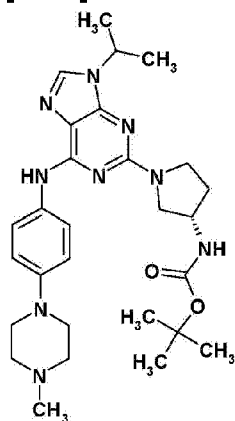
[0438]



[0439] To a solution of 2,6-dichloro-9-isopropyl-9*H*-purine (421 mg, 1.82 mmol), as prepared in step 1 of Example 1, in iPrOH (9 mL) in a 20 mL microwave vessel was added 1,3-dimethyl-1*H*-pyrazol-4-amine hydrochloride (300 mg, 2.19 mmol) and the mixture was heated in the microwave at 130 °C for 1.5 hr. The white precipitate formed in the reaction vial was collected to give the title compound (424 mg, 72 % yield). ¹H NMR (400 MHz, DMSO-*d*₆) δ ppm 9.87 (br. s., 1 H) 8.65 (br. s., 1 H) 7.82 (s, 1 H) 4.62 - 4.85 (m, 1 H) 3.79 (s, 3 H) 2.12 (s, 3 H) 1.53 (d, *J*=6.72 Hz, 6 H). *m/z* (APCI+) for C₁₃H₁₆ClN₇ 306.2 (M+H)⁺.

Scheme A: Base mediated S_NAr. Preparation of (*S*)-*tert*-butyl (1-(9-isopropyl-6-((4-(4-methylpiperazin-1-yl)phenyl)amino)-9*H*-purin-2-yl)pyrrolidin-3-yl)carbamate

[0440]



[0441] A mixture of 2-chloro-9-isopropyl-*N*-(4-(4-methylpiperazin-1-yl)phenyl)-9*H*-purin-6-amine (200 mg, 0.52 mmol), as prepared in step 2 of Example 1, and (*S*)-*tert*-butyl pyrrolidin-3-ylcarbamate (290 g, 1.56 mmol) in nBuOH (10 mL) in a sealed tube was stirred at 120 °C for

48 hr. TLC ($\text{CH}_2\text{Cl}_2/\text{MeOH} = 10/1$) showed that some of the starting material remained. The reaction mixture was concentrated in vacuum to give the crude product, which was purified by flash chromatography ($\text{CH}_2\text{Cl}_2/\text{MeOH} = 50/1$ to $10/1$) to afford the title compound (250 mg, 90 % yield) as a brown gum.

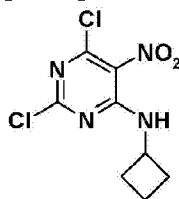
Preparation 1: Preparation of 2,6-dichloro-9-cyclobutyl-9H-purine

[0442]



Step 1: Preparation of 2,6-dichloro-N-cyclobutyl-5-nitropyrimidin-4-amine

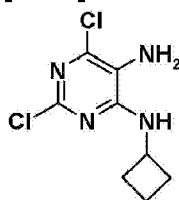
[0443]



[0444] Cyclobutanamine (0.485 mL, 5.68 mmol) in iPrOH (20 mL) was added to a solution of 2,4,6-trichloro-5-nitropyrimidine (1.29 g, 5.65 mmol) in iPrOH (40 mL) at $-78\text{ }^{\circ}\text{C}$ dropwise *via* addition funnel. After complete addition, the mixture was allowed to warm to rt over 30 min, then DIEA (0.940 mL, 5.66 mmol) was added and the mixture stirred at rt for 10 min. The solvent was removed under reduced pressure and dried to give the title compound as a pale yellow oil which was used without purification.

Step 2: Preparation of 2,6-dichloro-N-cyclobutylpyrimidine-4,5-diamine

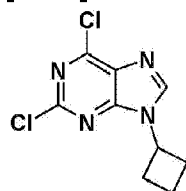
[0445]



[0446] Fe powder (631 mg, 11.3 mmol) was added to a solution of 2,6-dichloro-*N*-cyclobutyl-5-nitropyrimidin-4-amine (crude, 5.65 mmol) in HOAc (5 mL) and the mixture was stirred at rt for 30 min. The mixture was filtered through Celite® and the volatiles were removed under reduced pressure. The resulting residue was diluted with EtOAc (80 mL) and washed with water (80 mL), sat. NaHCO₃ (80 mL) and brine (80 mL). The organic layer was dried over Na₂SO₄ and concentrated to give the title compound as a brown oil which was used without purification. *m/z* (APCI+) for C₈H₁₀Cl₂N₄ 233.15/235.10 (M+H)⁺.

Step 3: Preparation of 2,6-dichloro-9-cyclobutyl-9H-purine

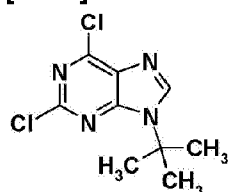
[0447]



[0448] 2,6-Dichloro-*N*⁴-cyclobutylpyrimidine-4,5-diamine (crude, 5.65 mmol) in diethoxymethyl acetate (8 mL) was stirred and heated at 80 °C for 16 hr. The mixture was cooled to rt, diluted with EtOAc (80 mL) and washed with water (80 mL), sat. NaHCO₃ (80 mL) and brine (80 mL). The organic layer was dried over Na₂SO₄ and concentrated. The crude product was purified *via* flash chromatography eluting with 20-50 % EtOAc/heptanes to give the title compound as an off-white solid (727 mg, 53 % yield). ¹H NMR (400 MHz, DMSO-*d*₆) δ ppm 8.95 (1 H, s) 5.07 (1 H, quin, *J*=8.56 Hz) 2.59 - 2.77 (2 H, m) 2.42 - 2.50 (2 H, m) 1.71 - 1.96 (2 H, m); *m/z* (APCI+) for C₉H₈Cl₂N₄ 243.10 (M+H)⁺.

Preparation 2: Preparation of 9-(*tert*-butyl)-2,6-dichloro-9H-purine

[0449]

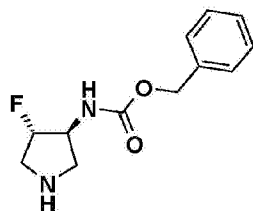


[0450] To a suspension of 2,6-dichloro-9H-purine (8.00 g, 40 mmol, 1.00 eq) and Na₂SO₄ (96.2 g, 677 mmol, 16.0 eq) in *tert*-butanol (380 mL) was added concentrated H₂SO₄ (11.3 mL,

211 mmol, 5 eq). The reaction mixture was heated at 120 °C with vigorous stirring under a reflux condenser [**Caution:** Gas evolution]. During the following 10 hr, additional H₂SO₄ (26 mL), Na₂SO₄ (75 g), and *tert*-butanol (350 mL) were added to the reaction mixture in several portions. After a further 6 hr of heating, the reaction mixture was cooled to ambient temperature, quenched with NaHCO₃(s) added portionwise [**Caution:** Gas evolution], and diluted with water (300 mL) and EtOAc (300 mL). The layers were separated and the aqueous layer was further extracted with EtOAc (2 x 300 mL). The combined organics were washed with sat. aq. NaHCO₃ and brine, dried (Na₂SO₄), and concentrated under reduced pressure. The crude reaction mixture was purified *via* flash chromatography eluting with a gradient of 0 - 50 % EtOAc in heptane to give the title compound (4.09 g, 40 % yield) as a white solid. ¹H NMR (400 MHz, DMSO-d₆) δ ppm 8.73 (s, 1H) 1.73 (s, 9H). *m/z* (APCI+) for C₉H₁₀Cl₂N₄ 245.1/247.1 (M+H)⁺.

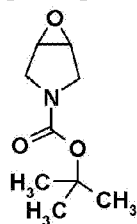
Preparation 3: Preparation of benzyl [(3,4-*trans*)-4-fluoropyrrolidin-3-yl]carbamate

[0451]

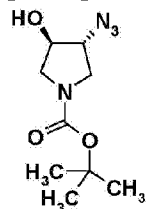


Step 1: Preparation of *tert*-butyl 6-oxa-3-azabicyclo[3.1.0]hexane-3-carboxylate

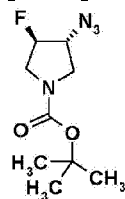
[0452]



[0453] To a stirred solution of *tert*-butyl 2,5-dihydro-1*H*-pyrrole-1-carboxylate (130 g, 0.77 mol) in CH₂Cl₂ (0.8 L) was added mCPBA (233 g, 1.15 mol) portion wise at 5 °C. After addition, the resulting mixture was warmed to rt and stirred overnight. The resulting solid was filtered off and the filtrate was washed with sat. aq. Na₂SO₃ to pH=7-8, then washed with sat. aq. NaHCO₃ (3 x 200 mL) and brine (0.2 L). The organic layer was concentrated and the residue was distilled under reduced pressure to give the title compound (110 g, 77 % yield) as a light yellow liquid. Used as is in the next step.

Step 2: Preparation of (*trans*)-*tert*-butyl 3-azido-4-hydroxypyrrolidine-1-carboxylate**[0454]**

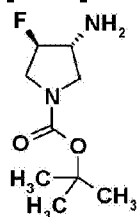
[0455] To a stirred solution of *tert*-butyl 6-oxa-3-azabicyclo[3.1.0]hexane-3-carboxylate (110 g, 0.595 mol) in MeOH/water (1200 mL/200 mL) were added NaN₃ (77.6 g, 1.19 mol) and NH₄Cl (32 g, 0.598 mol). The resulting mixture was stirred at 60 °C overnight. NaOH (0.5 N, 200 mL) was added and the mixture was concentrated to remove MeOH. The residue was extracted with CH₂Cl₂ (3 x 400 mL) and the combined organic extracts were washed with water, brine, dried over Na₂SO₄, and then concentrated to give the title compound as a yellow liquid (quantitative yield). Used as is in next step.

Step 3: Preparation of (*trans*)-*tert*-butyl 3-azido-4-fluoropyrrolidine-1-carboxylate**[0456]**

[0457] To the solution of (*trans*)-*tert*-butyl 3-azido-4-hydroxypyrrolidine-1-carboxylate (120 g, 0.44 mol, 5/6 purity, containing DCM) in DCM (1.2 L) at -78 °C was added dropwise DAST (141 g, 0.88 mol) in DCM (200 mL). After addition, the mixture was stirred at -78 °C for 1 hr, then warmed to rt and stirred overnight. The reaction mixture was poured into sat. Na₂CO₃ (2 L) slowly then the DCM phase was washed with water (1 L), sat. NaCl and dried over Na₂SO₄. Concentrated and purified *via* flash chromatography (petroleum ether/EtOAc 20/1~10/1) to give the title compound (48 g, 48 % yield) as light yellow oil.

Step 4: Preparation of *tert*-butyl (3,4-*trans*)-3-amino-4-fluoropyrrolidine-1-carboxylate

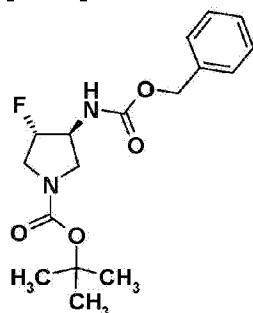
[0458]



[0459] To a stirred solution of (*trans*)-*tert*-butyl 3-azido-4-fluoropyrrolidine-1-carboxylate (45 g, 0.196 mol) in THF (0.5 L) was added PPh_3 (67.5 g, 0.25 mol) portion wise at 0-5 °C. The resulting mixture was warmed to rt and stirred for 2 hr. 50 mL of water was added and the resulting mixture was heated to reflux overnight. The reaction mixture was then cooled and concentrated to remove volatiles. The residue was diluted with EtOAc (0.2 L), and washed with sat. citric acid (200 mL). The aqueous layer was washed with EtOAc (2 x 50 mL), then adjusted pH to 7-8 with sat. aq. K_2CO_3 , and extracted with EtOAc (5 x 100 mL). The combined organic extracts were washed with brine (100 mL), dried over Na_2SO_4 , concentrated, then dried *in vacuo* to give the title compound (22.28 g, 56 % yield) as a light yellow oil that solidified on standing. ^1H NMR (400 MHz, $\text{DMSO}-d_6$) δ ppm 4.65-4.45 (d, 1H), 3.65-3.49 (m, 1H), 3.48-3.35 (m, 3H), 3.21-3.12 (d, 1H), 1.73 (brs, 2H), 1.39 (s, 9H). m/z (APCI+) for $\text{C}_9\text{H}_{17}\text{FN}_2\text{O}_2$ 149.07 ($\text{M}+\text{H}-56$) $^+$.

Step 5: Preparation of *tert*-butyl (3,4-*trans*)-3-[(benzyloxy)carbonyl]amino-4-fluoropyrrolidine-1-carboxylate

[0460]

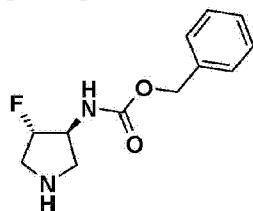


[0461] A solution of *tert*-butyl (3,4-*trans*)-3-amino-4-fluoropyrrolidine-1-carboxylate (408 mg, 2 mmol) in DCM (20 mL) was cooled in an ice/water bath. DIPEA (0.38 mL, 2.2 mmol) and CBZ-Cl (0.3 mL, 2 mmol) were added and the resulting solution was capped, stirred in the cold bath and allowed to warm to rt gradually over 2 hr. The reaction was diluted with DCM (30 mL) and sat. aq. NaHCO_3 (20 mL) was added. The organic layer was separated, washed with sat. aq. NaHCO_3 (20 mL), dried over Na_2SO_4 , and evaporated to give a colorless residue that was purified *via* flash chromatography (gradient of 100 % heptane to 50 % ethyl acetate-50 %

heptane) to give the title product as a colorless oil (635 mg, 94 % yield). ^1H NMR (400 MHz, chloroform- d) δ ppm 7.27 - 7.47 (m, 5 H) 5.12 (br. s., 2 H) 4.28 (br. s., 1 H) 3.31 - 3.79 (m, 3 H) 1.47 (s, 9 H). m/z (APCI+) for $\text{C}_{17}\text{H}_{23}\text{FN}_2\text{O}_4$ 239.2 ($\text{M}+\text{H}$) $^+$ (parent MW with loss of Boc group).

Step 6: Preparation of benzyl [(*trans*)-4-fluoropyrrolidin-3-yl]carbamate

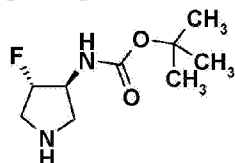
[0462]



[0463] To a solution of *tert*-butyl (3,4-*trans*)-3-[(benzyloxy)carbonyl]amino}-4-fluoropyrrolidine-1-carboxylate (630 mg, 1.9 mmol) in DCM (19 mL) was added TFA (0.56 mL, 5.6 mmol, 3 mol eq) and the resulting reaction was stirred at ambient temperature for 2 hr. The volatiles were removed to give a colorless residue, which was then partitioned in DCM (80 mL) and sat. aq. NaHCO_3 (15 mL). The organic layer was separated, and the product was extracted with more DCM (30 mL), dried over Na_2SO_4 and evaporated to give the title product as a colorless oil (427 mg, 96 % yield). ^1H NMR (400 MHz, chloroform- d) δ ppm 7.30 - 7.42 (m, 5 H) 4.92 - 5.19 (m, 3 H) 4.06 - 4.34 (m, 1 H) 3.46 (dd, $J=11.68$, 6.54 Hz, 1 H) 3.04 - 3.30 (m, 2 H) 2.80 (d, $J=10.88$ Hz, 1 H) 2.33 (br. s., 2 H). ^{19}F NMR (376 MHz, chloroform- d) δ ppm -75.62 (s, 1 F). m/z (APCI+) for $\text{C}_{12}\text{H}_{15}\text{FN}_2\text{O}_2$ 239.1 ($\text{M}+\text{H}$) $^+$.

Preparation 4: Preparation of *tert*-butyl ((3*R*,4*R*)-4-fluoropyrrolidin-3-yl)carbamate

[0464]



Step 1: Preparation of (*trans*)-3-azido-4-fluoropyrrolidine

[0465]

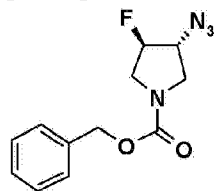




[0466] To a solution of (*trans*)-*tert*-butyl 3-azido-4-fluoropyrrolidine-1-carboxylate (25 g, 109 mmol), as prepared in step 3 of Preparation 3, in EtOAc (100 mL) was added HCl/EtOAc (50 mL) at 0-5 °C. Then the mixture was stirred at rt for 4 hr. The solid was filtered and washed with petroleum ether /EtOAc (2:1, 40 mL) to give the title compound (18 g) as a gray solid, which was used directly in the next step.

Step 2: Preparation of (*trans*)-benzyl 3-azido-4-fluoropyrrolidine-1-carboxylate

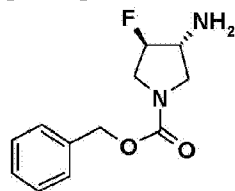
[0467]



[0468] To a stirred mixture of (*trans*)-3-azido-4-fluoropyrrolidine (18 g) in CH₂Cl₂ (120 mL) was added DIPEA (35 g, 0.27 mol, 2.5 eq), then CBZ-Cl (22 g, 0.13 mol) was added dropwise at 0-5 °C. After addition, the resulting mixture was stirred at rt overnight. The mixture was washed with sat. aq. NH₄Cl (150 mL), sat. aq. NaHCO₃ (3 x 40 mL) and brine (40 mL). The organic layer was concentrated and purified by column (petroleum ether/EtOAc = 10:1~5:1) to give the title compound (30 g, ~100 % yield in two steps, containing residual EtOAc and DCM) as a light yellow oil.

Step 3: Preparation of (*trans*)-benzyl 3-amino-4-fluoropyrrolidine-1-carboxylate

[0469]

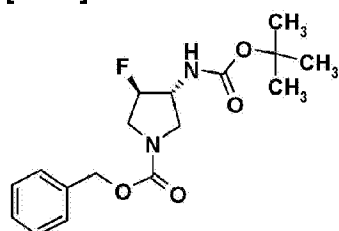


[0470] To a stirred solution of (*trans*)-benzyl 3-azido-4-fluoropyrrolidine-1-carboxylate (30 g, 0.114 mol) in THF (0.3 L) was added PPh₃ (33 g, 0.126 mol) portion wise at 0-5 °C. The resulting mixture was then warmed to rt and stirred for 2 hr. 30 mL of water was then added and the resulting mixture was heated to reflux overnight. The reaction mixture was

concentrated and the residue diluted with EtOAc (0.2 L) and extracted with sat. citric acid (4 x 100 mL). The combined aqueous extracts were washed with EtOAc (3 x 50 mL), then adjusted pH to 8 with sat. aq. K_2CO_3 , and extracted with DCM (4 x 100 mL). The combined organic extracts were washed with brine (100 mL), dried over Na_2SO_4 , concentrated, then dried *in vacuo* to give the title compound as light yellow oil that solidified on standing to afford an off-white solid (16 g, 59 % yield).

Step 4: Preparation of (3R,4R)-benzyl 3-((tert-butoxycarbonyl)amino)-4-fluoropyrrolidine-1-carboxylate

[0471]



[0472] To a solution of (*trans*)-benzyl 3-amino-4-fluoropyrrolidine-1-carboxylate (16 g, 0.067 mol) in DCM (0.15 L) was added DIPEA (16 g, 0.124 mol) and Boc_2O (18 g, 0.083 mol) at 0-5 °C and the resulting mixture was stirred at rt overnight. The mixture was then washed with sat. NH_4Cl (3 x 50 mL), sat. NaCl, dried over Na_2SO_4 , concentrated and purified *via* silica gel flash chromatography (petroleum ether/EtOAc = 3:1) to give the racemic product (19.40 g, 86 % yield) as a light yellow oil (solidified on standing to give a white solid). m/z (APCI+) for $C_{17}H_{23}FN_2O_4$ 361.01 ($M+23$)⁺. The enantiomers were resolved using Chiralcel OJ-H 21.2 x 250 mm 5 μ column (36 °C) Eluent 14 % MeOH in CO_2 held at 100 bar Flow 60 mL/min Sample ~35 mg/mL in MeOH, 1.0 mL/inj.;

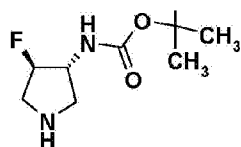
(3R,4R)-benzyl 3-((*tert*-butoxycarbonyl)amino)-4-fluoropyrrolidine-1-carboxylate; >99% ee (+); 1H NMR (400 MHz, chloroform- d) δ ppm 7.30 - 7.43 (m, 5 H) 5.15 (s, 2 H) 4.91 - 5.12 (m, 1 H) 4.10 - 4.72 (m, 2 H) 3.57 - 3.84 (m, 3 H) 3.38 - 3.55 (m, 1 H) 1.45 (s, 9 H); $[\alpha]_D^{25} = +22.3^\circ$ (c 0.26, MeOH).

(3S,4S)-benzyl 3-((*tert*-butoxycarbonyl)amino)-4-fluoropyrrolidine-1-carboxylate; ~99% ee (-); 1H NMR (400 MHz, chloroform- d) δ ppm 7.30 - 7.43 (m, 5 H) 5.15 (s, 2 H) 4.92 - 5.13 (m, 1 H) 4.12 - 4.62 (m, 2 H) 3.57 - 3.86 (m, 3 H) 3.38 - 3.54 (m, 1 H) 1.45 (s, 9 H). $[\alpha]_D^{25} = -29.4^\circ$ (c 0.16, MeOH).

Step 5: Preparation of *tert*-butyl ((3R,4R)-4-fluoropyrrolidin-3-yl)carbamate

[0473]

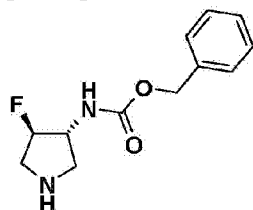




[0474] To a solution of (3R,4R)-benzyl 3-((*tert*-butoxycarbonyl)amino)-4-fluoropyrrolidine-1-carboxylate (3.0 g, 8.8 mmol) in MeOH (50 mL) was added wet Pd/C (0.3 g, 10 %) under nitrogen. The suspension was degassed under vacuum and purged with hydrogen three times. The resulting mixture was stirred at rt under hydrogen balloon for 3 hr. The reaction mixture was filtered and the filtrate was concentrated to afford the title compound (1.6 g, 88 % yield) as light yellow oil that solidified on standing.

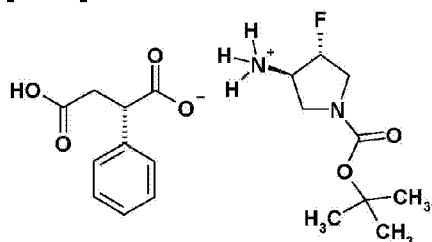
Preparation 5: Preparation of benzyl [(3R,4R)-4-fluoropyrrolidin-3-yl]carbamate

[0475]



Step 1: Preparation of (2S)-2-phenylbutanedioic acid - *tert*-butyl (3R,4R)-3-amino-4-fluoropyrrolidine-1-carboxylate (1:1)

[0476]

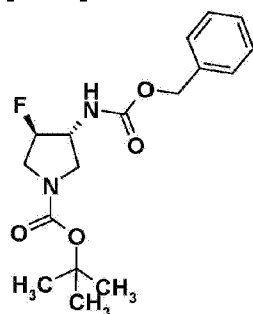


A mixture of *tert*-butyl (3,4-*trans*)-3-amino-4-fluoropyrrolidine-1-carboxylate (*trans*-racemic, 500 mg, 2.45 mmol) and (S)-(+)-phenylsuccinic acid (> 99 % (CAS 4036-30-0, 480 mg, 2.45 mmol) in ethanol (24.5 mL, 0.1 M) was stirred and heated at 80 °C (block temperature) for 30 min. The resulting solution was removed from the hot plate and allowed to stand at ambient temperature. After 16 hr the resulting crystals were collected by filtration, washed with ethanol (2 mL) and dried to give the title product (500 mg, 51 % yield) as a white solid with an ee of 95 % (Chiralpak AY-H 4.6 x 250 mm column, 6 % isopropanol at 140 bar, 4 mL/min). This product was determined to be the (*R,R*) enantiomer based on the X-ray structure of the opposite enantiomer (*S,S*), which was resolved with (*R*)-(-)-phenylsuccinic acid. $[\alpha]_{D22} = +96.5^\circ$ (c 0.08,

EtOH). ^1H NMR (400 MHz, DMSO- d_6) δ ppm 7.50 (br. s., 2 H) 7.19 - 7.36 (m, 5 H) 4.76 - 4.95 (m, 1 H) 3.86 (dd, $J=9.90$, 4.89 Hz, 1 H) 3.32 - 3.71 (m, 4 H) 3.15 (d, $J=10.88$ Hz, 1 H) 2.91 (dd, $J=16.75$, 9.90 Hz, 1 H) 2.54 (dd, $J=16.75$, 4.89 Hz, 1 H) 1.40 (s, 9 H). ^{19}F NMR (376 MHz, DMSO- d_6) δ ppm -178.71 -178.28 (m, 1 F). m/z (APCI+) for $\text{C}_{19}\text{H}_{27}\text{FN}_2\text{O}_6$ 105.3 for parent amine $(\text{M}+\text{H})^+$.

Step 2: Preparation of *tert*-butyl (3*R*,4*R*)-3-[[*(benzyloxy)*carbonyl]amino]-4-fluoropyrrolidine-1-carboxylate

[0477]



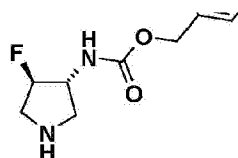
[0478] A solution of (2*S*)-2-phenylbutanedioic acid - *tert*-butyl (3*R*,4*R*)-3-amino-4-fluoropyrrolidine-1-carboxylate (1:1) (500 mg, 1.2 mmol) in DCM (20 mL) was cooled in an ice/water bath. DIPEA (0.69 mL, 4 mmol, 3.3 mol eq) was added, followed by CBZ-Cl (185 μL , 1.26 mmol, 1.05 mol eq). The resulting reaction solution was capped, stirred in the cold bath and allowed to warm to rt and stirred for 2 hr. The reaction was diluted with DCM (30 mL) and washed with sat. aq. NaHCO_3 (10 mL). The organic layer was separated, dried over Na_2SO_4 , and evaporated to give a colorless residue that was purified *via* flash chromatography (eluting with a gradient of 100 % heptane to 50 % ethyl acetate-50 % heptane) to give the title compound as a colorless oil (388 mg, 96 % yield). ^1H NMR (400 MHz, chloroform- d) δ ppm 7.30 - 7.42 (m, 5 H) 5.12 (br. s., 2 H) 4.74 - 5.04 (m, 1 H) 4.28 (br. s., 1 H) 3.28 - 3.80 (m, 4 H) 1.47 (s, 9 H). ^{19}F NMR (376 MHz, chloroform- d) δ ppm -180.76 - -178.52 (m, 1 F). m/z (APCI+) for $\text{C}_{17}\text{H}_{23}\text{FN}_2\text{O}_4$ 239.2 $(\text{M}+\text{H})^+$. Chiral purity was determined as below (using the racemic material to compare):

Chiralcel OJ-H 4.6 x 250 mm column; 10% MeOH at 140 bar, 3 mL/min \sim 76 % ee; $[\alpha]_{\text{D}_{20}} = +14.3^\circ$ (c 0.4, EtOH).

Step 3: Preparation of benzyl [(3*R*,4*R*)-4-fluoropyrrolidin-3-yl]carbamate

[0479]

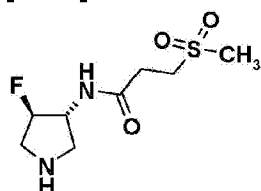




[0480] To a solution of *tert*-butyl (3*R*,4*R*)-3-[[[(benzyloxy)carbonyl]amino]-4-fluoropyrrolidine-1-carboxylate (380 mg, 1.2 mmol) in DCM (20 mL) was added TFA (0.34 mL, 3.4 mmol, 3 mol eq). The resulting reaction was stirred at ambient temperature for 2 hr. More TFA (0.34 mL, 3.4 mmol, 3 mol eq) was added and stirring at ambient temperature continued for another 2 hr. The volatiles were removed to give a colorless residue. DCM (30 mL) and aqueous K₂CO₃ (1 M, 5 mL) were added. The organic layer was separated, extracted with more DCM (30 mL), dried over Na₂SO₄ and evaporated to give the title compound as a colorless gum (246 mg, 92 % yield). ¹H NMR (400 MHz, chloroform-*d*) δ ppm 7.29 - 7.43 (m, 5 H) 4.80 - 5.21 (m, 4 H) 4.07 - 4.28 (m, 1 H) 3.46 (br. s., 1 H) 2.96 - 3.30 (m, 2 H) 2.74 (br. s., 1 H). ¹⁹F NMR (376 MHz, chloroform-*d*) δ ppm -72.38 (s, 1 F). *m/z* (APCI+) for C₁₂H₁₅FN₂O₂ 239.2 (M+H)⁺. Chiral purity was determined as below (using the racemic sample to compare): Chiralpak AD-H 4.6 x 100 mm column; 40% MeOH/DEA at 120 bar, 4mL/min ~75 % ee [α]_D₂₂ = - 3.3° (C 0.24, MeOH).

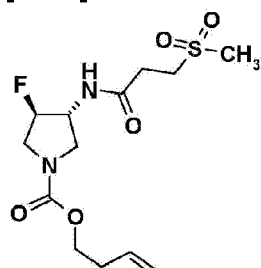
Preparation 6: Preparation of N-((3*R*,4*R*)-4-fluoropyrrolidin-3-yl)-(3-(methylsulfonyl)propanamide

[0481]



Step 1: Preparation of (3*R*,4*R*)-benzyl 3-fluoro-4-(3-(methylsulfonyl)propanamido)pyrrolidine-1-carboxylate

[0482]



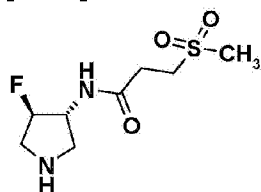


[0483] To a solution of (3R,4R)-benzyl 3-((*tert*-butoxycarbonyl)amino)-4-fluoropyrrolidine-1-carboxylate, as prepared in step 4 of Preparation 4, (2.00 g, 5.91 mmol, 1.00 eq) in dichloromethane (30 mL) was added trifluoroacetic acid (1.4 mL, 18.3 mmol, 3.10 eq). After 2.5 hr, an additional portion of trifluoroacetic acid (3.0 mL, 39.2 mmol, 6.63 eq) was added. After a further 3 hr, the reaction mixture was concentrated *in vacuo* (1 mm Hg) to a syrup and this crude trifluoroacetate salt was carried on without further purification.

[0484] The above-obtained material was dissolved in dichloromethane (20 mL) and treated with 4-methyl morpholine (3.0 mL, 27.2 mmol, 4.61 eq), 3-(methylsulfonyl)propanoic acid (1.20 g, 7.89 mmol, 1.34 eq), and *N*-(3-dimethylaminopropyl)-*N'*-ethylcarbodiimide hydrochloride (1.30 g, 6.78 mmol, 1.15 eq). After stirring at ambient temperature for 20 hr, the reaction mixture was diluted with dichloromethane (50 mL) and sat. aq. NaHCO₃ (50 mL). The layers were separated and the aqueous layer was extracted with dichloromethane (3 x 30 mL). The combined organic layers were combined, dried (Na₂SO₄), and concentrated under reduced pressure. The crude reaction mixture was purified *via* flash chromatography eluting with a gradient of 3-10 % EtOH in EtOAc to give the title compound (1.56 g, 70.9 % yield) as a white solid. ¹H NMR (400 MHz, DMSO-*d*₆) δ ppm 8.43 (d, J=6.2 Hz, 1 H) 7.38 (d, J=4.4 Hz, 4 H) 7.37 - 7.28 (m, 1 H) 5.10 (s, 2 H) 5.08 - 4.91 (m, 1 H) 4.29 (br. s., 1 H) 3.72 - 3.50 (m, 3 H) 3.40 (dd, J=5.2, 11.6 Hz, 1 H) 3.36 - 3.30 (m, 2 H) 2.97 (s, 3 H) 2.60 - 2.53 (m, 2 H). *m/z* (APCI+) for C₁₆H₂₂FN₂O₅S 373.2 (M+H)⁺.

Step 2: Preparation of *N*-((3R,4R))-4-fluoropyrrolidin-3-yl)-3-(methylsulfonyl)propanamide

[0485]

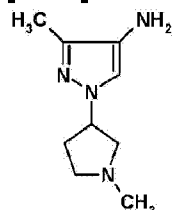


[0486] A nitrogen sparged suspension of (3R,4R)-benzyl 3-fluoro-4-(3-(methylsulfonyl)propanamido)pyrrolidine-1-carboxylate (2.80 g, 7.52 mmol, 1.00 eq) and 10 % Pd/C (300 mg) in ethanol (250 mL) was stirred under a hydrogen atmosphere (1 atm) for 16 hr. The reaction mixture was then sparged with nitrogen and filtered through a pad of Celite®. The Celite® was washed with additional ethanol (50 mL). The combined filtrates were concentrated under reduced pressure to give the title compound (1.75 g, 98 % yield, 95 % purity) as a white solid. ¹H NMR (400 MHz, DMSO-*d*₆) δ ppm 8.13 (d, J=6.7 Hz, 1 H) 4.73 -

5.02 (m, 1 H) 3.99 - 4.20 (m, 1 H) 3.32 (t, J=7.6 Hz, 2 H) 3.14 (dd, J=11.7, 6.8 Hz, 2 H) 2.94 - 3.01 (m, 4 H) 2.87 - 2.91 (m, 1 H) 2.52 - 2.59 (m, 3 H). m/z (APCI+) for $C_8H_{16}FN_2O_3S$ 239.2 (M+H)⁺.

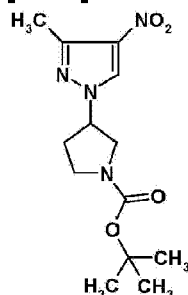
Preparation 7: Preparation of 3-methyl-1-(1-methylpyrrolidin-3-yl)-1H-pyrazol-4-amine

[0487]



Step 1: Preparation of *tert*-butyl-3-(3-methyl-4-nitro-1H-pyrazol-1-yl)pyrrolidine-1-carboxylate

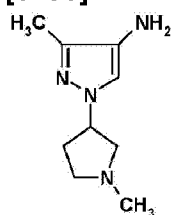
[0488]



[0489] To a solution of 3-methyl-4-nitro-1H-pyrazole (3.0 g, 23.6 mmol, 1.00 eq), *tert*-butyl-3-hydroxypyrrolidine-1-carboxylate (4.42 g, 23.6 mmol, 1.00 eq), and triphenylphosphine (6.19 g, 23.6 mmol, 1.00 eq) in THF (60 mL) was added a solution of diethyl azodicarboxylate (4.34 mL, 23.6 mmol, 1.00 eq) in THF (10 mL) in a drop-wise manner over 30 min. The reaction mixture was allowed to stir at ambient temperature for 20 hr and then concentrated. The crude reaction mixture was purified *via* repeated flash chromatography on silica gel eluting with a gradient of 0-35 % EtOAc in heptane to give the title compound (2.48 g, 35 % yield) as a colorless oil that was the early eluting of two structural isomers. ¹H NMR (400 MHz, CDCl₃) δ ppm 8.15 (s, 1 H) 4.80 (quin, J=5.7 Hz, 1 H) 3.83 (dd, J=6.0, 12.0 Hz, 1 H) 3.79 - 3.45 (m, 3 H) 2.52 (s, 3 H) 2.38 (q, J=7.0 Hz, 2 H) 1.46 (s, 9 H). m/z (APCI+) for $C_{13}H_{21}N_4O_4$ 197.2 (M+H)⁺.

Step 2: Preparation of 3-methyl-1-(1-methylpyrrolidin-3-yl)-1H-pyrazol-4-amine

[0490]

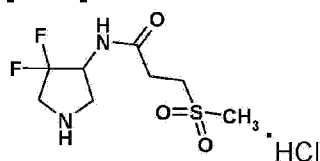


[0491] A nitrogen-flushed round bottom flask was charged with *tert*-butyl-3-(3-methyl-4-nitro-1*H*-pyrazol-1-yl)pyrrolidine-1-carboxylate (980 mg, 3.31 mmol, 1.00 eq), 10% Pd/C (400 mg) and methanol (35 mL). The reaction mixture was purged with hydrogen for 5 min then stirred vigorously under a hydrogen atmosphere for 12 hr. The reaction mixture was then purged with nitrogen, filtered through Celite®, concentrated, and azeotroped from toluene (2 x 20 mL) to give a pale red oil that was used in the next step without further purification.

[0492] To a solution of the above obtained amine in THF (13 mL) was added a solution of LAH (13.0 mL, 13.0 mmol, 4.00 eq, 1 M in THF) in a drop-wise manner over 5 min. After 15 min, additional THF (20 mL) was added to facilitate stirring. After 24 hr, the reaction mixture was placed in an ambient temperature bath and treated sequentially with water (1 mL), aq. 1 M NaOH (1 mL), and water (3 mL). After stirring for 30 min the reaction mixture was diluted with EtOAc (50 mL) and filtered. The resulting solids were washed with an additional portion of EtOAc (20 mL) and the combined solids were concentrated. The crude reaction mixture was purified *via* flash chromatography on silica gel eluting with a gradient of 0-5 % 7 N methanolic ammonia / DCM to give the title compound (113 mg, 19 % yield) as a colorless oil. ¹H NMR (400 MHz, DMSO-*d*₆) δ ppm 7.00 (s, 1 H) 4.59 (tdd, *J*=4.8, 7.3, 9.5 Hz, 1 H) 3.55 (br. s., 2 H) 2.74 - 2.61 (m, 2 H) 2.57 (dd, *J*=5.0, 9.5 Hz, 1 H) 2.41 (dt, *J*=6.2, 8.4 Hz, 1 H) 2.25 (s, 3 H) 2.24 - 2.17 (m, 1 H) 1.97 (s, 3 H) 1.96 - 1.85 (m, 1 H). *m/z* (APCI+) for C₉H₁₇N₄ 181.2 (M+H)⁺.

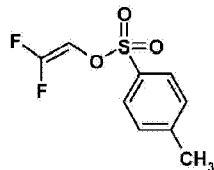
Preparation 8: Preparation of N-(4,4-difluoropyrrolidin-3-yl)-3-(methylsulfonyl)propanamide hydrochloride

[0493]



Step 1: Preparation of 2,2-difluoroethenyl-4-methylbenzenesulfonate

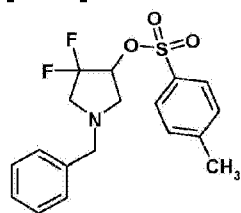
[0494]



[0495] To a 3-necked flask with a stir bar (oven dried), water-cooled condenser, and internal thermometer was added 2,2,2-trifluoroethyl-4-methylbenzenesulfonate (25.4 g, 100 mmol) followed by THF (333 mL, 0.3 M). The mixture was stirred and cooled in an acetone/dry-ice bath (internal temperature at -78 °C). *n*BuLi (10 M in hexanes, 20 mL, 200 mmol) was added *via* a syringe over 10 min with internal temperature at about -65 °C. The reaction mixture turned to a dark color and was stirred at -78 °C for 20 min. A mixture of water (50 mL) and THF (50 mL) was added dropwise *via* an addition funnel to quench the reaction (maintained internal temperature at about -70 °C). The mixture was warmed to ambient temperature and ethyl acetate (400 mL) was added. The organic layer was separated and the aqueous layer extracted with ethyl acetate (2 x 80 mL). The combined organics were washed with brine (50 mL), dried over Na₂SO₄ and evaporated to give a dark oil (29.3 g) that was purified on silica (220 g column, 60 mL/min) with gradients from 100 % heptane to 40 % ethyl acetate-60 % heptane to give the title product as a colorless oil (22.73 g, 97 % yield). ¹H NMR (400 MHz, chloroform-*d*) δ ppm 7.83 (d, *J*=8.31 Hz, 2 H) 7.39 (d, *J*=8.19 Hz, 2 H) 6.09 (dd, *J*=14.31, 3.91 Hz, 1 H) 2.48 (s, 3 H). ¹⁹F NMR (376 MHz, chloroform-*d*) δ ppm -92.88 - -88.40 (m, 1 F) - 110.58 - -107.12 (m, 1 F). The title product did not ionize in LCMS.

Step 2: Preparation of 1-benzyl-4,4-difluoropyrrolidin-3-yl-4-methylbenzenesulfonate

[0496]

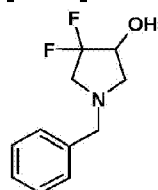


[0497] To a 250 mL flask was added 2,2-difluoroethenyl-4-methylbenzenesulfonate (14.0 g, 60 mmol) and neat *N*-benzyl-1-methoxy-*N*-[(trimethylsilyl)methyl]methanamine (61 mL, 240 mmol, 4 mol eq). The flask was flushed with nitrogen, place under nitrogen atmosphere, equipped with a water-cooled condenser then placed into a pre-heated bath (at 130 °C) and stirred for 5 min. TFA (0.6 mL, 6 mmol, 0.1 mol eq) was carefully added over ~5 min. CAUTION: there was smoke and volatile materials generated during TFA addition. Stirring and heating were continued for 30 min. The volatiles were removed to afford a residue. TEA (0.6 mL, ~6 mmol) was added to ensure the free base. The crude material was purified on silica

(220 g, 60 mL/min) with gradients from 100 % heptane to 20 % ethyl acetate-80 % heptane to give the title product as a light yellow oil (21.85 g, 100 % yield, >85 % purity). ^1H NMR (400 MHz, chloroform- d) δ ppm 7.81 (d, $J=8.31$ Hz, 2 H) 7.29 - 7.36 (m, 5 H) 7.23 - 7.26 (m, 2 H) 4.76 - 4.92 (m, 1 H) 3.61 (d, $J=9.66$ Hz, 2 H) 3.20 (dd, $J=10.39, 6.72$ Hz, 1 H) 2.97 - 3.12 (m, 1 H) 2.71 - 2.84 (m, 1 H) 2.66 (ddd, $J=10.45, 6.30, 1.47$ Hz, 1 H) 2.45 (s, 3 H). ^{19}F NMR (376 MHz, chloroform- d) δ ppm -100.41 - -97.15 (m, 1 F) -111.60 - -107.32 (m, 1 F). m/z (APCI+) for $\text{C}_{18}\text{H}_{19}\text{F}_2\text{NO}_3\text{S}$ 368.1 (M+H)+.

Step 3: Preparation of 1-benzyl-4,4-difluoropyrrolidin-3-ol

[0498]

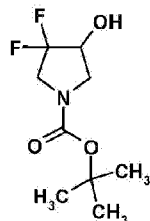


[0499] To a 250 mL 3-necked flask equipped with a stir bar, water-cooled condenser, and an internal thermometer was added 1-benzyl-4,4-difluoropyrrolidin-3-yl-4-methylbenzenesulfonate (10.6 g, 25 mmol after purity correction) and methanol (80 mL). The mixture was stirred under nitrogen atmosphere, and cooled in an ice/water bath (internal temperature at about 10 °C). Magnesium turnings (3 g, 123 mmol, 5 mol eq) were added in small portions. After the Mg was added, the flask was removed from the bath to let the internal temperature warm to 20 °C. LCMS of the reaction mixture showed major starting material still remained. The reaction was left stirring and after 1 hr, the internal temperature was at 30 °C (the internal temperature reached 40 °C for a short period of time and then the reaction began to cool down). After 4 hr, the internal temperature dropped to about 23 °C and LCMS showed the reaction was complete with a small amount of solid Mg remaining. The reaction was cooled in a water bath and water (5 mL) was slowly added. Internal temperature rose to about 30 °C for few minutes. The mixture solidified. Aqueous HCl (6 N, 30 mL total) was slowly added. The solid became soluble (pH was about 6). The volatiles were removed to minimum volume and aqueous KOH was added to adjust to pH 8 and the mixture extracted with DCM (3 x 200 mL). The organic layer was cloudy and was evaporated to a residue. Ethyl acetate (300 mL) was added and gave a fine suspension, which was stirred at rt over night. The insoluble material was removed by filtration and the filtrate was evaporated to give a brown oil (7.9 g). TLC showed R_f 0.6 (major) in 50 % heptane-50 % ethyl acetate. The crude material was purified on silica (120 g) with gradients from 100 % heptane to 30 % ethyl acetate-70 % heptane to give the title product as a light-yellow oil (4.64 g, 89 % yield, ~90 % purity). ^1H NMR (400 MHz, chloroform- d) δ ppm 7.27 - 7.39 (m, 5 H) 4.17 - 4.29 (m, 1 H) 3.56 - 3.75 (m, 2 H) 3.08 (ddd, $J=10.15, 5.93, 0.79$ Hz, 1 H) 2.86 - 3.02 (m, 2 H) 2.62 (ddd, $J=10.15, 4.89, 2.45$ Hz, 1 H) 2.31 (br. s., 1 H). ^{19}F NMR (376 MHz, chloroform- d) δ ppm -102.24 - -98.98 (m, 1 F) -115.46 - -111.80 (m, 1 F). m/z

(APCI+) for $C_{11}H_{13}F_2NO$ 214.3 (M+H)+.

Step 4: Preparation of *tert*-butyl 3,3-difluoro-4-hydroxypyrrolidine-1-carboxylate

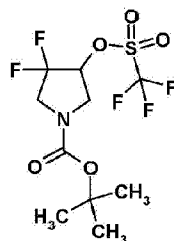
[0500]



[0501] To a 500 mL flask was added 1-benzyl-4,4-difluoropyrrolidin-3-ol (4.6 g, 21.6 mmol), ethanol (200 mL) and Boc anhydride (5.65 g, 26 mmol, 1.2 mol eq). The resulting solution was degassed with nitrogen for 5 min. 20 % Pd(OH)₂ on carbon (500 mg) was added and the resulting mixture was stirred under hydrogen atmosphere (used 2 balloons) at ambient temperature for 20 hr. The reaction was degassed with nitrogen. The catalyst was removed by filtration. The filtrate was evaporated to give a colorless oil that was purified on silica (40 g) with gradients from 100 % heptane to 30 % ethyl acetate-70 % heptane to give the title product as a colorless oil (3.97 g, 82 % yield, >95 % purity). ¹H NMR (400 MHz, chloroform-d) δ ppm 4.20 - 4.32 (m, 1 H) 3.63 - 3.82 (m, 3 H) 3.39 - 3.58 (m, 1 H) 2.52 (d, J=3.67 Hz, 1 H) 1.47 (s, 9 H). ¹⁹F NMR (376 MHz, CHLOROFORM-d) δ ppm -110.98 - -107.93 (m, 1 F) -125.43 - -121.77 (m, 1 F). m/z (APCI+) for $C_9H_{15}F_2NO_3$ 124.3 (M+H)+.

Step 5: Preparation of *tert*-butyl 3,3-difluoro-4-[[trifluoromethyl)sulfonyl]oxy]pyrrolidine-1-carboxylate

[0502]

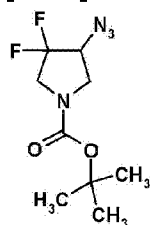


[0503] A solution of *tert*-butyl 3,3-difluoro-4-hydroxypyrrolidine-1-carboxylate (3.4 g, 15.2 mmol) in DCM (152 mL) was cooled to -10 °C (bath temperature, methanol/ice) under nitrogen atmosphere and pyridine (6.2 mL, 76 mmol, 5 mol eq) was added. Triflic anhydride (1 M in DCM, 38 mL, 38 mmol, 2.5 mol eq) was added *via* an addition funnel over 30 min. The solution

turned from colorless to light brown/yellow, and was stirred in the cold bath for another 30 min. The reaction was quenched with aqueous citric acid buffer (0.5 M, about 30 mL used) to give pH 4.5. The organic layer was separated, extracted with more DCM (50 mL) and the combined organic layers were dried over Na₂SO₄ and evaporated to give the title product as a red oil (5.56 g, 96 % yield, ~95 % purity). ¹H NMR indicated pyridine (0.3 mol eq) present). ¹H NMR (400 MHz, chloroform-d) δ ppm 5.18 (d, J=1.96 Hz, 1 H) 3.65 - 4.01 (m, 4 H) 1.49 (s, 9 H). ¹⁹F NMR (376 MHz, chloroform-d) δ ppm -75.59 - -72.94 (m, 2 F) -78.39 (s, 1 F) -109.56 - -105.09 (m, 1 F) -122.17 - -117.49 (m, 1 F). The title product was not stable enough under LCMS condition.

Step 6: Preparation of *tert*-butyl 4-azido-3,3-difluoropyrrolidine-1-carboxylate

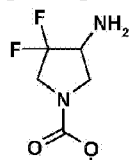
[0504]

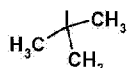


[0505] *tert*-Butyl 3,3-difluoro-4-[[[(trifluoromethyl)sulfonyl]oxy]pyrrolidine-1-carboxylate (5.56 g, 15.2 mmol) was dissolved in DMF (20 mL) and cooled in an ice bath under nitrogen atmosphere. Tetrabutylammonium azide (TBA-N₃, 4.8 g, 17 mmol, 1.1 mol eq) in DMF (15 mL) was added slowly over 15 min *via* an addition funnel. The reaction mixture was stirred in the cold bath and was allowed to warm to ambient temperature gradually. After 16 hr, the reaction was diluted with MTBE (300 mL), washed with sat. aq. NaHCO₃ (2 x 30 mL), and brine (2 x 30 mL), dried over Na₂SO₄ and evaporated to give a residue. This crude material was purified on silica (40 g) with gradients from 100 % heptane to 20 % ethyl acetate-80 % heptane to give the title product as a colorless oil (3.02 g, 80 % yield, >95 % purity). ¹H NMR (400 MHz, chloroform-d) δ ppm 4.06 (dtd, J=8.86, 5.41, 5.41, 3.91 Hz, 1 H) 3.65 - 3.83 (m, 3 H) 3.36 - 3.57 (m, 1 H) 1.47 (s, 9 H). ¹⁹F NMR (376 MHz, chloroform-d) δ ppm -106.10 - -102.44 (m, 1 F) -120.14 - -116.68 (m, 1 F). m/z (ESI+) for C₉H₁₄F₂N₄O₂ 149(small)/123 (M+H)+.

Step 7: Preparation of *tert*-butyl 4-amino-3,3-difluoropyrrolidine-1-carboxylate

[0506]

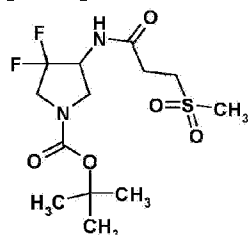




[0507] A solution of *tert*-butyl 4-azido-3,3-difluoropyrrolidine-1-carboxylate (3.01 g, 12.1 mmol) in ethanol (300 mL) was degassed with nitrogen and 20 % Pd/C (300 mg) was added. The resulting mixture was stirred under hydrogen atmosphere (balloon) for 16 hr. The catalyst was removed by filtration. The filtrate was evaporated to give the title product as an oil (2.63 g, 98 % yield, >85 % purity). ¹H NMR (400 MHz, chloroform-d) δ ppm 3.73 - 3.87 (m, 2 H) 3.69 (d, J=10.64 Hz, 1 H) 3.50 - 3.62 (m, 1 H) 3.13 (d, J=6.85 Hz, 1 H) 1.45 - 1.48 (m, 9 H). ¹⁹F NMR (376 MHz, chloroform-d) δ ppm -115.05 - -110.78 (m, 1 F) -120.95 - -117.90 (m, 1 F). m/z (APCI+) for C₉H₁₆F₂N₂O₂ 123 (M+H)⁺.

Step 8: Preparation of *tert*-butyl 3,3-difluoro-4-[[3-(methylsulfonyl)propanoyl]amino]pyrrolidine-1-carboxylate

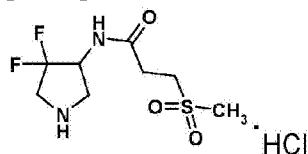
[0508]



[0509] To a reaction flask was added *tert*-butyl 4-amino-3,3-difluoropyrrolidine-1-carboxylate (1.36 g, 6.12 mmol), 3-(methylsulfonyl)propanoic acid (1.02 g, 6.73 mmol, 1.1 mol eq), DCM (31 mL, 0.4 M), NMM (1.35 mL, 12.2 mmol, 2 mol eq), HOBt (1.31 g, 9.2 mmol, 1.5 mol eq) and EDC-HCl (1.85 g, 9.2 mmol, 1.5 mol eq). The resulting suspension was stirred at ambient temperature under a nitrogen atmosphere for 2 hr. The reaction was diluted with DCM (80 mL), washed with aqueous NaHCO₃ (2 x 30 mL) and the organic layer was dried over Na₂SO₄ and evaporated to give a residue that was purified *via* silica flash chromatography eluting with gradients from 100 % heptane to 100 % ethyl acetate to give the title product as a white foamy solid (1.65 g, 76 % yield, >95 % purity). ¹H NMR (400 MHz, chloroform-d) δ ppm 6.45 (br. s., 1 H) 4.68 - 4.89 (m, 1 H) 3.94 (dd, J=10.70, 8.62 Hz, 1 H) 3.62 - 3.86 (m, 2 H) 3.43 (t, J=7.15 Hz, 2 H) 3.18 (br. s., 1 H) 2.97 (s, 3 H) 2.84 (td, J=7.15, 1.96 Hz, 2 H) 1.47 (s, 9 H). ¹⁹F NMR (376 MHz, chloroform-d) δ ppm -112.79 - -110.52 (m, 1 F) -114.51 - -113.30 (m, 1 F). m/z (APCI+) for C₁₃H₂₂F₂N₂O₅S 257.1 (M+H)⁺.

Step 9: Preparation of *N*-(4,4-difluoropyrrolidin-3-yl)-3-(methylsulfonyl)propanamide hydrochloride

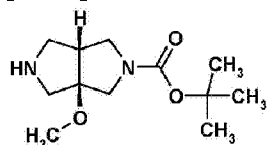
[0510]



[0511] To a solution of *tert*-butyl 3,3-difluoro-4-[[3-(methylsulfonyl)propanoyl]amino]pyrrolidine-1-carboxylate (1.60 g, 4.5 mmol) in acetonitrile (45 mL) was added HCl (4 M in dioxane, 4.5 mL, 18 mmol, 4 mol eq). The resulting solution turned to a white suspension after 1 hr, and was stirred at ambient temperature for 3 hr. The volatiles were removed to dryness to give a white solid, which was suspended in ethyl ether (100 mL). The white solid was collected by filtration, washed with ether (20 mL) and dried to give the title product as a white solid (1.26 g, 96 % yield, >95 % purity, assumed 1 HCl salt). ^1H NMR (400 MHz, DMSO- d_6) δ ppm 9.99 (br. s., 2 H) 8.75 (br. s., 1 H) 4.71 - 4.95 (m, 1 H) 3.58 - 3.89 (m, 3 H) 3.28 - 3.43 (m, 2 H) 3.16 (t, $J=10.88$ Hz, 2 H) 2.99 (s, 3 H) 2.67 (t, $J=7.58$ Hz, 2 H). ^{19}F NMR (376 MHz, DMSO- d_6) δ ppm -108.27 - -107.26 (m, 1 F) -109.70 - -108.82 (m, 1 F). m/z (APCI+) for $\text{C}_8\text{H}_{14}\text{F}_2\text{N}_2\text{O}_3\text{S}$ 257.2 (M+H)+.

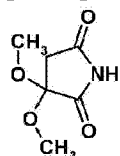
Preparation 9: Preparation of *tert*-butyl (+/-)-*cis*-3a-methoxyhexahydropyrrolo[3,4-*c*]pyrrole-2(1*H*)-carboxylate

[0512]



Step 1: Preparation of 3,3-dimethoxypyrrolidine-2,5-dione

[0513]

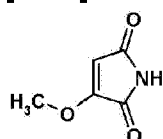


[0514] Bromine (24.8 g, 154 mmol) was added dropwise to a solution of maleimide (10 g, 103 mmol) in MeOH (400 mL) at 0 °C. The reaction mixture was stirred at rt for 16 hr, and then concentrated *in vacuo*. Sodium (9.6 g, 412 mmol) was added to MeOH (400 mL) at 0 °C. Once

the sodium was dissolved, the crude material in MeOH (200 mL) was added dropwise. The reaction mixture was stirred at rt overnight. The mixture was neutralized by slow addition of 6 M HCl, and then separated between water and EtOAc (100 mL). The aqueous layer was washed with EtOAc (2 x 100 mL), and then the combined organic extracts were washed with brine (100 mL), dried over MgSO₄ and concentrated to afford the title compound (12.3 g, 75 % yield) as a yellow solid.

Step 2: Preparation of 3-methoxy-1*H*-pyrrole-2,5-dione

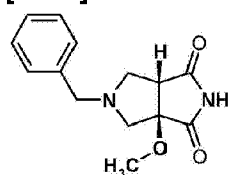
[0515]



[0516] To a solution of 3,3-dimethoxypyrrolidine-2,5-dione (12.3 g, 77 mmol) in toluene (500 mL) was added TsOH·water (1.46 g, 7.7 mmol). A Dean Stark Trap was attached and the reaction mixture was refluxed overnight. TLC (petroleum ether/EtOAc = 1/1) showed the reaction was complete. The mixture was concentrated and purified by column chromatography (from petroleum ether/ EtOAc = 2/1 to petroleum ether/ EtOAc = 1/1) to afford 3-methoxy-1*H*-pyrrole-2,5-dione (6.9 g, 70 % yield) as an orange solid.

Step 3: Preparation of (+/-)-*cis*-5-benzyl-3a-methoxytetrahydropyrrolo[3,4-*c*]pyrrole-1,3(2*H*,3a*H*)-dione

[0517]



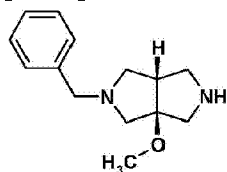
[0518] Note: preparation was done in 5 batches in parallel.

[0519] To a solution of 3-methoxy-1*H*-pyrrole-2,5-dione (3 g, 24 mmol) and TFA (0.34 g, 3 mmol) in CH₂Cl₂ (300 mL) was added slowly a solution of *N*-(methoxymethyl)-*N*-(trimethylsilylmethyl)benzylamine (14.2 g, 48 mmol) in CH₂Cl₂ (100 mL) at a rate such to maintain the internal reaction temperature < 2 °C. The resulting solution was slowly warmed to ambient temperature and stirred overnight. TLC (petroleum ether/EtOAc = 1/1) showed the reaction was complete. The combined five batches of reaction mixture was diluted with saturated sodium bicarbonate (100 mL), and the organics was dried over MgSO₄,

concentrated and purified by column chromatography (from petroleum ether/ EtOAc = 10/1 to petroleum ether/ EtOAc = 1/1) to afford title product (18 g, for 5 batches, 58 % yield) as a light yellow oil, which was further purified by preparative HPLC to afford pure title product (4.5 g, 14.6 % yield) as an oil.

Step 4: Preparation of (+/-)-cis-2-benzyl-3a-methoxyoctahydropyrrolo[3,4-c]pyrrole

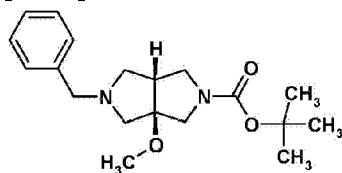
[0520]



[0521] To a solution of (+/-)-cis-5-benzyl-3a-methoxytetrahydropyrrolo[3,4-c]pyrrole-1,3(2*H*,3*aH*)-dione (4.5 g, 17 mmol) in THF (200 mL) was added LAH solution (35 mL, 35 mmol, 1 M in THF) at 0 °C. The resulting mixture was stirred at 45 °C overnight. TLC (petroleum ether/EtOAc = 1/1) showed the reaction was complete. The mixture was quenched by water (3 mL) and filtered. The filtrate was concentrated to afford crude title compound (3.7 g, crude), which was used for the next step directly.

Step 5: Preparation of (+/-)-cis-tert-butyl 5-benzyl-3a-methoxyhexahydropyrrolo [3,4-c]pyrrole-2(1*H*)-carboxylate

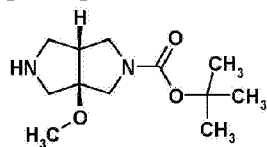
[0522]



[0523] To a solution of (+/-)-cis-2-benzyl-3a-methoxyoctahydropyrrolo[3,4-c]pyrrole (3.7 g, crude) in CH₃CN (150 mL) was added Boc₂O (7.63 g, 35 mmol), Et₃N (7.07 g, 70 mmol) and DMAP (0.43 g, 3.5 mmol). The resulting mixture was stirred at 45 °C for three days. The mixture was concentrated and purified by column chromatography (from petroleum ether/ EtOAc = 20/1 to petroleum ether/ EtOAc = 2/1) to afford the title compound (1.5 g, 26 % yield *via* two steps) as a red oil.

Step 6: Preparation of (+/-)-cis-tert-butyl 3a-methoxyhexahydropyrrolo[3,4-c]pyrrole-2(1*H*)-carboxylate

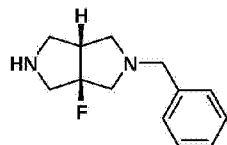
[0524]



[0525] To a solution of (+/-)-*cis-tert*-butyl 5-benzyl-3a-methoxyhexahydropyrrolo[3,4-c]pyrrole-2(1*H*)-carboxylate (1.5 g, 4.5 mmol) in MeOH (100 mL) was added Pd(OH)₂/C (300 mg) under nitrogen. The suspension was degassed under vacuum and purged with hydrogen three times. The mixture was stirred at 40-50 °C under hydrogen (45 psi) overnight. TLC (petroleum ether/EtOAc = 2/1) showed the reaction was complete. The mixture was filtered, concentrated and purified by column chromatography (CH₂Cl₂/MeOH = 15/1) to afford the title compound (454 mg, 41 % yield) as a yellow gum. ¹H NMR (400 MHz, CDCl₃) δ 3.95 (brs., 2 H), 3.51-3.78 (m, 3 H), 3.36-3.50 (m, 2 H), 3.14 -3.35 (m, 4 H), 2.83-3.08 (m, 2 H), 2.75 (brs., 1 H), 1.45 (s, 9 H). *m/z* (APCI+) for C₁₂H₂₂N₂O₃ [M-56+H]⁺.

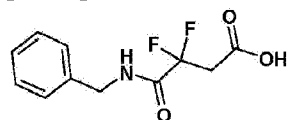
Preparation 10: Preparation of (+/-)-*cis*-2-benzyl-3a-fluorooctahydropyrrolo[3,4-c]pyrrole

[0526]



Step 1: Preparation of 4-(benzylamino)-3,3-difluoro-4-oxobutanoic acid

[0527]

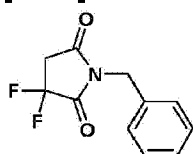


[0528] To a solution of 2,2-difluorosuccinic acid (2.15 g, 14.0 mmol) in iPrOAc (23 mL) was added trifluoroacetic anhydride (2.34 mL, 16.7 mmol) in one portion at ambient temperature. The reaction solution was stirred at 50 °C for 2 hr. The reaction solution was allowed to cool to 5 °C in an ice bath. Benzyl amine (2.29 mL, 20.9 mmol) was added dropwise while the reaction temperature was maintained below 20 °C. The solution was stirred at ambient temperature for 2 hr. The reaction was quenched with water (10 mL) followed by saturated Na₂CO₃ to pH 8-9.

The separated organic phase was discarded. The aqueous phase was acidified with 6 N HCl to pH 1 and extracted with EtOAc (2 x 100 mL). The combined organic phase was washed with 2 N HCl, brine (100 mL), dried over MgSO₄ filtered and concentrated. The intermediate was carried forward without further purification (2.89 g, 56.8 % yield). ¹H NMR (400 MHz, CDCl₃) δ ppm 7.28 - 7.42 (m, 5 H) 7.14 - 7.21 (m, 1 H) 6.77 (br. s., 1 H) 4.54 (d, J=5.87 Hz, 2 H) 3.39 (t, J=14.18 Hz, 2 H).

Step 2: Preparation of 1-benzyl-3,3-difluoropyrrolidine-2,5-dione

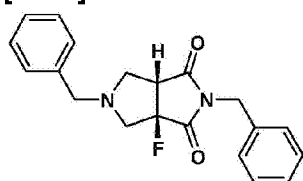
[0529]



[0530] To a solution of the crude 4-(benzylamino)-3,3-difluoro-4-oxobutanoic acid in iPrOAc (40 mL), SOCl₂ (2.04 mL, 27.9 mmol, 2 eq) was added at ambient temperature. The reaction solution was stirred at 55 °C for 4 hr. The reaction was cooled to 0-5 °C. Half saturated brine (50 mL) was added slowly to quench the excess SOCl₂. The organic phase was washed with brine (70 mL) and 2 M Na₂CO₃ (about 50 mL) to pH=8-9, extracted two times with EtOAc. The combined organic layer was washed with brine (50 mL), the organic phase was dried over MgSO₄, filtered and concentrated. The crude residue was diluted with CH₂Cl₂ and filtered to remove precipitate. The concentrated filtrate was purified by column chromatography and eluted with 2-20% EtOAc/Heptane to obtain the title compound as a clear oil (1.74 g, 65 %) ¹H NMR (400 MHz, CDCl₃) δ ppm 7.30 - 7.43 (m, 5 H) 4.76 (s, 2 H) 3.18 (t, J=12.53 Hz, 2 H).

Step 3: Preparation of (+/-)-cis-2,5-dibenzyl-3a-fluorotetrahydropyrrolo[3,4-c]pyrrole-1,3(2H,3aH)-dione

[0531]

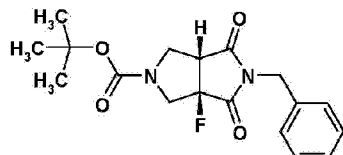


[0532] To a solution of 1-benzyl-3,3-difluoropyrrolidine-2,5-dione (325 mg, 1.44 mmol) in acetonitrile (3.6 mL), LiF (56 mg, 1.50 eq) and a stir bar were added. The reaction mixture was sonicated for 2.5 hr at rt. *N*-(Methoxymethyl)-*N*-(trimethylsilylmethyl) benzylamine (0.4 mL,

1.59 mmol, 1.10 eq) and LiF (37 mg, 1.44 mmol, 1 eq) were added and continued to sonicate for 0.5 hr. The reaction mixture was concentrated and the salt was removed by filtration. The crude residue was purified by column chromatography and eluted with 2 to 20% EtOAc/heptane and purified further with 2 to 10% EtOAc/heptane. The desired fractions were faintly ultraviolet active but were visualized with KMNO₄ stain. The title compound was isolated as a yellow oil (196 mg, 40 % yield). ¹H NMR (400 MHz, DMSO-*d*₆) δ ppm 7.10 - 7.43 (m, 10 H) 4.57 - 4.75 (m, 2 H) 3.63 (s, 2 H) 3.56 - 3.65 (m, 1 H) 3.33 - 3.41 (m, 1 H) 3.13 (d, J=9.29 Hz, 1 H) 2.74 (dd, J=9.35, 7.03 Hz, 1 H) 2.57 - 2.70 (m, 1 H). *m/z* (APCI+) for C₂₀H₂₀FN₂O₂ 339.20 (M+H)⁺.

Step 4: Preparation of (+/-)-*cis*-*tert*-butyl 5-benzyl-3a-fluoro-4,6-dioxohexahydropyrrolo[3,4-*c*]pyrrole-2(1*H*)-carboxylate

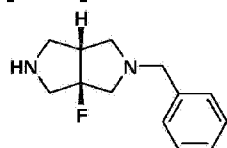
[0533]



[0534] To a nitrogen purged solution of (+/-)-*cis*-2,5-dibenzyl-3a-fluorotetrahydropyrrolo[3,4-*c*]pyrrole-1,3(2*H*,3*aH*)-dione (195 mg, 0.576 mmol) in EtOH (3 mL) was added 20% Pd(OH)₂/C (60 mg). The reaction was evacuated and back-filled with hydrogen three times, then Boc₂O (151 mg, 0.691 mmol, 1.2 eq) was added. The reaction was evacuated and back-filled with hydrogen again then run under a hydrogen atmosphere (balloon). After 1.5 hr, an additional 20% Pd(OH)₂/C (40 mg) was added and stirred for 18 hr. The reaction mixture was filtered and washed with MeOH. The filtrate was concentrated and placed on the column eluting with 2 to 25 % EtOAc/heptane to obtain the title compound (160 mg, 80 % yield). ¹H NMR (400 MHz, DMSO-*d*₆) δ ppm 7.25 - 7.39 (m, 3 H) 7.21 (d, J=7.34 Hz, 2 H) 4.62 (s, 2 H) 3.89 - 4.08 (m, 2 H) 3.60 - 3.83 (m, 3 H) 1.37 (s, 9 H). *m/z* (APCI+) for C₁₈H₂₁FN₂O₄-C₂H₉O₅ 249.20 (M+H-Boc)⁺.

Step 5: Preparation of (+/-)-*cis*-2-benzyl-3a-fluorooctahydropyrrolo[3,4-*c*]pyrrole

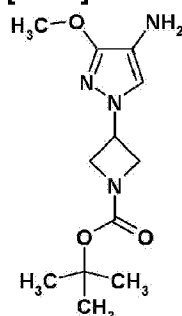
[0535]



[0536] (+/-)-*cis-tert*-Butyl-5-benzyl-3a-fluoro-4,6-dioxohexahydropyrrolo[3,4-*c*]pyrrole-2(1*H*)-carboxylate (160 mg, 0.459 mmol) was dissolved in THF (4.5 mL), and $\text{BH}_3 \cdot \text{Me}_2\text{S}$ (0.174 mL, 1.84 mmol, 4.00 eq) was added at ambient temperature. The reaction mixture was stirred at 55 °C for 1.5 hr. A light slurry was formed during the reaction. The reaction was then cooled to 0 °C and quenched with dry MeOH (2 mL) dropwise followed by concentrated HCl until pH=4. The reaction solution was stirred at 0-10 °C for 1 hr. The temperature was raised to 55 °C for 1.5 hr was then cooled to rt and stirred for 20 hr. The reaction mixture was concentrated under reduced pressure, diluted with MeOH, neutralized by passing through an SCX column with MeOH and then 7 N NH_3/MeOH and obtained the free amine. The title product was carried forward without further purification (100 mg, crude) m/z (APCI+) for $\text{C}_{13}\text{H}_{17}\text{FN}_2$ 221.25 (M+H)⁺.

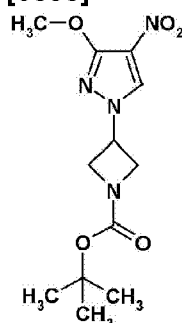
Preparation of *tert*-butyl 3-(4-amino-3-methoxy-1*H*-pyrazol-1-yl)azetidine-1-carboxylate

[0537]



Step 1: Preparation of *tert*-butyl 3-(3-methoxy-4-nitro-1*H*-pyrazol-1-yl)azetidine-1-carboxylate

[0538]

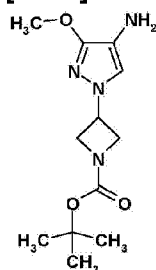


[0539] To a cooled (0 °C) suspension of 3-methoxy-4-nitro-1*H*-pyrazole (1.00 g, 6.99 mmol, 1.00 eq), *tert*-butyl-3-hydroxypyrrolidine-1-carboxylate (2.12 g, 12.2 mmol, 1.75 eq), and polystyrene bound triphenylphosphine (4.06 g, 12.2 mmol, 1.75 eq, 3 mmol/gram) in THF (45

mL) was added diethyl azodicarboxylate (2.42 mL, 13.0 mmol, 1.90 eq) in a drop-wise manner over 3 min. The reaction mixture was allowed to warm to ambient temperature and stirred for 15 hr. The reaction mixture was then diluted with EtOAc (60 mL), filtered and the filtrate concentrated. The crude reaction mixture was purified *via* flash chromatography on silica gel eluting with a gradient of 0 - 60% EtOAc in heptane to give the title compound (1.52 g, 72.9 % yield) as a white solid. ^1H NMR (400 MHz, CDCl_3) δ ppm 8.12 (s, 1H) 4.87 (tt, $J=5.6, 7.5$ Hz, 1H) 4.40 - 4.28 (m, 4H) 4.09 (s, 3H) 1.48 (s, 9H). m/z (APCI+) for $\text{C}_7\text{H}_{11}\text{N}_4\text{O}_3$ 198.9 (M-Boc+H) $^+$.

Step 2: Preparation of *tert*-butyl 3-(4-amino-3-methoxy-1*H*-pyrazol-1-yl)azetidine-1-carboxylate

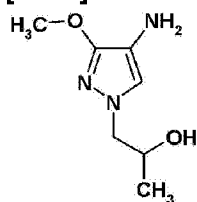
[0540]

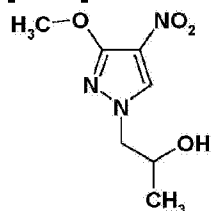


[0541] A nitrogen-flushed round bottom flask was charged with *tert*-butyl 3-(3-methoxy-4-nitro-1*H*-pyrazol-1-yl)azetidine-1-carboxylate (188 mg, 0.63 mmol, 1.00 eq), 10% Pd/C (100 mg) and methanol (10 mL). The reaction mixture was sparged with hydrogen for 5 min then stirred vigorously under hydrogen atmosphere for 18 hr. The reaction mixture was then sparged with nitrogen, filtered through Celite®, concentrated, and azeotroped from toluene (2 x 20 mL) to give an oil that was used without further purification. ^1H NMR (400 MHz, $\text{DMSO}-d_6$) δ ppm 7.04 (s, 1H), 4.82 (tt, $J=5.4, 7.9$ Hz, 1H), 4.15 (t, $J=8.3$ Hz, 2H), 4.04 - 3.95 (m, 2H), 3.79 (s, 3H), 3.44 (br. s., 2H), 1.40 (s, 9H). m/z (APCI+) for $\text{C}_7\text{H}_{13}\text{N}_4\text{O}$ 169.2 (M-Boc+H) $^+$.

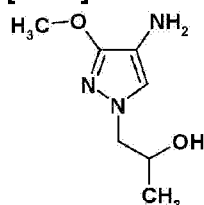
Preparation 11: Preparation of 1-(3-methoxy-4-amino-1*H*-pyrazol-1-yl)propan-2-ol

[0542]



Step 1: Preparation of 1-(3-methoxy-4-nitro-1H-pyrazol-1-yl)propan-2-ol**[0543]**

[0544] To a suspension of 3-methoxy-4-nitro-1H-pyrazole (2.00 g, 14.0 mmol, 1.00 eq) and cesium carbonate (13.7 g, 41.9 mmol, 3.0 eq) was added 1-bromo-2-propanol (2.70 mL, 22.4 mmol, 1.60 eq, 70 % purity) and the reaction mixture was heated at 60 °C. After 3.5 hr, an additional portion of 1-bromo-2-propanol (2.70 mL, 22.4 mmol, 1.60 eq, 70 % purity) was added. After a further 12 hr, the reaction mixture was cooled to ambient temperature and diluted with water (100 mL) and EtOAc (50 mL). The layers were separated and the aqueous phase was extracted with EtOAc (4 x 50 mL). The combined organics were washed with water (50 mL) and brine (50 mL), dried (Na₂SO₄), concentrated, and purified *via* flash chromatography on silica gel eluting with a gradient of 0 - 50 % EtOAc in heptane to give the title compound (945 mg, 34 % yield) as a white solid. ¹H NMR (400 MHz, CDCl₃) δ ppm 8.09 (s, 1H), 4.32 - 4.22 (m, 1H), 4.06 (s, 3H), 4.05 (dd, J=5.0, 13.0 Hz, 1H), 3.87 (dd, J=8.0, 13.0 Hz, 1H), 2.60 (br. s., 1H), 1.29 (d, J=6.4 Hz, 3H). *m/z* (APCI+) for C₇H₁₂N₃O₄ 201.9 (M+H)⁺.

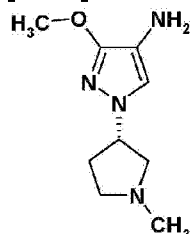
Step 2: Preparation of 1-(3-methoxy-4-amino-1H-pyrazol-1-yl)propan-2-ol**[0545]**

[0546] A nitrogen-flushed round bottom flask was charged with 1-(3-methoxy-4-nitro-1H-pyrazol-1-yl)propan-2-ol (345 mg, 1.72 mmol, 1.00 eq), 10% Pd/C (200 mg) and methanol (20 mL). The reaction mixture was sparged with hydrogen for 10 min then stirred vigorously under hydrogen atmosphere for 14 hr. The reaction mixture was then sparged with nitrogen, filtered through Celite®, and concentrated to give the title compound as an oil that was used without further purification. ¹H NMR (400 MHz, DMSO-d₆) δ ppm 6.92 (s, 1H) 4.70 (d, J=4.9 Hz, 1H) 3.89 - 3.77 (m, 1H) 3.74 (s, 3H) 3.73 - 3.55 (m, 2H) 0.97 (d, J=6.2 Hz, 3H). *m/z* (APCI+) for

$C_7H_{14}N_3O_2$ 172.3 (M + H)⁺.

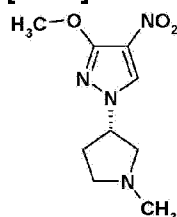
Preparation 12: Preparation of (S)-3-methoxy-1-(1-methylpyrrolidin-3-yl)-1H-pyrazol-4-amine

[0547]



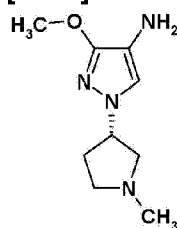
Step 1: Preparation of (S)-3-methoxy-1-(1-methylpyrrolidin-3-yl)-4-nitro-1H-pyrazole

[0548]



[0549] To a suspension of 3-methoxy-4-nitro-1H-pyrazole (2.00 g, 14.0 mmol, 1.00 eq), (*R*)-1-methyl-pyrrolidin-3-ol (1.56 g, 15.4 mmol, 1.10 eq), and polystyrene bound triphenylphosphine (6.53 g, 19.6 mmol, 1.40 eq, 3 mmol/gram) in THF (140 mL) was added a solution of di-*tert*-butyl azodicarboxylate (4.51 g, 19.6 mmol, 1.40 eq) in THF (25 mL) in a drop-wise manner over 5 min. The reaction mixture was allowed to stir for 18 hr. The reaction mixture was then diluted with EtOAc (100 mL), filtered and the filtrate concentrated. The crude reaction mixture was purified *via* flash chromatography on silica gel eluting with a gradient of 50 - 100% EtOAc in heptane then to 10 % 7 N methanolic ammonia / EtOAc to give the title compound (2.39 g, 80 % yield) as a white solid. ¹H NMR (400 MHz, DMSO-d₆) δ ppm 8.69 (s, 1H), 4.84 - 4.72 (m, 1H), 3.94 (s, 3H), 2.86 - 2.75 (m, 2H), 2.72 (dd, J=7.0, 10.0 Hz, 1H), 2.40 (dt, J=6.2, 8.4 Hz, 1H), 2.36 - 2.29 (m, 1H), 2.28 (s, 3H), 2.16 - 2.06 (m, 1H). *m/z* (APCI⁺) for C₉H₁₅N₄O₃ 227.2 (M+H)⁺.

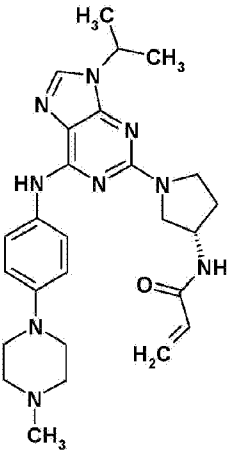
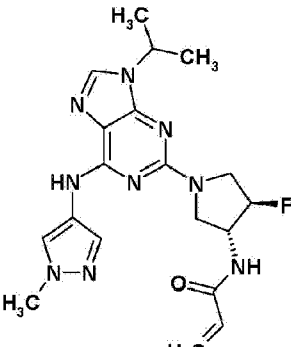
Step 2: Preparation of (S)-3-methoxy-1-(1-methylpyrrolidin-3-yl)-1H-pyrazol-4-amine


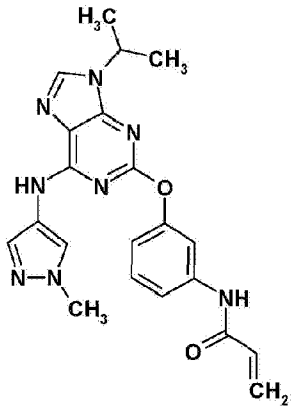
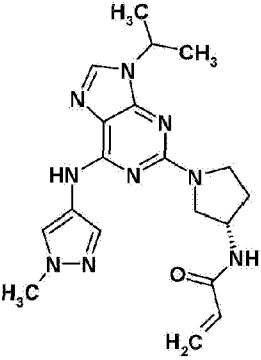
[0550]

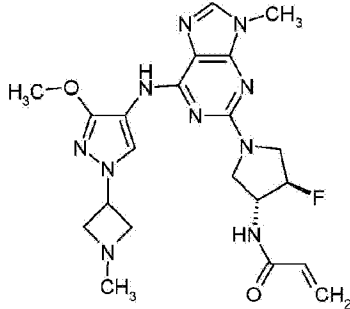
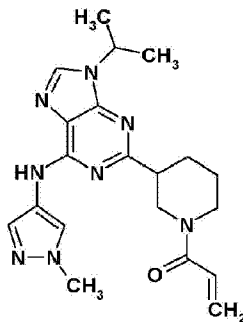
[0551] A nitrogen-flushed round bottom flask was charged with (S)-3-methoxy-1-(1-methylpyrrolidin-3-yl)-4-nitro-1*H*-pyrazole (300 mg, 1.33 mmol, 1.00 eq), 10 % Pd/C (200 mg) and methanol (20 mL). The reaction mixture was sparged with hydrogen for 10 min then stirred vigorously under hydrogen atmosphere for 16 hr. The reaction mixture was then sparged with nitrogen, filtered through Celite®, and concentrated to give an oil that was used without further purification. ¹H NMR (400 MHz, DMSO-*d*₆) δ ppm 6.99 (s, 1H), 4.51 (tdd, *J*=4.8, 7.3, 9.3 Hz, 1H), 3.74 (s, 3H), 3.36 (br. s., 2H), 2.71 - 2.61 (m, 2H), 2.57 (dd, *J*=4.8, 9.5 Hz, 1H), 2.40 (dt, *J*=6.5, 8.3 Hz, 1H), 2.25 (s, 3H), 2.23 - 2.14 (m, 1H), 1.94 - 1.84 (m, 1H). *m/z* (APCI+) for C₉H₁₇N₄O 197.3 (M+H)⁺.

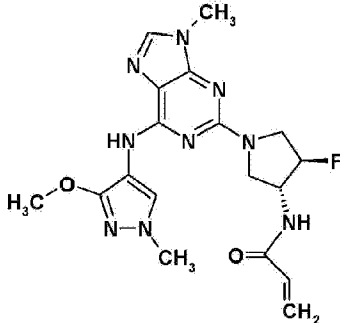
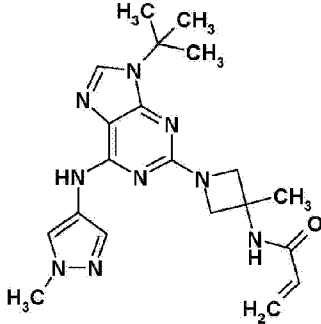
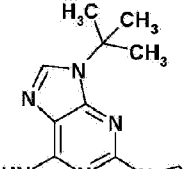
[0552] The following examples were made with non-critical changes or substitutions to the exemplified procedures that would be understood by one skilled in the art.

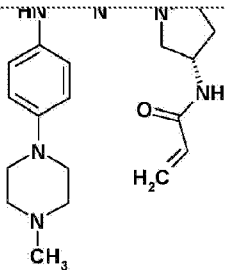
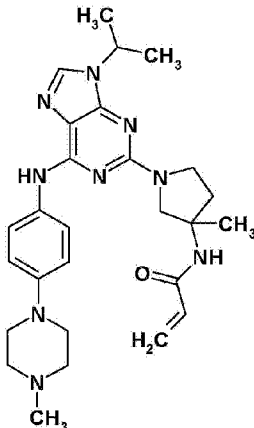
Table 1

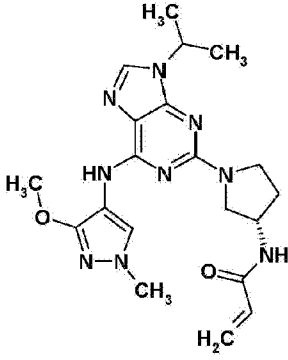
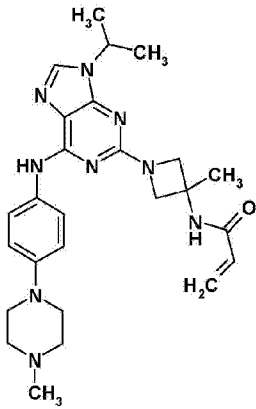
Example No. (Scheme)	Structure and Compound Name	LRMS <i>m/z</i>	¹ H NMR
1 (Scheme A)	 <p data-bbox="408 1384 983 1496">(S)-N-(1-(9-isopropyl-6-((4-(4-methylpiperazin-1-yl)phenyl)amino)-9H-purin-2-yl)pyrrolidin-3-yl)acrylamide</p>	490.2 [M+H] ⁺ 2.22	¹ H NMR (400 MHz, DMSO-d ₆) δ ppm 9.16 (s, 1 H) 8.36 (d, J=6.72 Hz, 1 H) 7.91 (s, 1 H) 7.85 (d, J=8.80 Hz, 2 H) 6.87 (d, J=8.93 Hz, 2 H) 3.18 - 6.34 (m, 1 H) 6.03 - 3.15 (m, 1 H) 5.59 (dd, J=9.96, 2.02 Hz, 1 H) 4.62 (dt, J=13.33, 6.54 Hz, 1 H) 4.43 (d, J=5.14 Hz, 1 H) 3.71 - 3.87 (m, 1 H) 3.63 (dt, J=12.62, 6.46 Hz, 2 H) 3.43 (dd, J=11.25, 3.30 Hz, 1 H) 3.07 (m, J=4.65 Hz, 4 H) 2.45 (m, J=4.40 Hz, 4 H) 2.22 (s, 4 H) 1.89 (dd, J=11.37, 5.87 Hz, 1 H) 1.51 (d, J=6.72 Hz, 6 H)
2 (Schemes A and C)		414.1 [M+H] ⁺	¹ H NMR (600 MHz, DMSO-17mm) δ ppm 9.65 (br. s., 1 H) 8.50 (d, J=6.97 Hz, 1 H) 8.00 (s, 1 H) 7.92 (s, 1 H) 7.69 (s, 1 H) 6.20 - 6.29 (m, 1 H) 6.08 - 6.18 (m, 1 H) 5.63 (d, J=10.82 Hz, 1 H) 5.03 - 5.25

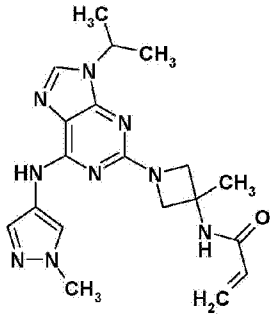
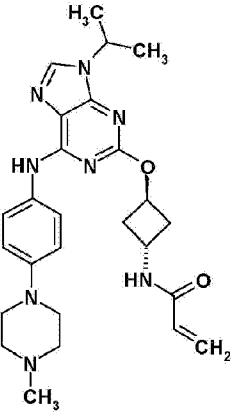
Example No. (Scheme)	Structure and Compound Name	LRMS <i>m/z</i>	¹ H NMR
	 <i>N</i> -((3 <i>R</i> ,4 <i>R</i>)-4-fluoro-1-(9-isopropyl-6-((1-methyl-1 <i>H</i> -pyrazol-4-yl)amino)-9 <i>H</i> -purin-2-yl)pyrrolidin-3-yl)acrylamide		(m, 1 H) 4.43 - 4.70 (m, 2 H) 3.88 (br. s., 2 H) 3.82 (s, 3 H) 3.70 (d, <i>J</i> =10.45 Hz, 2 H) 1.50 (d, <i>J</i> =6.42 Hz, 6 H)
3 (Scheme B)	 ·TFA <i>N</i> -(3-((9-isopropyl-6-((1-methyl-1 <i>H</i> -pyrazol-4-yl)amino)-9 <i>H</i> -purin-2-yl)oxy)phenyl)acrylamide trifluoroacetate	419.0 [<i>M</i> + <i>H</i>] ⁺	¹ H NMR (400 MHz, DMSO- <i>d</i> ₆) δ ppm 10.38 (s, 1H), 10.18 (s, 1H), 8.23 (s, 1H), 7.62-7.63 (d, 2H), 7.44-7.49 (t, 2H), 7.33 (s, 1H), 7.16 (s, 1H), 6.94-6.96 (d, 1H), 6.41-3.45 (q, 1H), 6.23-6.27 (d, 1H), 5.75-5.78 (d, 1H), 4.67-4.70 (m, 1H), 3.56 (s, 3H), 1.53-1.54 (d, 6H)
4 (Scheme D)	 <i>N</i> -(3-((9-isopropyl-6-((1-methyl-1 <i>H</i> -pyrazol-4-yl)amino)-9 <i>H</i> -purin-2-yl)pyrrolidin-3-yl)acrylamide	396.3 [<i>M</i> + <i>H</i>] ⁺ 2.28 6	¹ H NMR (400 MHz, DMSO- <i>d</i> ₆) δ ppm 9.56 (s, 1 H) 8.38 (d, <i>J</i> =6.72 Hz, 1 H) 7.97 (s, 1 H) 7.89 (s, 1 H) 7.75 (s, 1 H) 6.20 - 6.34 (m, 1 H) 6.05 - 6.18 (m, 1 H) 5.60 (dd, <i>J</i> =10.03, 2.32 Hz, 1 H) 4.56 - 4.73 (m, 1 H) 4.43 (br. s., 1 H) 3.76 - 3.92 (m, 4 H) 3.68 (d, <i>J</i> =5.14 Hz, 2 H) 3.43 - 3.51 (m,

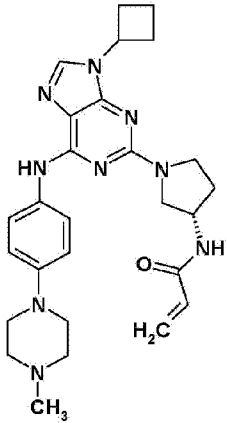
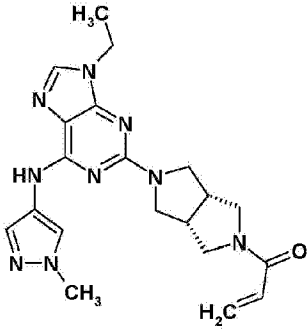
Example No. (Scheme)	Structure and Compound Name	LRMS <i>m/z</i>	¹ H NMR
	(S)-N-(1-(9-isopropyl-6-((1-methyl-1 <i>H</i> -pyrazol-4-yl)amino)-9 <i>H</i> -purin-2-yl)pyrrolidin-3-yl)acrylamide		¹ H) 2.15 - 2.28 (m, 1 H) 1.87 - 1.99 (m, 1 H) 1.51 (d, J=6.85 Hz, 6 H)
5 (Scheme D)		471.2 [M+H] ⁺	¹ H NMR (400 MHz, DMSO-d ₆) δ ppm 8.20 (br. s., 1H), 8.14 (br. s., 1H), 7.71 (br. s., 1H), 6.24 (dd, J=10.0, 16.0 Hz, 1H), 6.14 (d, J=16.0 Hz, 1H), 5.60 (d, J=9.3 Hz, 1H), 5.16 (d, J=51.0 Hz, 1H), 4.80 (br. s., 1H), 4.58 - 4.41 (m, 1H), 3.99 - 3.77 (m, 7H), 3.72 - 3.55 (m, 6H)
	N-((3 <i>R</i> ,4 <i>R</i>)-4-fluoro-1-(6-((3-methoxy-1-(1-methylazetidin-3-yl)-1 <i>H</i> -pyrazol-4-yl)amino)-9-methyl-9 <i>H</i> -purin-2-yl)pyrrolidin-3-yl)acrylamide		
6 (Scheme E) yl)piperidin-1-yl)prop-2-en-1-one		395.1 [M+H] ⁺	¹ H NMR (700 MHz, DMSO-17mm) δ ppm 9.87 (br. s., 1 H) 8.28 (br. s., 1 H) 7.96 - 8.13 (m, 1 H) 7.74 (d, J=7.26 Hz, 1 H) 6.76 - 6.91 (m, 1 H) 5.99 - 6.17 (m, 1 H) 5.53 - 5.75 (m, 1 H) 4.69 - 4.84 (m, 2 H) 4.03 - 4.30 (m, 2 H) 3.84 (s, 3 H) 2.74 - 3.02 (m, 2 H) 2.11 - 2.28 (m, 1 H) 1.75 - 2.01 (m, 2 H) 1.54 (d, J=2.64 Hz, 7 H)
	1-(3-(9-isopropyl-6-((1-methyl-1 <i>H</i> -pyrazol-4-yl)amino)-9 <i>H</i> -purin-2-yl)piperidin-1-yl)prop-2-en-1-one (<i>single enantiomer with unknown absolute stereochemistry</i>)		
			¹ H NMR (400 MHz, DMSO-

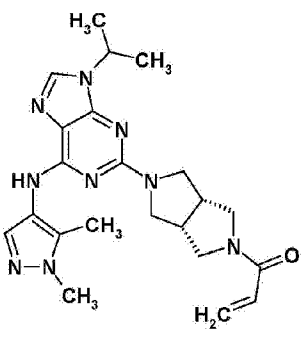
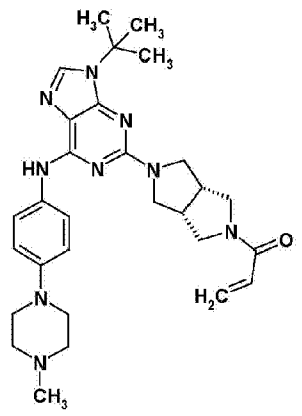
Example No. (Scheme)	Structure and Compound Name	LRMS <i>m/z</i>	¹ H NMR
7 (Scheme F) yl)acrylam		416.1 [M+H] ⁺	d6) δ ppm 8.44 (d, J=6.5 Hz, 1 H) 7.97 (s, 1 H) 7.82 (s, 1 H) 7.78 (s, 1 H) 6.23 (dd, J=10.0, 17.0 Hz, 1 H) 6.14 (dd, J=2.8, 17.0 Hz, 1 H) 5.62 (dd, J=2.8, 10.0 Hz, 1 H) 5.12 (d, J=51.0 Hz, 1 H) 4.46 (td, J=6.0, 11.9 Hz, 1 H) 3.88-3.6 (m, 4 H) 3.82 (s, 3 H) 3.71 (s, 3 H) 3.62 (s, 3 H)
	N-((3 <i>R</i> ,4 <i>R</i>)-4-fluoro-1-(6-((3-methoxy-1-methyl-1 <i>H</i> -pyrazol-4-yl)amino)-9-methyl-9 <i>H</i> -purin-2-yl)pyrrolidin-3-yl)acrylamide		
8 (Scheme A)		410.2 [M+H] ⁺	¹ H NMR (600 MHz, DMSO- 17mm) δ ppm 9.66 (s, 1 H) 8.56 (s, 1 H) 7.96 (s, 1 H) 7.85 (s, 1 H) 7.70 (s, 1 H) 3.15 - 6.25 (m, 1 H) 6.04 - 6.13 (m, 1 H) 5.54 - 5.64 (m, 1 H) 4.12 (d, J=8.44 Hz, 2 H) 3.94 (d, J=7.52 Hz, 2 H) 3.81 (s, 3 H) 1.68 (s, 9 H) 1.60 (s, 3 H)
	N-(1-(9-(<i>tert</i> -butyl)-6-((1-methyl-1 <i>H</i> -pyrazol-4-yl)amino)-9 <i>H</i> -purin-2-yl)-3-methylazetidin-3-yl)acrylamide		
			¹ H NMR (600 MHz, DMSO- 17mm) δ ppm 9.17 (s, 1 H) 8.40 (d, J=6.60 Hz, 1 H) 7.85 (d, J=8.25 Hz, 2 H) 7.83 (s, 1 H) 6.88 (d, J=8.99

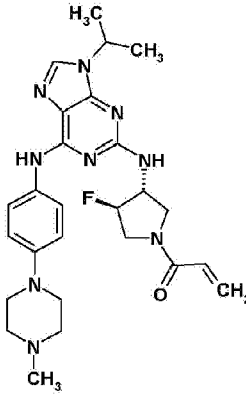
Example No. (Scheme)	Structure and Compound Name	LRMS <i>m/z</i>	¹ H NMR
9 (Scheme A)	 <p>(S)-N-(1-(9-(<i>tert</i>-butyl)-6-((4-(4-methylpiperazin-1-yl)phenyl)amino)-9H-purin-2-yl)pyrrolidin-3-yl)acrylamide</p>	504.2 [M+H] ⁺	Hz, 2 H) 6.19 - 6.29 (m, 1 H) 3.06 - 6.15 (m, 1 H) 5.53 - 5.64 (m, 1 H) 4.44 (d, J=4.77 Hz, 1 H) 3.76 (dd, J=11.28, 6.51 Hz, 1 H) 3.57 - 3.68 (m, 2 H) 3.07 (br. s., 4 H) 2.45 (br. s., 4 H) 2.22 (s, 4 H) 1.85 - 1.95 (m, 1 H) 1.70 (s, 9 H)
10 (Scheme A)	 <p>N-(1-(9-isopropyl-6-((4-(4-methylpiperazin-1-yl)phenyl)amino)-9H-purin-2-yl)-3-methylpyrrolidin-3-yl)acrylamide (*single enantiomer with unknown absolute stereochemistry)</p>	504.2 [M+H] ⁺	¹ H NMR (600 MHz, DMSO-17mm) δ ppm 9.19 (s, 1 H) 8.05 - 8.21 (m, 1 H) 7.92 (s, 1 H) 7.87 (d, J=8.62 Hz, 2 H) 6.89 (d, J=8.99 Hz, 2 H) 3.21 - 6.36 (m, 1 H) 6.09 (d, J=1.83 Hz, 1 H) 5.47 - 5.62 (m, 1 H) 4.55 - 4.70 (m, 1 H) 3.84 - 4.00 (m, 1 H) 3.54 - 3.69 (m, 2 H) 3.47 - 3.52 (m, 1 H) 3.08 (br. s., 4 H) 2.46 (t, J=4.58 Hz, 4 H) 2.38 - 2.43 (m, 1 H) 2.23 (s, 3 H) 1.92 - 2.00 (m, 1 H) 1.51 (d, J=6.79 Hz, 6 H) 1.49 (s, 3 H)
			¹ H NMR (600 MHz, DMSO-

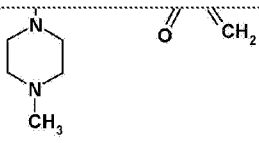
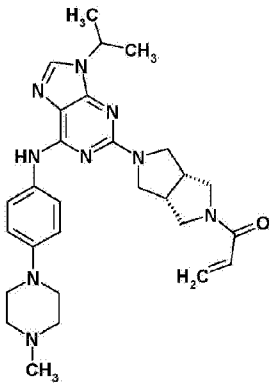
Example No. (Scheme)	Structure and Compound Name	LRMS <i>m/z</i>	¹ H NMR
11 (Scheme A)		426.1 [M+H] ⁺	17mm) δ ppm 8.35 - 8.43 (m, 1 H) 7.87 - 7.94 (m, 2 H) 7.75 - 7.84 (m, 1 H) 6.21 - 3.31 (m, 1 H) 6.06 - 6.16 (m, 1H) 5.55 - 5.63 (m, 1 H) 4.55 - 4.67 (m, 1 H) 4.32 - 4.46 (m, 1 H) 3.83 (s, 3 H) 3.71 - 3.76 (m, 1 H) 3.70 (s, 3 H) 3.56 - 3.64 (m, 2 H) 3.44 - 3.48(m, 1H) 2.13 - 2.22 (m, 1 H) 1.83 - 1.93 (m, 1H) 1.50 (d, J=6.79 Hz, 6 H)
	(S)-N-(1-(9-isopropyl-6-((3-methoxy-1-methyl-1 <i>H</i> -pyrazol-4-yl)amino)-9 <i>H</i> -purin-2-yl)pyrrolidin-3-yl)acrylamide		
12 (Scheme A)		490.2 [M+H] ⁺ 2.22	¹ H NMR (600 MHz, DMSO-17mm) δ ppm 9.31 (s, 1 H) 8.57 (s, 1 H) 7.99 (s, 1 H) 7.82 (d, J=8.99 Hz, 2 H) 3.88 (d, J=8.99 Hz, 2 H) 6.18 - 6.26 (m, 1 H) 6.03 - 6.13 (m, 1 H) 5.55 - 5.63 (m, 1 H) 4.57 - 4.66 (m, 1 H) 4.11 (d, J=8.44 Hz, 2 H) 3.91 (s, 2 H) 3.05 - 3.11 (m, 4 H) 2.42 - 2.48 (m, 4 H) 2.22 (s, 3 H) 1.58 (s, 3 H) 1.50 (d, J=6.79 Hz, 6 H)
	N-(1-(9-isopropyl-6-((4-(4-methylpiperazin-1-yl)phenyl)amino)-9 <i>H</i> -purin-2-yl)-3-methylazetidin-3-yl)acrylamide		¹ H NMR (600 MHz, DMSO-

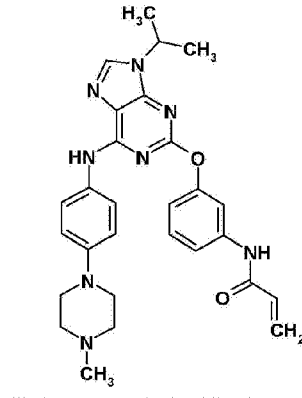
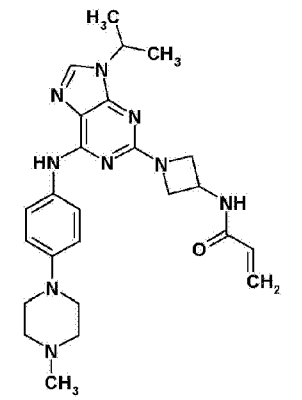
Example No. (Scheme)	Structure and Compound Name	LRMS <i>m/z</i>	¹ H NMR
13 (Scheme A)		396.1 [M+H] ⁺	17mm) δ ppm 9.61 - 9.78 (m, 1 H) 8.21 - 8.38 (m, 1 H) 7.97 (d, J=4.95 Hz, 2 H) 7.71 (s, 1 H) 6.17 - 6.30 (m, 1 H) 6.11 (d, J=2.02 Hz, 1 H) 5.55 - 5.66 (m, 1 H) 4.50 - 4.68 (m, 1 H) 4.15 (d, J=8.07 Hz, 2 H) 3.91 - 4.02 (m, 2 H) 3.82 (s, 3 H) 1.60 (s, 3 H) 1.43 - 1.52 (m, 6 H)
	N-(1-(9-isopropyl-6-((1-methyl-1H-pyrazol-4-yl)amino)-9H-purin-2-yl)-3-methylazetidin-3-yl)acrylamide		
14 (Scheme A)		491.6 [M+H] ⁺	¹ H NMR (400 MHz, DMSO-d ₆) δ ppm 9.61 (s, 1 H) 8.51 (d, J=6.60 Hz, 1 H) 8.13 (s, 1 H) 7.70 (d, J=8.80 Hz, 2 H) 6.88 (d, J=8.93 Hz, 2 H) 6.18 - 6.32 (m, 1 H) 6.05 - 3.14 (m, 1 H) 5.61 (dd, J=10.03, 1.83 Hz, 1 H) 5.17 - 5.31 (m, 1 H) 4.57 - 4.71 (m, 1 H) 4.27 - 4.40 (m, 1 H) 3.02 - 3.12 (m, 4 H) 2.37-2.48 (m, 8 H) 2.22 (s, 3 H) 1.52 (d, J=6.72 Hz, 6 H)
	N-((trans)-3-((9-isopropyl-6-((4-(4-methylpiperazin-1-yl)phenyl)amino)-9H-purin-2-yl)oxy)cyclobutyl)acrylamide		
			¹ H NMR (400 MHz, DMSO-d ₆) δ ppm 9.28 (1 H, s) 8.40 (1

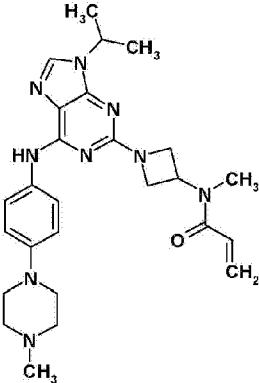
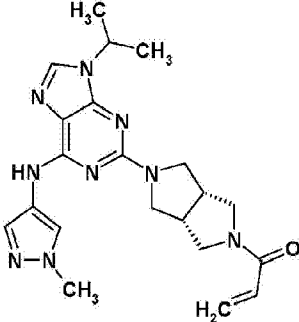
Example No. (Scheme)	Structure and Compound Name	LRMS <i>m/z</i>	¹ H NMR
15 (Scheme A)	 <p>(S)-N-(1-(9-cyclobutyl-6-((4-(4-(methylpiperazin-1-yl)phenyl)amino)-9H-purin-2-yl)pyrrolidin-3-yl)acrylamide</p>	502.2 [M+H] ⁺ 2.56 2.47	H, d, <i>J</i> =6.97 Hz) 8.03 (1 H, s) 7.90 (2 H, d, <i>J</i> =8.93 Hz) 6.93 (2 H, d, <i>J</i> =9.05 Hz) 3.19 -6.34 (1 H, m) 6.05 - 3.17(1 H, m) 5.60 (1 H, dd, <i>J</i> =9.90, 2.32 Hz) 4.88 (1 H, t, <i>J</i> =8.44 Hz) 4.44 (1 H, d, <i>J</i> =5.01 Hz) 3.77 (1 H, dd, <i>J</i> =11.25, 6.24 Hz) 3.54 - 3.71 (2 H, m) 3.45 (1 H, dd, <i>J</i> =11.00, 3.30 Hz) 3.27 - 3.38 (7 H, m) 3.22 (2 H, br. s.) 2.67 (2 H, t, <i>J</i> =10.33 Hz) 2.56 - 2.63 (2 H, m) 2.36 - 2.47 (2 H, m) 2.11 - 2.27 (1 H, m) 1.67 - 1.99 (3 H, m)
16 (Scheme A)		408.2 [M+H] ⁺	¹ H NMR (400 MHz, DMSO-d ₆) δ ppm 9.62 (s, 1H), 7.99 (s, 1H), 7.85 (s, 1H), 7.72 (s, 1H), 6.56-6.63 (p, 1H), 6.11-6.16 (dd, 1H), 5.65-5.68 (dd, 1H), 4.02-4.08 (m, 2H), 3.82-3.86 (m, 6H), 3.69-3.75 (m, 1H), 3.55-3.59

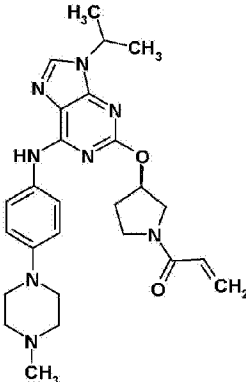
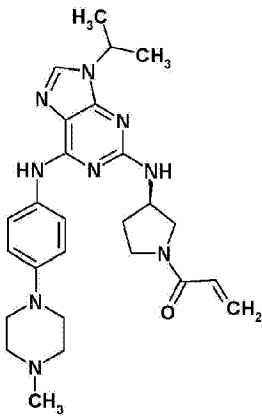
Example No. (Scheme)	Structure and Compound Name	LRMS <i>m/z</i>	¹ H NMR
	1-((<i>cis</i>)-5-(9-ethyl-6-((1-methyl-1 <i>H</i> -pyrazol-4-yl)amino)-9 <i>H</i> -purin-2-yl)hexahydropyrrolo[3,4- <i>c</i>]pyrrol-2(1 <i>H</i>)-yl)prop-2-en-1-one		(m, 1H), 3.33-3.47 (m, 3H), 2.99-3.08 (m, 2H), 1.37-1.41 (t, 3H)
17 (Scheme A)		436.3 [M+H] ⁺	¹ H NMR (400 MHz, CDCl ₃) δ ppm 7.96 (s, 1H), 7.58 (s, 1H), 6.44-6.40 (m, 2H), 5.71-5.68 (m, 1H), 4.70 (m, 1H), 3.95-3.85 (m, 7H), 3.67-6.54 (m, 4H), 3.11-3.04 (m, 2H), 2.32 (s, 3H), 1.59-1.55 (m, 6H)
	1-((<i>cis</i>)-5-(6-((1,5-dimethyl-1 <i>H</i> -pyrazol-4-yl)amino)-9-isopropyl-9 <i>H</i> -purin-2-yl)hexahydropyrrolo[3,4- <i>c</i>]pyrrol-2(1 <i>H</i>)-yl)prop-2-en-1-one		
18 (Scheme A)		530.4 [M+H] ⁺	¹ H NMR (400MHz, DMSO- <i>d</i> ₆) δ ppm 9.15 (s, 1H) 7.86 (d, <i>J</i> =8.8 Hz, 2H) 7.83 (s, 1H) 6.89 (d, <i>J</i> =8.7 Hz, 2H) 3.58 (dd, <i>J</i> =10.4, 16.8 Hz, 1H) 6.12 (d, <i>J</i> =16.8 Hz, 1H) 5.65 (d, <i>J</i> =10.3 Hz, 1H) 3.74 - 3.91 (m, 3H) 3.68 (dd, <i>J</i> =7.6, 12.5 Hz, 1H) 3.55 (dd, <i>J</i> =4.6, 10.4 Hz, 1H) 3.33 - 3.49 (m, 4H) 3.09 (br. s., 5H) 2.91 - 3.02 (m, 1H) 2.27 (br. s., 3H) 1.70 (s, 9H).

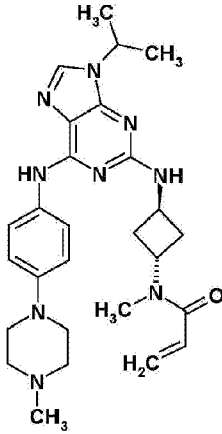
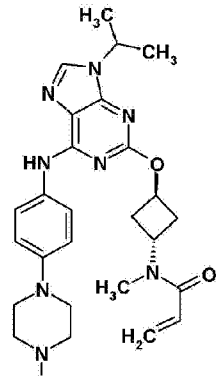
Example No. (Scheme)	Structure and Compound Name	LRMS <i>m/z</i>	¹ H NMR
	1-((<i>cis</i>)-5-(9-(<i>tert</i> -butyl)-6-((4-(4-methylpiperazin-1-yl)phenyl)amino)-9 <i>H</i> -purin-2-yl)hexahydropyrrolo[3,4- <i>c</i>]pyrrol-2(1 <i>H</i>)-yl)prop-2-en-1-one		(note: some peaks hidden by solvent)
19 (Scheme A)		509.2 [M+H] ⁺	¹ H NMR (600 MHz, DMSO- 17mm) δ ppm 9.27 (br. s., 1 H) 7.95 (s, 1 H) 7.79 (t, J=8.99 Hz, 2 H) 6.93 - 7.06 (m, 1 H) 6.85 (d, J=8.80 Hz, 2 H) 6.58 (dt, J=16.78, 10.68 Hz, 1 H) 6.16 (ddd, J=16.74, 4.81, 2.48 Hz, 1 H) 5.64 - 5.74 (m, 1 H) 5.16 - 5.37 (m, 1 H) 4.55 - 4.66 (m, 1 H) 4.37 - 4.52 (m, 1 H) 3.88 - 4.00 (m, 1 H) 3.79 - 3.87 (m, 1 H) 3.61 - 3.76 (m, 2 H) 3.01 - 3.08 (m, 4 H) 2.39 - 2.47 (m, 4 H) 2.21 (s, 3 H) 1.51 (d, J=6.42 Hz, 6 H)
	1-((<i>trans</i>)-3-fluoro-4-((9-isopropyl-6-((4-(4-methylpiperazin-1-yl)phenyl)amino)-9 <i>H</i> -purin-2-yl)amino)pyrrolidin-1-yl)prop-2-en-1-one		¹ H NMR (600 MHz, DMSO- 17mm) δ ppm 9.29 (br. s., 1 H) 7.85 (s, 1 H) 7.81 (dd, J=8.99, 7.34 Hz, 2 H) 6.95 - 7.20 (m, 1 H) 6.86 (d, J=8.99 Hz, 2 H) 6.59 (dt, J=16.69, 10.18


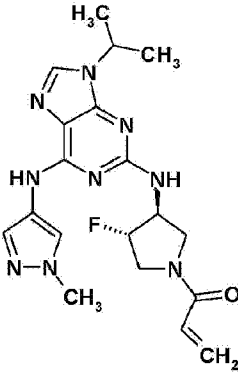
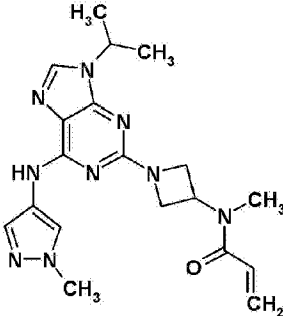
Example No. (Scheme)	Structure and Compound Name	LRMS <i>m/z</i>	¹ H NMR
20 (Scheme A)	 <p>1-((<i>trans</i>)-3-fluoro-4-((9-methyl-6-((4-(4-methylpiperazin-1-yl)phenyl)amino)-9H-purin-2-yl)amino)pyrrolidin-1-yl)prop-2-en-1-one</p>	480.1 [M+H] ⁺	Hz, 1 H) 3.18 (ddd, J=16.78, 4.86, 2.38 Hz, 1 H) 5.71 (ddd, J=10.22, 5.27, 2.48 Hz, 1 H) 5.20 - 5.36 (m, 1 H) 4.41 - 4.59 (m, 1 H) 3.80 - 4.01 (m, 2 H) 3.66 - 3.76 (m, 2 H) 3.62 (s, 3 H) 3.02 - 3.11 (m, 4 H) 2.42 - 2.48 (m, 4 H) 2.22 (s, 3 H)
21 (Scheme A)	 <p>1-((<i>cis</i>)-5-(9-isopropyl-6-((4-(4-methylpiperazin-1-yl)phenyl)amino)-9H-purin-2-yl)hexahydropyrrolo[3,4-<i>c</i>]pyrrol-2(1H)-yl)prop-2-en-1-one</p>	516.4 [M+H] ⁺	¹ H NMR (400 MHz, DMSO- <i>d</i> ₆) δ ppm 9.16 (s, 1 H) 7.91 (s, 1 H) 7.85 (d, J=9.05 Hz, 2 H) 6.88 (d, J=9.17 Hz, 2 H) 6.58 (dd, J=16.87, 10.39 Hz, 1 H) 6.12 (dd, J=16.75, 2.45 Hz, 1 H) 5.65 (dd, J=10.27, 2.32 Hz, 1 H) 4.61 (dt, J=13.48, 6.77 Hz, 1 H) 3.74 - 3.89 (m, 4 H) 3.68 (dd, J=12.72, 7.70 Hz, 1 H) 3.54 (dd, J=10.33, 5.44 Hz, 1 H) 3.34 - 3.46 (m, 4 H) 3.03 - 3.14 (m, 4 H) 2.40 - 2.47 (m, 4 H) 2.23 (s, 3 H) 1.50 (d, J=6.72 Hz, 6 H)

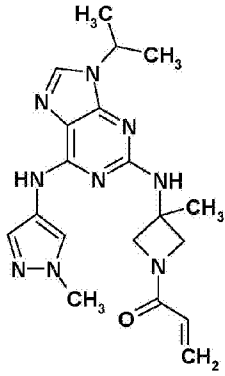
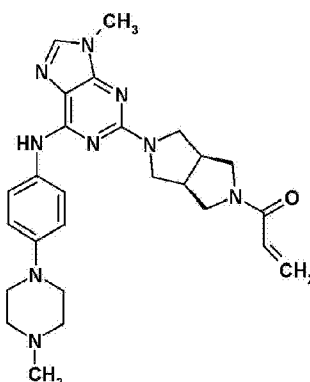
Example No. (Scheme)	Structure and Compound Name	LRMS <i>m/z</i>	¹ H NMR
22 (Scheme B)		513.3 [M+H] ⁺	¹ H NMR (400 MHz, DMSO-d ₆) δ ppm 10.33 (s, 1H), 9.78 (s, 1H), 8.21-8.24 (d, 2H), 7.58-7.62 (t, 2H), 7.44-7.47 (d, 2H), 7.39-7.41 (t, 1H), 6.89-6.91 (m, 1H), 6.63-6.65 (d, 2H), 6.41-6.43 (m, 1H), 6.27-6.28 (d, 1H), 5.75-5.77 (d, 1H), 4.65-4.70 (m, 1H), 3.00 (s, 4H), 2.45 (s, 4H), 2.23 (s, 3H), 1.51-1.53 (d, 6H).
	<i>N</i> -(3-((9-isopropyl-6-((4-(4-methylpiperazin-1-yl)phenyl)amino)-9H-purin-2-yl)oxy)phenyl)acrylamide (isolated as a formic acid salt)		(isolated as a formic acidsalt)
23 (Scheme A)		476.3 [M+H] ⁺	¹ H NMR (400 MHz, methanol-d ₄) δ ppm 8.41 (formic acid, residue), 7.87 (s, 1H), 7.84-7.82 (d, 2H), 7.04-7.02 (d, 2H), 6.30-6.28 (m, 2H), 5.70-5.67 (m, 1H), 4.76-4.71 (m, 1H), 4.55-4.54 (m, 1H), 3.93-3.92 (m, 1H), 3.77-3.72 (m, 2H), 3.59-3.55 (m, 1H), 3.37-3.34 (m, 8H), 2.90 (s, 3H),

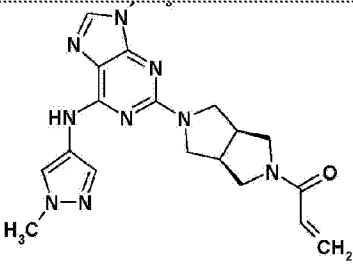
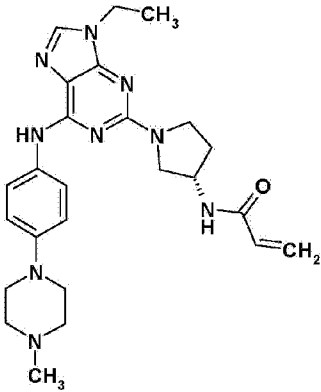
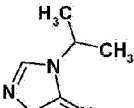
Example No. (Scheme)	Structure and Compound Name	LRMS <i>m/z</i>	¹ H NMR
	<i>N</i> -(1-(9-isopropyl-6-((4-(4-methylpiperazin-1-yl)phenyl)amino)-9 <i>H</i> -purin-2-yl)azetidin-3-yl)acrylamide		2.33-2.28 (m, 1H), 2.06-2.01 (m, 1H), 1.59-1.58 (d, 6H)
24 (Scheme A)		490.3 [M+H] ⁺	¹ H NMR (400 MHz, methanol-d ₄) δ ppm 7.94 (s, 1H), 7.77-7.75 (d, 2H), 7.00-3.97 (d, 2H), 6.80-6.73 (m, 1H), 6.29-6.18 (m, 1H), 5.80-5.75 (m, 1H), 5.28-5.13 (m, 1H), 4.77-4.71 (m, 1H), 4.42-4.34 (m, 2H), 4.24-4.16 (m, 2H), 3.24-3.17 (m, 7H), 2.63-2.61 (m, 4H), 2.35 (s, 3H), 1.59-1.57 (m, 6H)
	<i>N</i> -(1-(9-isopropyl-6-((4-(4-methylpiperazin-1-yl)phenyl)amino)-9 <i>H</i> -purin-2-yl)azetidin-3-yl)- <i>N</i> -methylacrylamide		
25 (Scheme A)		422.2 [M+H] ⁺	¹ H NMR (600 MHz, DMSO-d ₆) δ ppm 9.43 (s, 1 H) 7.96 (s, 1 H) 7.85 (s, 1 H) 7.65 (s, 1 H) 6.48 - 6.59 (m, 1 H) 3.07 - 6.15 (m, 1 H) 5.63 - 5.70 (m, 1 H) 4.52 - 4.62 (m, 1 H) 3.83 (dd, J=10.82, 7.70 Hz, 2 H) 3.78 (s, 3 H) 3.62 - 3.70 (m, 1 H) 3.47 - 3.54 (m, 1 H) 3.42 (br. s, 1 H)

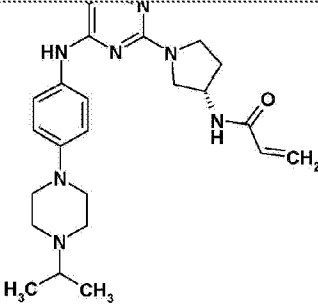
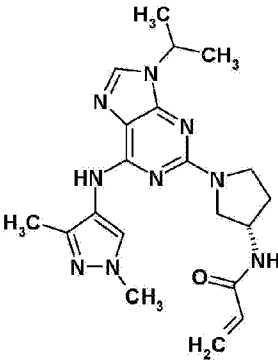
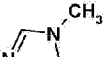
Example No. (Scheme)	Structure and Compound Name	LRMS <i>m/z</i>	¹ H NMR
	1-((<i>cis</i>)-5-(9-isopropyl-6-((1-methyl-1 <i>H</i> -pyrazol-4-yl)amino)-9 <i>H</i> -purin-2-yl)hexahydropyrrolo[3,4- <i>c</i>]pyrrol-2(1 <i>H</i>)-yl)prop-2-en-1-one		3.29 - 3.36 (m, 1 H) 3.03 - 3.10 (m, 2 H) 2.93 - 3.02 (m, 2 H) 1.44 (d, <i>J</i> =6.79 Hz, 3 H)
26 (Scheme A)		491.0 [M+H] ⁺	¹ H NMR (400 MHz, DMSO- <i>d</i> ₆) δ ppm 9.69 (s, 1H), 8.16 (s, 1H), 7.70-7.66 (m, 2H), 3.94-6.92 (d, 2H), 6.66-6.51 (m, 1H), 6.16-6.12 (m, 1H), 5.70-5.64 (m, 1H), 5.48-5.42 (d, 1H), 4.67-6.63 (m, 1H), 3.92-3.47 (m, 4H), 3.14 (s, 4H), 2.63 (s, 4H), 2.34-2.16 (m, 5H), 1.53-1.51 (d, 6H)
	(R)-1-(3-((9-isopropyl-6-((4-(4-methylpiperazin-1-yl)phenyl)amino)-9 <i>H</i> -purin-2-yl)oxy)pyrrolidin-1-yl)prop-2-en-1-one		
27 (Scheme A)		490.3 [M+H] ⁺	¹ H NMR (400 MHz, DMSO- <i>d</i> ₆) δ ppm 9.24 (brs, 1H), 8.17 (s, 2H), 7.94 (s, 1H), 7.78-7.82 (m, 2H), 6.83-3.89 (m, 3H), 6.49-6.60 (m, 1H), 6.10-6.16 (m, 1H), 5.62-5.67 (m, 1H), 4.57-4.60 (m, 1H), 4.34-4.42 (m, 1H), 3.90-3.91 (m, 0.5H), 3.42-3.74 (m, 3.5H), 3.12 (brs, 4H), 2.66 (brs, 4H), 2.36

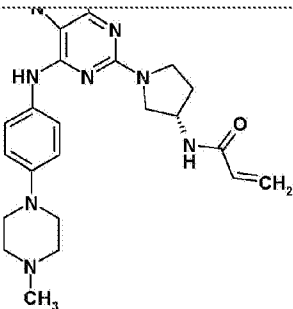
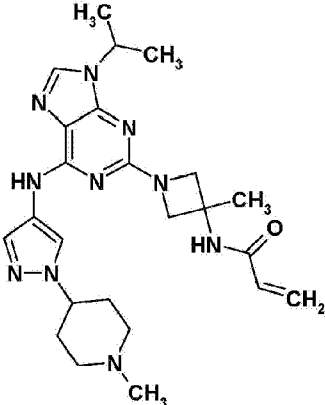
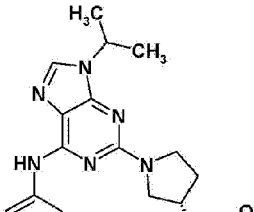
Example No. (Scheme)	Structure and Compound Name	LRMS <i>m/z</i>	¹ H NMR
	(R)-1-(3-((9-isopropyl-6-((4-(4-methylpiperazin-1-yl)phenyl)amino)-9H-purin-2-yl)amino)pyrrolidin-1-yl)prop-2-en-1-one (isolated as a bis-formate salt)		(s, 3H), 1.97-2.23(m, 2H), 1.49-1.51 (m, 6H). (isolated as a bis-formate salt)
28 (Scheme A)		504.3 [M+H] ⁺	¹ H NMR (400 MHz, DMSO-d ₆) δ ppm 9.15 (s, 1H), 7.92 (s, 1H), 7.81-7.83 (d, 2H), 7.02 (s, 1H), 6.88-6.90 (d, 2H), 6.71-6.78 (m, 1H), 6.05-6.09 (m, 1H), 5.65-5.67 (s, 1H), 5.20 (s, 0.5H), 4.85 (s, 0.5H), 4.55-4.61 (m, 1H), 4.22 (s, 1H), 2.95-3.10 (m, 7H), 2.74-2.65 (m, 6H), 2.28 (s, 5H), 1.49-1.51 (d, 6H). (some peaks hidden by solvent)
29 (Scheme A)		505.2 [M+H] ⁺	¹ H NMR (400 MHz, DMSO-d ₆) δ ppm 9.65 (s, 1H), 8.14 (s, 1H), 7.68-7.70 (d, 2H), 6.90-6.93 (d, 2H), 6.70-6.76 (m, 1H), 6.05 (m, 1H), 5.65 (m, 1H), 5.15 (m, 1.5H), 4.83 (m, 0.5H), 4.62-4.67

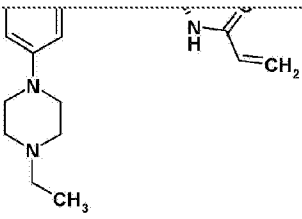
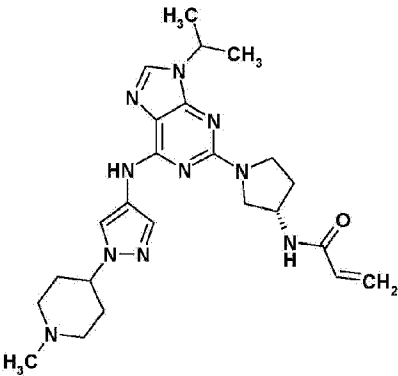
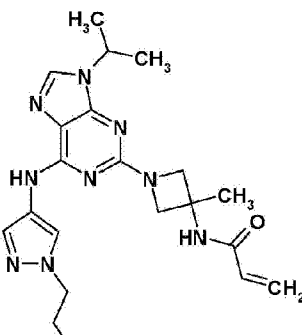
Example No. (Scheme)	Structure and Compound Name	LRMS <i>m/z</i>	¹ H NMR
	 <chem>CC(C)C1=NC2=C(N1)N=CN2C3=NC(=NC(=N3)N4C(=CC=C4)N5CCN(C)CC5)O[C@H]6CC[C@H](C(=O)N(C)C=C)C6</chem>		(m, 1H), 2.95-3.09 (m, 7H), 2.67 (m, 2H), 2.47 (m, 4H), 2.25-2.42 (m, 2H), 2.23 (s, 3H), 1.50-1.52 (d, 6H)
30 (Scheme A)	 <chem>CC(C)C1=NC2=C(N1)N=CN2C3=NC(=NC(=N3)N4C(=CC=C4)N5C=CC=C5N(C)C)N[C@H]6C(=O)C=C[C@H](F)N6</chem>	414.1 [M+H] ⁺	¹ H NMR (600 MHz, DMSO- 17mm) δ ppm 9.65 (br. s., 1 H) 8.05 - 8.17 (m, 1 H) 7.93 (s, 1 H) 7.72 (s, 1 H) 6.95 - 7.12 (m, 1 H) 6.53 - 6.65 (m, 1 H) 6.18 (dt, J=16.69, 2.93 Hz, 1 H) 5.71 (dd, J=10.27, 2.20 Hz, 1 H) 5.16 - 5.41 (m, 1 H) 4.41 - 4.65 (m, 2 H) 3.82 - 4.04 (m, 2 H) 3.79 (s, 3 H) 3.64 - 3.76 (m, 2 H) 1.51 (d, J=6.60 Hz, 6 H)
31 (Scheme A)	 <chem>CC(C)C1=NC2=C(N1)N=CN2C3=NC(=NC(=N3)N4C(=CC=C4)N5C=CC=C5N(C)C)N[C@H]6C(=O)C=C[C@H](F)N6</chem>	396.1 [M+H] ⁺	¹ H NMR (600 MHz, DMSO- 17mm) δ ppm 9.65 (br. s., 1 H) 7.95 (s, 1 H) 7.91 (s, 1 H) 7.60 (s, 1 H) 6.62 - 6.82 (m, 1 H) 5.97 - 6.16 (m, 1 H) 5.57 - 5.75 (m, 1 H) 4.93 - 5.29 (m, 1 H) 4.47 - 4.64 (m, 1 H) 4.17 - 4.35 (m, 2 H) 3.92 - 4.12 (m,

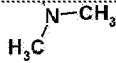
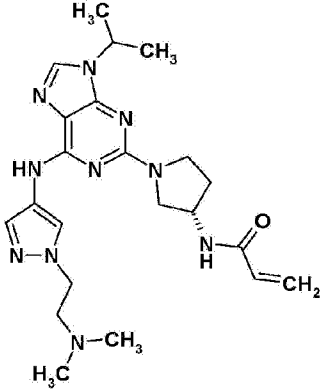
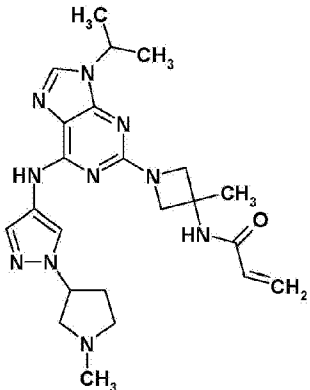
Example No. (Scheme)	Structure and Compound Name	LRMS <i>m/z</i>	¹ H NMR
	<i>N</i> -(1-(9-isopropyl-6-((1-methyl-1 <i>H</i> -pyrazol-4-yl)amino)-9 <i>H</i> -purin-2-yl)azetidin-3-yl)- <i>N</i> -methylacrylamide		2 H) 3.74 (s, 3 H) 3.10 (br. s., 3 H) 1.42 (d, J=6.73 Hz, 6 H)
32 (Scheme A)		396.2 [M+H] ⁺	N/A
	1-(3-((9-isopropyl-6-((1-methyl-1 <i>H</i> -pyrazol-4-yl)amino)-9 <i>H</i> -purin-2-yl)amino)-3-methylazetidin-1-yl)prop-2-en-1-one		
33 (Scheme A)		488.0 [M+H] ⁺	¹ H NMR (400 MHz, DMSO- <i>d</i> ₆) δ ppm 9.26 (s, 1H), 7.87-7.89 (d, 2H), 7.81 (s, 1H), 6.90-6.92 (d, 2H), 6.55-3.62 (q, 1H), 6.10-6.15 (dd, 1H), 5.64-5.67 (dd, 1H), 3.78-3.84 (m, 3H), 3.76-3.77 (m, 1H), 3.61 (s, 3H), 3.45-3.50 (m, 1H), 3.41-3.44 (m, 3H), 3.08-3.14 (m, 4H), 2.98-3.08 (m, 2H), 2.68 (m, 4H), 2.38 (m, 3H)
	1-((<i>cis</i>)-5-(9-methyl-6-((4-(4-methylpiperazin-1-yl)phenyl)amino)-9 <i>H</i> -purin-2-yl)hexahydropyrrolo[3,4- <i>c</i>]pyrrol-2(1 <i>H</i>)-yl)prop-2-en-1-one		
	CH ₂		¹ H NMR (400 MHz, DMSO- <i>d</i> ₆) δ ppm 9.61

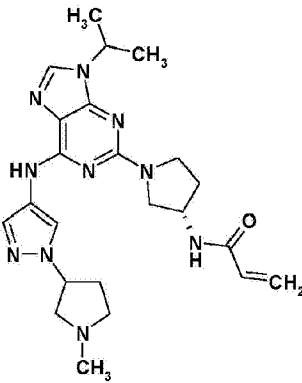
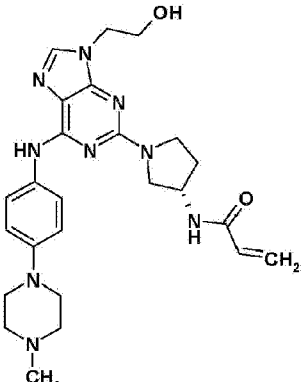
Example No. (Scheme)	Structure and Compound Name	LRMS <i>m/z</i>	¹ H NMR
34 (Scheme A)		394.0 [M+H] ⁺	(s, 1H), 7.98 (m, 1H), 7.78 (s, 1H), 7.72 (s, 1H), 6.55-6.62 (q, 1H), 3.10-6.15 (dd, 1H), 5.65-5.68 (dd, 1H), 3.82-3.85 (m, 3H), 3.67-3.69 (m, 1H), 3.57 (s, 3H), 3.53-3.56 (m, 1H), 3.48-3.53 (m, 3H), 3.00-3.10 (m, 2H)
	1-((<i>cis</i>)-5-(9-methyl-6-((1-methyl-1 <i>H</i> -pyrazol-4-yl)amino)-9 <i>H</i> -purin-2-yl)hexahydropyrrolo[3,4- <i>c</i>]pyrrol-2(1 <i>H</i>)-yl)prop-2-en-1-one		
35 (Scheme A)		476.0 [M+H] ⁺	¹ H NMR (400 MHz, DMSO- <i>d</i> ₆) δ ppm 9.24 (s, 1H), 8.40-8.42 (d, 1H), 7.85-7.87 (m, 3H), 6.87-6.90 (m, 2H), 3.09-6.28 (m, 2H), 5.58-5.61 (m, 1H), 4.42-4.43 (m, 1H), 4.05-4.09 (m, 2H), 3.62-3.75 (m, 1H), 3.40-3.43 (m, 1H), 3.06-3.09 (m, 4H), 2.47-2.50 (m, 4H), 2.20-2.23 (m, 4H), 1.89-1.90 (m, 1H), 1.37-1.41 (m, 3H)
	(<i>S</i>)- <i>N</i> -(1-(9-ethyl-6-((4-(4-methylpiperazin-1-yl)phenyl)amino)-9 <i>H</i> -purin-2-yl)pyrrolidin-3-yl)acrylamide		
			¹ H NMR (400 MHz, DMSO- <i>d</i> ₆) δ ppm 9.23 (s, 1H), 8.44-8.42 (d, 1H), 7.93 (s, 1H), 7.87-7.85 (d, 2H), 6.89-6.86 (m,

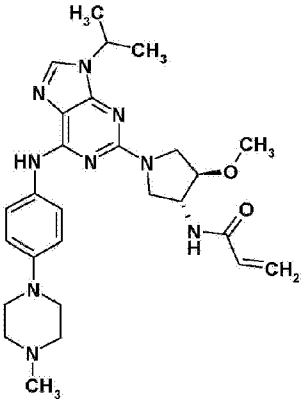
Example No. (Scheme)	Structure and Compound Name	LRMS <i>m/z</i>	¹ H NMR
36 (Scheme A)	 <p data-bbox="408 837 831 981">(S)-N-(1-(9-isopropyl-6-((4-(4-isopropylpiperazin-1-yl)phenyl)amino)-9H-purin-2-yl)pyrrolidin-3-yl)acrylamide</p>	518.1 [M+H] ⁺	2H), 6.29-6.22 (m, 1H), 6.14-6.09 (m, 1H), 5.61-5.58 (m, 1H), 4.65-4.60 (m, 1H), 4.43-4.42 (m, 1H), 3.78-3.74 (m, 1H), 3.67-3.60 (m, 2H), 3.51 (m, 1H), 3.06-3.05 (brs, 4H), 2.70-2.68 (m, 1H), 2.58 (brs, 4H), 2.20-2.17 (m, 1H), 1.92-1.89 (m, 1H), 1.51-1.50 (d, 6H), 1.02-1.00 (d, 6H)
37 (Scheme A)	 <p data-bbox="408 1675 991 1787">(S)-N-(1-(6-((1,3-dimethyl-1H-pyrazol-4-yl)amino)-9-isopropyl-9H-purin-2-yl)pyrrolidin-3-yl)acrylamide</p>	410.2 [M+H] ⁺	¹ H NMR (600 MHz, DMSO-17mm) δ ppm 8.59 - 8.74 (m, 1 H) 8.37 (d, J=6.73 Hz, 1 H) 7.90 (s, 2 H) 6.20 - 3.31 (m, 1 H) 6.12 (dd, J=17.12, 2.19 Hz, 1 H) 5.55 - 5.65 (m, 1 H) 4.61 (s, 1 H) 3.33 - 4.46 (m, 1 H) 3.75 (s, 4 H) 3.52 - 3.66 (m, 2 H) 3.42 - 3.47 (m, 1 H) 2.16 (s, 4 H) 1.83 - 1.96 (m, 1 H) 1.50 (d, J=6.73 Hz, 6 H)
			¹ H NMR (400 MHz, DMSO-d ₆) δ ppm 9.24 (s, 1H), 8.39-8.41 (d, 1H),

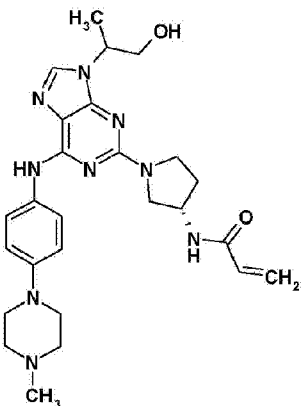
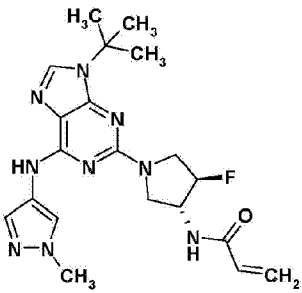
Example No. (Scheme)	Structure and Compound Name	LRMS <i>m/z</i>	¹ H NMR
38 (Scheme A)		462.1 [M+H] ⁺	7.81-7.88 (m, 3H), 6.87-6.89 (m, 2H), 3.09-6.28 (m, 2H), 5.58-5.61 (m, 1H), 4.42-4.43 (m, 1H), 3.74-3.78 (m, 1H), 3.62-3.66 (m, 5H), 3.40-3.50 (m, 1H), 3.06-3.08 (m, 4H), 2.44-2.46 (m, 4H), 2.17-2.43 (m, 4H), 1.89-1.90 (m, 1H)
	(S)-N-(1-(9-methyl-6-((4-(4-methylpiperazin-1-yl)phenyl)amino)-9H-purin-2-yl)pyrrolidin-3-yl)acrylamide		
39 (Scheme A)		479.2 [M+H] ⁺	¹ H NMR (400 MHz, DMSO-d ₆) δ ppm 9.72 (s, 1 H), 8.58 (s, 1 H), 8.05 (s, 1 H), 7.97 (s, 1 H), 7.75 (s, 1 H), 6.22-6.12 (m, 2 H), 5.63-5.59 (m, 1 H), 4.61 (m, 1 H), 4.17-3.94 (m, 5 H), 2.88-2.84 (m, 2 H), 2.22 (s, 3 H), 2.10-1.98 (m, 6 H), 1.61 (s, 3 H), 1.51-1.49 (d, 6 H)
	N-(1-(9-isopropyl-6-((1-(1-methylpiperidin-4-yl)-1H-pyrazol-4-yl)amino)-9H-purin-2-yl)-3-methylazetidin-3-yl)acrylamide		
			¹ H NMR (400 MHz, DMSO-d ₆) δ ppm 9.21 (s, 1H), 8.41-8.40 (m, 1H), 7.90 (s, 1H), 7.86-7.84 (d, 2H), 6.88-3.86 (d, 2H), 6.27-6.20 (m, 1H), 6.11-6.08 (m,

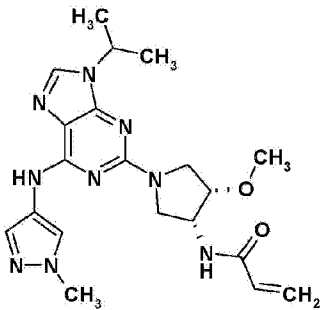
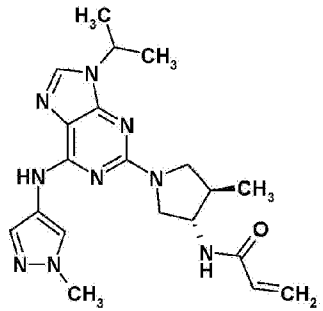
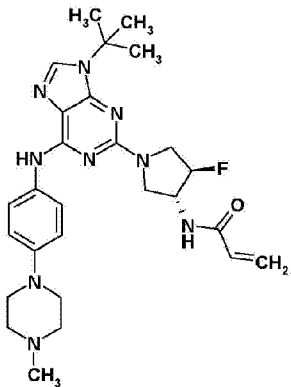
Example No. (Scheme)	Structure and Compound Name	LRMS <i>m/z</i>	¹ H NMR
40 (Scheme A)		504.3 [M+H] ⁺	1H), 5.59-5.56 (m, 1H), 4.62-4.58 (m, 1H), 4.42-4.41 (m, 1H), 3.77-3.72 (m, 1H), 3.63-3.60 (m, 2H), 3.43-3.41 (m, 1H), 3.10 (s, 4H), 2.57 (m, 4H), 2.44-2.43 (m, 2H), 1.89-1.87 (m, 1H), 1.49-1.48 (m, 6H), 1.05-1.02 (m, 3H)
	(S)-N-(1-(6-((4-(4-ethylpiperazin-1-yl)phenyl)amino)-9-isopropyl-9H-purin-2-yl)pyrrolidin-3-yl)acrylamide		
41 (Scheme A)		479.2 [M+H] ⁺	¹ H NMR (400 MHz, DMSO-d ₆) δ ppm 9.63 (s, 1 H), 8.44 (d, 1 H), 8.11 (s, 1 H), 7.91 (s, 1 H), 7.76 (s, 1 H), 3.26-6.11 (m, 2 H), 5.64-5.60 (m, 1 H), 4.62-4.44 (m, 2 H), 4.07 (m, 2 H), 3.83-3.69 (m, 3 H), 2.88-2.84 (m, 2 H), 2.22 (s, 4 H), 2.08-1.92 (m, 7 H), 1.52-1.5 (m, 3H)
	(S)-N-(1-(9-isopropyl-6-((1-(1-methylpiperidin-4-yl)-1H-pyrazol-4-yl)amino)-9H-purin-2-yl)pyrrolidin-3-yl)acrylamide		
42 (Scheme A)		453.1	¹ H NMR (300 MHz, DMSO) δ ppm 9.71 (s, 1H), 8.57 (s, 1H), 8.10 (s, 1H), 7.97 (s, 1H), 7.70 (s, 1H), 6.28-6.07 (m, 2H), 5.63-5.58 (m, 1H), 4.66-4.57 (m,

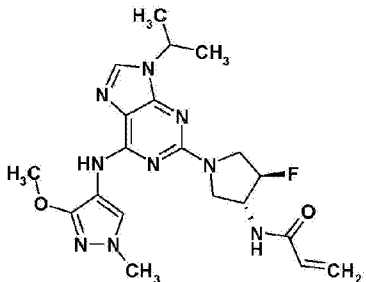
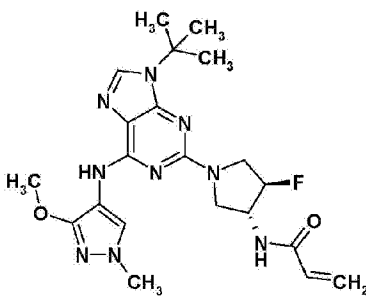
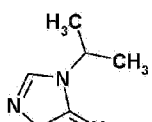
Example No. (Scheme)	Structure and Compound Name	LRMS <i>m/z</i>	¹ H NMR
	 <i>N</i> -(1-(6-((1-(2-(dimethylamino)ethyl)-1 <i>H</i> -pyrazol-4-yl)amino)-9-isopropyl-9 <i>H</i> -purin-2-yl)-3-methylazetidin-3-yl)acrylamide		1H), 4.18-4.15 (m, 4H), 3.97-3.95 (m, 2H), 2.65-2.61 (t, 2H), 2.19 (s, 6H), 1.61 (s, 3H), 1.51-1.49 (d, 6H)
43 (Scheme A)	 <i>(S)</i> - <i>N</i> -(1-(6-((1-(2-(dimethylamino)ethyl)-1 <i>H</i> -pyrazol-4-yl)amino)-9-isopropyl-9 <i>H</i> -purin-2-yl)pyrrolidin-3-yl)acrylamide	453.2 [M+H] ⁺	¹ H NMR (300 MHz, DMSO) δ ppm 9.62 (s, 1H), 8.45-8.43 (d, 1H), 8.14 (s, 1H), 7.91 (s, 1H), 7.70 (s, 1H), 3.31-6.10 (m, 2H), 5.62-5.59 (m, 1H), 4.67-4.58 (m, 1H), 4.47-4.46 (m, 1H), 4.18-4.14 (t, 2H), 3.83-3.68 (m, 3H), 3.49-3.45 (m, 1H), 2.64-2.60 (t, 2H), 2.28-2.17 (m, 7H), 1.96-1.93 (m, 1H), 1.52-1.50 (d, 6H)
44 (Scheme A)		487.1 [M+Na] ⁺	¹ H NMR (300 MHz, DMSO) δ ppm 9.74 (s, 1H), 8.56 (s, 1H), 8.31 (s, 1H), 7.97 (s, 1H), 7.63 (s, 1H), 6.29-6.07 (m, 2H), 5.62-5.59 (m, 1H), 4.85 (m, 1H), 4.66-4.57 (m, 1H), 4.18-4.15 (d, 2H), 3.97-3.94 (d, 2H),

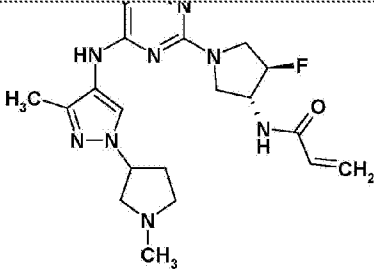
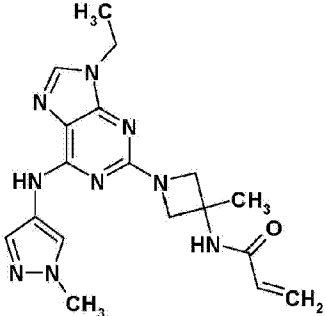
Example No. (Scheme)	Structure and Compound Name	LRMS <i>m/z</i>	¹ H NMR
	<i>N</i> -(1-(9-isopropyl-6-((1-(1-methylpyrrolidin-3-yl)-1 <i>H</i> -pyrazol-4-yl)amino)-9 <i>H</i> -purin-2-yl)-3-methylazetidin-3-yl)acrylamide		2.89-2.73 (m, 3H), 2.43-2.33 (m, 5H), 1.96 (m, 1H), 1.51-1.49 (d, 9H)
45 (Scheme A)		487.1 [M+Na] ⁺	¹ H NMR (300 MHz, DMSO) δ ppm 9.66 (s, 1H), 8.45-8.43 (d, 1H), 8.36 (s, 1H), 7.91 (s, 1H), 7.62 (s, 1H), 6.32-6.09 (m, 2H), 5.63-5.59 (m, 1H), 4.84 (m, 1H), 4.67-4.58 (m, 1H), 4.47 (m, 1H), 3.83-3.45 (m, 4H), 2.84-2.71 (m, 3H), 2.38-2.20 (m, 6H), 1.94 (m, 2H), 1.52-1.50 (d, 6H)
	<i>N</i> -((3 <i>S</i>)-1-(9-isopropyl-6-((1-(1-methylpyrrolidin-3-yl)-1 <i>H</i> -pyrazol-4-yl)amino)-9 <i>H</i> -purin-2-yl)pyrrolidin-3-yl)acrylamide		
46 (Scheme A)		492.2 [M+H] ⁺	¹ H NMR (700 MHz, DMSO-d ₆) δ ppm 9.22 (s, 1 H) 8.38 (d, J=6.82 Hz, 1 H) 7.86 (d, J=9.02 Hz, 2 H) 7.79 (s, 1 H) 6.88 (d, J=9.24 Hz, 2 H) 3.24 (dd, J=17.06, 10.23 Hz, 1 H) 6.11 (dd, J=17.06, 2.31 Hz, 1 H) 5.53 - 5.64 (m, 1 H) 5.07 (t, J=5.28 Hz, 1 H) 4.36 - 4.47 (m, 1 H) 4.08 (t, J=5.50 Hz, 2 H) 3.70 - 3.80 (m,

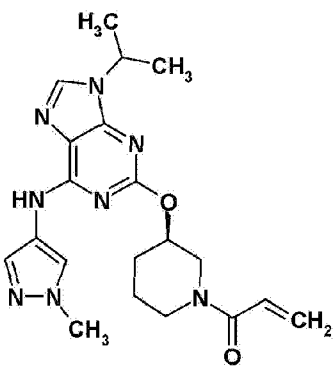
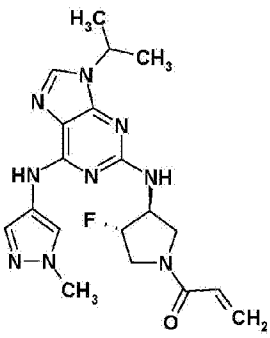
Example No. (Scheme)	Structure and Compound Name	LRMS <i>m/z</i>	¹ H NMR
	(S)-N-(1-(9-(2-hydroxyethyl)-6-((4-(4-methylpiperazin-1-yl)phenyl)amino)-9H-purin-2-yl)pyrrolidin-3-yl)acrylamide		3 H) 3.65 (br. s., 1 H) 3.56 - 3.62 (m, 1 H) 3.39 - 3.46 (m, 1 H) 3.08 (br. s., 4 H) 2.47 (br. s., 4 H) 2.24 (s, 3 H) 2.15 - 2.21 (m, 1 H) 1.85 - 1.93 (m, 1 H)
47 (Scheme C)		520.1 [M+H] ⁺	¹ H NMR (700 MHz, DMSO-d ₆) δ ppm 9.07 - 9.28 (m, 1 H) 8.14 - 8.28 (m, 1 H) 7.84 - 7.94 (m, 1 H) 7.70 - 7.80 (m, 2 H) 6.76 - 6.96 (m, 2 H) 3.27 - 6.38 (m, 1 H) 6.00 - 3.11 (m, 1 H) 5.44 - 5.58 (m, 1 H) 4.53 - 4.60 (m, 1 H) 4.47 - 4.53 (m, 1 H) 3.90 - 3.95 (m, 1 H) 3.69 - 3.75 (m, 1 H) 3.62 - 3.68 (m, 1 H) 3.55 - 3.62 (m, 1 H) 3.24 (s, 3 H) 3.15 - 3.20 (m, 1 H) 2.97 - 3.03 (m, 4 H) 2.34 - 2.40 (m, 4 H) 2.15 (s, 3 H) 1.42 - 1.46 (m, 6 H)
	N-((<i>trans</i>)-1-(9-isopropyl-6-((4-(4-methylpiperazin-1-yl)phenyl)amino)-9H-purin-2-yl)-4-methoxypyrrolidin-3-yl)acrylamide		¹ H NMR (700 MHz, DMSO-d ₆) δ ppm 9.21 (s, 1 H) 8.39 (d, J=6.82 Hz, 1 H) 7.81 - 7.88 (m, 3 H) 6.88 (d,

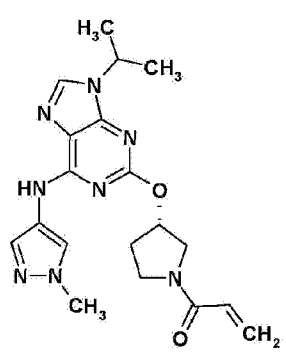
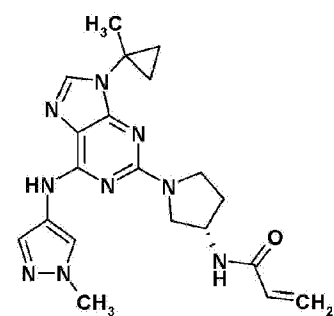
Example No. (Scheme)	Structure and Compound Name	LRMS <i>m/z</i>	¹ H NMR
48 (Scheme A)	 <p data-bbox="408 1122 991 1267"><i>N</i>-((3<i>S</i>)-1-(9-(1-hydroxypropan-2-yl)-6-((4-(4-methylpiperazin-1-yl)phenyl)amino)-9<i>H</i>-purin-2-yl)pyrrolidin-3-yl)acrylamide</p>	506.2 [M+H] ⁺	<p data-bbox="1153 320 1386 1350">J=9.24 Hz, 2 H) 6.24 (dd, J=17.17, 10.12 Hz, 1 H) 3.11 (dd, J=17.17, 2.20 Hz, 1 H) 5.54 - 5.64 (m, 1 H) 5.10 (t, J=5.50 Hz, 1 H) 4.49 (d, J=5.28 Hz, 1 H) 4.35 - 4.44 (m, 1 H) 3.81 (dt, J=11.44, 5.94 Hz, 1 H) 3.75 (dd, J=11.11, 6.27 Hz, 1 H) 3.69 (dt, J=10.73, 5.09 Hz, 1 H) 3.64 (br. s., 1 H) 3.56 - 3.61 (m, 1 H) 3.07 (br. s., 4 H) 2.47 (br. s., 4 H) 2.23 (s, 3 H) 2.16 - 2.20 (m, 1 H) 1.84 - 1.94 (m, 1 H) 1.46 (d, J=7.04 Hz, 3 H)</p>
49 (Scheme A)	 <p data-bbox="408 1827 991 1939"><i>N</i>-((3<i>R</i>,4<i>S</i>)-1-(9-(<i>tert</i>-butyl)-6-((1-methyl-1<i>H</i>-pyrazol-4-yl)amino)-9<i>H</i>-purin-2-yl)-4-fluoropyrrolidin-3-yl)acrylamide</p>	428.1 [M+H] ⁺	<p data-bbox="1153 1373 1386 1957">¹H NMR (400 MHz, DMSO- d₆) δ ppm 9.67 (s, 1H), 8.57- 8.56 (d, 1H), 8.02 (s, 1H), 7.85 (s, 1H) 7.71 (s, 1H), 6.29-6.13 (m, 2H), 5.66-5.62 (m, 1 H), 5.23- 5.10 (m, 1H), 4.55-4.49 (m, 1H), 3.91-3.66 (m, 7H), 1.71 (s, 9H)</p>
			¹ H NMR (700

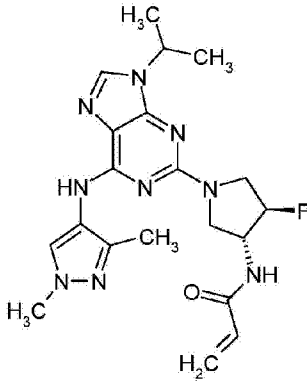
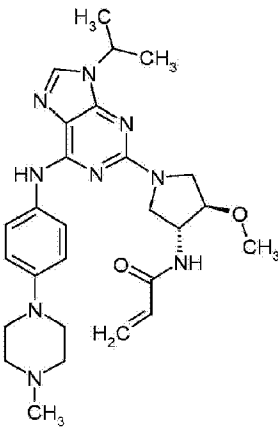
Example No. (Scheme)	Structure and Compound Name	LRMS <i>m/z</i>	¹ H NMR
50 (Scheme C)	 <p><i>N</i>-((<i>cis</i>*)-1-(9-isopropyl-6-((1-methyl-1 <i>H</i>-pyrazol-4-yl)amino)-9<i>H</i>-purin-2-yl)-4-methoxypyrrolidin-3-yl)acrylamide (*single enantiomer with unknown absolute stereochemistry)</p>	426.1 [M+H] ⁺	MHz, DMSO- d ₆) δ ppm 9.52 - 9.68 (m, 1 H) 8.18 - 8.36 (m, 1 H) 7.92 - 8.00 (m, 1 H) 7.90 (s, 1 H) 7.76 (s, 1 H) 6.33 - 6.46 (m, 1 H) 6.09 - 6.20 (m, 1 H) 5.56 - 5.67 (m, 1 H) 4.45 - 4.70 (m, 2 H) 3.98 - 4.07 (m, 1 H) 3.81 (s, 4 H) 3.69 - 3.79 (m, 2 H) 3.40 - 3.47 (m, 1 H) 3.32 (s, 3 H) 1.50 (d, <i>J</i> =6.60 Hz, 6 H)
51 (Scheme A)	 <p><i>N</i>-((3<i>S</i>,4<i>R</i>)-1-(9-isopropyl-6-((1-methyl-1 <i>H</i>-pyrazol-4-yl)amino)-9<i>H</i>-purin-2-yl)-4-methylpyrrolidin-3-yl)acrylamide</p>	410.2 [M+H] ⁺	N/A
52 (Scheme A)		544.2 [M+Na] ⁺	¹ H NMR (400 MHz, methanol- <i>d</i> ₄) δ ppm 7.89 (s, 1 H) 7.80 (d, <i>J</i> =9.03 Hz, 2 H) 7.03 (d, <i>J</i> =9.03 Hz, 2 H) 6.23 - 6.36 (m, 2 H) 5.69 (dd, <i>J</i> =7.65, 4.39 Hz, 1 H) 5.06 - 5.29 (m, 1 H) 4.62 (dd, <i>J</i> =11.42, 5.40 Hz, 1 H)

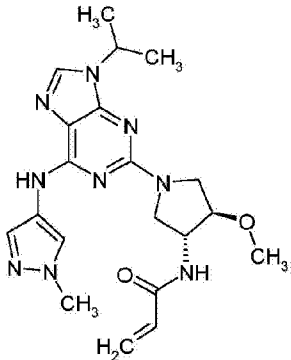
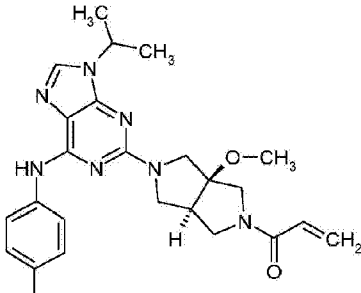
Example No. (Scheme)	Structure and Compound Name	LRMS <i>m/z</i>	¹ H NMR
	<i>N</i> -((3 <i>R</i> ,4 <i>R</i>)-1-(9-(<i>tert</i> -butyl)-6-((4-(4-methylpiperazin-1-yl)phenyl)amino)-9 <i>H</i> -purin-2-yl)-4-fluoropyrrolidin-3-yl)acrylamide		3.79 - 4.04 (m, 4 H) 3.16 - 3.27 (m, 4 H) 2.63 - 2.75 (m, 4 H) 2.39 (s, 3 H) 1.81 (s, 9 H)
53 (Scheme A)		444.3 [M+H] ⁺	¹ H NMR (400 MHz, DMSO-d ₆) δ ppm 8.51-8.50 (d, 1H), 8.03 (s, 1H), 7.92 (s, 1H), 7.83 (s, 1H) 6.28-6.13 (m, 2H), 5.65-5.62 (m, 1 H), 5.19-5.06 (m, 1H), 4.66-4.59 (m, 1H), 4.48-4.47 (m, 1H), 3.83-3.62 (m, 10H), 1.51-1.50 (d, 6H)
	<i>N</i> -((3 <i>R</i> ,4 <i>R</i>)-4-fluoro-1-(9-isopropyl-6-((3-methoxy-1-methyl-1 <i>H</i> -pyrazol-4-yl)amino)-9 <i>H</i> -purin-2-yl)pyrrolidin-3-yl)acrylamide		
54 (Scheme D)		458.2 [M+H] ⁺	¹ H NMR (400 MHz, DMSO-d ₆) δ ppm 8.47 (d, J=6.60 Hz, 1 H) 7.90 (s, 1 H) 7.76 - 7.85 (m, 2 H) 6.20 - 6.34 (m, 1 H) 5.98 - 6.19 (m, 1 H) 5.57 - 5.69 (m, 1 H) 4.98 - 5.26 (m, 1 H) 4.38 - 4.64 (m, 1 H) 3.84 (s, 4 H) 3.73 - 3.83 (m, 2 H) 3.72 (s, 3 H) 3.63 (d, J=12.10 Hz, 1 H) 1.72 (s, 9 H)
	<i>N</i> -((3 <i>R</i> ,4 <i>R</i>)-1-(9-(<i>tert</i> -butyl)-6-((3-methoxy-1-methyl-1 <i>H</i> -pyrazol-4-yl)amino)-9 <i>H</i> -purin-2-yl)-4-fluoropyrrolidin-3-yl)acrylamide		
			¹ H NMR (400MHz, DMSO-d ₆) δ ppm 8.75 (br. s.,

Example No. (Scheme)	Structure and Compound Name	LRMS <i>m/z</i>	¹ H NMR
55 (Scheme C)	 <p data-bbox="408 880 986 1055"><i>N</i>-((3<i>R</i>,4<i>R</i>)-4-fluoro-1-(9-isopropyl-6-((3-methyl-1-(1-methylpyrrolidin-3-yl)-1<i>H</i>-pyrazol-4-yl)amino)-9<i>H</i>-purin-2-yl)pyrrolidin-3-yl)acrylamide (isolated as an acetate salt)</p>	497.3 [M+H] ⁺	<p data-bbox="1153 315 1391 1249">1 H) 8.47 (d, J=6.5 Hz, 1 H) 8.22 (d, J=4.8 Hz, 1 H) 7.94 (br. s., 1 H) 6.23 (dd, J=10.0, 17.0 Hz, 1 H) 6.14 (dd, J=2.0, 17.0 Hz, 1 H) 5.62 (dd, J=2.4, 9.8 Hz, 1 H) 5.23 - 5.04 (m, 1 H) 4.77 (br. s., 1 H) 4.63 (td, J=6.8, 13.5 Hz, 1 H) 4.48 (td, J=5.9, 11.9 Hz, 1 H) 3.87 - 3.62 (m, 4 H) 2.87 - 2.61 (m, 3 H) 2.34 (d, J=6.1 Hz, 2 H) 2.26 (br. s., 3 H) 2.19 (s, 3 H) 1.95 (br. s., 3 H) 1.51 (d, J=6.7 Hz, 6 H).</p> <p data-bbox="1153 1267 1366 1335">(isolated as an acetate salt)</p>
56 (Scheme A)		382.3 (M+H) ⁺	<p data-bbox="1153 1357 1391 1933">¹H NMR (400 MHz, DMSO-d₆) δ ppm 9.74 (br. s, 1 H,) 8.55 (s, 1 H) 7.97 (s, 1 H) 7.93 (s, 1 H) 7.71 (s, 1 H) 3.20 (d, J=9.90 Hz, 1H) 6.12 (d, J=2.08 Hz, 1H) 5.60 (d, J=11.98 Hz, 1H) 4.17 (d, J=8.68 Hz, 2H) 4.02 - 4.11 (m, 2H) 3.97 (d, J=8.19 Hz, 2H)</p>

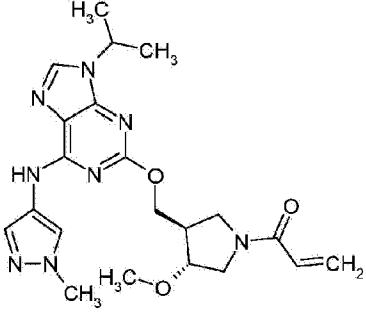
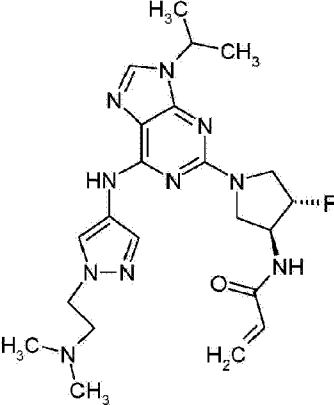
Example No. (Scheme)	Structure and Compound Name	LRMS <i>m/z</i>	¹ H NMR
	<i>N</i> -(1-(9-ethyl-6-((1-methyl-1 <i>H</i> -pyrazol-4-yl)amino)-9 <i>H</i> -purin-2-yl)-3-methylazetidin-3-yl)acrylamide		3.82 (s, 3H) 1.60 (s, 3 H) 1.39 (t, J=7.21 Hz, 3H)
57 (Scheme A)		411.3 (M+H) ⁺	¹ H NMR (400 MHz, DMSO-d ₆) δ 9.34-9.57 (m, 1H), 7.94 (s, 1H), 7.83 (s, 1H), 7.56 (s, 1H), 6.39-6.64 (m, 1H), 5.94 (dd, J=2.14, 16.81 Hz, 1H), 5.46 (d, J=9.29 Hz, 1H), 4.90 (td, J=3.65, 7.24 Hz, 1H), 4.58 (td, J=6.74, 13.54 Hz, 1H), 3.97 (br. s., 1H), 3.72 (s, 3H), 3.59 (dd, J=4.95, 11.80 Hz, 1H), 3.46 (br. s., 1H), 3.28-3.42 (m, 1H), 2.03 (td, J=4.49, 8.62 Hz, 1H), 1.66-1.81 (m, 3H), 1.39-1.51 (m, 6H)
	(<i>R</i>)-1-(3-((9-isopropyl-6-((1-methyl-1 <i>H</i> -pyrazol-4-yl)amino)-9 <i>H</i> -purin-2-yl)oxy)piperidin-1-yl)prop-2-en-1-one		
58 (Scheme A)		414.2 (M+H) ⁺	¹ H NMR (400 MHz, DMSO-d ₆) δ 9.53 (d, J=3.67 Hz, 1H), 8.04-8.23 (m, 1H), 7.86 (d, J=1.71 Hz, 1H), 7.61 (s, 1H), 6.82 (d, J=6.97 Hz, 1H), 6.53 (td, J=10.85, 16.81 Hz, 1H), 6.12 (td, J=2.63, 16.75 Hz, 1H),

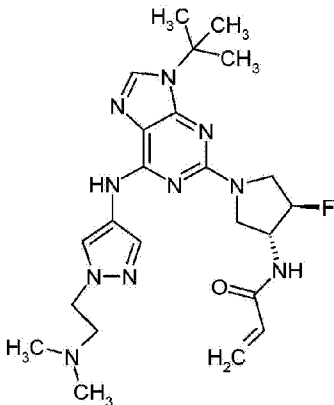
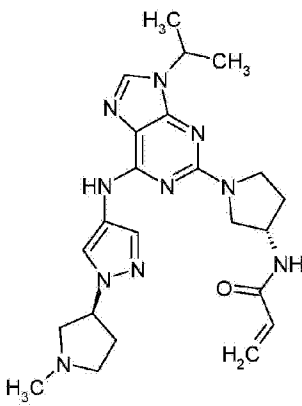
Example No. (Scheme)	Structure and Compound Name	LRMS <i>m/z</i>	¹ H NMR
	1-((<i>trans</i>)-3-fluoro-4-((9-isopropyl-6-((1-methyl-1 <i>H</i> -pyrazol-4-yl)amino)-9 <i>H</i> -purin-2-yl)amino)pyrrolidin-1-yl)prop-2-en-1-one		5.65 (td, <i>J</i> =3.04, 9.93 Hz, 1H), 5.18 (s, 1H), 4.55 (dt, <i>J</i> =2.20, 6.72 Hz, 2H), 4.07 (s, 1H), 3.82-3.98 (m, 2H), 3.64-3.78 (m, 4H), 1.43 (d, <i>J</i> =6.48 Hz, 6H)
59 (Scheme A)	 <p>(<i>R</i>)-1-(3-((9-isopropyl-6-((1-methyl-1<i>H</i>-pyrazol-4-yl)amino)-9<i>H</i>-purin-2-yl)oxy)pyrrolidin-1-yl)prop-2-en-1-one</p>	397.2 (<i>M</i> + <i>H</i>) ⁺	¹ H NMR (400 MHz, DMSO- <i>d</i> ₆) δ ppm 9.46 (s, 1H), 7.94 (s, 1H), 7.84 (s, 1H), 7.59 (s, 1H), 6.38-6.62 (m, 1H), 3.07 (d, <i>J</i> =2.32 Hz, 1H), 5.58 (s, 1H), 5.38-5.50 (m, 1H), 4.51-4.69 (m, 1H), 3.82-3.94 (m, 1H), 3.74 (s, 3H), 3.64 (br. s., 3H), 2.05-2.31 (m, 2H), 1.46 (d, <i>J</i> =6.85 Hz, 6H)
60 (Scheme A)		408.3 (<i>M</i> + <i>H</i>) ⁺	¹ H NMR (400 MHz, DMSO- <i>d</i> ₆) δ ppm 9.13 (s, 1 H) 8.06 - 8.19 (m, 1 H) 7.94 (s, 1 H) 7.75 (s, 1 H) 7.74 (s, 1 H) 3.21 - 6.35 (m, 1 H) 6.15 (d, <i>J</i> =2.32 Hz, 1H) 5.58 (dd, <i>J</i> =10.21, 2.26 Hz, 1H) 4.31 - 4.53 (m, 1 H) 3.88 (s, 1 H) 3.82 (s, 3 H)

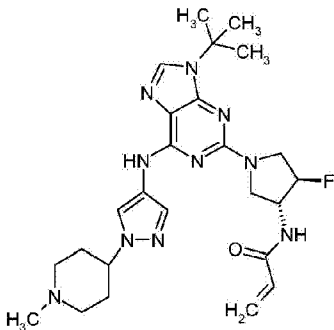
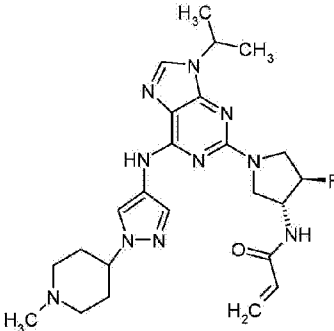
Example No. (Scheme)	Structure and Compound Name	LRMS <i>m/z</i>	¹ H NMR
			3.72 - 3.79 (m, 1 H) 3.62 - 3.71 (m, 1 H) 3.44 - 3.53 (m, 1 H) 2.17 - 2.32 (m, 1 H) 1.82 - 2.05 (m, 1 H) 1.59 (s, 3 H) 1.21 (s, 2 H) 0.95 (d, <i>J</i> =1.47 Hz, 2H)
	(S)-N-(1-(6-((1-methyl-1 <i>H</i> -pyrazol-4-yl)amino)-9-(1-methylcyclopropyl)-9 <i>H</i> -purin-2-yl)pyrrolidin-3-yl)acrylamide		
61 (Scheme A)	 <p><i>N</i>-((3<i>R</i>,4<i>R</i>)-1-(6-((1,3-dimethyl-1<i>H</i>-pyrazol-4-yl)amino)-9-isopropyl-9<i>H</i>-purin-2-yl)-4-fluoropyrrolidin-3-yl)acrylamide</p>	428.2 [<i>M</i> + <i>H</i>] ⁺	¹ H NMR (400 MHz, DMSO- <i>d</i> ₆) δ ppm 8.77 (s, 1H), 8.51-8.49 (d, 1H), 7.95-7.91 (d, 2H), 6.28-6.13 (m, 2H), 5.65-5.62 (m, 1H), 5.20-5.07 (m, 1H), 4.67-4.62 (m, 1 H), 4.51-4.44 (m, 1H), 3.84-3.66 (m, 7H), 2.17 (s, 3H), 1.53-1.51 (d, 6H)
62 (Scheme A)		520.3 [<i>M</i> + <i>H</i>] ⁺	¹ H NMR (600 MHz, DMSO- <i>d</i> ₆) δ ppm 9.24 (s, 1H), 8.43 (d, <i>J</i> =7.15 Hz, 1H), 7.94 (s, 1H), 7.86 (d, <i>J</i> =8.99 Hz, 2H), 6.90 (d, <i>J</i> =8.99 Hz, 2H), 6.20-6.33 (m, 1H), 3.10-6.19 (m, 1H), 5.47-5.69 (m, 1H), 4.57-4.72 (m, 1H), 4.41 (t, <i>J</i> =6.51 Hz, 1H), 3.84 (d, <i>J</i> =2.02 Hz, 1H), 3.70-3.80 (m, 2H),

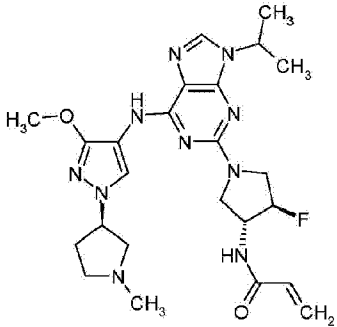
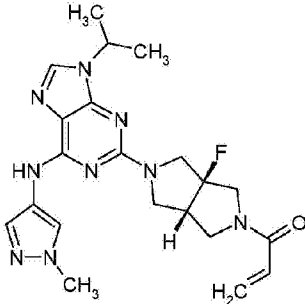
Example No. (Scheme)	Structure and Compound Name	LRMS <i>m/z</i>	¹ H NMR
	<i>N</i> -((3 <i>R</i> ,4 <i>R</i>)-1-(9-isopropyl-6-((4-(4-methylpiperazin-1-yl)phenyl)amino)-9 <i>H</i> -purin-2-yl)-4-methoxypyrrolidin-3-yl)acrylamide		3.64 (d, <i>J</i> =12.10 Hz, 1H), 3.54 (d, <i>J</i> =11.74 Hz, 1H), 3.37 (s, 3H), 3.01-3.12 (m, 4H), 2.40-2.48 (m, 4H), 2.22 (s, 3H), 1.52 (d, <i>J</i> =6.79 Hz, 6H)
63 (Scheme A)		426.1 [M+H] ⁺	¹ H NMR (400 MHz, DMSO- <i>d</i> ₆) δ ppm 9.60 (s, 1H), 8.42 (d, <i>J</i> =7.09 Hz, 1H), 7.99 (s, 1H), 7.91 (s, 1H), 7.73 (s, 1H), 6.24 (d, <i>J</i> =10.03 Hz, 1H), 6.16 (d, <i>J</i> =2.32 Hz, 1H), 5.61 (dd, <i>J</i> =2.38, 9.96 Hz, 1H), 4.62 (s, 1H), 4.32-4.47 (m, 1H), 3.71-3.97 (m, 3H), 3.68 (s, 1H), 3.48-3.61 (m, 1H), 3.34-3.42 (m, 3H), 1.51 (d, <i>J</i> =6.72 Hz, 6H)
	<i>N</i> -((3 <i>R</i> ,4 <i>R</i>)-1-(9-isopropyl-6-((1-methyl-1 <i>H</i> -pyrazol-4-yl)amino)-9 <i>H</i> -purin-2-yl)-4-methoxypyrrolidin-3-yl)acrylamide		
			¹ H NMR (400 MHz, methanol- <i>d</i> ₄) δ ppm 7.90 (s, 1 H) 7.78 (d, <i>J</i> =9.03 Hz, 2 H) 7.02 (d, <i>J</i> =9.03 Hz, 2 H) 3.64 (ddd, <i>J</i> =16.81, 10.42, 2.38 Hz, 1 H) 6.24 - 6.36 (m, 1 H) 5.73 - 5.82 (m, 1 H)

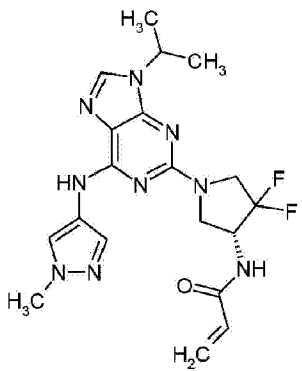
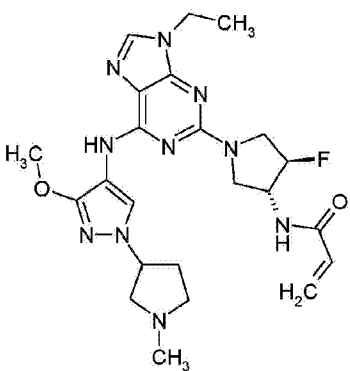
Example No. (Scheme)	Structure and Compound Name	LRMS <i>m/z</i>	¹ H NMR
64 (Scheme A)	<div data-bbox="517 315 580 439" data-label="Chemical-Block"> </div> <div data-bbox="408 622 975 835" data-label="Text"> <p>1-((<i>cis</i>)-5-(9-isopropyl-6-((4-(4-methylpiperazin-1-yl)phenyl)amino)-9<i>H</i>-purin-2-yl)-3<i>a</i>-methoxyhexahydropyrrolo[3,4-<i>c</i>]pyrrol-2(1<i>H</i>)-yl)prop-2-en-1-one (<i>single enantiomer with unknown ABS</i>)</p> </div>	568.2 [M+Na] ⁺	<p>4.76 (dt, J=13.49, 6.68 Hz, 1 H) 3.85 - 4.06 (m, 5 H) 3.64 - 3.72 (m, 1 H) 3.47 - 3.62 (m, 2 H) 3.43 (d, J=1.76 Hz, 3 H) 3.16 - 3.24 (m, 4 H) 3.03 - 3.15 (m, 1 H) 2.66 (dd, J=9.66, 4.64 Hz, 4 H) 2.37 (s, 3 H) 1.60 (d, J=6.53 Hz, 6 H)</p>
65 (Scheme C)	<div data-bbox="533 1182 868 1547" data-label="Chemical-Block"> </div>	497.3 [M+H] ⁺	<p>¹H NMR (600 MHz, DMSO-<i>d</i>₆) δ ppm 8.97 (br. s., 1H), 8.53 (d, J=6.7 Hz, 1H), 8.30 (s, 1H), 7.95 (s, 1H), 6.21 (dd, J=9.7, 17.0 Hz, 1H), 3.14 (dd, J=2.5, 17.0 Hz, 1H), 5.63 (dd, J=2.2, 10.0 Hz, 1H), 5.13 (d, J=51.0 Hz, 1H), 4.79 - 4.73 (m, 1H), 4.62 (td, J=6.8, 13.5 Hz, 1H), 4.49 (td, J=6.1, 12.3 Hz, 1H), 3.87 - 3.76 (m, 2H), 3.67 - 3.57 (m, 2H), 2.83 - 2.77 (m, 1H), 2.73 (dd, J=3.1, 9.7 Hz, 1H), 2.65 (dd,</p>

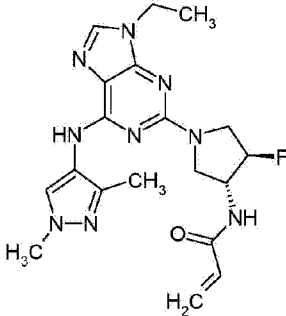
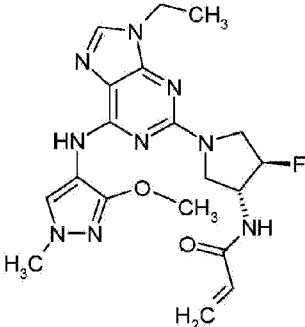
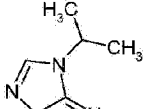
Example No. (Scheme)	Structure and Compound Name	LRMS <i>m/z</i>	¹ H NMR
	<i>N</i> -((3 <i>R</i> ,4 <i>R</i>)-4-fluoro-1-(9-isopropyl-6-((3-methyl-1-(1-methylpyrrolidin-3-yl)-1 <i>H</i> -pyrazol-4-yl)amino)-9 <i>H</i> -purin-2-yl)pyrrolidin-3-yl)acrylamide		<i>J</i> =7.0, 10.0 Hz, 1H), 2.40 - 2.28 (m, 2H), 2.24 (s, 3H), 2.19 (s, 3H), 1.93 (br. s., 1H), 1.49 (d, <i>J</i> =6.7 Hz, 6H)
66 (Scheme A)		441.2 [M+H] ⁺	¹ H NMR (400 MHz, DMSO- <i>d</i> ₆) δ ppm 9.56 (s, 1H), 8.04 (s, 1H), 7.96 (s, 1H), 7.69 (s, 1H), 6.57 (dd, <i>J</i> =10.39, 16.87 Hz, 1H), 6.12 (dd, <i>J</i> =2.38, 16.81 Hz, 1H), 5.64 (dd, <i>J</i> =2.26, 10.33 Hz, 1H), 4.62-4.85 (m, 1H), 4.37-4.50 (m, 1H), 4.27-4.36 (m, 1H), 3.98-3.98 (m, 1H), 3.93-4.02 (m, 1H), 3.84 (s, 4H), 3.38-3.62 (m, 2H), 3.32 (s, 3H), 2.70-2.89 (m, 1H), 1.55 (d, <i>J</i> =6.85 Hz, 6H)
	1-((3 <i>R</i> ,4 <i>R</i>)-3-(((9-isopropyl-6-((1-methyl-1 <i>H</i> -pyrazol-4-yl)amino)-9 <i>H</i> -purin-2-yl)oxy)methyl)-4-methoxypyrrolidin-1-yl)prop-2-en-1-one		
67 (Scheme A) fluoropyrrol		471.1 [M+H] ⁺	¹ H NMR (400 MHz, CDCl ₃) δ ppm 8.00 (s, 1 H), 7.63-7.56 (m, 3 H), 6.37-6.33 (m, 1 H), 6.13-6.06 (m, 2 H), 5.70-5.67 (m, 1 H), 5.29-5.17 (m, 1 H), 4.71-4.66 (m, 2 H), 4.22-4.19 (t, 2 H), 3.97-3.86

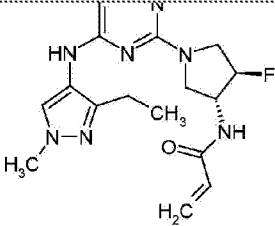
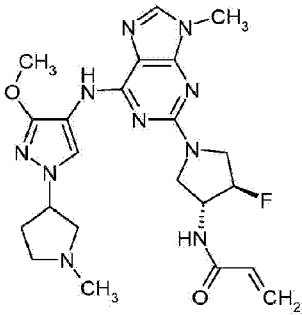
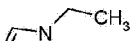
Example No. (Scheme)	Structure and Compound Name	LRMS <i>m/z</i>	¹ H NMR
	<i>N</i> -((3 <i>S</i> ,4 <i>S</i>)-1-(6-((1-(2-(dimethylamino)ethyl)-1 <i>H</i> -pyrazol-4-yl)amino)-9-isopropyl-9 <i>H</i> -purin-2-yl)-4-fluoropyrrolidin-3-yl)acrylamide		(m, 4H), 2.78-2.73 (m, 2 H), 2.27 (s, 6H), 1.57-1.56 (d, 6H)
68 (Scheme A) fluoropyrrol		485.2 [M+H] ⁺	¹ H NMR (400 MHz, CDCl ₃) δ ppm 8.00 (s, 1 H), 7.61 - 7.58 (d, 3 H), 6.38-6.34 (m, 1 H), 6.22 (brs, 1 H), 6.14-3.08 (m, 1 H), 5.69-5.66 (m, 1 H), 5.29-5.17 (m, 1 H), 4.72 (m, 1 H), 4.22-4.19 (t, 2 H), 3.99-3.86 (m, 4H), 2.78-2.75 (t, 2 H), 2.27 (s, 3H), 1.74 (s, 9H)
	<i>N</i> -((3 <i>R</i> ,4 <i>R</i>)-1-(9-(<i>tert</i> -butyl)-6-((1-(2-(dimethylamino)ethyl)-1 <i>H</i> -pyrazol-4-yl)amino)-9 <i>H</i> -purin-2-yl)-4-fluoropyrrolidin-3-yl)acrylamide		
69 (Scheme D)		465.1 [M+H] ⁺	¹ H NMR (400 MHz, DMSO) δ ppm 9.65 (s, 1H), 8.42-8.44 (d, 1H), 8.36 (s, 1H), 7.90 (s, 1H), 7.62 (s, 1H), 6.23-6.30 (m, 1H), 6.10-3.15 (m, 1H), 5.59-5.62 (m, 1H), 4.82-4.84 (m, 1H), 4.60-4.64 (m, 1H), 4.47-4.48 (m, 1H), 3.67-3.83 (m, 3H), 3.46-3.48 (m, 1H), 2.71-2.85 (m, 3H), 2.29-(m, 6H), 1.93-1.96 (m, 2H), 1.50-1.52 (d, 6H)
	<i>N</i> -((<i>S</i>)-1-(9-isopropyl-6-((1-((<i>S</i>)-1-methylpyrrolidin-3-yl)-1 <i>H</i> -pyrazol-4-yl)amino)-9 <i>H</i> -purin-2-yl)pyrrolidin-3-yl)acrylamide		

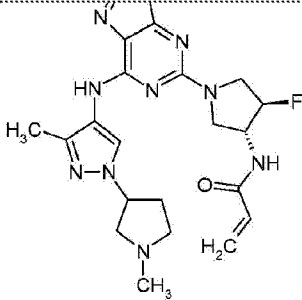
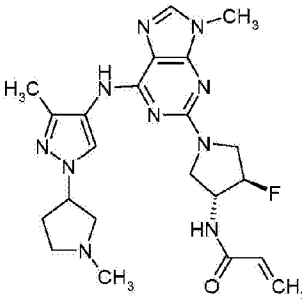
Example No. (Scheme)	Structure and Compound Name	LRMS <i>m/z</i>	¹ H NMR
70 (Scheme A) fluoropyrrol		533.1 [M+Na] ⁺	¹ H NMR (400 MHz, CDCl ₃) δ ppm 8.04 (s, 1H), 7.75 (s, 1H), 7.65 (s, 1H), 7.60 (s, 1H), 6.38-6.34 (d, 1H), 6.17-3.10 (m, 2H), 5.70-5.67 (m, 1H), 5.32-5.20 (m, 1H), 4.73 (m, 1H), 4.20-4.16 (m, 1H), 4.01-3.83 (m, 4H), 3.12-3.09 (m, 2H), 2.46-2.21 (m, 9H), 1.75 (s, 9H)
	<i>N</i> -((3 <i>R</i> ,4 <i>R</i>)-1-(9-(<i>tert</i> -butyl)-6-((1-(1-methylpiperidin-4-yl)-1 <i>H</i> -pyrazol-4-yl)amino)-9 <i>H</i> -purin-2-yl)-4-fluoropyrrolidin-3-yl)acrylamide		
71 (Scheme A)		497.1 [M+H] ⁺ 2.25-2.10	¹ H NMR (400 MHz, CDCl ₃) δ ppm 7.99 (s, 1H), 7.90 (s, 1H), 7.64 (s, 1H), 7.56 (s, 1H), 6.38-6.33 (m, 1H), 6.25 (m, 1H), 6.16-6.10 (m, 1H), 5.69-5.67 (m, 1H), 5.31-5.18 (m, 1H), 4.72-4.66 (m, 2H), 4.15-4.13 (m, 1H), 3.98-3.83 (m, 4H), 3.06-3.03 (m, 2H), 2.38 (s, 3H), 2.25-2.10 (m, 6H), 1.57-1.55 (d, 6H)
	<i>N</i> -((3 <i>R</i> ,4 <i>R</i>)-4-fluoro-1-(9-isopropyl-6-((1-(1-methylpiperidin-4-yl)-1 <i>H</i> -pyrazol-4-yl)amino)-9 <i>H</i> -purin-2-yl)pyrrolidin-3-yl)acrylamide		
			¹ H NMR (400 MHz, DMSO-d ₆) δ ppm 8.48 (d, <i>J</i> =6.72 Hz, 1H) 8.13 (s, 1H)

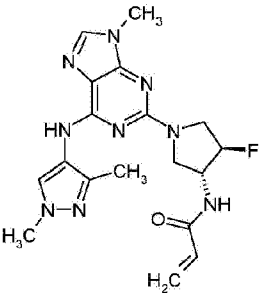
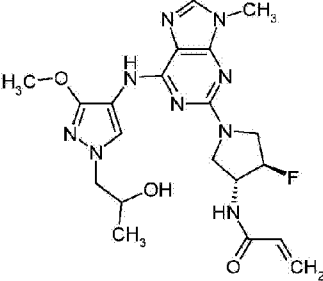
Example No. (Scheme)	Structure and Compound Name	LRMS <i>m/z</i>	¹ H NMR
72 (Scheme D) 2-yl)pyrrolidin-3-yl)acrylamide		513.2 [M+H] ⁺	7.98 (s, 1 H) 7.92 (s, 1 H) 6.19 - 3.30 (m, 1 H) 6.09 - 6.17 (m, 1 H) 5.57 - 5.68 (m, 1 H) 5.03 - 5.25 (m, 1 H) 4.66 - 4.76 (m, 1 H) 4.62 (quin, J=6.72 Hz, 1 H) 4.43 - 4.54 (m, 1 H) 3.84 (s, 4 H) 3.59 - 3.83 (m, 3 H) 2.72 - 2.88 (m, 2 H) 2.57 - 2.68 (m, 1 H) 2.30 - 2.36 (m, 2 H) 2.26 (s, 3 H) 1.87 - 2.01 (m, 1 H) 1.50 (d, J=6.85 Hz, 6 H)
	<i>N</i> -((3 <i>R</i> ,4 <i>R</i>)-4-fluoro-1-(9-isopropyl-6-((3-methoxy-1-((<i>R</i>)-1-methylpyrrolidin-3-yl)-1 <i>H</i> -pyrazol-4-yl)amino)-9 <i>H</i> -purin-2-yl)pyrrolidin-3-yl)acrylamide		
73 (Scheme D)		440.2 [M+H] ⁺	¹ H NMR (600 MHz, DMSO- <i>d</i> ₆) δ ppm 9.27 (br. s., 1 H) 7.92 (s, 1 H) 7.84 (s, 1 H) 7.64 (s, 1 H) 6.41 - 6.57 (m, 1 H) 6.13 (ddd, J=16.68, 3.80, 1.32 Hz, 1 H) 5.66 - 5.79 (m, 1 H) 4.51 - 4.62 (m, 1 H) 3.80 - 4.08 (m, 5 H) 3.76 (s, 3 H) 3.56 (dd, J=11.34, 5.05 Hz, 1 H) 3.40 (dt, J=11.23, 5.43 Hz, 1 H) 3.34 (dd, J=13.02, 5.27 Hz, 1 H) 3.07 - 3.27 (m, 1 H) 1.42 (d, J=6.73
	1-(<i>cis</i> -3 <i>a</i> -fluoro-5-(9-isopropyl-6-((1-methyl-1 <i>H</i> -pyrazol-4-yl)amino)-9 <i>H</i> -purin-2-yl)hexahydropyrrolo[3,4- <i>c</i>]pyrrol-2(1 <i>H</i>)-yl)prop-2-en-1-one		

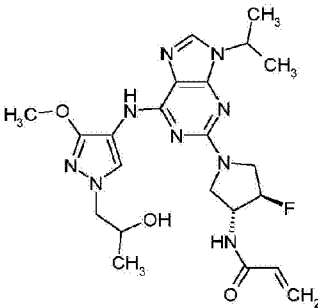
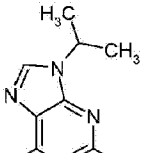
Example No. (Scheme)	Structure and Compound Name	LRMS <i>m/z</i>	¹ H NMR
			Hz, 6 H)
74 (Scheme D)		432.1 [M+H] ⁺	¹ H NMR (600 MHz, DMSO-d ₆) δ ppm 9.73 (s, 1 H) 8.67 (d, J=8.62 Hz, 1 H) 7.92 - 8.00 (m, 2 H) 7.70 (s, 1 H) 3.34 (dd, J=17.15, 10.18 Hz, 1 H) 6.20 (dd, J=17.15, 2.11 Hz, 1 H) 5.65 - 5.74 (m, 1 H) 4.89 - 5.05 (m, 1 H) 4.63 (quin, J=6.79 Hz, 1 H) 3.97 - 4.18 (m, 3 H) 3.82 (s, 3 H) 3.49 - 3.60 (m, 1 H) 1.51 (d, J=6.79 Hz, 6 H)
	(R)-N-(4,4-difluoro-1-(9-isopropyl-6-((1-methyl-1H-pyrazol-4-yl)amino)-9H-purin-2-yl)pyrrolidin-3-yl)acrylamide		
75 (Scheme C)		499.3 [M+H] ⁺	¹ H NMR (600 MHz, DMSO-d ₆) δ ppm 8.49 (d, J=6.60 Hz, 1 H) 8.14 (br. s., 1 H) 8.04 (s, 1 H) 7.86 (br. s., 1 H) 6.17 - 6.31 (m, 1 H) 6.03 - 6.17 (m, 1 H) 5.53 - 5.69 (m, 1 H) 5.02 - 5.24 (m, 1 H) 4.63 - 4.77 (m, 1 H) 4.38 - 4.55 (m, 1 H) 4.07 (q, J=7.15 Hz, 2 H) 3.84 (s, 6 H) 3.67 (d, J=11.74 Hz, 1 H) 2.81 (dt, J=8.44, 4.03 Hz, 1 H) 2.76 (dd, J=9.81, 3.03 Hz,

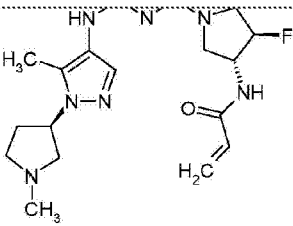
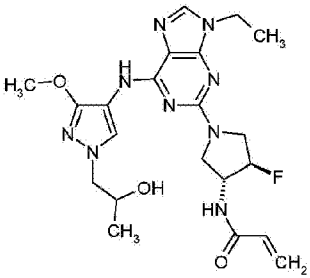
Example No. (Scheme)	Structure and Compound Name	LRMS <i>m/z</i>	¹ H NMR
	<i>N</i> -((3 <i>R</i> ,4 <i>R</i>)-1-(9-ethyl-6-((3-methoxy-1-(1-methylpyrrolidin-3-yl)-1 <i>H</i> -pyrazol-4-yl)amino)-9 <i>H</i> -purin-2-yl)-4-fluoropyrrolidin-3-yl)acrylamide		1 H) 2.59 - 2.66 (m, 1 H) 2.29 - 2.37 (m, 2 H) 2.26 (s, 3 H) 1.89 - 1.99 (m, 1 H) 1.39 (t, <i>J</i> =7.24 Hz, 3 H)
76 (Scheme D)		435.9 [<i>M</i> + <i>Na</i>] ⁺	¹ H NMR (400 MHz, CDCl ₃) δ ppm 7.85 (s, 1H), 7.45 (s, 1H), 7.12 (s, 1H), 6.90 (brs, 1H), 6.42-6.37 (m, 1H), 3.25-6.18 (m, 1H), 5.70-5.67 (m, 1H), 5.29-5.16 (m, 1H), 4.75-4.74 (m, 1H), 4.07-4.02 (m, 2H), 3.93-3.79 (m, 7H), 2.28 (s, 3H), 1.48-1.44 (t, 3H)
	<i>N</i> -((3 <i>R</i> ,4 <i>R</i>)-1-(6-((1,3-dimethyl-1 <i>H</i> -pyrazol-4-yl)amino)-9-ethyl-9 <i>H</i> -purin-2-yl)-4-fluoropyrrolidin-3-yl)acrylamide		
77 (Scheme D)		452.1 [<i>M</i> + <i>Na</i>] ⁺	¹ H NMR (400 MHz, CDCl ₃) δ ppm 7.92 (brs, 1H), 7.58 (s, 1H), 7.38 (s, 1H), 6.90 (s, 1H), 6.46-6.32 (m, 2H), 5.68-5.65 (m, 1H), 5.35-5.23 (m, 1H), 4.72 (m, 1H), 3.97-3.75 (m, 9H), 3.66 (s, 3H), 1.43-1.39 (t, 3H)
	<i>N</i> -((3 <i>R</i> ,4 <i>R</i>)-1-(9-ethyl-6-((3-methoxy-1-methyl-1 <i>H</i> -pyrazol-4-yl)amino)-9 <i>H</i> -purin-2-yl)-4-fluoropyrrolidin-3-yl)acrylamide		
			¹ H NMR (400 MHz, CDCl ₃) δ ppm 7.92 (s, 1H), 7.56 (s, 1H), 7.27 (s,

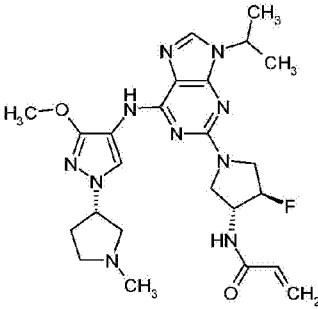
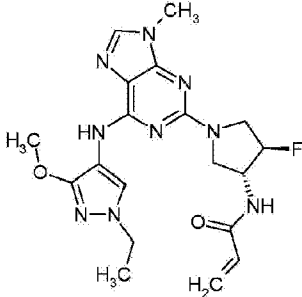
Example No. (Scheme)	Structure and Compound Name	LRMS <i>m/z</i>	¹ H NMR
78 (Scheme D)		442.1 [M+H] ⁺	¹ H), 6.39-6.35 (d, 1H), 6.24 (brs, 1H), 6.17-6.10 (m, 1H), 5.71-5.68 (d, 1H), 5.29-5.16 (m, 1H), 4.72-4.64 (m, 2H), 4.02-3.80 (m, 7H), 2.72-2.67 (m, 2H), 1.57-1.55 (d, 6H), 1.31-1.27 (t, 3H)
	<i>N</i> -((3 <i>R</i> ,4 <i>R</i>)-1-(6-((3-ethyl-1-methyl-1 <i>H</i> -pyrazol-4-yl)amino)-9-isopropyl-9 <i>H</i> -purin-2-yl)-4-fluoropyrrolidin-3-yl)acrylamide		
79 (Scheme D)		565.3 [M+H] ⁺	¹ H NMR (700 MHz, DMSO- <i>d</i> ₆) δ ppm 8.49 (d, <i>J</i> =5.72 Hz, 1 H) 8.15 (br. s., 1 H) 8.07 - 8.13 (m, 1 H) 7.80 (s, 1 H) 6.19 - 6.29 (m, 1 H) 3.09 - 6.17 (m, 1 H) 5.63 (dd, <i>J</i> =10.12, 1.98 Hz, 1 H) 5.06 - 5.24 (m, 1 H) 4.69 (br. s., 1 H) 4.41 - 4.54 (m, 1 H) 3.82 - 3.85 (m, 3 H) 3.73 - 3.90 (m, 3 H) 3.68 (d, <i>J</i> =11.66 Hz, 1 H) 3.62 (s, 3 H) 2.80 (d, <i>J</i> =7.70 Hz, 2 H) 2.63 (t, <i>J</i> =8.25 Hz, 1 H) 2.29 - 2.37 (m, 2 H) 2.26 (s, 3 H) 1.90 (br. s., 1 H)
	<i>N</i> -((3 <i>R</i> ,4 <i>R</i>)-4-fluoro-1-(6-((3-methoxy-1-(1-methylpyrrolidin-3-yl)-1 <i>H</i> -pyrazol-4-yl)amino)-9-methyl-9 <i>H</i> -purin-2-yl)pyrrolidin-3-yl)acrylamide		
			¹ H NMR (700 MHz, DMSO- <i>d</i> ₆) δ ppm 8.82 (br. s., 1 H) 8.49 (br. s., 1 H) 8.25

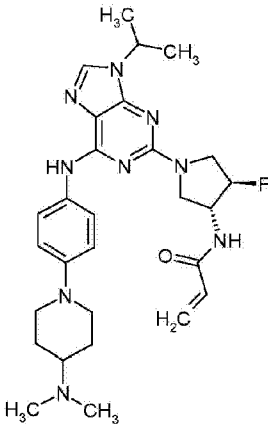
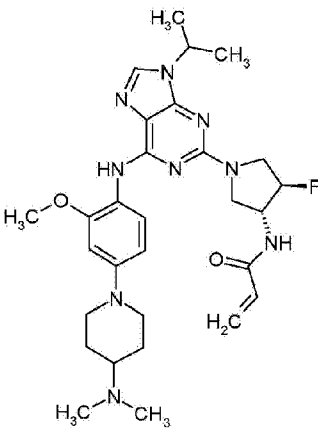
Example No. (Scheme)	Structure and Compound Name	LRMS <i>m/z</i>	¹ H NMR
80 (Scheme D)	 <p data-bbox="408 792 983 976"><i>N</i>-((3<i>R</i>,4<i>R</i>)-1-(9-ethyl-6-((3-methyl-1-(1-methylpyrrolidin-3-yl)-1H-pyrazol-4-yl)amino)-9<i>H</i>-purin-2-yl)-4-fluoropyrrolidin-3-yl)acrylamide (<i>single diastereoisomer with unknown ABS</i>)</p>	483.4 [M+H] ⁺	(br. s., 1 H) 7.88 (br. s., 1 H) 6.22 (d, J=9.90 Hz, 1 H) 6.08 - 3.17 (m, 1 H) 5.63 (d, J=9.90 Hz, 1 H) 5.05 - 5.22 (m, 1 H) 4.77 (br. s., 1 H) 4.48 (br. s., 1 H) 4.07 (d, J=6.60 Hz, 3 H) 3.82 (d, J=12.32 Hz, 3 H) 2.65 - 2.85 (m, 3 H) 2.34 (br. s., 2 H) 2.26 (br. s., 3 H) 2.19 (br. s., 3 H) 1.95 (br. s., 1 H) 1.35 - 1.42 (m, 3 H).
81 (Scheme D)		469.2 [M+H] ⁺	¹ H NMR (700 MHz, DMSO-d ₆) δ ppm 8.83 (br. s., 1 H) 8.49 (d, J=5.94 Hz, 1 H) 8.26 (d, J=9.02 Hz, 1 H) 7.82 (s, 1 H) 6.20 - 6.29 (m, 1 H) 6.11 - 6.18 (m, 1 H) 5.63 (dd, J=10.12, 2.20 Hz, 1 H) 5.05 - 5.21 (m, 1 H) 4.71 - 4.83 (m, 1 H) 4.48 (dt, J=12.05, 5.97 Hz, 1 H) 3.74 - 3.91 (m, 3 H) 3.69 (d, J=11.66 Hz, 1 H) 3.63 (s, 3 H)

Example No. (Scheme)	Structure and Compound Name	LRMS <i>m/z</i>	¹ H NMR
	<i>N</i> -((3 <i>R</i> ,4 <i>R</i>)-4-fluoro-1-(9-methyl-6-((3-methyl-1-(1-methylpyrrolidin-3-yl)-1 <i>H</i> -pyrazol-4-yl)amino)-9 <i>H</i> -purin-2-yl)pyrrolidin-3-yl)acrylamide (<i>single diastereoisomer with unknown ABS</i>)		2.73 - 2.90 (m, 2 H) 2.62 - 2.69 (m, 1 H) 2.29 - 2.41 (m, 2 H) 2.26 (d, <i>J</i> =3.96 Hz, 3 H) 2.19 (s, 3 H) 1.90 - 2.00 (m, 1 H)
82 (Scheme D)		422.0 [<i>M</i> + <i>Na</i>] ⁺	¹ H NMR (400 MHz, CDCl ₃) δ ppm 7.92 (s, 1H), 7.48 (s, 1H), 7.12 (m, 1H), 6.34-6.39 (d, 1H), 6.08-6.15 (m, 2H), 5.68-5.71 (m, 1H), 5.17-5.30 (m, 1H), 4.72 (m, 1H), 3.82-3.95 (m, 7H), 3.68 (s, 3H), 2.30 (s, 3H)
	<i>N</i> -((3 <i>R</i> ,4 <i>R</i>)-1-(6-((1,3-dimethyl-1 <i>H</i> -pyrazol-4-yl)amino)-9-methyl-9 <i>H</i> -purin-2-yl)-4-fluoropyrrolidin-3-yl)acrylamide		
83 (Scheme D)		460.2 [<i>M</i> + <i>H</i>] ⁺	¹ H NMR (400 MHz, DMSO- <i>d</i> ₆) δ ppm 8.45 (d, <i>J</i> =6.5 Hz, 1H), 7.97 (s, 1H), 7.90 (br. s., 1H), 7.78 (s, 1H), 3.29 - 6.19 (m, 1H), 6.18 - 6.10 (m, 1H), 5.65 - 5.59 (m, 1H), 5.11 (d, <i>J</i> =51.0 Hz, 1H), 4.82 (d, <i>J</i> =4.9 Hz, 1H), 4.45 (td, <i>J</i> =5.9, 11.9 Hz, 1H), 3.98 - 3.89 (m, 1H), 3.85 (d, <i>J</i> =7.5

Example No. (Scheme)	Structure and Compound Name	LRMS <i>m/z</i>	¹ H NMR
	<i>N</i> -((3 <i>R</i> ,4 <i>R</i>)-4-fluoro-1-(6-((1-(2-hydroxypropyl)-3-methoxy-1 <i>H</i> -pyrazol-4-yl)amino)-9-methyl-9 <i>H</i> -purin-2-yl)pyrrolidin-3-yl)acrylamide		Hz, 2H), 3.83 (s, 3H), 3.79 (m, 1H), 3.66 (d, <i>J</i> = 12.0, 1H), 3.62 (s, 3H), 2.54 (s, 2H), 1.04 (d, <i>J</i> =6.1 Hz, 3H)
84 (Scheme D)		488.2 [<i>M</i> + <i>H</i>] ⁺	¹ H NMR (400 MHz, DMSO- <i>d</i> ₆) δ ppm 8.46 (d, <i>J</i> =6.6 Hz, 1H), 7.96 (s, 1H), 7.90 (s, 2H), 6.24 (dd, <i>J</i> =10.0, 16.5 Hz, 1H), 6.14 (dd, <i>J</i> =3.0, 16.5 Hz, 1H), 5.62 (dd, <i>J</i> =2.9, 10.0 Hz, 1H), 5.11 (d, <i>J</i> =51.0 Hz, 1H), 4.82 (d, <i>J</i> =4.9 Hz, 1H), 4.62 (quin, <i>J</i> =6.7 Hz, 1H), 4.46 (td, <i>J</i> =5.9, 11.7 Hz, 1H), 3.99 - 3.90 (m, 1H), 3.89 - 3.67 (m, 5H), 3.83 (s, 3H), 3.63 (d, <i>J</i> =11.9 Hz, 1H), 1.50 (d, <i>J</i> =6.7 Hz, 6H), 1.05 (d, <i>J</i> =6.1 Hz, 3H)
	<i>N</i> -((3 <i>R</i> ,4 <i>R</i>)-4-fluoro-1-(6-((1-(2-hydroxypropyl)-3-methoxy-1 <i>H</i> -pyrazol-4-yl)amino)-9-isopropyl-9 <i>H</i> -purin-2-yl)pyrrolidin-3-yl)acrylamide		¹ H NMR (600 MHz, DMSO- <i>d</i> ₆) δ ppm 8.79 (br. s., 1 H) 8.43 (d, <i>J</i> =6.60 Hz, 1 H) 7.91 (s, 1 H) 7.70 (br. s., 1 H) 6.18 - 6.27 (m, 1 H) 6.09 - 6.16 (m, 1 H) 5.62 (dd, <i>J</i> =9.90,
			

Example No. (Scheme)	Structure and Compound Name	LRMS <i>m/z</i>	¹ H NMR
85 (Scheme D)		497.2 [M+H] ⁺	2.38 Hz, 1 H) 5.02 - 5.20 (m, 1 H) 4.79 - 4.90 (m, 1 H) 4.62 (dt, J=13.57, 3.79 Hz, 1 H) 4.38 - 4.52 (m, 1 H) 3.66 - 3.80 (m, 3 H) 3.58 (d, J=11.55 Hz, 1 H) 3.00 (t, J=8.34 Hz, 1 H) 2.69 (td, J=8.12, 5.04 Hz, 1 H) 2.53 - 2.61 (m, 2 H) 2.28 (s, 3 H) 2.24 - 2.26 (m, 1 H) 2.23 (s, 3 H) 2.17 - 2.22 (m, 1 H) 1.50 (d, J=6.60 Hz, 6 H)
	<p><i>N</i>-((3<i>R</i>,4<i>R</i>)-4-fluoro-1-((9-isopropyl-6-((5-methyl-1-((<i>R</i>)-1-methylpyrrolidin-3-yl)-1<i>H</i>-pyrazol-4-yl)amino)-9<i>H</i>-purin-2-yl)pyrrolidin-3-yl)acrylamide</p>		
86 (Scheme D)		474.2 [M+H] ⁺	¹ H NMR (400 MHz, DMSO- d ₆) δ ppm 8.46 (d, J=6.5 Hz, 1H), 7.96 (s, 1H), 7.90 (br. s., 1H), 7.84 (s, 1H), 3.24 (dd, J=9.8, 16.5 Hz, 1H), 6.14 (dd, J=3.0, 17.0 Hz, 1H), 5.62 (dd, J=3.0, 10.0 Hz, 1H), 5.11 (d, J=51.0 Hz, 1H), 4.82 (br. s., 1H), 4.46 (td, J=5.8, 11.6 Hz, 1H), 4.06 (q, J=7.3 Hz, 2H), 3.94 (br. s., 1H), 3.87 - 3.69 (m, 5H), 3.83 (s, 3H), 3.64 (d, J=12.0 Hz, 1H), 1.39 (t, J=7.3 Hz, 3H),
	<p><i>N</i>-((3<i>R</i>,4<i>R</i>)-1-(9-ethyl-6-((1-(2-hydroxypropyl)-3-methoxy-1<i>H</i>-pyrazol-4-yl)amino)-9<i>H</i>-purin-2-yl)-4-fluoropyrrolidin-3-yl)acrylamide</p>		

Example No. (Scheme)	Structure and Compound Name	LRMS <i>m/z</i>	¹ H NMR
			1.04 (d, J=6.1 Hz, 3H)
87 (Scheme D)	 <p data-bbox="408 1227 991 1368"><i>N</i>-((3<i>R</i>,4<i>R</i>)-4-fluoro-1-(9-isopropyl-6-((3-methoxy-1-((<i>S</i>)-1-methylpyrrolidin-3-yl)-1H-pyrazol-4-yl)amino)-9H-purin-2-yl)pyrrolidin-3-yl)acrylamide</p>	513.2 [M+H] ⁺	¹ H NMR (400 MHz, DMSO- <i>d</i> ₆) δ ppm 8.48 (d, J=6.5 Hz, 1H), 8.15 - 8.07 (m, 1H), 8.01 (s, 1H), 7.92 (s, 1H), 3.29 - 6.19 (m, 1H), 6.18 - 3.10 (m, 1H), 5.63 (dd, J=2.7, 10.0 Hz, 1H), 5.13 (d, J=51.0 Hz, 1H), 4.76 (br. s., 1H), 4.62 (td, J=6.7, 13.4 Hz, 1H), 4.48 (td, J=5.9, 11.6 Hz, 1H), 3.91 - 3.79 (m, 3H), 3.85 (s, 3H), 3.79 - 3.59 (m, 3H), 2.98 - 2.70 (m, 3H), 2.36 - 2.28 (m, J=4.4 Hz, 2H), 1.98 (br. s., 1H), 1.50 (d, J=6.7 Hz, 6H)
88 (Scheme D)		430.2 [M+H] ⁺	¹ H NMR (400 MHz, DMSO- <i>d</i> ₆) δ ppm 8.44 (d, J=6.5 Hz, 1 H) 7.98 (s, 1 H) 7.87 (s, 1 H) 7.78 (s, 1 H) 6.23 (dd, J=9.7, 17.0 Hz, 1 H) 3.14 (dd, J=3.0, 17.0 Hz, 1 H) 5.62 (dd, J=3.0, 9.7 Hz, 1 H) 5.13 (d, J=51.0 Hz, 1 H) 4.45

Example No. (Scheme)	Structure and Compound Name	LRMS <i>m/z</i>	¹ H NMR
	<i>N</i> -((3 <i>R</i> ,4 <i>R</i>)-1-(6-((1-ethyl-3-methoxy-1 <i>H</i> -pyrazol-4-yl)amino)-9-methyl-9 <i>H</i> -purin-2-yl)-4-fluoropyrrolidin-3-yl)acrylamide		(td, <i>J</i> =5.7, 11.7 Hz, 1 H) 3.99 (q, <i>J</i> =7.2 Hz, 2 H) 3.83 (s, 3 H) 3.84 - 3.69 (m, 3 H) 3.66 (d, <i>J</i> =11.9 Hz, 1 H) 3.62 (s, 3 H) 1.33 (t, <i>J</i> =7.2 Hz, 3 H)
89 (Scheme D)		536.1 [<i>M</i> + <i>H</i>] ⁺	¹ H NMR (400 MHz, MeOD) δ ppm 8.50 (br. s., 1 H) 7.91 (s, 1 H) 7.81-7.79 (d, 2 H) 7.06-7.04 (d, 2 H) 6.29-6.27 (m, 2 H) 5.71-5.68 (m, 1 H) 5.24-5.11 (d, 1 H) 4.78-4.75 (m, 1 H) 4.63-4.61 (m, 1 H) 3.98-3.80 (m, 6 H) 3.25-3.20 (m, 1 H) 2.87 (s, 6 H) 2.82-2.76 (t, 2 H) 2.19-2.16 (d, 2 H) 1.89-1.86 (m, 2 H) 1.62-1.60 (m, 6 H)
	<i>N</i> -((3 <i>R</i> ,4 <i>R</i>)-1-(6-((4-(4-(dimethylamino)piperidin-1-yl)phenyl)amino)-9-isopropyl-9 <i>H</i> -purin-2-yl)-4-fluoropyrrolidin-3-yl)acrylamide		
90 (Scheme D)		566.3 [<i>M</i> + <i>H</i>] ⁺	¹ H NMR (400 MHz, MeOD) δ ppm 8.60-8.57 (d, 1 H) 8.52 (br. s., 1 H) 7.93 (s, 1 H) 6.74 (d, 1 H) 6.67-6.64 (m, 1 H) 6.29-6.27 (m, 2 H) 5.71-5.68 (m, 1 H) 5.24-5.11 (d, 1 H) 4.78-4.75 (m, 1 H) 4.63-4.61 (m, 1 H) 4.00-

Example No. (Scheme)	Structure and Compound Name	LRMS <i>m/z</i>	¹ H NMR
	<i>N</i> -((3 <i>R</i> ,4 <i>R</i>)-1-(6-((4-(4-(dimethylamino)piperidin-1-yl)-2-methoxyphenyl)amino)-9-isopropyl-9 <i>H</i> -purin-2-yl)-4-fluoropyrrolidin-3-yl)acrylamide		3.83 (m, 9 H) 3.25-3.23 (m, 1 H) 2.87-2.77 (m, 8 H) 2.19-2.16 (m, 2 H) 1.89-1.85 (m, 2 H) 1.62-1.60 (m, 6 H)

pEGFR Y1068 ELISA Assay:

[0553] In order to profile the effect of EGFR T790M inhibitors in cells with different EGFR mutation status, inhibition of phosphorylation of EGFR at Tyr1068 (Y1068) was determined in cells with wildtype EGFR or various EGFR mutations - either EGFR single mutant (L858R, E746-A750 deletion) or EGFR double mutant (L858R+T790M, deletion+T790M).

[0554] Phosphorylation of EGFR at Y1068 was measured by PathScan® Phospho-EGF Receptor (Tyr1068) Sandwich ELISA kit (# 7240, Cell Signaling Technology®, Danvers, MA). The PathScan® Phospho-EGF Receptor (Tyr1068) Sandwich ELISA Kit is a solid phase sandwich enzyme-linked immunosorbent assay (ELISA) that detects endogenous levels of phospho-EGF Receptor (Tyr1068) protein. The following non-small cell lung cancer (NSCLC) cell lines were evaluated in this assay: A549 (EGFR wildtype, endogenous), NCI-H1975 (EGFR L858R+T790M, endogenous), NCI-H3255 (EGFR L858R), PC9 (EGFR del), and PC9-DRH (EGFR del/T790M). A549 and NCI-H1975 cells were purchased from the American Type Culture Collection (Manassas, VA). PC9 cells were purchased from RIKEN BioResource Center (Japan). NCI-H3255 cells were licensed from NCI. PC9-DRH cells were generated by long term maintenance in the presence of dacomitinib to achieve resistance to dacomitinib and acquire T790M mutation. All cells were cultured according to ATCC recommendations. A549, NCI-H1975, PC9, and NCI-H3255 cells were grown in RPMI media (Invitrogen, Carlsbad, CA) supplemented with 10% FBS (Sigma, St Louis, MO), and with 1% Penn/Strep (Invitrogen). PC9-DRH cells were grown in RPMI with 10% FBS and 1 μM dacomitinib.

[0555] Cells were plated at 40,000/well in complete culture media (50 μL/well) on the bottom of clear tissue culture treated microtiter plates (#3595, Corning Inc, Corning, NY) and allowed to adhere overnight at 37 °C, 5 % CO₂. The following day, compound dilution plates were prepared in 96 well clear V-bottom 0.5 mL polypropylene block plates (#3956, Corning, Inc). Each compound was prepared as a DMSO stock solution (10 mM). Compounds were tested in duplicate on each plate, with an 11-point serial dilution curve (1:3 dilution). Compound treatment (50 μL) was added from the compound dilution plate to the cell plate. The highest

compound concentration was 1 or 10 μM (final), with a 0.3% final DMSO (#D-5879, Sigma) concentration. Plates were then incubated for 2 hr at 37 °C, 5 % CO_2 . For A549 (EGFR wildtype) assay, cells were plated in full-serum (10 %) media for 24 hr prior to compound treatment; cells were treated in full serum media as described and then stimulated for 10 min with EGF (40 ng/mL/starvation media, Invitrogen). Immediately prior to the end of the incubation, ice-cold lysis buffer was prepared (1x Cell Lysis Buffer (#9803, Cell Signaling Technology), 1 mM sodium orthovanadate (Na_3VO_4 , #96508, Sigma), 1 mM phenylmethanesulfonyl fluoride (PMSF, 52332, CalBiochem/EMD Chemicals), complete Mini EDTA-free Protease Inhibitor Cocktail Tablet (1 tablet/10 mL, #11836170001, Roche, Indianapolis, IN), and PhosSTOP Phosphatase Inhibitor Cocktail Tablet (1 tablet/10 mL, #04906837001, Roche) in pure water. At the end of 2 hr, media was flicked off and cells were washed once with ice-cold 1mM Na_3VO_4 in PBS (100 μL /well, Invitrogen). The wash was then flicked off and ice-cold lysis buffer was added to the cells (50 μL /well). The plate was shaken for 20-30 min at 4 °C to completely lyse the cells. Sample diluent (50 μL /well) was added to the ELISA plate, and the lysate (50 μL) was diluted into the sample diluent in each well of the ELISA plate. Plates were sealed and incubated overnight at 4 °C with shaking. The next day, wells were washed four times with 1x Wash Buffer; plates were taped on lint-free paper after the final wash prior to adding Add Detection Antibody (green, 100 μL /well) to each well and incubating for 1 hr at 37 °C. After incubation, wells were washed as described. HRP-Linked secondary antibody (red, 100 μL /well) was added to each well and incubated for 30 min at 37 °C. After incubation, the wells were washed as described. TMB Substrate (100 μL /well) was added to each well and the plate incubated for 10 min at 37 °C or 30 min at rt maximum. Stop Solution (100 μL /well) was added to each well at the end of the incubation and plates were shaken gently for a few seconds. Absorbance was read at 450 nm within 30 min after addition of Stop Solution on a PerkinElmer EnVision Excite Multilabel Reader Method for Absorbance or on a Molecular Devices SpectraMax³⁸⁴ Reader for absorbance. Data were analyzed using a four-parameter fit in Microsoft Excel.

[0556] The results of the pEGFR Y1068 ELISA assay for the compounds tested are listed in Table 2.

Table 2

Example Number	H1975 IC ₅₀ (nM)	PC9 IC ₅₀ (nM)	H3255 IC ₅₀ (nM)	PC9-DRH IC ₅₀ (nM)	A549 IC ₅₀ (nM)
1	19	22	19	18	277
2	7	9	2	2	178
3	20	N/D	N/D	8	162
4	52	52	59	N/D	652
5	17	N/D	N/D	8	546
6	1041	N/D	N/D	N/D	10000
7	12	5	4	2	307
8	97	N/D	N/D	37	4479

Example Number	H1975 IC ₅₀ (nM)	PC9 IC ₅₀ (nM)	H3255 IC ₅₀ (nM)	PC9-DRH IC ₅₀ (nM)	A549 IC ₅₀ (nM)
9	32	N/D	N/D	26	2735
10	846	N/D	N/D	N/D	10000
11	162	N/D	N/D	N/D	2840
12	6	N/D	N/D	10	140
13	40	40	80	25	2442
14	285	N/D	N/D	N/D	10000
15	55	N/D	N/D	N/D	117
16	88	N/D	N/D	91	507
17	468	N/D	N/D	2500	10000
18	32	N/D	N/D	27	4572
19	10	N/D	N/D	25	194
20	11	N/D	N/D	2	119
21	14	8	8	18	181
22	6	N/D	N/D	9	39
23	39	N/D	N/D	N/D	1424
24	39	N/D	N/D	N/D	1140
25	49	N/D	N/D	6	805
26	25	N/D	N/D	N/D	682
27	29	N/D	N/D	N/D	387
28	48	N/D	N/D	N/D	723
29	35	40	35	61	698
30	82	N/D	N/D	N/D	3855
31	76	N/D	N/D	N/D	1353
32	65	N/D	N/D	N/D	1233
33	18	N/D	N/D	4	324
34	161	N/D	N/D	N/D	2666
35	11	N/D	N/D	N/D	95
36	8	N/D	N/D	9	242
37	391	N/D	N/D	N/D	7607
38	15	N/D	N/D	6	255
39	66	20	N/D	10	2848
40	8	N/D	N/D	5	74
41	64	38	9	3	3040
42	26	N/D	N/D	38	1347

Example Number	H1975 IC ₅₀ (nM)	PC9 IC ₅₀ (nM)	H3255 IC ₅₀ (nM)	PC9-DRH IC ₅₀ (nM)	A549 IC ₅₀ (nM)
43	74	N/D	N/D	18	1476
44	24	N/D	N/D	7	1152
45	26	7	N/D	3	1907
46	387	31	7	N/D	4192
47	14	N/D	N/D	19	308
48	204	N/D	N/D	N/D	4361
49	21	8	3	2	787
50	26	8	3	34	587
51	N/D	N/D	N/D	N/D	N/D
52	742	N/D	N/D	6	10000
53	5	2	2	1	160
54	17	16	N/D	4	673
55	9	3	2	3	273
56	108	N/D	N/D	2	504
57	89	N/D	N/D	44	3040
58	58	N/D	N/D	N/D	983
59	162	N/D	N/D	N/D	4047
60	317	N/D	N/D	N/D	1386
61	6138	6651	N/D	2127	10000
62	6	3	1	2	32
63	32	14	N/D	5	551
64	8	N/D	N/D	8	127
65	14	11	N/D	9	1255
66	N/D	N/D	N/D	N/D	N/D
67	8	N/D	N/D	N/D	90
68	18	N/D	N/D	N/D	707
69	37	N/D	N/D	N/D	712
70	29	N/D	N/D	N/D	609
71	20	N/D	N/D	N/D	167
72	6	2	5	3	142
73	9	N/D	N/D	N/D	92
74	5	N/D	N/D	2	49
75	11	N/D	1	2	64
76	30	N/D	N/D	2	394

Example Number	H1975 IC ₅₀ (nM)	PC9 IC ₅₀ (nM)	H3255 IC ₅₀ (nM)	PC9-DRH IC ₅₀ (nM)	A549 IC ₅₀ (nM)
77	8	N/D	2	2	83
78	7	N/D	N/D	3	649
79	6	3	3	1	100
80	22	N/D	N/D	10	425
81	19	21	15	8	575
82	N/D	N/D	N/D	N/D	N/D
83	132	N/D	N/D	N/D	3452
84	15	45	9	3	1198
85	17	104	34	15	647
86	32	N/D	N/D	N/D	1218
87	3	N/D	2	3	64
88	6	6	2	1	194
89	N/D	N/D	N/D	3	N/D
90	N/D	N/D	N/D	9	N/D

REFERENCES CITED IN THE DESCRIPTION

This list of references cited by the applicant is for the reader's convenience only. It does not form part of the European patent document. Even though great care has been taken in compiling the references, errors or omissions cannot be excluded and the EPO disclaims all liability in this regard.

Patent documents cited in the description

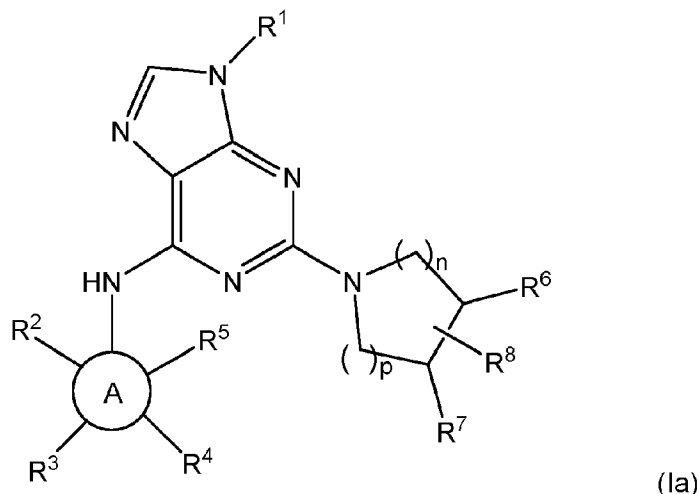
- [WO2013042006A \[0004\]](#)
- [WO9633172A \[0304\]](#)
- [WO9627583A \[0304\]](#)
- [EP97304971A \[0304\]](#)
- [EP99308617A \[0304\]](#)
- [WO9807697A \[0304\]](#)
- [WO9803516A \[0304\]](#)
- [WO9834918A \[0304\]](#)
- [WO9834915A \[0304\]](#)
- [WO9833768A \[0304\]](#)

- [WO9830566A \[0304\]](#)
- [EP606046A \[0304\]](#)
- [EP931788A \[0304\]](#)
- [WO9005719A \[0304\]](#)
- [WO9952910A \[0304\]](#)
- [WO9952889A \[0304\]](#)
- [WO9929667A \[0304\]](#)
- [WOIB9801113W \[0304\]](#)
- [EP99302232A \[0304\]](#)
- [GB9912961A \[0304\]](#)
- [US60148464B \[0304\]](#)
- [US5863949A \[0304\]](#)
- [US5861510A \[0304\]](#)
- [EP780386A \[0304\]](#)
- [WO9924440A \[0306\]](#)
- [WOIB9900797W \[0306\]](#)
- [WO9521613A \[0306\]](#)
- [WO9961422A \[0306\]](#)
- [US5834504A \[0306\]](#)
- [WO9850356A \[0306\]](#)
- [US5883113A \[0306\]](#)
- [US5886020A \[0306\]](#)
- [US5792783A \[0306\]](#)
- [US6653308B \[0306\]](#)
- [WO9910349A \[0306\]](#)
- [WO9732856A \[0306\]](#)
- [WO9722596A \[0306\]](#)
- [WO9854093A \[0306\]](#)
- [WO9802438A \[0306\] \[0308\]](#)
- [WO9916755A \[0306\]](#)
- [WO9802437A \[0306\] \[0307\] \[0308\]](#)
- [WO9802434A \[0307\] \[0308\]](#)
- [WO9935146A \[0307\]](#)
- [WO9935132A \[0307\]](#)
- [WO9713760A \[0307\]](#)
- [WO9519970A \[0307\]](#)
- [US5587458A \[0307\]](#)
- [US5877305A \[0307\]](#)
- [US60117341B \[0307\]](#)
- [US60117346B \[0307\]](#)
- [EP0566226A1 \[0308\]](#)
- [EP0602851A1 \[0308\]](#)
- [EP0635507A1 \[0308\]](#)
- [EP0635498A1 \[0308\]](#)

- [EP0520722A1](#) [0308]
- [WO9220642A](#) [0308]
- [WO9616960A](#) [0308]
- [WO9609294A](#) [0308]
- [WO9730034A](#) [0308]
- [WO0044728A](#) [0308]
- [EP1029853A1](#) [0308]
- [WO0198277A](#) [0308]
- [US09221946B](#) [0312]
- [US09454058B](#) [0312]
- [US09501163B](#) [0312]
- [US09539930B](#) [0312]
- [US09202796B](#) [0312]
- [US09384339B](#) [0312]
- [US09383755B](#) [0312]
- [US60168207B](#) [0312]
- [US60170119B](#) [0312]
- [US60177718B](#) [0312]
- [US60168217B](#) [0312]
- [US60200834B](#) [0312]
- [US60113647B](#) [0313]
- [EP239362A](#) [0314] [0318] [0338]

Non-patent literature cited in the description

- **PAEZ et al.** Science, 2004, [0002]
- **LYNCH et al.** NEJM, 2004, [0002]
- **PAO et al.** PNAS, 2004, [0002]
- **SHIGEMATSU et al.** JNCI, 2005, [0002]
- **FUKUOKA et al.** JCO, 2003, [0002]
- **KRIS et al.** JAMA, 2003, [0002]
- **SHEPHERD et al.** NEJM, 2004, [0002]
- **KOSAKA et al.** CCR, 2006, [0003]
- **BALAK et al.** CCR, 2006, [0003]
- **ENGELMAN et al.** Science, 2007, [0003]
- **STAHLWERMUTH** Handbook of Pharmaceutical Salts: Properties, Selection, and Use Wiley-VCH20020000 [0280]
- **CHEMICAL ABSTRACTS**, 614753-51-4 [0359] [0369]
- **CHEMICAL ABSTRACTS**, 68957-94-8 [0364]
- **CHEMICAL ABSTRACTS**, 4036-30-0 [0476]

Patentkrav**1. Forbindelse med formel (I):**

5 hvor

R¹ er C₁-C₆-alkyl, C₂-C₆-alkenyl, C₂-C₆-alkynyl, C₃-C₆-cycloalkyl, 4-6-leddet heterocycloalkyl, eller 4-6-leddet heteroaryl, hvor C₁-C₆-alkyl eventuelt er substitueret med en, to eller tre substituent, der er udvalgt fra gruppen bestående af halogen, hydroxy og C₁-C₃-alkoxy, hvor yderligere C₃-C₆-cycloalkyl, 4-6-leddet heterocycloalkyl og 4-6-leddet heteroaryl hver især eventuelt er uafhængigt substitueret med en, to eller tre substituent, der er udvalgt fra gruppen bestående af C₁-C₃-alkyl, hydroxy og C₁-C₃-alkoxy;

ring A er C₆-C₁₀-aryl eller 5-12-leddet heteroaryl;

R² og R⁵ hver især er uafhængigt fraværende, hydrogen, halogen, cyano, difluoromethyl, trifluoromethyl, C₁-C₆-alkyl, C₂-C₆-alkenyl, C₂-C₆-alkynyl, C₁-C₆-alkoxy, -N(R¹⁰)(R¹¹), C₃-C₅-cycloalkyl, eller 4-6-leddet heterocycloalkyl, hvor C₁-C₆-alkyl eventuelt er substitueret med en, to eller tre substituent, der er udvalgt fra gruppen bestående af halogen, hydroxy, C₁-C₆-alkoxy og -N(R¹²)(R¹³);

R³ er fraværende, hydrogen, halogen, C₁-C₆-alkyl, C₂-C₆-alkynyl, C₁-C₆-alkoxy, C₃-C₇-cycloalkyl eller 3-7-leddet heterocycloalkyl, hvor C₁-C₆-alkyl og C₁-C₆-alkoxy hver især eventuelt er substitueret med en, to eller tre R¹⁴-grupper,

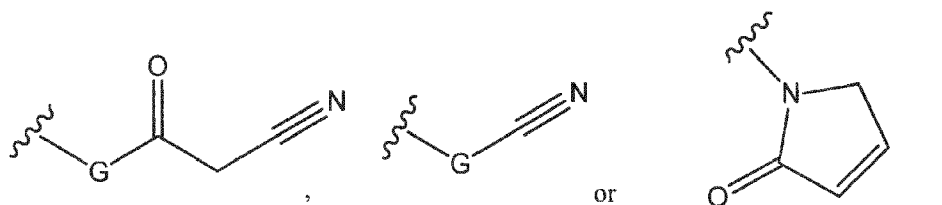
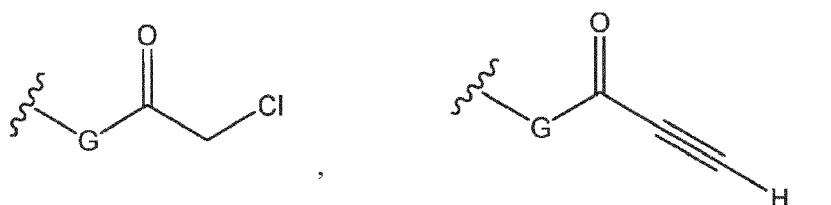
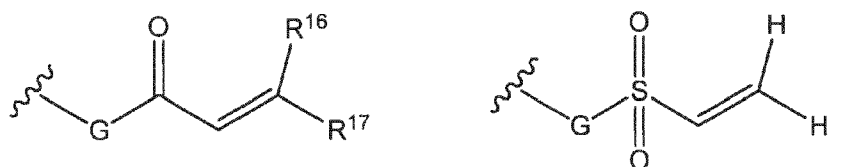
og hvor yderligere C₃-C₇-cycloalkyl og 3-7-leddet heterocycloalkyl hver især eventuelt er substitueret med en, to eller tre R¹⁵-grupper;

R⁴ er fraværende, hydrogen, halogen, C₁-C₆-alkyl eller C₃-C₆-cycloalkyl,

hvor R² og R³ eller R³ og R⁴ kan kombineres for at danne en C₅-C₇-cycloalkyl-ring eller en 5-7-leddet heterocycloalkylring, hvor yderligere C₅-C₇-cycloalkyl-ringen og den 5-7-leddede heterocycloalkylring hver især uafhængigt eventuelt er substitueret med en, to eller tre R¹⁴-grupper;

R⁶ og R⁸ hver især er uafhængigt hydrogen, halogen, cyano, hydroxy, difluoromethyl, trifluoromethyl, C₁-C₃-alkyl, C₁-C₃-alkoxy eller C₃-C₅-cycloalkyl, hvor C₁-C₃-alkyl eventuelt er substitueret med hydroxy, difluoromethyl, trifluoromethyl, C₁-C₃-alkoxy eller C₃-C₅-cycloalkyl;

R⁷ er



G er -NR¹⁸-;

R¹² og R¹³ hver især uafhængigt er hydrogen eller C₁-C₃-alkyl;

R¹⁰ og R¹¹ hver især uafhængigt er hydrogen eller C₁-C₆-alkyl; eller R¹⁰ og R¹¹ sammen med nitrogen, hvortil de er knyttet, kan kombineres for at danne en 4-7-leddet heterocycloalkylring, når R¹⁰ og R¹¹ hver især er C₁-C₃-alkyl, hvor

den dannede 4-7-leddede heterocycloalkylring eventuelt er substitueret med en, to, tre eller fire R^{15} -grupper;

hver R^{14} uafhængigt er halogen, cyano, C_1 - C_3 -alkyl, hydroxy, C_1 - C_6 -alkoxy, - $N(R^{19})(R^{20})$, - $CON(R^{21})(R^{22})$ eller 3-7-leddet heterocycloalkyl, hvor den 3-7-leddede heterocycloalkyl eventuelt er substitueret med en, to, tre eller fire R^{15} -grupper;

hver R^{15} uafhængigt er halogen, C_1 - C_3 -alkyl, hydroxy, C_1 - C_6 -alkoxy, $-NH_2$, - $NHCH_3R$ eller $-N(CH_3)_2$;

R^{16} og R^{17} hver især uafhængigt er hydrogen eller C_1 - C_6 -alkyl, hvor C_1 - C_6 -alkyl er substitueret med $-N(R^{23})(R^{24})$,

forudsat at R^{16} og R^{17} kan danne en C_3 - C_5 -cycloalkylring;

R^{18} er hydrogen eller (C_1-C_3) -alkyl;

hver R^{19} , R^{20} , R^{21} , R^{22} , R^{23} og R^{24} uafhængigt er hydrogen eller C_1 - C_3 -alkyl;

n er 0, 1 eller 2; og

p er 0, 1 eller 2; eller

et farmaceutisk acceptabelt salt deraf.

2. Forbindelse eller salt ifølge krav 1, hvor R^1 er C_1 - C_6 -alkyl eller C_3 - C_6 -cycloalkyl, hvor C_1 - C_6 -alkyl eventuelt er substitueret med hydroxy, og hvor yderligere C_3 - C_6 -cycloalkyl eventuelt er substitueret med C_1 - C_3 -alkyl.

3. Forbindelse eller salt ifølge krav 1 eller 2, hvor R^1 er methyl, ethyl, isopropyl eller tert-butyl.

4. Forbindelse eller salt ifølge et hvilket som helst af kravene 1-3, hvor R^2 er hydrogen, methyl, difluoromethyl eller methoxy.

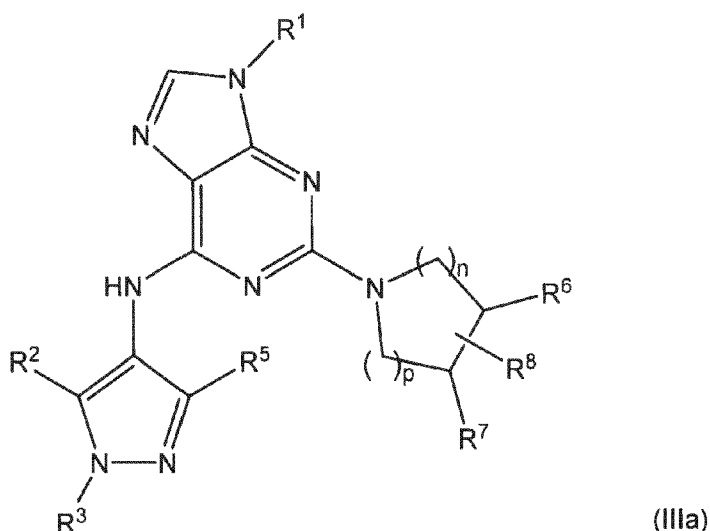
5. Forbindelse eller salt ifølge et hvilket som helst af kravene 1-3, hvor R^5 er hydrogen, C_1 - C_6 -alkyl eller C_1 - C_6 -alkoxy.

6. Forbindelse eller salt ifølge et hvilket som helst af kravene 1-3, hvor R^5 er hydrogen, methyl eller methoxy.

5 7. Forbindelse eller salt ifølge et hvilket som helst af kravene 1-3, hvor R^3 er C_1 - C_6 -alkyl eller 3-7-leddet heterocycloalkyl, hvor C_1 - C_6 -alkyl eventuelt er substitueret med en eller to R^{14} -grupper, og hvor yderligere 3-7-leddet heterocycloalkyl eventuelt er substitueret med C_1 - C_3 -alkyl.

10 8. Forbindelse eller salt ifølge et hvilket som helst af kravene 1-3, hvor R^3 er methyl.

9. Forbindelse ifølge et hvilket som helst af kravene 1-8 med formelen (IIIa):



eller et farmaceutisk acceptabelt salt deraf,

15 hvor

R^2 og R^5 hver især uafhængigt er hydrogen, halogen, cyano, difluoromethyl, trifluoromethyl, C_1 - C_6 -alkyl, C_2 - C_6 -alkenyl, C_2 - C_6 -alkynyl, C_1 - C_6 -alkoxy, $-N(R^{10})(R^{11})$, C_3 - C_5 -cycloalkyl, eller 4-6-leddet heterocycloalkyl, hvor C_1 - C_6 -alkyl eventuelt er substitueret med en, to eller tre substituentter, der er udvalgt fra gruppen bestående af halogen, hydroxy, C_1 - C_6 -alkoxy og $-N(R^{12})(R^{13})$, forudsat mindst én af R^2 og R^5 er hydrogen; og

20 R^3 er hydrogen, halogen, C_1 - C_6 -alkyl, C_2 - C_6 -alkynyl, C_1 - C_6 -alkoxy, C_3 - C_7 -cycloalkyl eller 3-7-leddet heterocycloalkyl, hvor C_1 - C_6 -alkyl og C_1 - C_6 -alkoxy

hver især eventuelt er substitueret med en, to eller tre R^{14} -grupper, og hvor yderligere C_3 - C_7 -cycloalkyl og 3-7-leddet heterocycloalkyl hver især eventuelt er substitueret med en, to eller tre R^{15} -grupper;

5 **10.** Forbindelse eller salt ifølge krav 1 eller 9, hvor n er 0.

11. Forbindelse eller salt ifølge krav 1 eller 9, hvor n er 1.

12. Forbindelse eller salt ifølge krav 1 eller 9, hvor p er 1.

10

13. Forbindelse eller salt ifølge krav 1 eller 9, hvor n er 1, og p er 1.

14. Forbindelse eller salt ifølge krav 1 eller 9, hvor R^6 og R^8 hver især uafhængigt er hydrogen, halogen, C_1 - C_3 -alkyl eller C_1 - C_3 -alkoxy.

15

15. Forbindelse eller salt ifølge krav 1 eller 9, hvor R^6 er hydrogen, fluor, methyl eller methoxy.

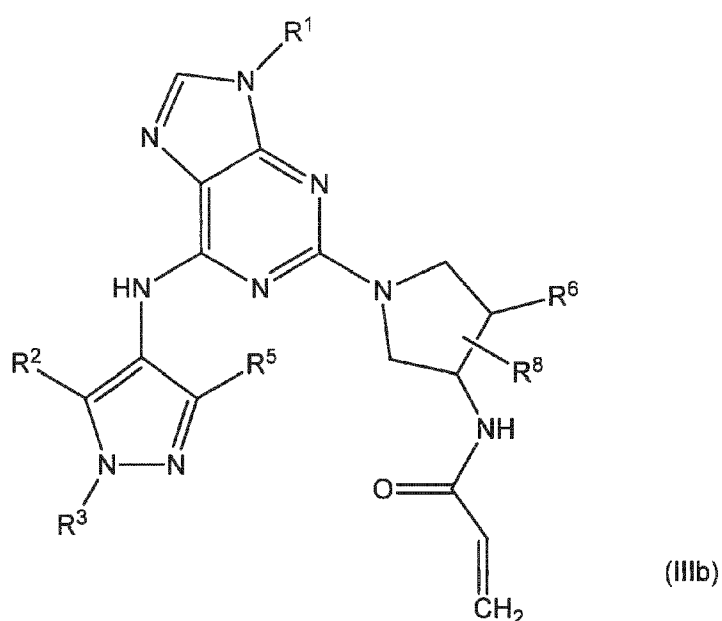
16. Forbindelse eller salt ifølge krav 1 eller 9, hvor R^6 er fluor.

20

17. Forbindelse eller salt ifølge krav 1 eller 9, hvor R^8 er hydrogen, fluor eller methyl.

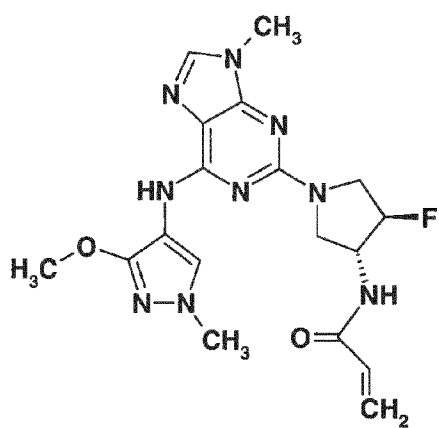
18. Forbindelse ifølge krav 9, eller et hvilket som helst af kravene 14 til 17 afhængigt af krav 9, med formlen (IIIb):

25



eller et farmaceutisk acceptabelt salt deraf.

19. Forbindelse ifølge krav 1, som er



5

eller et farmaceutisk acceptabelt salt deraf.

20. Farmaceutisk sammensætning omfattende en forbindelse ifølge et hvilket som helst af de foregående krav, eller et farmaceutisk acceptabelt salt deraf, og et farmaceutisk acceptabelt bærerstoff eller fortyndingsmiddel.

10

21. Kombination af en forbindelse ifølge et hvilket som helst af kravene 1-19, eller et farmaceutisk acceptabelt salt deraf, med et antitumor-middel til behandling af cancer.

5 **22.** Forbindelse ifølge et hvilket som helst af kravene 1-19, eller et farmaceutisk acceptabelt salt deraf til anvendelse ved behandling af abnorm cellevækst hos et pattedyr.