



(86) Date de dépôt PCT/PCT Filing Date: 1990/06/05 (87) Date publication PCT/PCT Publication Date: 1991/03/21 (45) Date de délivrance/Issue Date: 2003/02/25 (85) Entrée phase nationale/National Entry: 1991/04/25 (86) N° demande PCT/PCT Application No.: US 1990/003102 (87) N° publication PCT/PCT Publication No.: 1991/003162 (30) Priorité/Priority: 1989/08/31 (401,613) US	(51) Cl.Int. <sup>5</sup> /Int.Cl. <sup>5</sup> C07H 21/04 (72) Inventeurs/Inventors: ROSSI, JOHN J., US; CHANG, PAIROJ, US; KAPLAN, BRUCE E., US (73) Propriétaire/Owner: CITY OF HOPE, US (74) Agent: SIM & MCBURNEY
--	---

(54) Titre : SEQUENCES CATALYTIQUES D'ADN-ARN CHIMERIQUES  
(54) Title: CHIMERIC DNA-RNA CATALYTIC SEQUENCES

(57) **Abrégé/Abstract:**

This invention provides chimeric DNA/RNA catalytic molecules useful to cleave RNA sequences. The invention specifically provides two different chimeric DNA-RNA-DNA-RNA-DNA catalytic molecules which are targeted to cleave HIV-1 RNA sequences. These chimeric molecules include DNA sequences which flank a catalytic RNA center. Interaction with the HIV-1 substrate RNAs is achieved by Watson-Crick base pairing of the DNA flanking sequences with HIV-1 RNA. The catalytic ribonucleotide center cleaves the phosphodiester bond of the substrate HIV-1 RNA at the expected location.





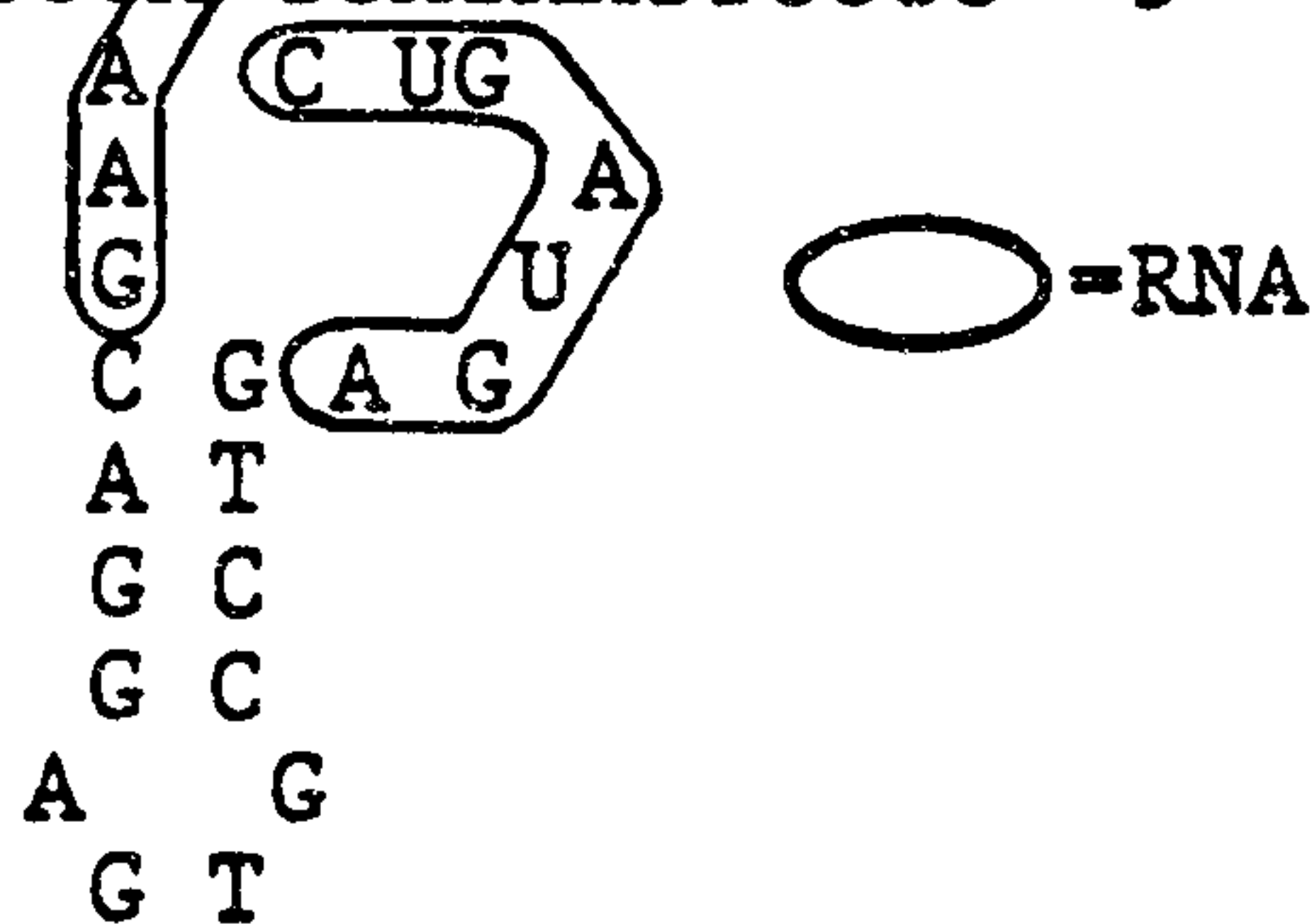
## INTERNATIONAL APPLICATION PUBLISHED UNDER THE PATENT COOPERATION TREATY (PCT)

(51) International Patent Classification <sup>5</sup> : A16K 37/62, C07H 17/00, 15/12 A61K 31/70		A1	(11) International Publication Number: <b>WO 91/03162</b> (43) International Publication Date: 21 March 1991 (21.03.91)
(21) International Application Number: PCT/US90/03102 (22) International Filing Date: 5 June 1990 (05.06.90) (30) Priority data: 401,613 31 August 1989 (31.08.89) US (60) Parent Application or Grant (63) Related by Continuation US 401,613 (CIP) Filed on 31 August 1989 (31.08.89) (71) Applicant (for all designated States except US): CITY OF HOPE [US/US]; 1450 East Duarte Road, Duarte, CA 91010-0269 (US).		(72) Inventors; and (75) Inventors/Applicants (for US only) : ROSSI, John, J. [US/ US]; 346 Cimmaron Trail, Glendora, CA 91740 (US). CHANG, Pairoj [US/US]; 949 Avenida Loma Vista, San Dimas, CA 91773 (US). KAPLAN, Bruce, E. [US/ US]; 825 N. Indian Hill, Claremont, CA 91711 (US). (74) Agent: IRONS, Edward, S.; 919 18th Street, N.W., Suite 800, Washington, DC 20006 (US). (81) Designated States: AU, CA, DE*, FR (European patent), GB, IT (European patent), JP, US.  Published With international search report.	

(54) Title: CHIMERIC DNA-RNA CATALYTIC SEQUENCES

DRDRD-1

5' GGUGCGAGAGCGUCAGUAUUAAGCGG 3' - HIV 792-817  
3' CCACGCTCTCGCA TCATAATTCGCC 5'



## (57) Abstract

This invention provides chimeric DNA/RNA catalytic molecules useful to cleave RNA sequences. The invention specifically provides two different chimeric DNA-RNA-DNA-RNA-DNA catalytic molecules which are targeted to cleave HIV-1 RNA sequences. These chimeric molecules include DNA sequences which flank a catalytic RNA center. Interaction with the HIV-1 substrate RNAs is achieved by Watson-Crick base pairing of the DNA flanking sequences with HIV-1 RNA. The catalytic ribonucleotide center cleaves the phosphodiester bond of the substrate HIV-1 RNA at the expected location.

- 1 -

**CHIMERIC DNA-RNA CATALYTIC SEQUENCES**Field of the Invention

This invention pertains to DNA-RNA catalytic molecules. More particularly the invention pertains to chimeric DNA-RNA-DNA-RNA-DNA catalytic molecules effective to cleave HIV-1 RNA sequences, for example.

Background of the Invention

Ribozymes are structural RNA molecules which mediate a number of RNA self-cleavage reactions. Two distinct trans-acting ribozymes, "hammerhead" and "hairpin," having different secondary structures have been identified. Sarver et al. [Exploring Catalytic RNAs as Anti-HIV Agents in: Advances in Applied Biotechnology Series Vol. 7, Gene Regulation and AIDS: Transcriptional activation, retroviruses, and pathogenesis, pages 199 and 322] states:

"Another possible synthetic approach is the development of a chimeric molecule containing a ribonucleotide catalytic center and deoxyribonucleotide flanking sequences. It is also conceivable that chimeric catalysts comprised of an RNA catalytic center and DNA flanking sequences will retain biological activity while having greater stability."

Perreault, et al., Nature, 344:565-567 (1990), describes certain mixed deoxyribo and ribooligonucleotides with catalytic activity. No RNA-DNA catalytic molecules of practical therapeutic utility are known.



2039718

-2-

### Summary of the Invention

This invention provides chimeric DNA/RNA catalytic molecules useful to cleave RNA sequences. The invention specifically provides two different chimeric DNA-RNA-DNA-RNA-DNA catalytic molecules which are targeted to cleave HIV-1 RNA sequences. These chimeric molecules include DNA sequences which flank a catalytic RNA center. Interaction with the HIV-1 substrate RNAs is achieved by Watson-Crick base pairing of the DNA flanking sequences with HIV-1 RNA. The catalytic ribonucleotide center cleaves the phosphodiester bond of the substrate HIV-1 RNA at the expected location.

### General Description of the Invention

In general the catalytic molecules of the invention function as hammerhead or hairpin ribozymes. The preferred molecular construct consists of two known RNA catalytic sequences each flanked by a DNA sequence at the respective 3' and 5' termini and coupled by a DNA sequence at the corresponding 5' and 3' termini. These molecules may accordingly be represented by the formulae I and II::

I.            3' X - AAAG - Y - AGUAGUC - Z 5'

or

II.           3' X - CAAAG - Y - AGUAGUC - Z 5'

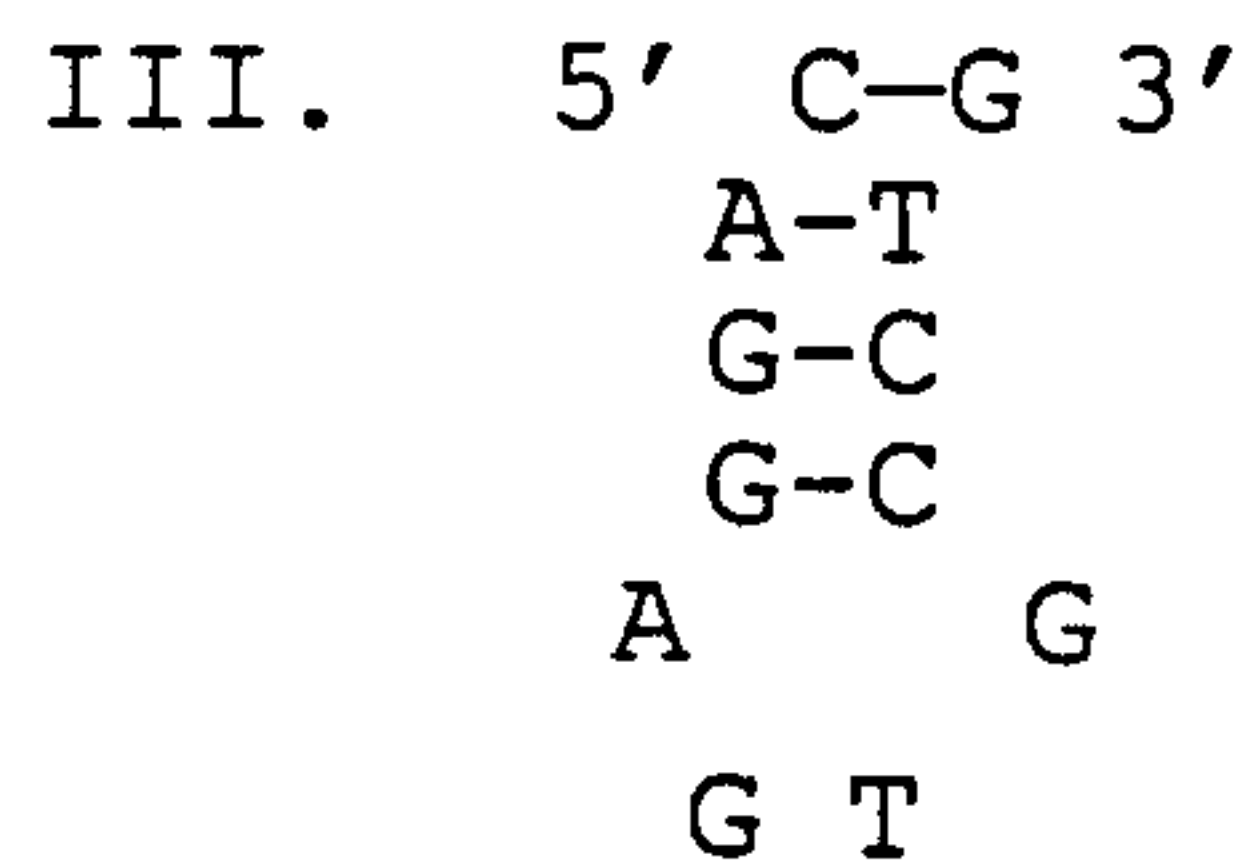
in which X, Y and Z are DNA sequences and AAAG, CAAAG and AGUAGUC are catalytic RNA sequences.

The flanking X and Z components may be any DNA sequences that allow base pairing with the substrate RNA at appropriate positions adjacent to the substrate cleavage site. These flanking sequences may be phosphodiester, phosphorothioate, methyl phosphonate, methyl phosphate or similar moieties.

Y may be any DNA sequence that base pairs inter se in the manner required for catalytic cleavage of

- 3 -

the substrate by the RNA sequences preferably as shown in base paired form in Formula III:

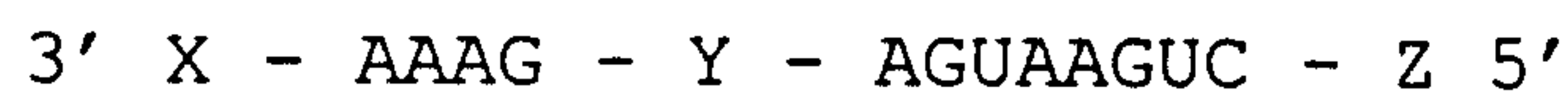


The catalytic molecules of this invention can be synthesized in known manner by commercially available DNA synthesizers such as those produced by Applied Biosystems or Milligen. See, e.g., Perreault, et al, supra.


The X and Z sequences may be substituted at the respective 3' and 5' ends with ligands to facilitate cell entry, targeting within the cell and ultimate stability of the catalysts. Such ligands include by way of example but not of limitation: other nucleotides, proteins, carbohydrates, lipids, steroid hormones and cholesterol.

The catalytic molecules of the invention are administered by known and available delivery agents or systems, including, but not limited to, liposomes, defective viral particles, viral capsids, and standard DNA/RNA transfective procedures.

In accordance with an aspect of the invention there is provided a catalytic molecule capable of cleaving an HIV-1 RNA sequence at a known ribozyme cleavage site said molecule having the formula



or



in which X and Z are DNA sequences that base pair with an RNA substrate at positions juxtaposed to said known cleavage site,

AAAG, CAAAG and AGUAAGUC are RNA sequences,

Y is a DNA sequence that base pairs inter se in a manner required to permit said RNA sequences to cleave said substrate at said cleavage site.





2039718

-4-

10 units of commercial (Sigma) pancreatic ribonuclease in 2XSSC buffer added to the oligonucleotides which were in 10 microliters of 50 mM Tris-HCl buffer (pH 8.0). The RNase was incubated with the sample for 10 minutes before the  $^{32}$ -P end labelled DRDRD or DNA molecules were electrophoresed in a 15% polyacrylamide gel containing 8M urea. The gel was autoradiographed for 10 minutes to get the exposure depicted.

Figure 3B depicts a cleavage reaction involving the catalytic molecule of Figure 1 under conditions described in Chang, et al., Clinical Biotechnology, 2:23-31 (1990).

#### EXAMPLE I

The catalytic molecule of Figure 1 was synthesized in known manner utilizing an automated oligonucleotide synthesizer manufactured by Applied Biosystems, Inc.

The result of ribonuclease A digestion of the catalytic molecule is shown by Figure 3A.

The catalytic molecule produced, as described, was used to cleave each of a 610 nucleotide long (S-610) and a 170 nucleotide long HIV-1 gag transcript. In brief, the buffer was 50 mM Tris-HCl, pH 7.5, 1mM EDTA, 10mM MgCl<sub>2</sub> at approximately 1 pmole of target, 3 pmole of ribozyme or DNA. The reactions were carried out at 37°C. for 12 hours. The substrate was either a 610 nucleotide long HIV-1 gag containing transcript (S-610) or a 172 nucleotide long HIV-1 gag containing transcript (S-172). The 5' cleavage product is indicated for both.

In Figure 3B the 5' cleavage product is shown for both transcripts. The 3' cleavage product for the 610 target is not visible due to poor reproduction of

-5-

the autoradiograph, but is indicated in its position by a 3' P notation. As a negative control, an all DNA oligonucleotide (D) of the same sequence as the DRDRD molecule was incubated with the same substrates under the same conditions with the result that no cleavage was obtained.

Specific cleavage of an HIV-1 5' LTR splice site with a similar catalytic molecule has also been obtained.



- 6 -

**CLAIMS:**

1. A catalytic molecule capable of cleaving and HIV-1 RNA sequence at a known ribozyme cleavage site said molecule having the formula

3' X - AAAG - Y - AGUAAGUC - Z 5'

or

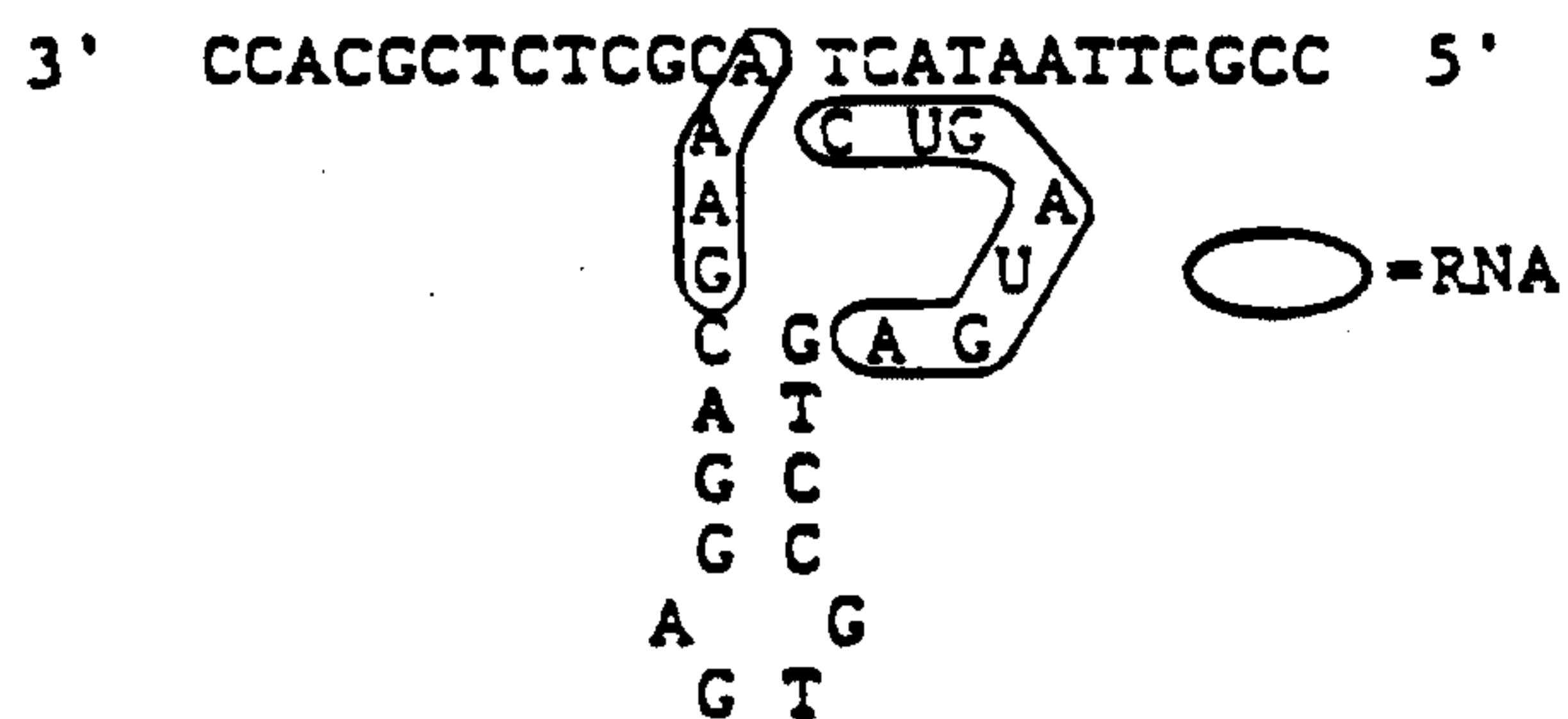
3' X - CAAAG - Y - AGUAAGUC - Z 5'

in which X and Z are DNA sequences that base pair with an RNA substrate at positions juxtaposed to said known cleavage site,

AAAG, CAAAG and AGUAAGUC are RNA sequences,

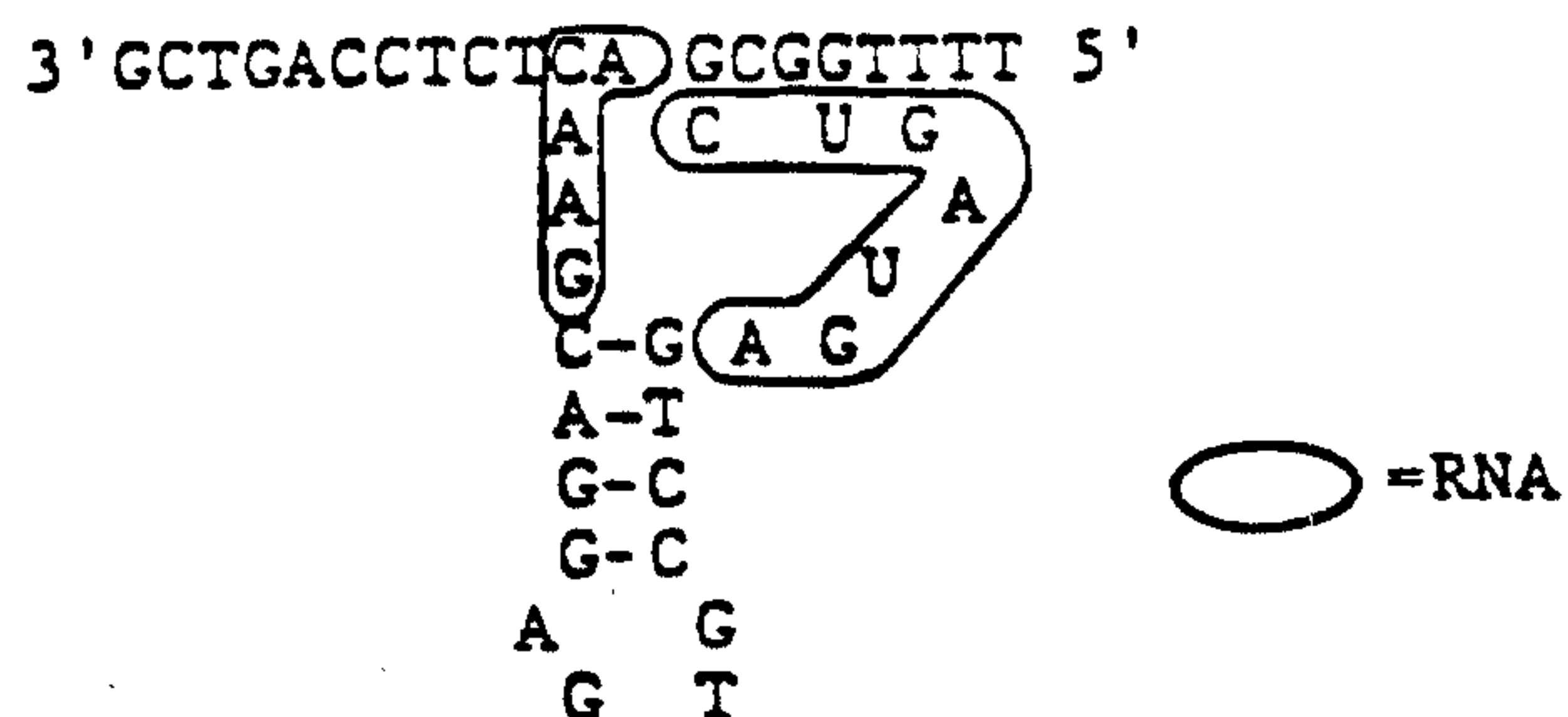
Y is a DNA sequence that base pairs inter se in a manner required to permit said RNA sequences to cleave said substrate at said cleavage site.

2. A catalytic molecule having the following sequence:



- 7 -

3. A catalytic molecule having the following sequence:



4. A catalytic molecule, as defined by Claim 1, in which said HIV-1 sequence is the HIV-1 sequence:

"5' GGUGCGAGAGCGUCAGUAUUAAGCGG 3'."

5. A catalytic molecule, as defined by Claim 1, in which the HIV-1 sequence is the HIV-1 sequence:

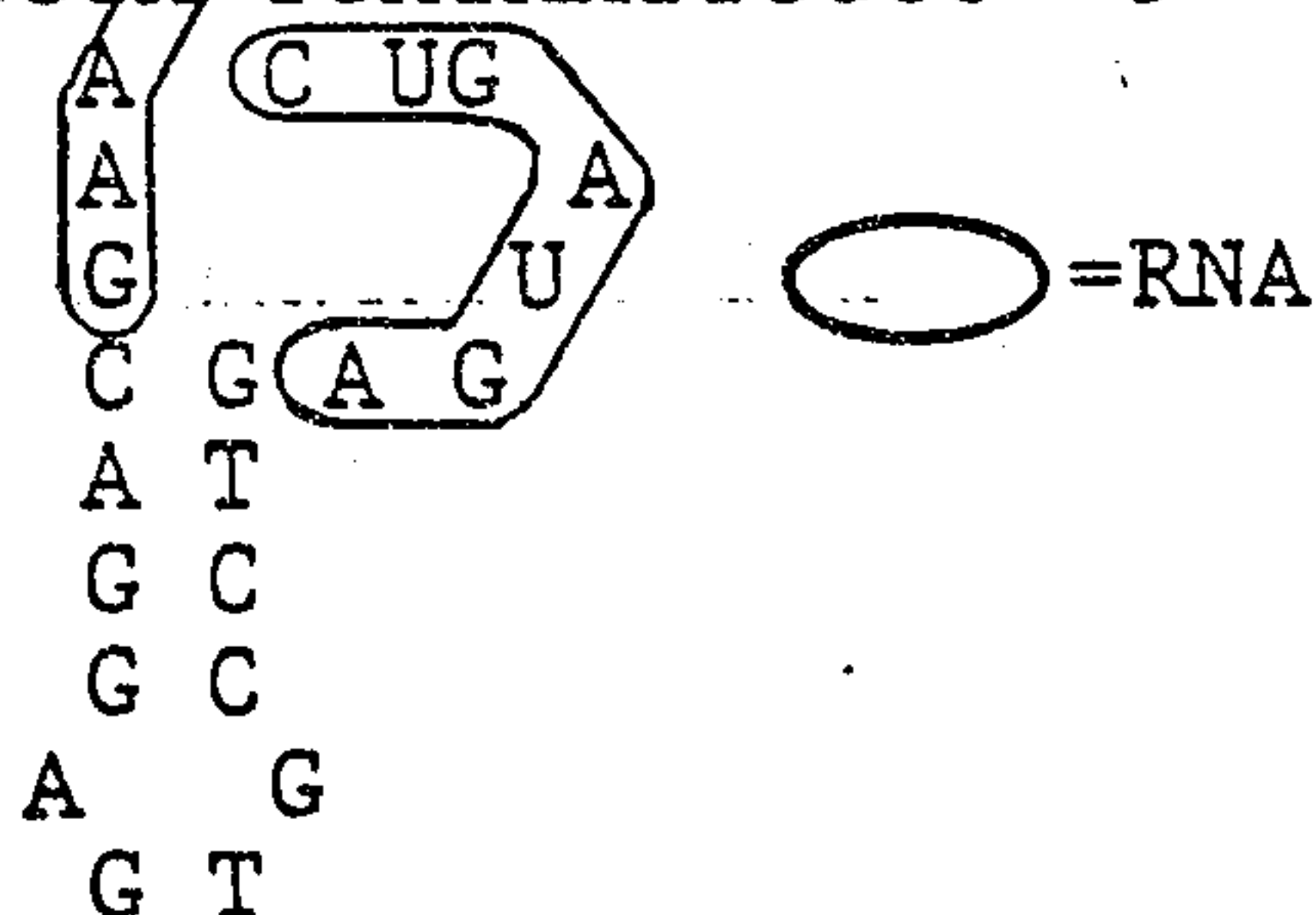
"5' CGACUGGUGAGUACGCCAAAA 3'."

6. A catalytic molecule capable of cleaving an RNA sequence, said molecule having catalytic RNA moieties linked to first and second DNA moieties which base pair with the substrate RNA sequences flanking the cleavage site and interconnected by a third DNA sequence which base pairs inter se to facilitate said cleavage.

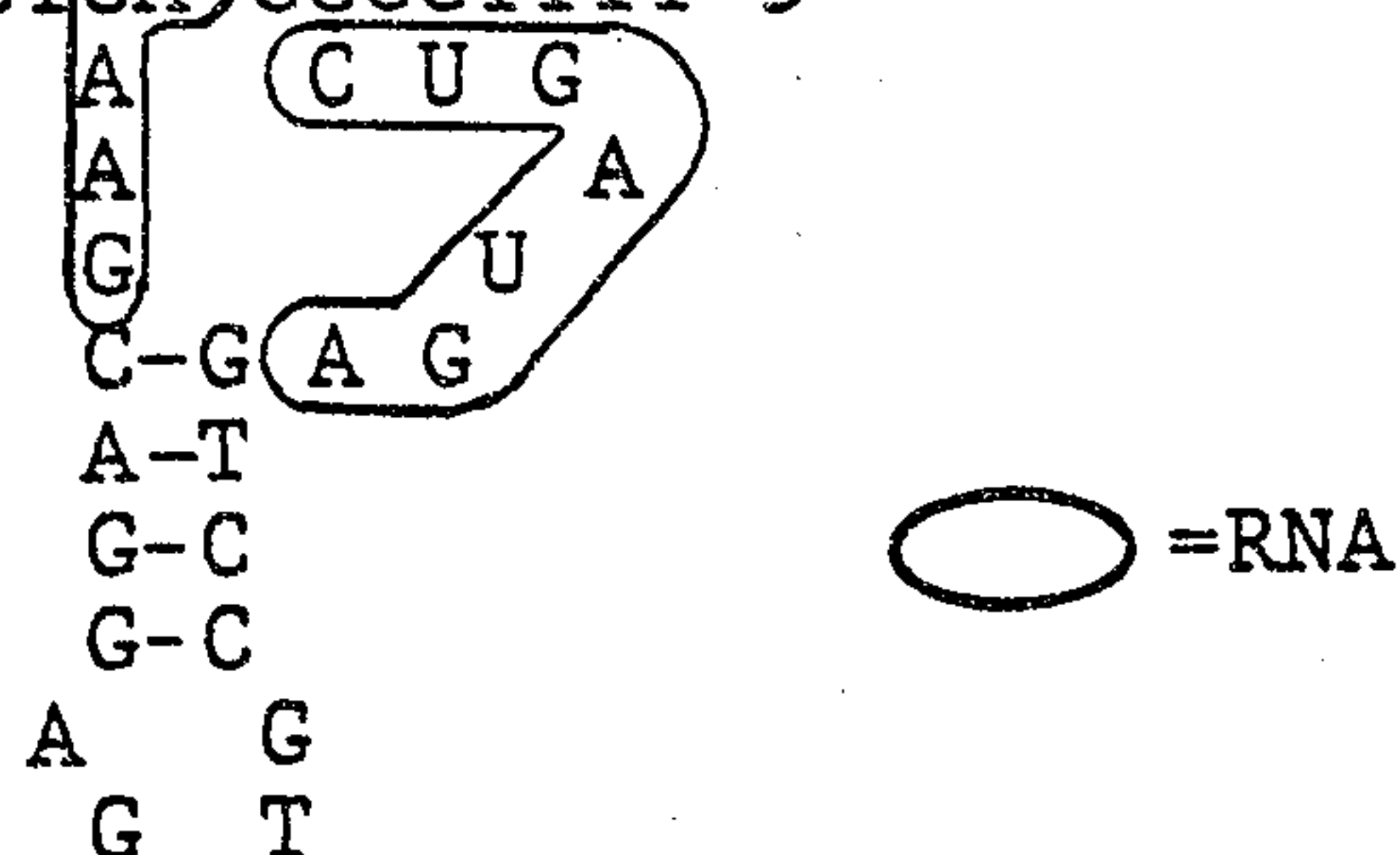
1 / 2

**FIG. 1** DRDRD-1

5' GGUGCGAGAGCGUCAGUAUUAAGCGG 3' - HIV 792-817  
 3' CCACGCTCTCGCA TCATAATTCGCC 5'

**FIG. 2** DRDRD #2

5' CGACUGGUGAGUACGCCAAAA 3' - HIV LTR 737-757  
 3' GCTGACCTCTCA GCGGTTTT 5'





2 / 2

FIG. 3A

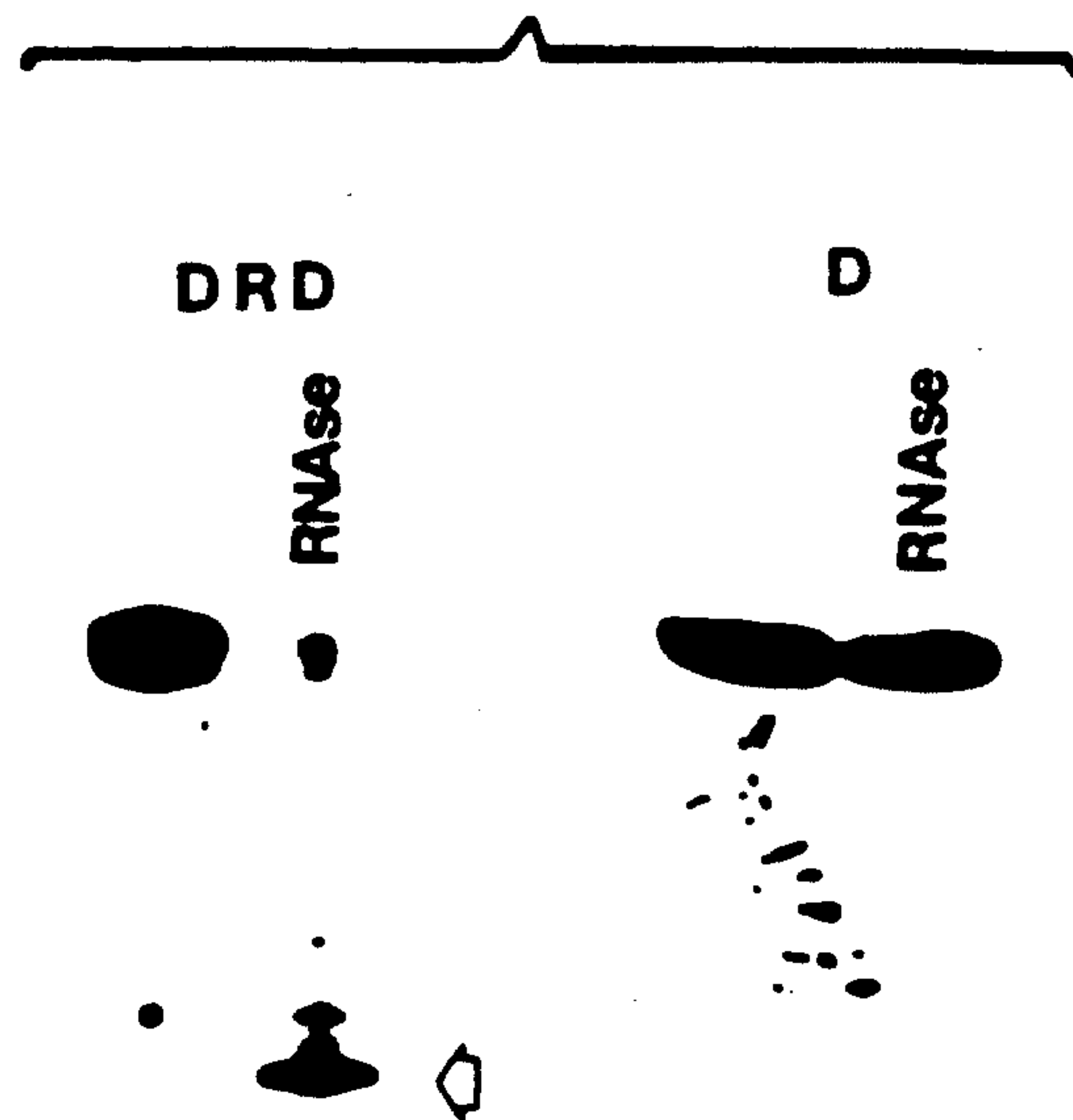


FIG. 3B

