



US00D404331S

United States Patent [19] Seibel

[11] Patent Number: **Des. 404,331**

[45] Date of Patent: ****Jan. 19, 1999**

- [54] RING
- [76] Inventor: **James Seibel**, 18233 County Rd. 12
NW., Garfield, Minn. 56332
- [**] Term: **14 Years**
- [21] Appl. No.: **69,161**
- [22] Filed: **Apr. 10, 1997**
- [51] LOC (6) Cl. **11-01**
- [52] U.S. Cl. **D11/26; D11/36**
- [58] Field of Search D11/26-30, 34-38,
D11/48, 4; 63/3, 15, 15.45, 26; D6/303

2,354,513	7/1944	Fitzer	63/15
3,433,032	3/1969	Dennen	D11/34
4,936,699	6/1990	Yoshida	D11/34
5,535,603	7/1996	Hayakawa	63/3

FOREIGN PATENT DOCUMENTS

105333	8/1899	Germany	63/15
2752967	5/1979	Germany	63/15
2214469	9/1989	United Kingdom	63/26

Primary Examiner—Cathy Anne MacCormac

[57] CLAIM

The ornamental design for a ring, as shown.

DESCRIPTION

FIG. 1 is a front elevational view of the ring of the present invention;

FIG. 2 is a back elevational view of the ring of FIG. 1;

FIG. 3 is a left side elevational view of the ring of FIG. 1;

FIG. 4 is a right side elevational view of the ring of FIG. 1;

FIG. 5 is a top plan view of the ring of FIG. 1; and,

FIG. 6 is a bottom plan view of the ring of FIG. 1.

1 Claim, 3 Drawing Sheets

[56] References Cited U.S. PATENT DOCUMENTS

D. 101,947	11/1936	Hagerstrom	D11/35
D. 126,373	4/1941	Braun	D11/34
D. 133,110	7/1942	Sohmer	D11/26
D. 137,743	4/1944	Frackman	D11/36
D. 246,354	11/1977	Durante	D11/36
D. 258,579	3/1981	Kelman	D11/4
1,421,329	6/1922	Welch	D11/36

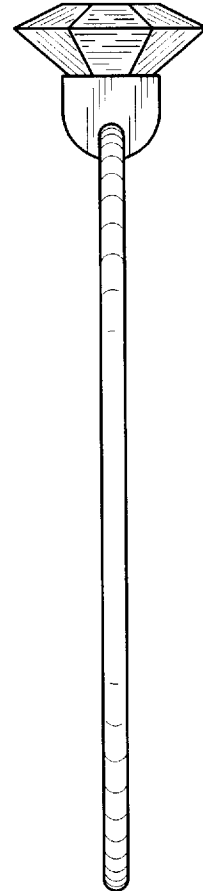



FIG. 1

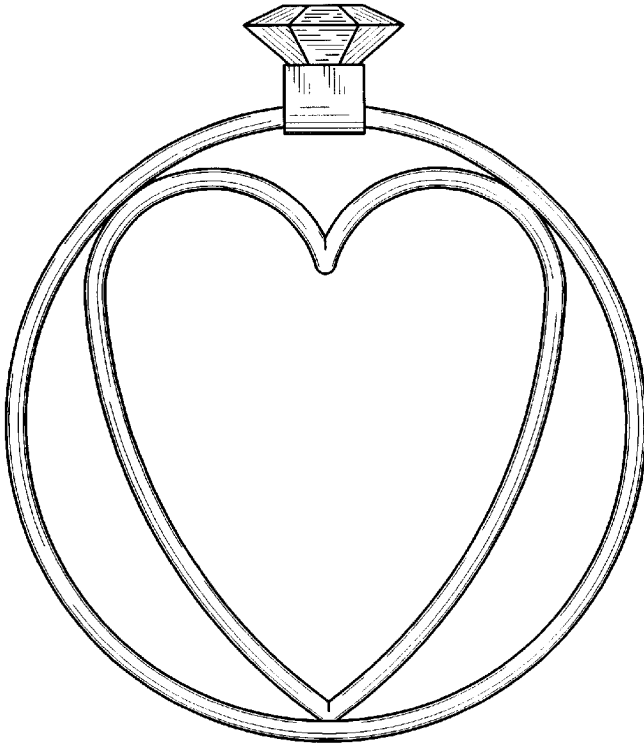


FIG. 2

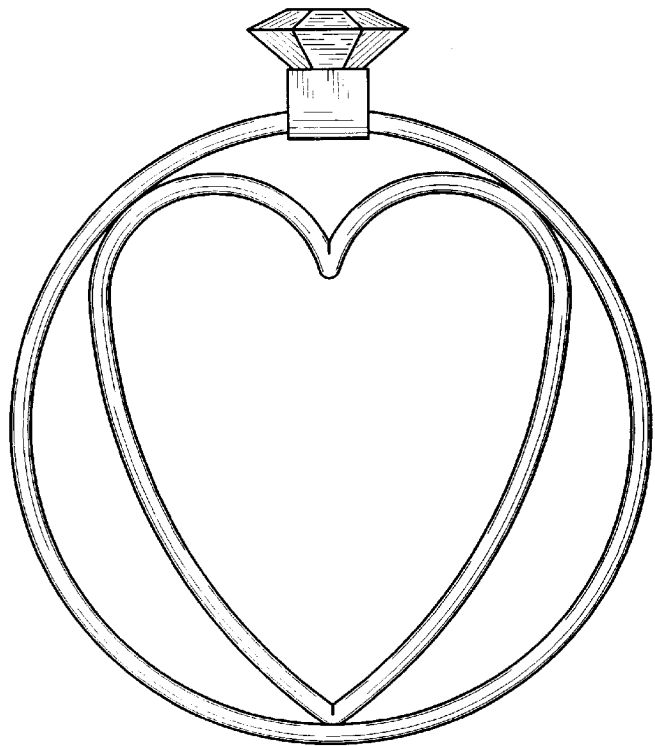


FIG. 3

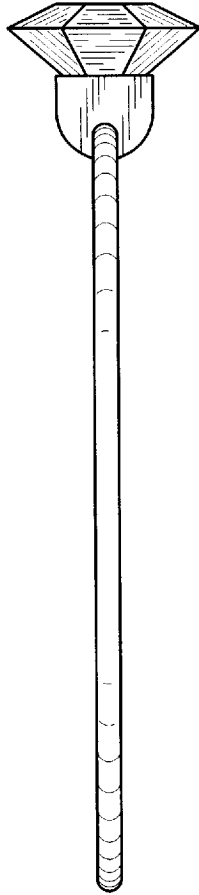


FIG. 4

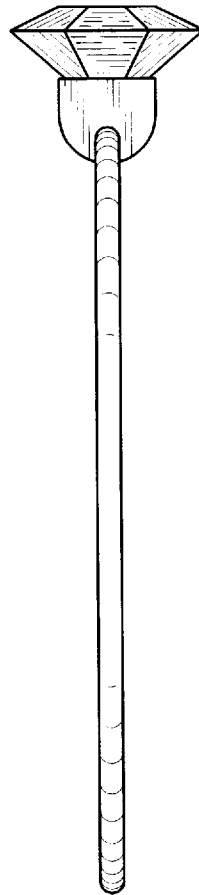


FIG. 5

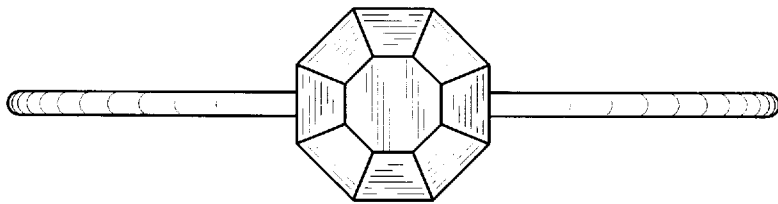


FIG. 6

