



US00D577145S

(12) **United States Design Patent**
Schonbek et al.

(10) **Patent No.:** **US D577,145 S**

(45) **Date of Patent:** **** Sep. 16, 2008**

(54) **LIGHT FIXTURE**

(75) Inventors: **Andrew Schonbek**, Plattsburgh, NY (US); **Tho Ly**, Plattsburgh, NY (US); **Chad Recore**, Peru, NY (US)

(73) Assignee: **Schonbek Worldwide Lighting Inc.**, Plattsburgh, NY (US)

(**) Term: **14 Years**

(21) Appl. No.: **29/302,524**

(22) Filed: **Jan. 18, 2008**

(51) **LOC (8) Cl.** **26-03**

(52) **U.S. Cl.** **D26/81; D26/144**

(58) **Field of Classification Search** **D26/81-86, D26/142-144; 362/147, 404-408**

See application file for complete search history.

(56) **References Cited**

U.S. PATENT DOCUMENTS

D66,759	S *	3/1925	Sutherland	D26/81
D75,404	S *	6/1928	Bach	D26/143
D83,940	S *	4/1931	Aglow	D26/81
3,300,635	A *	1/1967	Ramsey, Jr.	362/405
5,241,460	A *	8/1993	Schonbek	362/405
D340,781	S *	10/1993	Porter	D26/81
D368,546	S *	4/1996	Hsu	D26/81
D382,664	S *	8/1997	Benghozi	D26/81
D397,494	S *	8/1998	Bayer et al.	D26/154
D400,283	S *	10/1998	Lawrence	D26/86
6,712,490	B2 *	3/2004	Bayer	362/405

OTHER PUBLICATIONS

Schonbeck's "Geometrix" collection shown in photograph retrieved from <http://www.trendir.com/archives/000028.html> on May 9, 2007.*

All crystal light fixtures shown on p. 45 of the Faustig Catalog 492; dated 1992.*

"James R. Moder Strass Crystal Mini Pendant Chandelier #55672" from Lamps Plus. Retrieved from lampsplus.com on Aug. 11, 2005.*

* cited by examiner

Primary Examiner—Clare E Heflin

(74) *Attorney, Agent, or Firm*—Heslin Rothenberg Farley & Mesiti P.C.

(57) **CLAIM**

The ornamental design for a light fixture, as shown and described.

DESCRIPTION

FIG. 1 is an isometric view of the light fixture of the present design;

FIG. 2 is a front elevation view thereof;

FIG. 3 is a top plan view thereof;

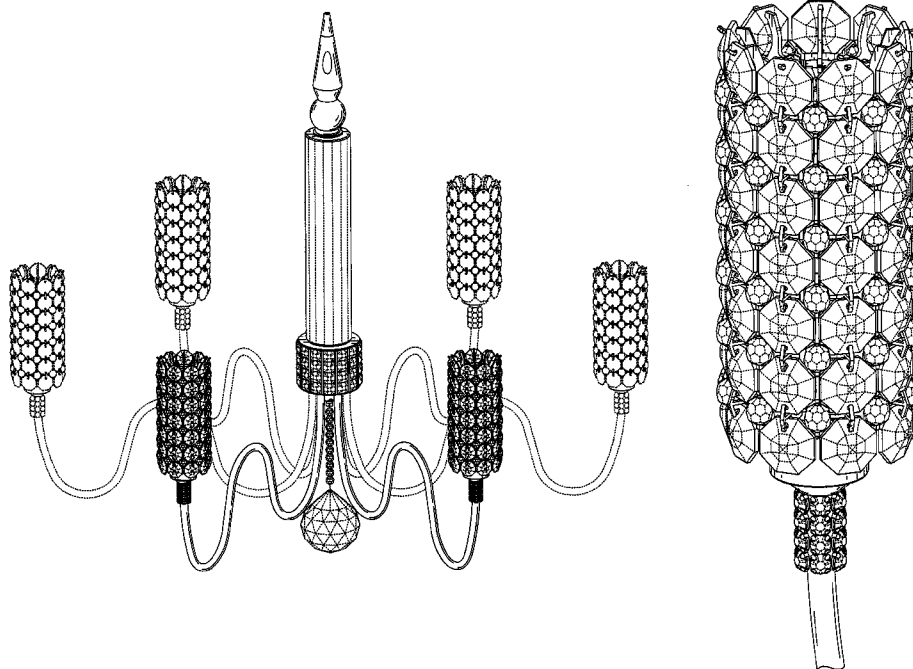
FIG. 4 is a bottom plan view thereof;

FIG. 5 is a right side elevation view thereof, the left side elevation view being a mirror image thereof; and,

FIG. 6 is an enlarged fragmentary view of the light modifier portion thereof.

The broken line shown is for illustrative purposes only and forms no part of the claimed invention.

1 Claim, 6 Drawing Sheets



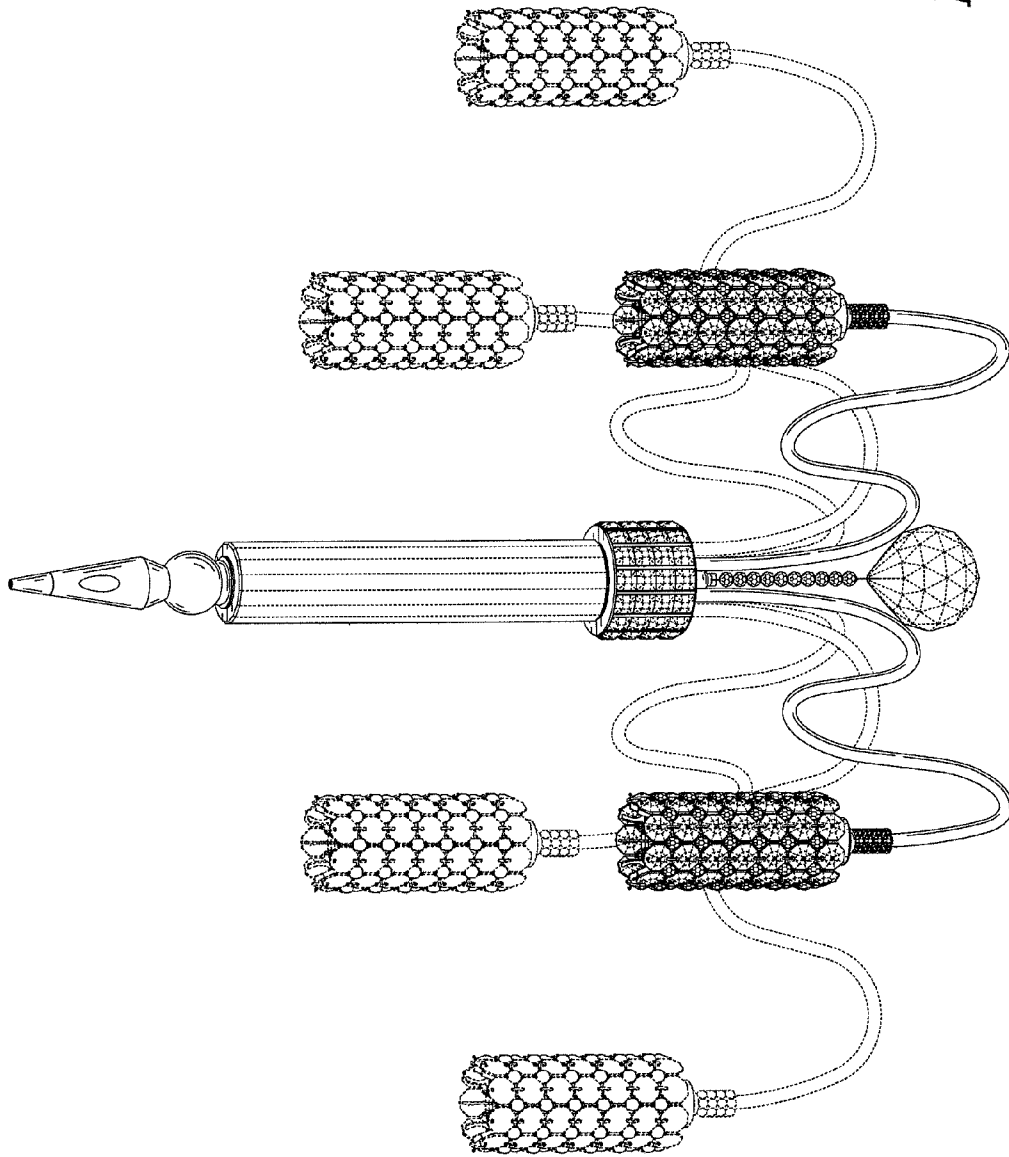


FIG. 1


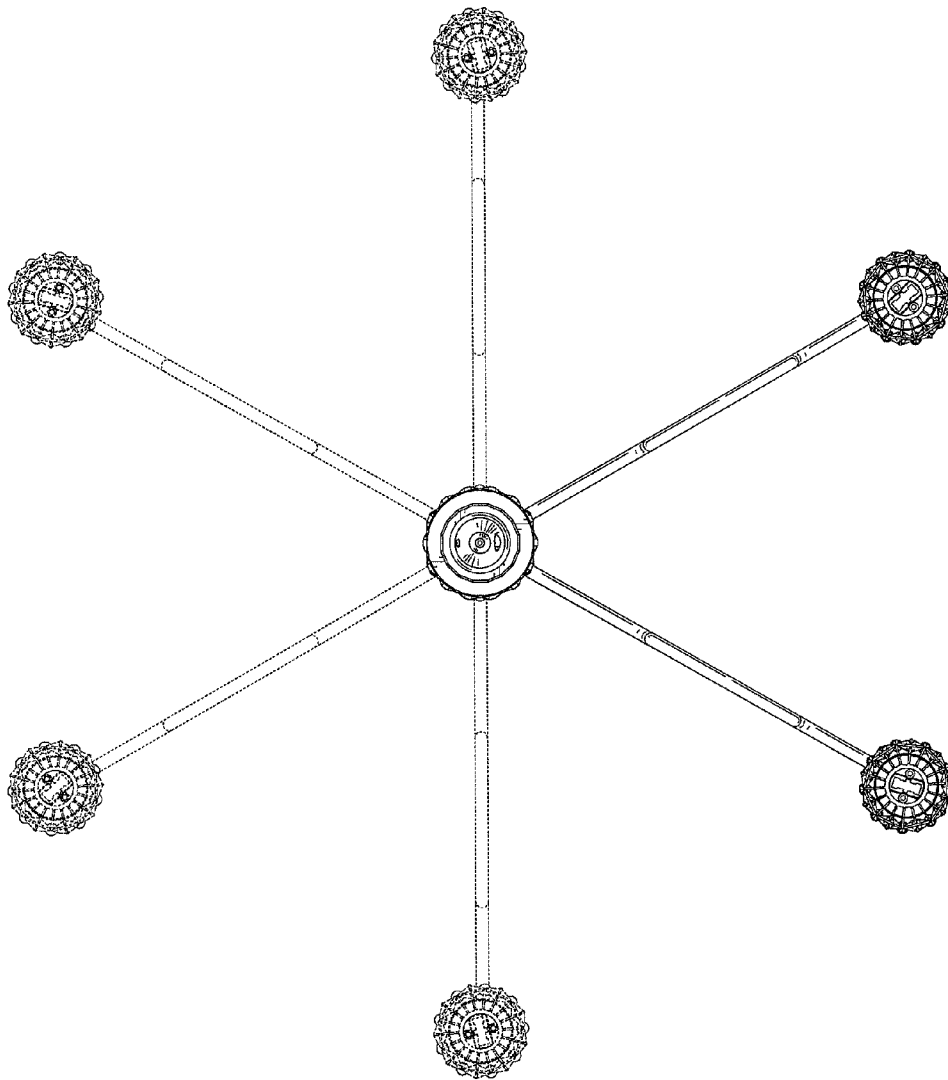


FIG. 2

FIG. 3



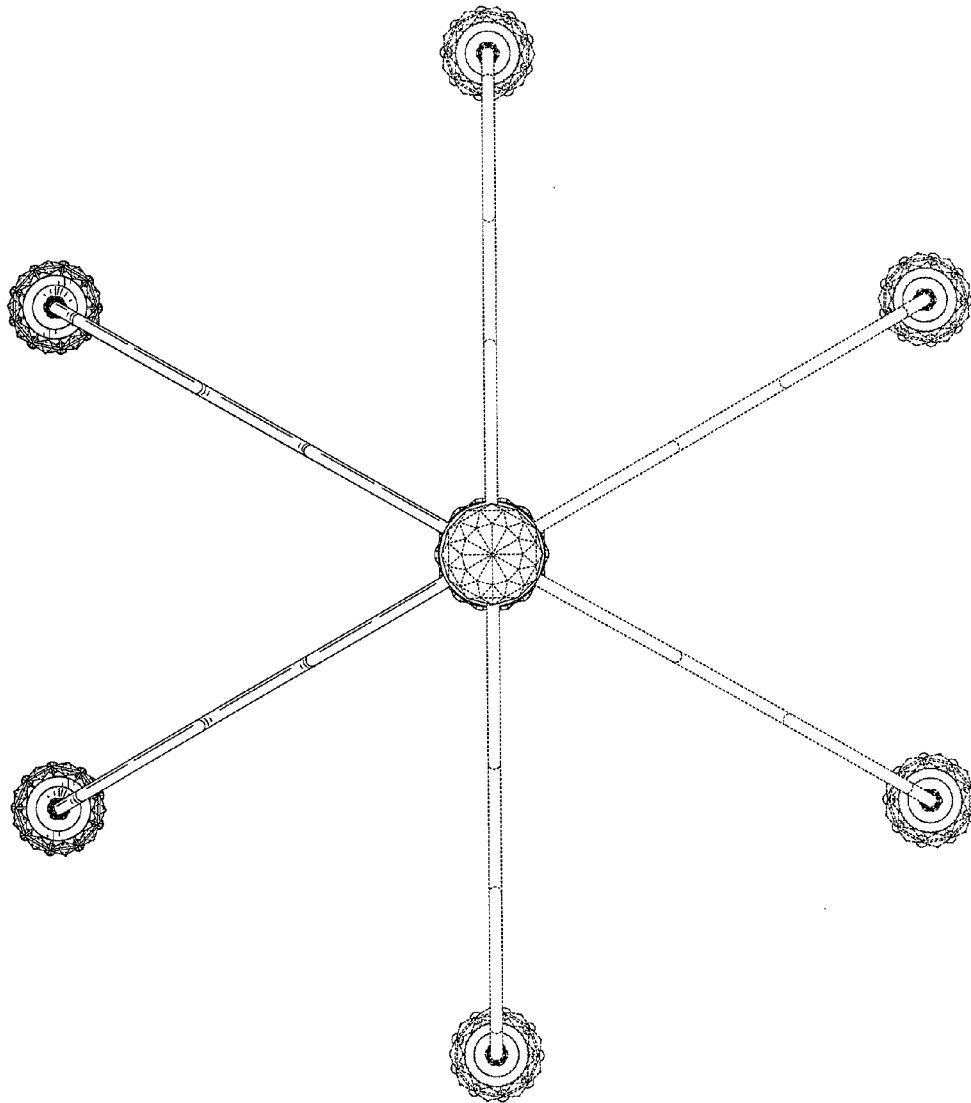


FIG. 4




FIG. 5




FIG. 6