

J. B. HATTING

Apparatus for Treating Diseases by Galvanism.

PATENTED JUN 21 1870

104587

FIG. 1.

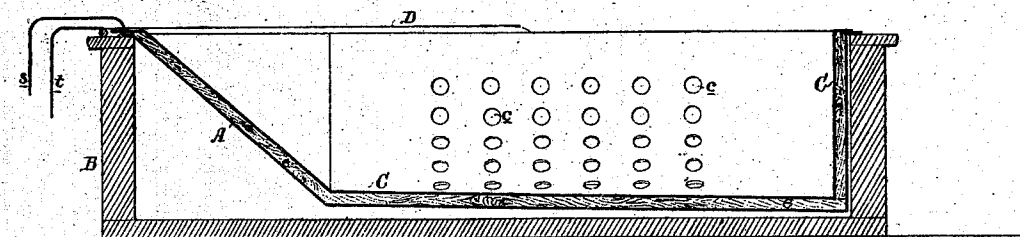


FIG. 2.

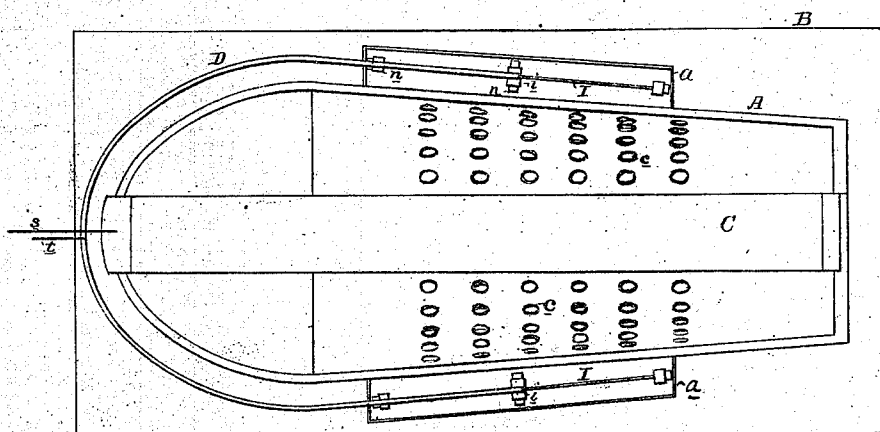
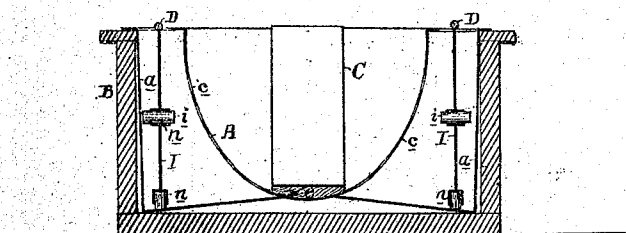


FIG. 3.



S. Sherlock

WITNESSES. Albert H. Morris.

*J. B. Hatting
By his atty.
Horsou & Son*

United States Patent Office.

JOHN B. HATTING, OF NEW YORK, N. Y., ASSIGNOR TO HIMSELF AND
STEPHEN SHERLOCK, OF SAME PLACE.

Letters Patent No. 104,587, dated June 21, 1870.

IMPROVEMENT IN APPARATUS FOR TREATING DISEASES BY MEANS OF GALVANISM.

The Schedule referred to in these Letters Patent and making part of the same.

I, JOHN BAPTIST HATTING, of New York, county of New York, State of New York, have invented an Improved Apparatus for Treating Diseases by Galvanism, of which the following is a specification.

Nature and Object of Invention.

My invention relates to apparatus for treating diseases, or disorders, by galvanism, and

My invention consists of a plate or platform, for the reception of the patient, connected to one pole of a battery, a body of mineral water, or other solution, in which the patient is immersed, and certain immersed plates connected to the other pole of the battery, all as fully described hereafter, so that the patient can be readily and conveniently operated upon without the current being interrupted by the contact of the patient with the said plates.

Description of the Accompanying Drawing.

Figure 1 is a longitudinal sectional elevation of one form of apparatus for carrying out my improvement.

Figure 2, a plan view; and

Figure 3, a transverse section.

General Description.

A is a tub, of sheet metal, curved transversely, inclined at one end and otherwise similar in form to ordinary metal bathing tub, and at each side of the tub are two metal casings, *a a*, each of which communicates with the interior of the tub through perforations or openings, *c c*. The tub and its casing are enclosed in a suitable wooden box, B, and along the bottom and the inclined and vertical ends of the tub extends a narrow plate, C, of copper, or other suitable metal, which rests upon and is insulated from the tub by an intervening strip of wood, *e*.

Within the casing *a a* are suspended two metal plates, I, which are connected to a wire, D, and to sockets, *i*, in the said plates are fitted wooden plugs, *n*, which prevent the plates from coming in contact at any point with the metal of the casings.

One pole of a battery is connected by a wire, *s*, to the plate C, and the opposite pole by a wire, *t*, to the yoke D, and the tub is filled with water, or other fluid, holding mineral, or other matters, in solution. The apparatus is then ready for use.

The patient, immersed, or partly immersed, in the fluid, rests on the plate or rest C, and is thus brought into connection with one pole of the battery, to or from which a constant current passes in the direction of the plates I.

It will be apparent that the character of the solution, the relative positions of the poles, the strength of the current, and the metal of which the plates C I are composed, will depend upon the effect which it is desired to produce, and the nature of the disease, or disorder, to be treated.

It will be seen that by placing the plates I in chambers outside of but communicating with the tub, the unpleasant and injurious effects resulting from contact of the body of the patient with such plates are avoided.

I do not limit myself to the precise construction and arrangement of parts shown, as they may be varied. The plate C, for instance, may be curved so as to fit closely to the back and spine of the patient.

Claims.

1. An insulated plate or rest, C, constructed and arranged for the reception of the patient, connected to one pole of a battery, and surrounded by a fluid containing mineral, or other matter, in solution, in combination with plates I I, connected to the other pole of the battery, the whole being arranged within a tub, A, as set forth.
2. The exterior casings for the reception of the plates I I, arranged in respect to and communicating with the tub A, as specified.
3. The combination and arrangement of the perforated tub A, casings *a a*, plates C and I, insulated material *e*, and connecting-wires *s t*, as set forth.
4. The plates I I, provided with sockets *i*, for the reception of insulating plugs *n n*, as described.

In testimony whereof I have signed my name to this specification in the presence of two subscribing witnesses.

JOHN B. HATTING.

Witnesses:

CHARLES E. FOSTER,
EDM. F. BROWN.