US00D339019S

United States Patent [19]

Main

[11] **Patent Number: Des. 339,019**

[45] **Date of Patent: ** Sep. 7, 1993**

[54] **MATTRESS PAD**

[75] Inventor: **Ewan J. Main**, Guelph, Canada

[73] Assignee: **Woodbridge Foam Corporation**, Mississauga, Canada

[**] Term: **14 Years**

[21] Appl. No.: **922,156**

[22] Filed: **Jul. 30, 1992**

[52] **U.S. Cl.** **D6/596**; D6/595

[58] **Field of Search** D6/595, 596, 601; 5/901, 481, 900.5

[56] **References Cited**

U.S. PATENT DOCUMENTS

D. 32,525	4/1900	Underwood	D99/34
D. 307,690	5/1990	Raburn	D6/606
D. 308,453	6/1990	Elrod	D6/596
D. 311,108	10/1990	Farley	D6/596
D. 326,204	5/1992	Main	D6/596
3,016,317	1/1962	Brunner	154/19
4,603,445	8/1986	Spann	5/481
4,605,582	8/1986	Sias et al.	428/120
4,620,337	11/1986	Williams et al.	5/464
4,673,452	6/1987	Awdhan	156/254
4,686,724	8/1987	Bedford	5/468
4,768,251	9/1988	Baskent	5/464
4,879,776	11/1989	Farley	5/436
4,955,096	9/1990	Gilroy et al.	5/464

OTHER PUBLICATIONS

Spring Air Conforma Mattress (advertisement).

Comfort Sleeper, Inc., Comfort Sleeper Supreme; 3--Zone Mattress Pad (advertisement).

Primary Examiner—Wallace R. Burke

Assistant Examiner—Lisa Lichtenstein

Attorney, Agent, or Firm—James A. Drobile; Robert E. Rosenthal

[57] **CLAIM**

The ornamental design for a mattress pad, as shown and described.

DESCRIPTION

FIG. **1** is a top plan view of a mattress pad showing my new design, shown broken away for convenience of illustration;

FIG. **2** is a fragmentary top, front and left side perspective view thereof, the rear portion being omitted for convenience of illustration;

FIG. **3** is a front elevational view thereof, the rear being a mirror image of that shown;

FIG. **4** is a right side elevational view thereof, the left side being a mirror image of that shown; and,

FIG. **5** is a bottom plan view thereof.

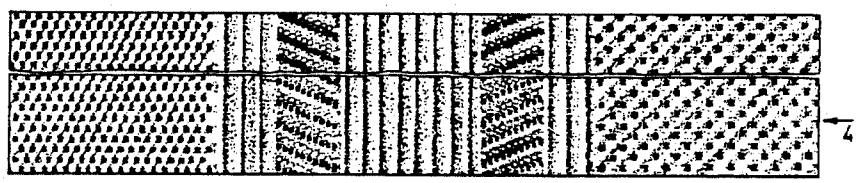

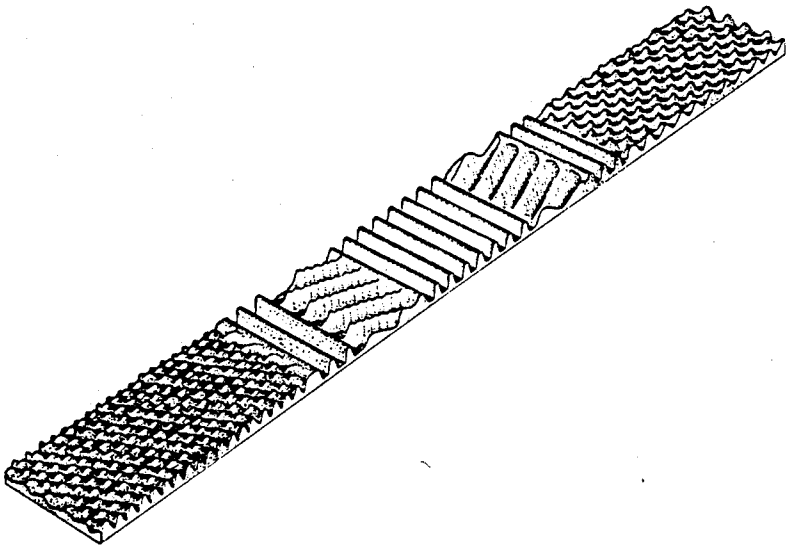

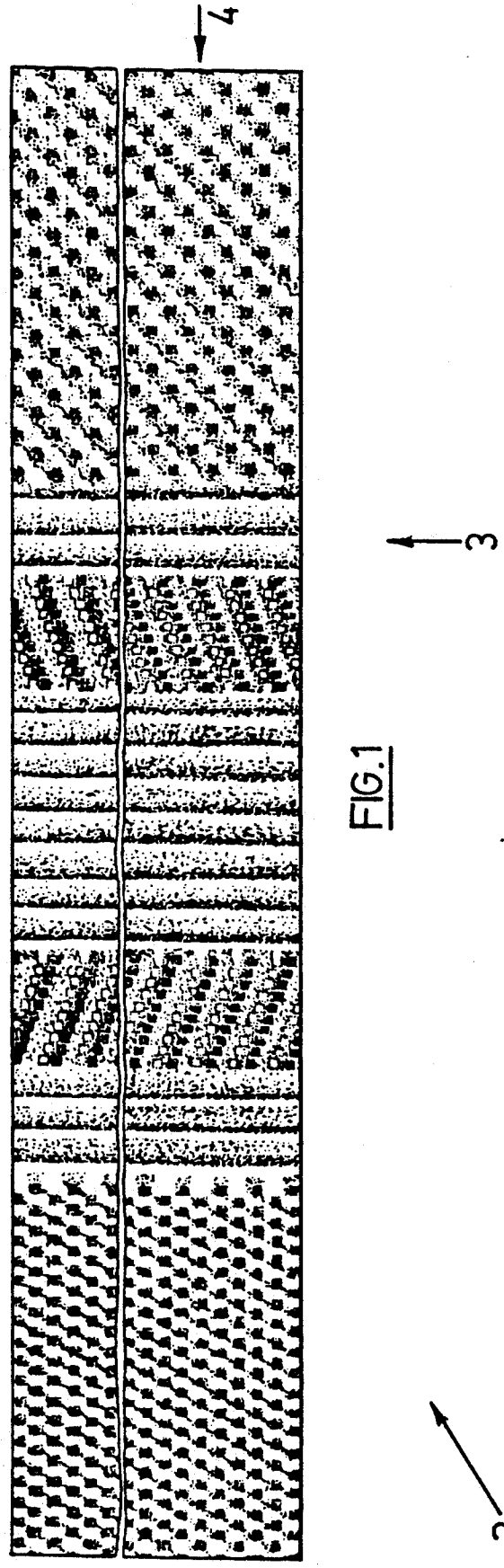

FIG. 1

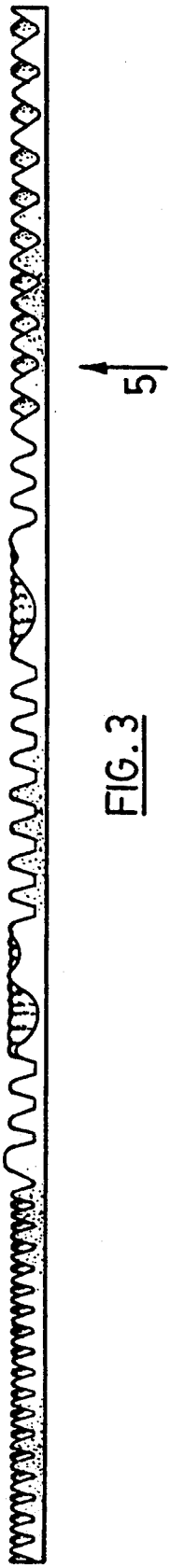

FIG. 3

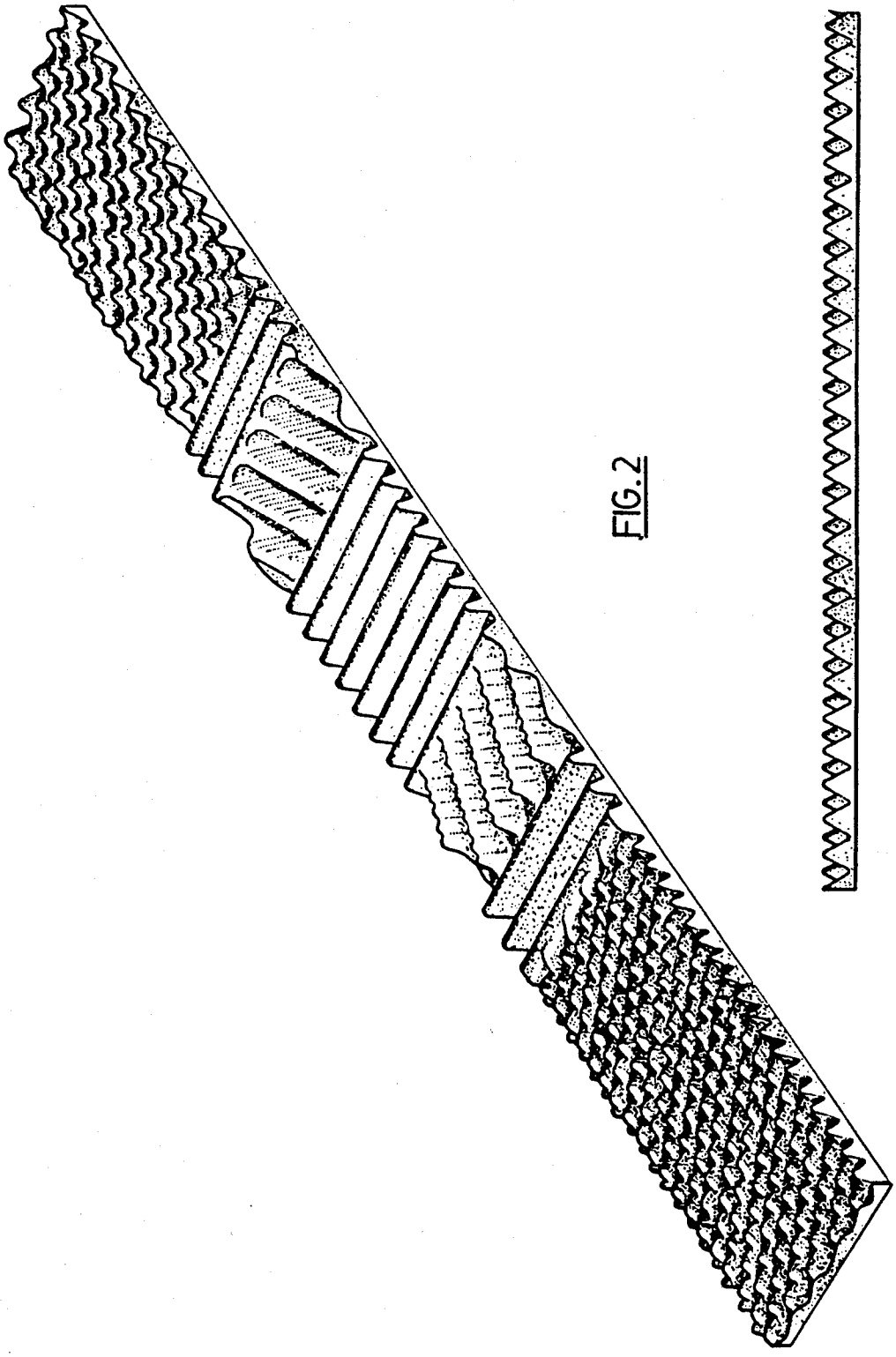

FIG. 2

FIG. 4



FIG. 5