



US00D402490S

**United States Patent** [19]  
**Parham**

[11] **Patent Number: Des. 402,490**  
[45] **Date of Patent: \*\*Dec. 15, 1998**

[54] **MERCHANDISING DISPLAY CHANNEL FRONT**

5,351,838 10/1994 Flum ..... 211/59.2  
5,366,099 11/1994 Schmid ..... 211/59.3  
5,531,336 7/1996 Parham et al. .... 211/59.2 X  
5,645,176 7/1997 Jay ..... 211/59.2

[75] Inventor: **Dennis E. Parham**, Kennesaw, Ga.

[73] Assignee: **The Mead Corporation**, Dayton, Ohio

[\*\*] Term: **14 Years**

[21] Appl. No.: **79,090**

[22] Filed: **Nov. 7, 1997**

[51] **LOC (6) Cl.** ..... **06-04**

[52] **U.S. Cl.** ..... **D6/509; D6/408**

[58] **Field of Search** ..... **D6/408, 509, 510, D6/511, 466-468, 515, 475-477, 479; 312/36, 45, 128, 42; 211/184, 49.1, 59.2, 59.3, 59.4, 74, 189, 194; 221/123, 282, 286**

[56] **References Cited**

**U.S. PATENT DOCUMENTS**

D. 290,790	7/1987	Nathan et al. ....	D6/408
D. 295,813	5/1988	Rowse et al. ....	D6/408
2,218,444	10/1940	Vineyard .....	211/49
3,104,137	9/1963	Cohen .....	312/71
4,106,668	8/1978	Gebhardt et al. ....	221/131
4,395,955	8/1983	Pfeifer .....	108/61
4,598,828	7/1986	Young et al. ....	211/59.2
4,785,943	11/1988	Deffner et al. ....	211/59.2
4,801,025	1/1989	Flum et al. ....	211/59.2 X

**OTHER PUBLICATIONS**

Advertisement brochure for the Mead product designated as "Ultra-Tracker tray", Aug. 1997.

*Primary Examiner*—James Gandy  
*Assistant Examiner*—Linda Brooks  
*Attorney, Agent, or Firm*—Tsugihiko Suzuki

[57] **CLAIM**

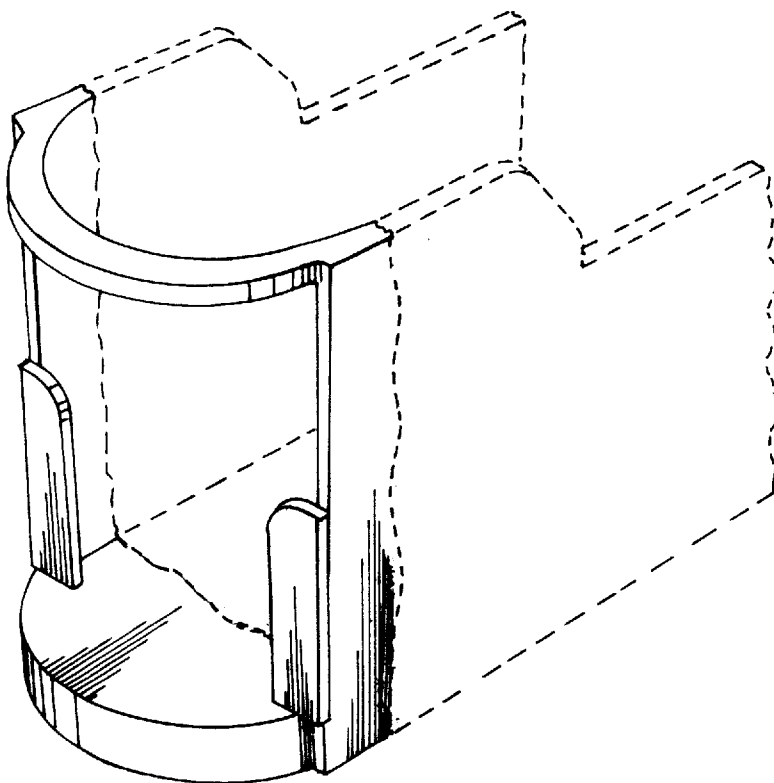
The ornamental design for a merchandising display channel front, as shown and described.

**DESCRIPTION**

FIG. 1 is a perspective view of a merchandising display channel front showing our new design; FIG. 2 is a front elevation thereof; FIG. 3 is a right side elevation thereof; the left side elevation being a mirror image thereof; FIG. 4 is a top plan view thereof; and, FIG. 5 is a bottom plan view thereof.

The broken lines showing the channel body are for illustrative purposes only and form no part of the claimed design. The broken lines which define the boundaries of the merchandising display channel front form no part thereof.

**1 Claim, 2 Drawing Sheets**



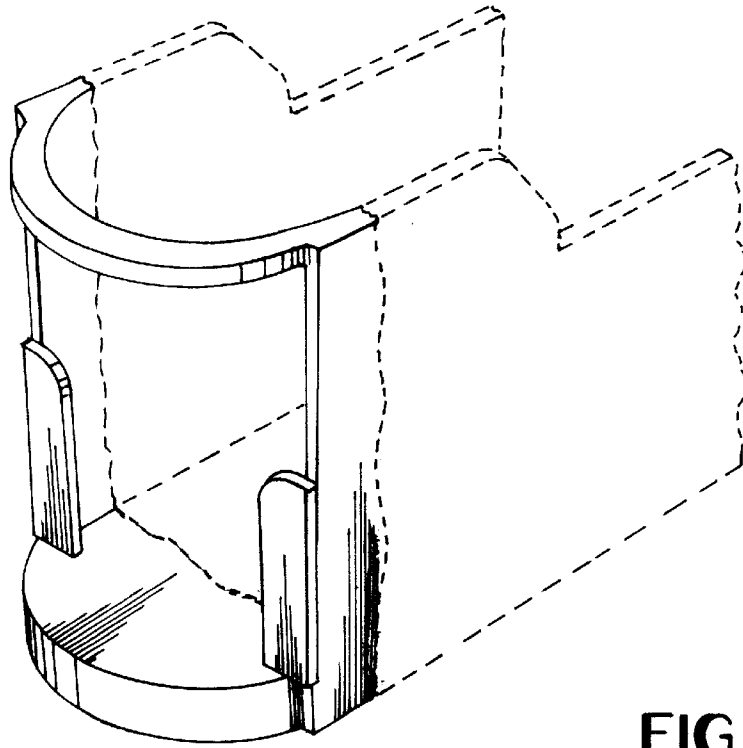


FIG. 1

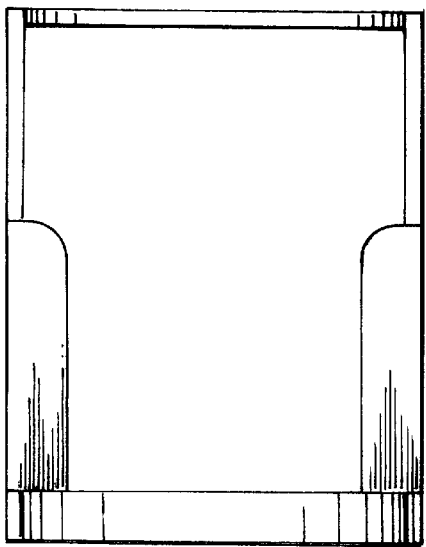


FIG. 2

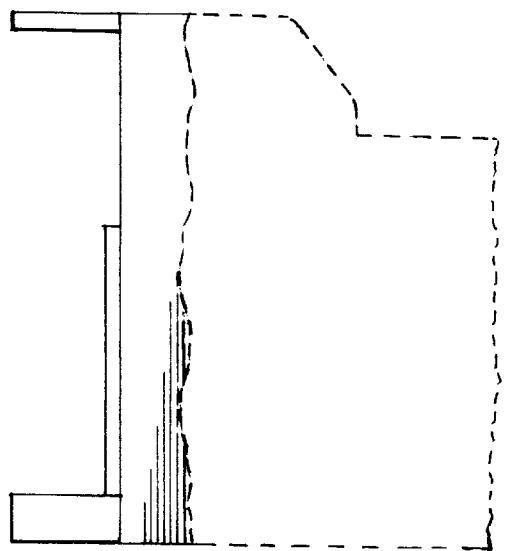


FIG. 3

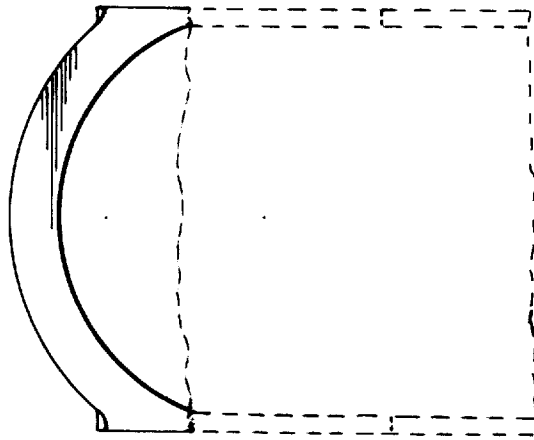


FIG. 4

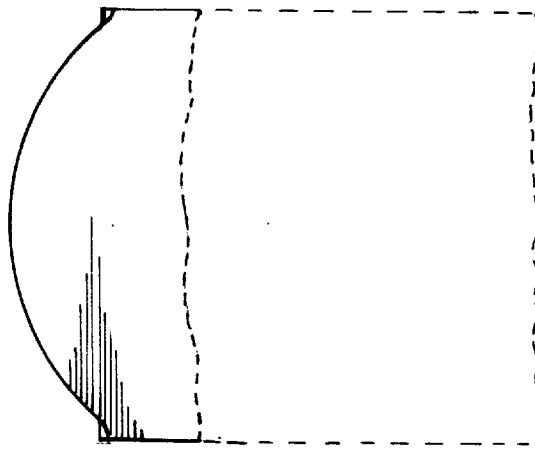


FIG. 5