



US0D1037136S

(12) **United States Design Patent**
Nguyen et al.

(10) **Patent No.:** **US D1,037,136 S**

(45) **Date of Patent:** **** Jul. 30, 2024**

(54) **TIRE**

(71) Applicant: **The Goodyear Tire & Rubber Company, Akron, OH (US)**

(72) Inventors: **Lac An Nguyen, Wadsworth, OH (US); Nicholas Thomas Schoeppner, Canton, OH (US)**

(73) Assignee: **The Goodyear Tire & Rubber Company, Akron, OH (US)**

(**) Term: **15 Years**

(21) Appl. No.: **29/867,122**

(22) Filed: **Oct. 11, 2022**

(51) **LOC (14) Cl.** **12-15**

(52) **U.S. Cl.**

USPC **D12/563**

(58) **Field of Classification Search**

USPC D12/533-567, 604, 900, 901

CPC Y10T 152/10027; B60C 1/0016; B60C

11/0306; B60C 11/0302; B60C 3/06

See application file for complete search history.

(56) **References Cited**

U.S. PATENT DOCUMENTS

D756,292 S *	5/2016	Yoon	D12/545
D806,000 S *	12/2017	Diensthuber	D12/564
D810,668 S *	2/2018	Cavro	D12/563
D832,194 S *	10/2018	De Briey-Terlinden	D12/564
D845,881 S *	4/2019	Kossi	D12/563
D853,941 S *	7/2019	de Briey-Terlinden	D12/565
D860,127 S *	9/2019	Tae	D12/545
D868,677 S *	12/2019	Kossi	D12/563
D894,102 S *	8/2020	Pribula	D12/564
D895,534 S *	9/2020	Sparacino	D12/564
D900,712 S *	11/2020	Santangeli	D12/564
D956,668 S *	7/2022	Ishizu	D12/545

D960,080 S *	8/2022	Zuilekom	D12/563
D984,363 S *	4/2023	Pang	D12/563
D998,546 S *	9/2023	Qin	D12/564
D1,005,221 S *	11/2023	Herbeuval	D12/545

* cited by examiner

Primary Examiner — John A Voytek

(74) *Attorney, Agent, or Firm* — June E. Rickey

(57) **CLAIM**

The ornamental design for a tire, as shown and described.

DESCRIPTION

FIG. 1 is a perspective view of a tire showing our new design, it being understood that the pattern repeats uniformly throughout the circumference of the tread;

FIG. 2 is a front elevational view thereof;

FIG. 3 is a right side elevational view thereof; the left side elevational view being a mirror image thereof;

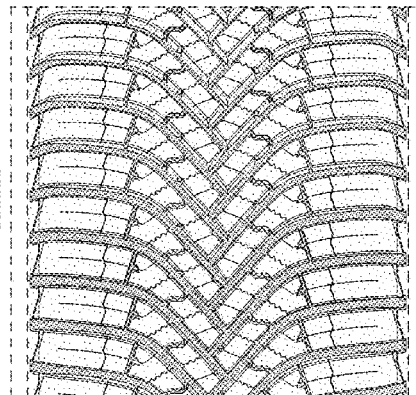
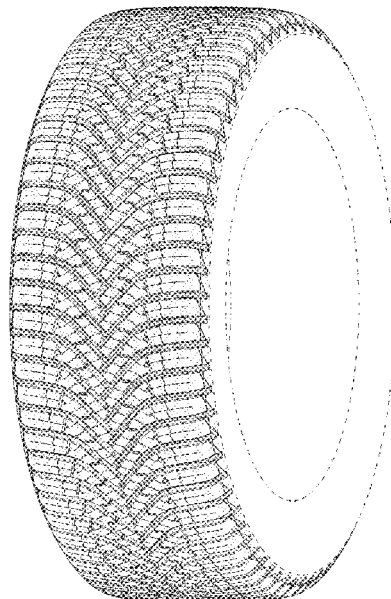
FIG. 4 is an enlarged fragmentary front elevational view thereof taken along Line 4-4 of FIG. 2;

FIG. 5 is a perspective view of a second embodiment of a tire showing our new design, it being understood that the interior of the tire forms no part of the claim, that the pattern repeats uniformly throughout the circumference of the tread and that the opposite side view is a mirror image thereof; and,

FIG. 6 is a front elevational view of a second embodiment, it being understood that an enlarged fragmentary view thereof would be substantially identical to that shown in FIG. 4, with the exception of the inclusion of the sidewall in the claim.

In the drawings, the broken lines immediately adjacent to the outer edges of the tire shoulder represent boundaries of the claim, and the broken lines depict environmental subject matter only and form no part of the claimed design. The dashed broken lines indicating an enlargement portion of the design form no part of the claimed design.

1 Claim, 6 Drawing Sheets



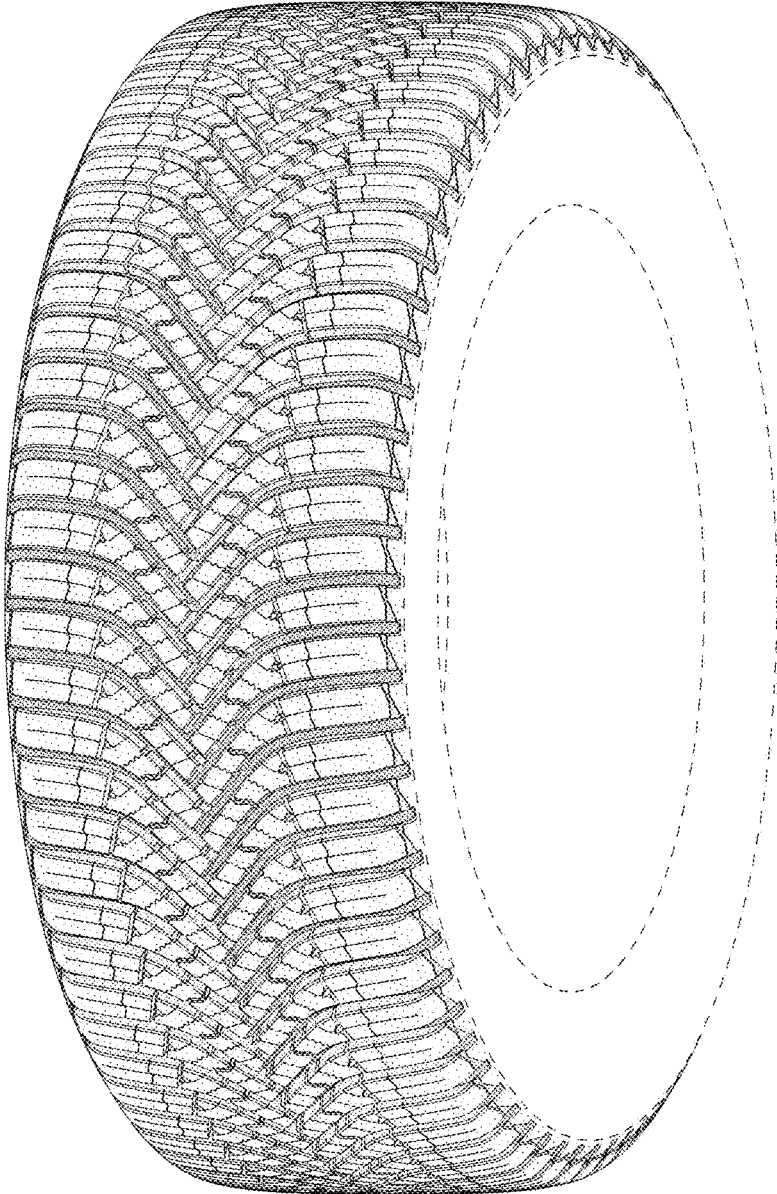


FIG - 1

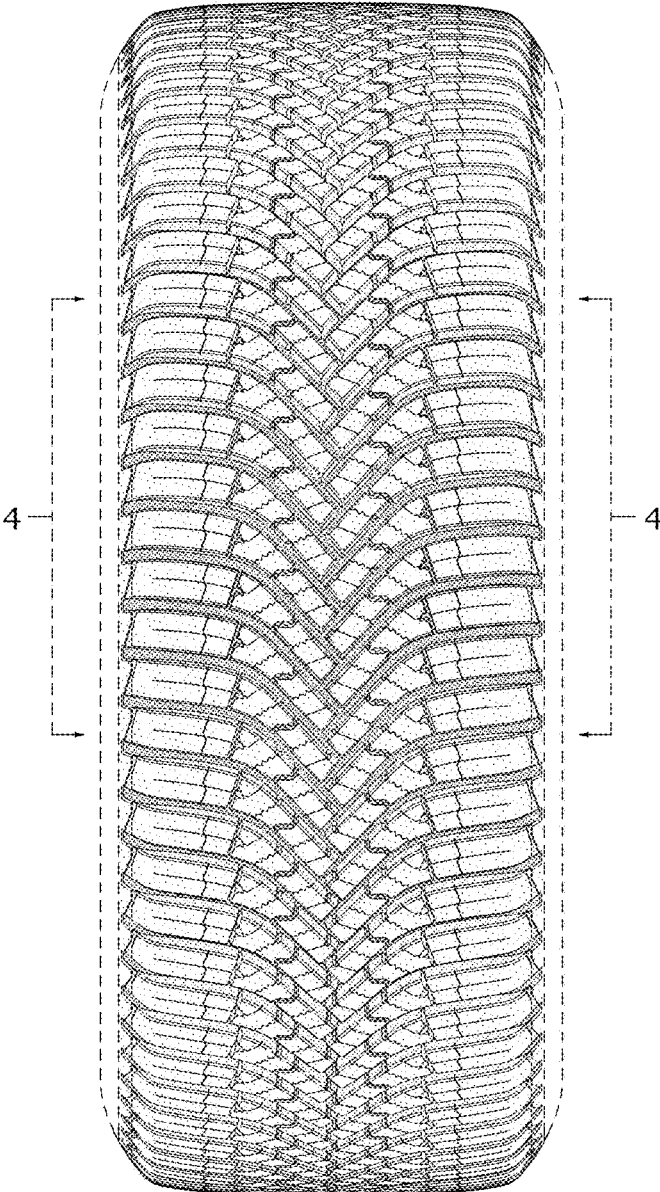


FIG - 2

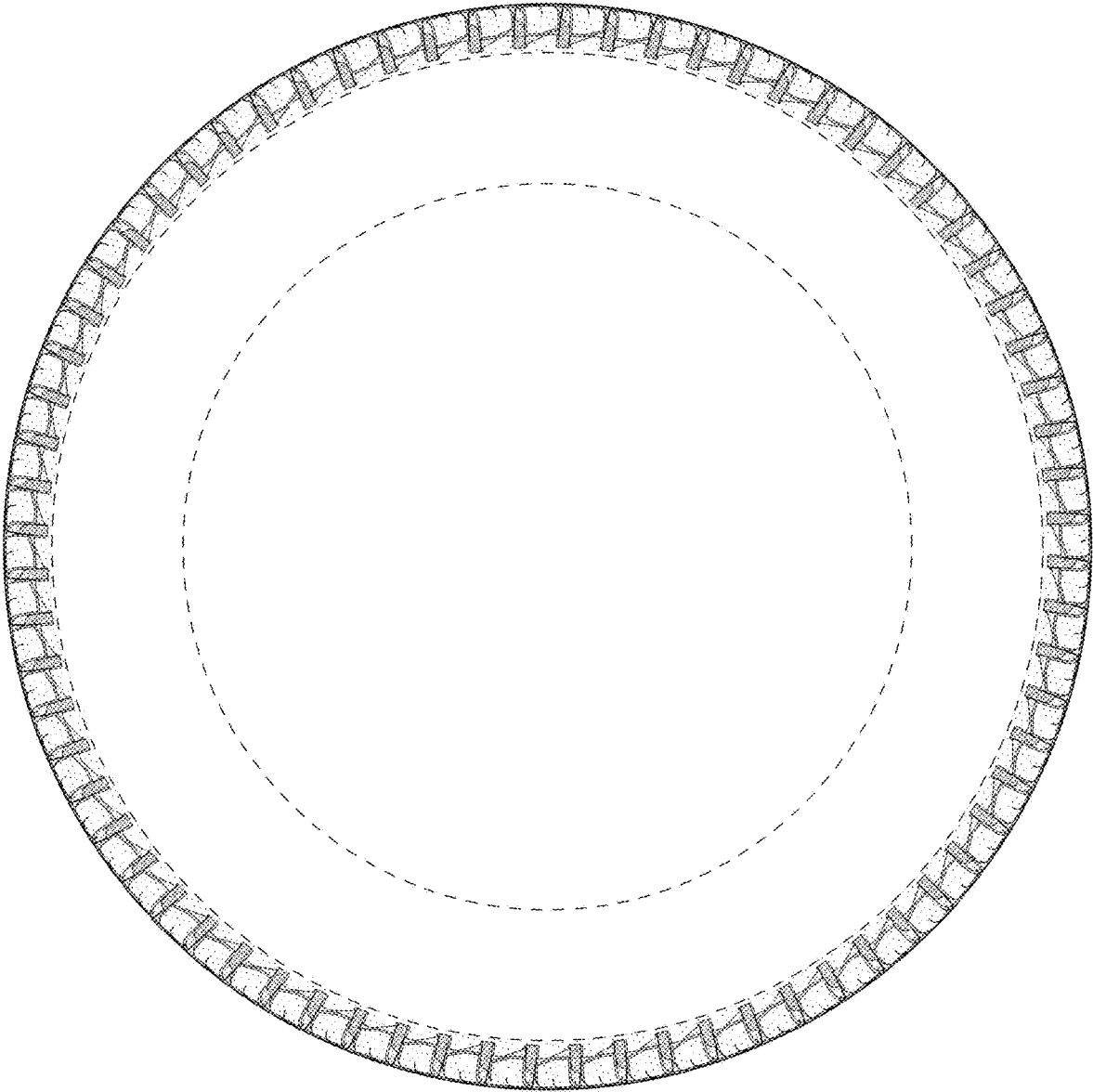


FIG - 3

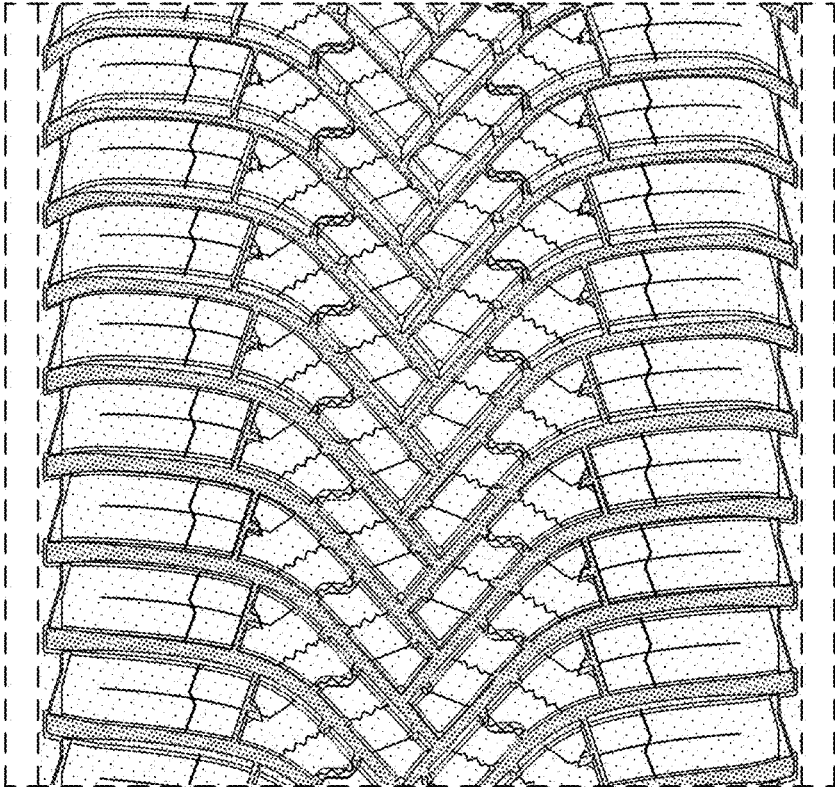


FIG - 4

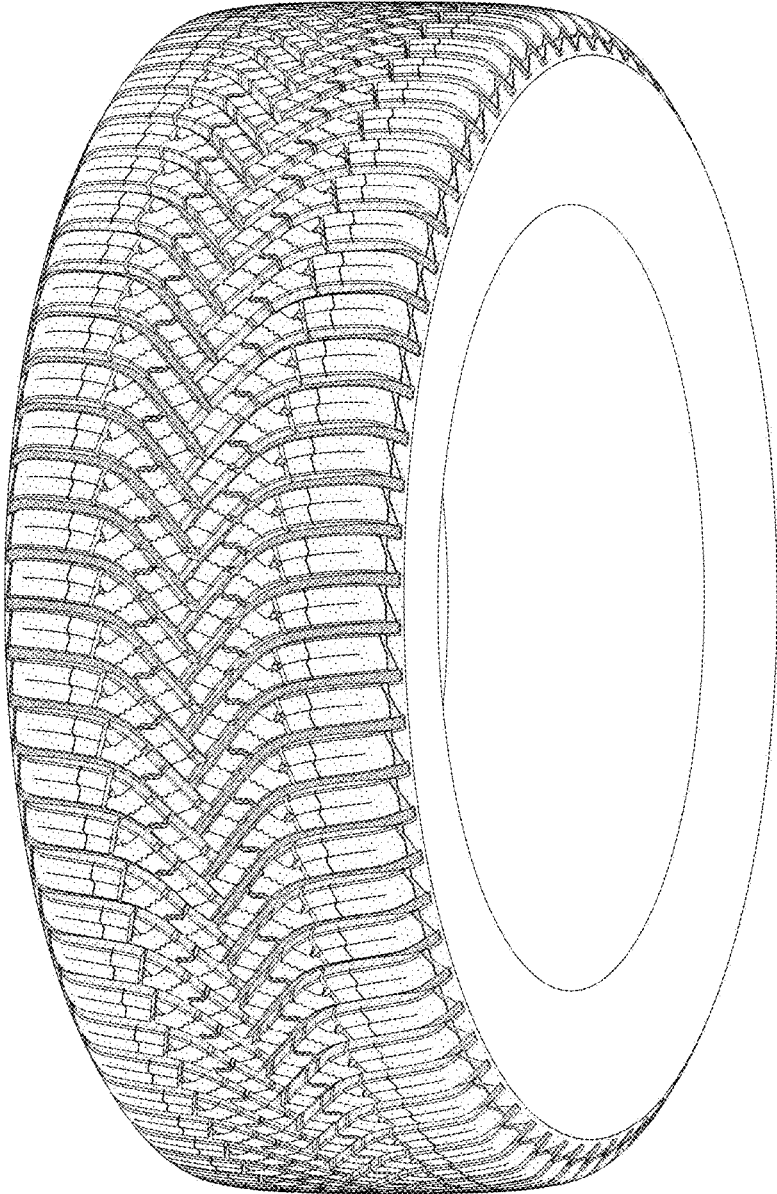


FIG - 5

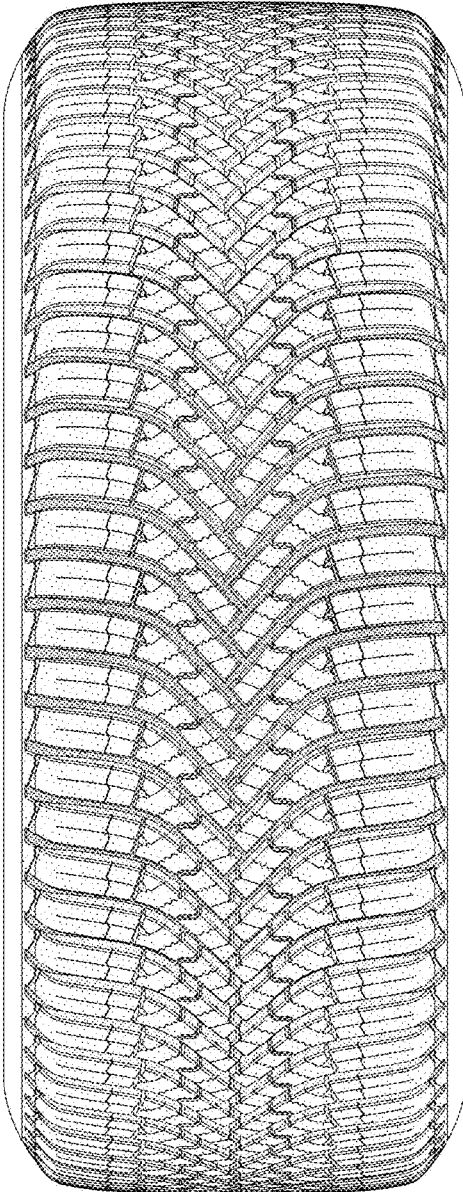


FIG - 6