



HU000029842T2

(19) **HU**(11) Lajstromszám: **E 029 842**(13) **T2****MAGYARORSZÁG****Szellemi Tulajdon Nemzeti Hivatala**

EURÓPAI SZABADALOM SZÖVEGÉNEK FORDÍTÁSA

(21) Magyar ügyszám: **E 12 167590**(22) A bejelentés napja: **2008. 02. 22.**(51) Int. Cl.: **C07D 277/28** (2006.01)**A61K 314/27** (2006.01)**C07D 417/14** (2006.01)**A61P 31/12** (2006.01)

(96) Az európai bejelentés bejelentési száma:

EP 20080167590

(97) Az európai bejelentés közzétételi adatai:

EP 2487162 A1 **2012. 08. 15.**

(97) Az európai szabadalom megadásának meghirdetési adatai:

EP 2487162 B1 **2016. 08. 17.**

(30) Elsőbbségi adatok:

903228 P **2007. 02. 23.** **US****958716 P** **2007. 07. 06.** **US**

(73) Jogosult(ak):

**GILEAD SCIENCES, INC., Foster
City, California 94404 (US)**

(72) Feltaláló(k):

Desai, Manoj, C., Pleasant Hill, CA California 94523 (US)**Hong, Allen, Y., Pasadena, CA California 91106 (US)****Hui, Hon, C., San Mateo, CA California 94401 (US)****Liu, Hongtao, Cupertino, CA California 95014 (US)****Vivian, Radall, W., San Mateo, CA California 94404 (US)****Xu, Lianhong, Palo Alto, CA California 94303 (US)**

(74) Képviselő:

**Danubia Szabadalmi és Jogi Iroda Kft.,
Budapest**

(54)

Terápiás szerek farmakokinetikai paramétereinek modulálása

Az európai szabadalom ellen, megadásának az Európai Szabadalmi Közlönyben való meghirdetésétől számított kilenc hónapon belül, felszólalást lehet benyújtani az Európai Szabadalmi Hivatalnál. (Európai Szabadalmi Egyezmény 99. cikk(1))

A fordítást a szabadalmas az 1995. évi XXXIII. törvény 84/H. §-a szerint nyújtotta be. A fordítás tartalmi helyességét a Szellemi Tulajdon Nemzeti Hivatala nem vizsgálta.

(19)



(11)

EP 2 487 162 B1

(12)

EUROPEAN PATENT SPECIFICATION

(45) Date of publication and mention
of the grant of the patent:
17.08.2016 Bulletin 2016/33

(51) Int Cl.:
C07D 277/28 ^(2006.01) **C07D 417/14** ^(2006.01)
A61K 31/427 ^(2006.01) **A61P 31/12** ^(2006.01)

(21) Application number: **12167590.4**

(22) Date of filing: **22.02.2008**

(54) **Modulators of pharmacokinetic properties of therapeutics**

Modulatoren der pharmakokinetischen Eigenschaften von Therapeutika

Modulateurs de propriétés pharmacocinétiques d'agents thérapeutiques

(84) Designated Contracting States:
**AT BE BG CH CY CZ DE DK EE ES FI FR GB GR
HR HU IE IS IT LI LT LU LV MC MT NL NO PL PT
RO SE SI SK TR**
Designated Extension States:
AL BA MK RS

(30) Priority: **23.02.2007 US 903228 P**
06.07.2007 US 958716 P

(43) Date of publication of application:
15.08.2012 Bulletin 2012/33

(62) Document number(s) of the earlier application(s) in
accordance with Art. 76 EPC:
08743531.9 / 2 118 082

(73) Proprietor: **GILEAD SCIENCES, INC.**
Foster City,
California 94404 (US)

(72) Inventors:
• **Desai, Manoj, C.**
Pleasant Hill, CA California 94523 (US)
• **Hong, Allen, Y.**
Pasadena, CA California 91106 (US)
• **Hui, Hon, C.**
San Mateo, CA California 94401 (US)
• **Liu, Hongtao**
Cupertino, CA California 95014 (US)
• **Vivian, Radall, W.**
San Mateo, CA California 94404 (US)
• **Xu, Lianhong**
Palo Alto, CA California 94303 (US)

(74) Representative: **Hallybone, Huw George et al**
Carpmaels & Ransford LLP
One Southampton Row
London WC1B 5HA (GB)

(56) References cited:
EP-B- 1 183 026 WO-A-2008/010921
WO-A1-97/01349

Note: Within nine months of the publication of the mention of the grant of the European patent in the European Patent Bulletin, any person may give notice to the European Patent Office of opposition to that patent, in accordance with the Implementing Regulations. Notice of opposition shall not be deemed to have been filed until the opposition fee has been paid. (Art. 99(1) European Patent Convention).

EP 2 487 162 B1

Description

FIELD OF THE INVENTION

[0001] This application relates generally to compounds and pharmaceutical compositions which modify, *e.g.*, improve, the pharmacokinetics of a co-administered drug, and their use in methods of modifying, *e.g.*, improving, the pharmacokinetics of a drug by co-administration of the compounds with the drug.

BACKGROUND OF THE INVENTION

[0002] Oxidative metabolism by cytochrome P450 enzymes is one of the primary mechanisms of drug metabolism. It can be difficult to maintain therapeutically effective blood plasma levels of drugs which are rapidly metabolized by cytochrome P450 enzymes. Accordingly, the blood plasma levels of drugs which are susceptible to cytochrome P450 enzyme degradation can be maintained or enhanced by co-administration of cytochrome P450 inhibitors, thereby improving the pharmacokinetics of the drug.

[0003] While certain drugs are known to inhibit cytochrome P450 enzymes, more and/or improved inhibitors for cytochrome P450 monooxygenase are desirable. Particularly, it would be desirable to have cytochrome P450 monooxygenase inhibitors which do not have appreciable biological activity other than cytochrome P450 inhibition. Such inhibitors can be useful for minimizing undesirable biological activity, *e.g.*, side effects. In addition, it would be desirable to have P450 monooxygenase inhibitors that lack significant or have a reduced level of protease inhibitor activity. Such inhibitors could be useful for enhancing the effectiveness of antiretroviral drugs, while minimizing the possibility of eliciting viral resistance, especially against protease inhibitors.

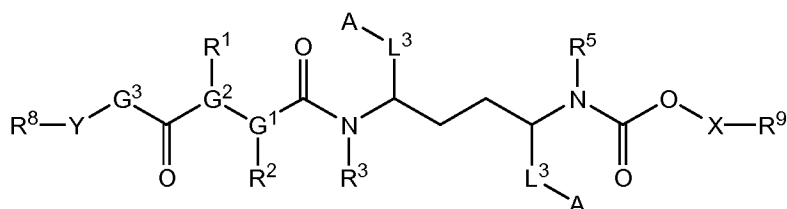
SUMMARY OF THE INVENTION

[0004] One aspect of the present application is directed to compounds and pharmaceutical compositions which modify, *e.g.*, improve, the pharmacokinetics of a co-administered drug, *e.g.*, by inhibiting cytochrome P450 monooxygenase.

[0005] In particular, the invention relates to a pharmaceutical composition comprising a compound of formula IIB as defined in claim 1, or a pharmaceutically acceptable salt, solvate, stereoisomer and/or ester thereof, a pharmaceutically acceptable carrier or excipient and darunavir or a pharmaceutically acceptable salt, solvate, and/or ester thereof.

[0006] The invention is defined by the scope of the appended claims. Further embodiments disclosed below which are not within the scope of the claims are provided for reference.

[0007] The present disclosure generally provides for compounds having a structure according to Formula IV,



Formula IV

or a pharmaceutically acceptable salt, solvate, and/or ester thereof, wherein, each L³ is independently an alkylene or substituted alkylene; each A is independently an aryl or substituted aryl;

X is heterocyclalkyl;

Y is heterocyclalkyl or alkyl;

G¹ and G² are independently CH or N, with the proviso that G¹ and G² are different;

G³ is -NR⁷- or -O-;

R¹, R³, R⁵, and R⁷ are each independently selected from the group consisting of H, alkyl, substituted alkyl, arylalkyl, and substituted arylalkyl;

R² is independently selected from the group consisting of substituted alkyl, alkoxyalkyl, hydroxyalkyl, trialkylsiloxyalkyl, heterocyclalkyl, substituted heterocyclalkyl, aminoalkyl, substituted aminoalkyl, -alkylene-N(R^a)-C(O)-alkyl, -alkylene-NR^a-C(O)-N(R^a)₂, -alkylene-NR^a-C(=N-R^b)-N(R^a)₂, -alkylene-C(=N-R^b)-N(R^a)₂, -alkylene-C(O)-OH, -alkylene-C(O)-Oalkyl, and -alkylene-C(O)-N(R^c)₂;

R⁸ and R⁹ are each one or more substituents independently selected from the group consisting of H, alkyl, substituted

alkyl, halogen, and -CN;

each R^a is independently selected from the group consisting of H, alkyl, and substituted alkyl;

R^b is selected from the group consisting of H, alkyl, substituted alkyl, CN, and -S(O₂)-alkyl; and

each R^c is independently selected from the group consisting of H, alkyl, substituted alkyl, heterocyclyl, substituted heterocyclyl, -S(O₂)-alkyl, -S(O₂)-aryl, and substituted -S(O₂)-aryl.

DETAILED DESCRIPTION

Definitions

[0008] Unless stated otherwise, the following terms and phrases as used herein are intended to have the following meanings:

When trade names are used herein, applicants intend to independently include the tradename product and the active pharmaceutical ingredient(s) of the tradename product.

[0009] As used herein, "a compound of the invention" means a compound of formula (IIB) or a pharmaceutically acceptable salt, solvate, ester or stereoisomer thereof, or a physiologically functional derivative thereof. Similarly, with respect to isolatable intermediates, the phrase "a compound of formula (number)" means a compound of that formula and pharmaceutically acceptable salts, solvates and physiologically functional derivatives thereof.

[0010] "Alkyl" is hydrocarbon containing normal, secondary, tertiary or cyclic carbon atoms. For example, an alkyl group can have 1 to 20 carbon atoms (*i.e.*, C₁-C₂₀ alkyl), 1 to 10 carbon atoms (*i.e.*, C₁-C₁₀ alkyl), or 1 to 6 carbon atoms (*i.e.*, C₁-C₆ alkyl). Examples of suitable alkyl groups include, but are not limited to, methyl (Me, -CH₃), ethyl (Et, -CH₂CH₃), 1-propyl (*n*-Pr, *n*-propyl, -CH₂CH₂CH₃), 2-propyl (*i*-Pr, *i*-propyl, -CH(CH₃)₂), 1-butyl (*n*-Bu, *n*-butyl, -CH₂CH₂CH₂CH₃), 2-methyl-1-propyl (*i*-Bu, *i*-butyl, -CH₂CH(CH₃)₂), 2-butyl (*s*-Bu, *s*-butyl, -CH(CH₃)CH₂CH₃), 2-methyl-2-propyl (*t*-Bu, *t*-butyl, -C(CH₃)₃), 1-pentyl (*n*-pentyl, -CH₂CH₂CH₂CH₂CH₃), 2-pentyl (-CH(CH₃)CH₂CH₂CH₃), 3-pentyl (-CH(CH₂CH₃)₂), 2-methyl-2-butyl (-C(CH₃)₂CH₂CH₃), 3-methyl-2-butyl (-CH(CH₃)CH(CH₃)₂), 3-methyl-1-butyl (-CH₂CH₂CH(CH₃)₂), 2-methyl-1-butyl (-CH₂CH(CH₃)CH₂CH₃), 1-hexyl (-CH₂CH₂CH₂CH₂CH₂CH₃), 2-hexyl (-CH(CH₃)CH₂CH₂CH₂CH₃), 3-hexyl (-CH(CH₂CH₃)(CH₂CH₂CH₃)), 2-methyl-2-pentyl (-C(CH₃)₂CH₂CH₂CH₃), 3-methyl-2-pentyl (-CH(CH₃)CH(CH₃)CH₂CH₃), 4-methyl-2-pentyl (-CH(CH₃)CH₂CH(CH₃)₂), 3-methyl-3-pentyl (-C(CH₃)(CH₂CH₃)₂), 2-methyl-3-pentyl (-CH(CH₂CH₃)CH(CH₃)₂), 2,3-dimethyl-2-butyl (-C(CH₃)₂CH(CH₃)₂), 3,3-dimethyl-2-butyl (-CH(CH₃)C(CH₃)₃), and octyl (-CH₂)₇CH₃.

[0011] "Alkoxy" means a group having the formula -O-alkyl, in which an alkyl group, as defined above, is attached to the parent molecule via an oxygen atom. The alkyl portion of an alkoxy group can have 1 to 20 carbon atoms (*i.e.*, C₁-C₂₀ alkoxy), 1 to 12 carbon atoms (*i.e.*, C₁-C₁₂ alkoxy), or 1 to 6 carbon atoms (*i.e.*, C₁-C₆ alkoxy). Examples of suitable alkoxy groups include, but are not limited to, methoxy (-O-CH₃ or -OMe), ethoxy (-OCH₂CH₃ or -OEt), *t*-butoxy (-O-C(CH₃)₃ or -OtBu) and the like.

[0012] "Haloalkyl" is an alkyl group, as defined above, in which one or more hydrogen atoms of the alkyl group is replaced with a halogen atom. The alkyl portion of a haloalkyl group can have 1 to 20 carbon atoms (*i.e.*, C₁-C₂₀ haloalkyl), 1 to 12 carbon atoms (*i.e.*, C₁-C₁₂ haloalkyl), or 1 to 6 carbon atoms (*i.e.*, C₁-C₆ alkyl). Examples of suitable haloalkyl groups include, but are not limited to, -CF₃, -CHF₂, -CFH₂, -CH₂CF₃, and the like.

[0013] "Alkenyl" is a hydrocarbon containing normal, secondary, tertiary or cyclic carbon atoms with at least one site of unsaturation, *i.e.* a carbon-carbon, *sp*² double bond. For example, an alkenyl group can have 2 to 20 carbon atoms (*i.e.*, C₂-C₂₀ alkenyl), 2 to 12 carbon atoms (*i.e.*, C₂-C₁₂ alkenyl), or 2 to 6 carbon atoms (*i.e.*, C₂-C₆ alkenyl). Examples of suitable alkenyl groups include, but are not limited to, ethylene or vinyl (-CH=CH₂), allyl (-CH₂CH=CH₂), cyclopentenyl (-C₅H₇), and 5-hexenyl (-CH₂CH₂CH₂CH₂CH=CH₂).

[0014] "Alkynyl" is a hydrocarbon containing normal, secondary, tertiary or cyclic carbon atoms with at least one site of unsaturation, *i.e.* a carbon-carbon, *sp* triple bond. For example, an alkynyl group can have 2 to 20 carbon atoms (*i.e.*, C₂-C₂₀ alkynyl), 2 to 12 carbon atoms (*i.e.*, C₂-C₁₂ alkyne), or 2 to 6 carbon atoms (*i.e.*, C₂-C₆ alkynyl). Examples of suitable alkynyl groups include, but are not limited to, acetylenic (-C≡CH), propargyl (-CH₂C≡CH), and the like.

[0015] "Alkylene" refers to a saturated, branched or straight chain or cyclic hydrocarbon radical having two monovalent radical centers derived by the removal of two hydrogen atoms from the same or two different carbon atoms of a parent alkane. For example, an alkylene group can have 1 to 20 carbon atoms, 1 to 10 carbon atoms, or 1 to 6 carbon atoms. Typical alkylene radicals include, but are not limited to, methylene (-CH₂-), 1,1-ethyl (-CH(CH₃)-), 1,2-ethyl (-CH₂CH₂-), 1,1-propyl (-CH(CH₂CH₃)-), 1,2-propyl (-CH₂CH(CH₃)-), 1,3-propyl (-CH₂CH₂CH₂-), 1,4-butyl (-CH₂CH₂CH₂CH₂-), and the like.

[0016] "Alkenylene" refers to an unsaturated, branched or straight chain or cyclic hydrocarbon radical having two monovalent radical centers derived by the removal of two hydrogen atoms from the same or two different carbon atoms

of a parent alkene. For example, an alkenylene group can have 1 to 20 carbon atoms, 1 to 10 carbon atoms, or 1 to 6 carbon atoms. Typical alkenylene radicals include, but are not limited to, 1,2-ethylene ($-\text{CH}=\text{CH}-$).

[0017] "Alkynylene" refers to an unsaturated, branched or straight chain or cyclic hydrocarbon radical having two monovalent radical centers derived by the removal of two hydrogen atoms from the same or two different carbon atoms of a parent alkyne. For example, an alkynylene group can have 1 to 20 carbon atoms, 1 to 10 carbon atoms, or 1 to 6 carbon atoms. Typical alkynylene radicals include, but are not limited to, acetylene ($-\text{C}\equiv\text{C}-$), propargyl ($-\text{CH}_2\text{C}\equiv\text{C}-$), and 4-pentynyl ($-\text{CH}_2\text{CH}_2\text{CH}_2\text{C}\equiv\text{CH}-$).

[0018] "Amino" means an $-\text{NH}_2$ or a $-\text{NR}_2$ group in which the "R" groups are independently H, alkyl, haloalkyl, hydroxylalkyl, carbocyclyl (substituted or unsubstituted, including saturated or partially unsaturated cycloalkyl and aryl groups), heterocyclyl (substituted or unsubstituted, including saturated or unsaturated heterocycloalkyl and heteroaryl groups), arylalkyl (substituted or unsubstituted) or arylalkyl (substituted or unsubstituted) groups. Non-limiting examples of amino groups include $-\text{NH}_2$, $-\text{NH}(\text{alkyl})$, $\text{NH}(\text{haloalkyl})$, $-\text{NH}(\text{carbocyclyl})$, $-\text{NH}(\text{heterocyclyl})$, $-\text{N}(\text{alkyl})_2$, $-\text{N}(\text{carbocyclyl})_2$, $-\text{N}(\text{heterocyclyl})_2$, $-\text{N}(\text{alkyl})(\text{carbocyclyl})$, $-\text{N}(\text{alkyl})(\text{heterocyclyl})$, $-\text{N}(\text{carbocyclyl})(\text{heterocyclyl})$, etc., wherein alkyl, carbocyclyl, and heterocyclyl can be substituted or unsubstituted and as defined and described herein. "Substituted" or "protected" amino means an aminoalkyl as described and defined herein in which a H of the amino group is replaced with e.g., acyl groups, for example conventional amine protecting groups such as 9-Fluorenylmethyl carbamate ("Fmoc"), *t*-Butyl carbamate ("Boc"), Benzyl carbamate ("Cbz"), acetyl, trifluoroacetyl, $-\text{C}(\text{O})$ -amino, phthalimidyl, triphenylmethyl, *p*-Toluenesulfonyl ("Tosyl"), methylsulfonyl ("mesyl"), etc.

[0019] "Aminoalkyl" means an acyclic alkyl radical in which one of the hydrogen atoms bonded to a carbon atom, typically a terminal or sp^3 carbon atom, is replaced with an amino radical as defined and described herein. Non-limiting examples of aminoalkyl include $-\text{CH}_2-\text{NH}_2$, $-\text{CH}_2\text{CH}_2-\text{NH}_2$, $-\text{CH}_2\text{CH}_2\text{CH}_2-\text{NH}_2$, $-\text{CH}_2\text{CH}_2\text{CH}_2\text{CH}_2-\text{NH}_2$, $-\text{CH}_2\text{CH}(\text{CH}_3)-\text{NH}_2$, $-\text{CH}_2\text{CH}_2\text{CH}(\text{CH}_3)-\text{NH}_2$, $-\text{CH}_2-\text{NH}(\text{CH}_3)$, $-\text{CH}_2\text{CH}_2-\text{NH}(\text{CH}_3)$, $-\text{CH}_2\text{CH}_2\text{CH}_2-\text{NH}(\text{CH}_3)$, $-\text{CH}_2\text{CH}_2\text{CH}_2\text{CH}_2-\text{NH}(\text{CH}_3)$, $-\text{CH}_2\text{CH}(\text{CH}_3)-\text{NH}(\text{CH}_3)$, $-\text{CH}_2\text{CH}_2\text{CH}(\text{CH}_3)-\text{NH}(\text{CH}_3)$, $-\text{CH}_2-\text{N}(\text{CH}_3)_2$, $-\text{CH}_2\text{CH}_2-\text{N}(\text{CH}_3)_2$, $-\text{CH}_2\text{CH}_2\text{CH}_2-\text{N}(\text{CH}_3)_2$, $-\text{CH}_2\text{CH}_2\text{CH}_2\text{CH}_2-\text{N}(\text{CH}_3)_2$, $-\text{CH}_2\text{CH}(\text{CH}_3)-\text{N}(\text{CH}_3)_2$, $-\text{CH}_2\text{CH}_2\text{CH}(\text{CH}_3)-\text{N}(\text{CH}_3)_2$, $-\text{CH}_2-\text{NH}(\text{CH}_2\text{CH}_3)$, $-\text{CH}_2\text{CH}_2-\text{NH}(\text{CH}_2\text{CH}_3)$, $-\text{CH}_2\text{CH}_2\text{CH}_2-\text{NH}(\text{CH}_2\text{CH}_3)$, $-\text{CH}_2\text{CH}_2\text{CH}_2\text{CH}_2-\text{NH}(\text{CH}_2\text{CH}_3)$, $-\text{CH}_2\text{CH}(\text{CH}_3)-\text{NH}(\text{CH}_2\text{CH}_3)$, $-\text{CH}_2\text{CH}_2-\text{N}(\text{CH}_2\text{CH}_3)_2$, $-\text{CH}_2\text{CH}_2\text{CH}_2-\text{N}(\text{CH}_2\text{CH}_3)_2$, $-\text{CH}_2\text{CH}_2\text{CH}_2\text{CH}_2-\text{N}(\text{CH}_2\text{CH}_3)_2$, $-\text{CH}_2\text{CH}(\text{CH}_3)-\text{N}(\text{CH}_2\text{CH}_3)_2$, $-\text{CH}_2\text{CH}_2\text{CH}(\text{CH}_3)-\text{N}(\text{CH}_2\text{CH}_3)_2$, etc. "Substituted" or "protected" aminoalkyl means an aminoalkyl as described and defined herein in which the H of the amino group is replaced with e.g., acyl groups, for example conventional amine protecting groups such as 9-Fluorenylmethyl carbamate ("Fmoc"), *t*-Butyl carbamate ("Boc"), Benzyl carbamate ("Cbz"), acetyl, $-\text{C}(\text{O})$ -amino, trifluoroacetyl, phthalimidyl, triphenylmethyl, *p*-Toluenesulfonyl ("Tosyl"), methylsulfonyl ("mesyl"), etc.

[0020] "Aryl" means an aromatic hydrocarbon radical derived by the removal of one hydrogen atom from a single carbon atom of a parent aromatic ring system. For example, an aryl group can have 6 to 20 carbon atoms, 6 to 14 carbon atoms, or 6 to 12 carbon atoms. Typical aryl groups include, but are not limited to, radicals derived from benzene (e.g., phenyl), substituted benzene, naphthalene, anthracene, biphenyl, and the like.

[0021] "Arylalkyl" refers to an acyclic alkyl radical in which one of the hydrogen atoms bonded to a carbon atom, typically a terminal or sp^3 carbon atom, is replaced with an aryl radical. Typical arylalkyl groups include, but are not limited to, benzyl, 2-phenylethan-1-yl, naphthylmethyl, 2-naphthylethan-1-yl, naphthobenzyl, 2-naphthophenylethan-1-yl and the like. The arylalkyl group can comprise 6 to 20 carbon atoms, e.g., the alkyl moiety is 1 to 6 carbon atoms and the aryl moiety is 6 to 14 carbon atoms.

[0022] "Arylalkenyl" refers to an acyclic alkenyl radical in which one of the hydrogen atoms bonded to a carbon atom, typically a terminal or sp^3 carbon atom, but also an sp^2 carbon atom, is replaced with an aryl radical. The aryl portion of the arylalkenyl can include, for example, any of the aryl groups disclosed herein, and the alkenyl portion of the arylalkenyl can include, for example, any of the alkenyl groups disclosed herein. The arylalkenyl group can comprise 6 to 20 carbon atoms, e.g., the alkenyl moiety is 1 to 6 carbon atoms and the aryl moiety is 6 to 14 carbon atoms.

[0023] "Arylalkynyl" refers to an acyclic alkynyl radical in which one of the hydrogen atoms bonded to a carbon atom, typically a terminal or sp^3 carbon atom, but also an sp carbon atom, is replaced with an aryl radical. The aryl portion of the arylalkynyl can include, for example, any of the aryl groups disclosed herein, and the alkynyl portion of the arylalkynyl can include, for example, any of the alkynyl groups disclosed herein. The arylalkynyl group can comprise 6 to 20 carbon atoms, e.g., the alkynyl moiety is 1 to 6 carbon atoms and the aryl moiety is 6 to 14 carbon atoms.

[0024] The term "substituted" in reference to alkyl, alkylene, aryl, arylalkyl, heterocyclyl, heteroaryl, carbocyclyl, etc., for example, "substituted alkyl", "substituted alkylene", "substituted aryl", "substituted arylalkyl", "substituted heterocyclyl", and "substituted carbocyclyl" means alkyl, alkylene, aryl, arylalkyl, heterocyclyl, carbocyclyl respectively, in which one or more hydrogen atoms are each independently replaced with a non-hydrogen substituent. Typical substituents include, but are not limited to, $-\text{X}$, $-\text{R}$, $-\text{O}^-$, $=\text{O}$, $-\text{OR}$, $-\text{SR}$, $-\text{S}^-$, $-\text{NR}_2$, $-\text{N}^+\text{R}_3$, $=\text{NR}$, $-\text{CX}_3$, $-\text{CN}$, $-\text{OCN}$, $-\text{SCN}$, $-\text{N}=\text{C}=\text{O}$, $-\text{NCS}$, $-\text{NO}$, $-\text{NO}_2$, $-\text{N}_3$, $-\text{NHC}(=\text{O})\text{R}$, $-\text{NHS}(=\text{O})_2\text{R}$, $-\text{C}(=\text{O})\text{R}$, $-\text{C}(=\text{O})\text{NRR}-\text{S}(=\text{O})_2\text{O}^-$, $-\text{S}(=\text{O})_2\text{OH}$, $-\text{S}(=\text{O})_2\text{R}$, $-\text{OS}(=\text{O})_2\text{OR}$, $-\text{S}(=\text{O})_2\text{NR}$, $-\text{S}(=\text{O})\text{R}$, $-\text{OP}(=\text{O})(\text{OR})_2$, $-\text{P}(=\text{O})(\text{OR})_2$, $-\text{P}(=\text{O})(\text{O}^-)_2$, $-\text{P}(=\text{O})(\text{OH})_2$, $-\text{P}(\text{O})(\text{OR})(\text{O}^-)$, $-\text{C}(=\text{O})\text{R}$, $-\text{C}(=\text{O})\text{OR}$, $-\text{C}(=\text{O})\text{X}$, $-\text{C}(\text{S})\text{R}$, $-\text{C}(\text{O})\text{OR}$, $-\text{C}(\text{O})\text{O}^-$, $-\text{C}(\text{S})\text{OR}$, $-\text{C}(\text{O})\text{SR}$, $-\text{C}(\text{S})\text{SR}$, $-\text{C}(\text{O})\text{NRR}$, $-\text{C}(\text{S})\text{NRR}$, $-\text{C}(=\text{NR})\text{NRR}$, where each

X is independently a halogen: F, Cl, Br, or I; and each R is independently H, alkyl, aryl, arylalkyl, a heterocycle, or a protecting group or prodrug moiety. Alkylene, alkenylene, and alkynylene groups may also be similarly substituted. When the number of carbon atoms is designated for a substituted group, the number of carbon atoms refers to the group, not the substituent (unless otherwise indicated). For example, a C₁₋₄ substituted alkyl refers to a C₁₋₄ alkyl, which can be substituted with groups having more than, e.g., 4 carbon atoms.

[0025] The term "prodrug" as used herein refers to any compound that when administered to a biological system generates the drug substance, i.e., active ingredient, as a result of spontaneous chemical reaction(s), enzyme catalyzed chemical reaction(s), photolysis, and/or metabolic chemical reaction(s). A prodrug is thus a covalently modified analog or latent form of a therapeutically active compound.

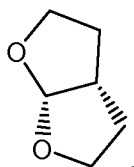
[0026] One skilled in the art will recognize that substituents and other moieties of the compounds of Formula IIB should be selected in order to provide a compound which is sufficiently stable to provide a pharmaceutically useful compound which can be formulated into an acceptably stable pharmaceutical composition. Compounds of Formula IIB which have such stability are contemplated as falling within the scope of the present invention.

[0027] "Heteroalkyl" refers to an alkyl group where one or more carbon atoms have been replaced with a heteroatom, such as, O, N, or S. For example, if the carbon atom of the alkyl group which is attached to the parent molecule is replaced with a heteroatom (e.g., O, N, or S) the resulting heteroalkyl groups are, respectively, an alkoxy group (e.g., -OCH₃, etc.), an amine (e.g., -NHCH₃, -N(CH₃)₂, etc.), or a thioalkyl group (e.g., -SCH₃). If a non-terminal carbon atom of the alkyl group which is not attached to the parent molecule is replaced with a heteroatom (e.g., O, N, or S) the resulting heteroalkyl groups are, respectively, an alkyl ether (e.g., -CH₂CH₂-O-CH₃, etc.), an alkyl amine (e.g., -CH₂NHCH₃, -CH₂N(CH₃)₂, etc.), or a thioalkyl ether (e.g., -CH₂-S-CH₃). If a terminal carbon atom of the alkyl group is replaced with a heteroatom (e.g., O, N, or S), the resulting heteroalkyl groups are, respectively, a hydroxyalkyl group (e.g., -CH₂CH₂-OH), an aminoalkyl group (e.g., -CH₂NH₂), or an alkyl thiol group (e.g., -CH₂CH₂-SH). A heteroalkyl group can have, for example, 1 to 20 carbon atoms, 1 to 10 carbon atoms, or 1 to 6 carbon atoms. A C₁-C₆ heteroalkyl group means a heteroalkyl group having 1 to 6 carbon atoms.

[0028] "Heterocycle" or "heterocyclyl" as used herein includes by way of example and not limitation those heterocycles described in Paquette, Leo A.; Principles of Modern Heterocyclic Chemistry (W.A. Benjamin, New York, 1968), particularly Chapters 1, 3, 4, 6, 7, and 9; The Chemistry of Heterocyclic Compounds, A Series of Monographs" (John Wiley & Sons, New York, 1950 to present), in particular Volumes 13, 14, 16, 19, and 28; and J. Am. Chem. Soc. (1960) 82:5566. In one specific embodiment of the invention "heterocycle" includes a "carbocycle" as defined herein, wherein one or more (e.g. 1, 2, 3, or 4) carbon atoms have been replaced with a heteroatom (e.g. O, N, or S). The terms "heterocycle" or "heterocyclyl" includes saturated rings (i.e., heterocycloalkyls), partially unsaturated rings, and aromatic rings (i.e., heteroaromatic rings). Substituted heterocyclyls include, for example, heterocyclic rings substituted with any of the substituents disclosed herein including carbonyl groups. A non-limiting example of a carbonyl substituted heterocyclyl is:



[0029] Examples of heterocycles include by way of example and not limitation pyridyl, dihydropyridyl, tetrahydropyridyl (piperidyl), thiazolyl, tetrahydrothiophenyl, sulfur oxidized tetrahydrothiophenyl, pyrimidinyl, furanyl, thienyl, pyrrolyl, pyrazolyl, imidazolyl, tetrazolyl, benzofuranyl, thianaphthalenyl, indolyl, indolenyl, quinolinyl, isoquinolinyl, benzimidazolyl, piperidinyl, 4-piperidonyl, pyrrolidinyl, 2-pyrrolidinyl, pyrrolinyl, tetrahydrofuranyl, tetrahydroquinolinyl, tetrahydroisoquinolinyl, decahydroquinolinyl, octahydroisoquinolinyl, azocinyl, triazinyl, 6H-1,2,5-thiadiazinyl, 2H,6H-1,5,2-dithiazinyl, thienyl, thianthrenyl, pyranyl, isobenzofuranyl, chromenyl, xanthenyl, phenoxathinyl, 2H-pyrrolyl, isothiazolyl, isoxazolyl, pyrazinyl, pyridazinyl, indoliziny, isoindolyl, 3H-indolyl, 1H-indazolyl, purinyl, 4H-quinoliziny, phthalazinyl, naphthyridinyl, quinoxalinyl, quinazolinyl, cinnolinyl, pteridinyl, 4aH-carbazolyl, carbazolyl, β -carbolinyl, phenanthridinyl, acridinyl, pyrimidinyl, phenanthrolinyl, phenazinyl, phenothiazinyl, furazanyl, phenoxazinyl, isochromanlyl, chromanlyl, imidazolidinyl, imidazoliny, pyrazolidinyl, pyrazoliny, piperazinyl, indoliny, isoindoliny, quinuclidiny, morpholiny, oxazolidinyl, benzotriazolyl, benzisoxazolyl, oxindolyl, benzoxazoliny, isatinoyl, and bis-tetrahydrofuranyl:



[0030] By way of example and not limitation, carbon bonded heterocycles are bonded at position 2, 3, 4, 5, or 6 of a pyridine, position 3, 4, 5, or 6 of a pyridazine, position 2, 4, 5, or 6 of a pyrimidine, position 2, 3, 5, or 6 of a pyrazine, position 2, 3, 4, or 5 of a furan, tetrahydrofuran, thiofuran, thiophene, pyrrole or tetrahydropyrrole, position 2, 4, or 5 of an oxazole, imidazole or thiazole, position 3, 4, or 5 of an isoxazole, pyrazole, or isothiazole, position 2 or 3 of an aziridine, position 2, 3, or 4 of an azetidine, position 2, 3, 4, 5, 6, 7, or 8 of a quinoline or position 1, 3, 4, 5, 6, 7, or 8 of an isoquinoline. Still more typically, carbon bonded heterocycles include 2-pyridyl, 3-pyridyl, 4-pyridyl, 5-pyridyl, 6-pyridyl, 3-pyridazinyl, 4-pyridazinyl, 5-pyridazinyl, 6-pyridazinyl, 2-pyrimidinyl, 4-pyrimidinyl, 5-pyrimidinyl, 6-pyrimidinyl, 2-pyrazinyl, 3-pyrazinyl, 5-pyrazinyl, 6-pyrazinyl, 2-thiazolyl, 4-thiazolyl, or 5-thiazolyl.

[0031] By way of example and not limitation, nitrogen bonded heterocycles are bonded at position 1 of an aziridine, azetidine, pyrrole, pyrrolidine, 2-pyrroline, 3-pyrroline, imidazole, imidazolidine, 2-imidazoline, 3-imidazoline, pyrazole, pyrazoline, 2-pyrazoline, 3-pyrazoline, piperidine, piperazine, indole, indoline, 1H-indazole, position 2 of a isoindole, or isoindoline, position 4 of a morpholine, and position 9 of a carbazole, or β -carboline. Still more typically, nitrogen bonded heterocycles include 1-aziridyl, 1-azetetyl, 1-pyrrolyl, 1-imidazolyl, 1-pyrazolyl, and 1-piperidinyl.

[0032] "Heterocyclalkyl" refers to an acyclic alkyl radical in which one of the hydrogen atoms bonded to a carbon atom, typically a terminal or sp^3 carbon atom, is replaced with a heterocyclalkyl radical (*i.e.*, a heterocyclalkylene- moiety). Typical heterocyclalkyl groups include, but are not limited to heterocyclalkyl- CH_2 -, heterocyclalkyl- $CH(CH_3)$ -, heterocyclalkyl- CH_2CH_2 -, 2-(heterocyclalkyl)ethan-1-yl, and the like, wherein the "heterocyclalkyl" portion includes any of the heterocyclalkyl groups described above, including those described in Principles of Modern Heterocyclic Chemistry. One skilled in the art will also understand that the heterocyclalkyl group can be attached to the alkyl portion of the heterocyclalkyl by means of a carbon-carbon bond or a carbon-heteroatom bond, with the proviso that the resulting group is chemically stable. The heterocyclalkyl group comprises 2 to 20 carbon atoms, *e.g.*, the alkyl portion of the heterocyclalkyl group is 1 to 6 carbon atoms and the heterocyclalkyl moiety is 1 to 14 carbon atoms. Examples of heterocyclalkyls include by way of example and not limitation 5-membered sulfur, oxygen, and/or nitrogen containing heterocycles such as thiazolylmethyl, 2-thiazolylethan-1-yl, imidazolylmethyl, oxazolylmethyl, thiadiazolylmethyl, etc., 6-membered sulfur, oxygen, and/or nitrogen containing heterocycles such as piperidinylmethyl, piperazinylmethyl, morpholinylmethyl, pyridinylmethyl, pyridizylmethyl, pyrimidinylmethyl, pyrazinylmethyl, etc.

[0033] "Heterocyclalkenyl" refers to an acyclic alkenyl radical in which one of the hydrogen atoms bonded to a carbon atom, typically a terminal or sp^3 carbon atom, but also a sp^2 carbon atom, is replaced with a heterocyclalkenyl radical (*i.e.*, a heterocyclalkenylene- moiety). The heterocyclalkenyl portion of the heterocyclalkenyl group includes any of the heterocyclalkenyl groups described herein, including those described in Principles of Modern Heterocyclic Chemistry, and the alkenyl portion of the heterocyclalkenyl group includes any of the alkenyl groups disclosed herein. One skilled in the art will also understand that the heterocyclalkenyl group can be attached to the alkenyl portion of the heterocyclalkenyl by means of a carbon-carbon bond or a carbon-heteroatom bond, with the proviso that the resulting group is chemically stable. The heterocyclalkenyl group comprises 3 to 20 carbon atoms, *e.g.*, the alkenyl portion of the heterocyclalkenyl group is 2 to 6 carbon atoms and the heterocyclalkenyl moiety is 1 to 14 carbon atoms.

[0034] "Heterocyclalkynyl" refers to an acyclic alkynyl radical in which one of the hydrogen atoms bonded to a carbon atom, typically a terminal or sp^3 carbon atom, but also an sp carbon atom, is replaced with a heterocyclalkynyl radical (*i.e.*, a heterocyclalkynylene- moiety). The heterocyclalkynyl portion of the heterocyclalkynyl group includes any of the heterocyclalkynyl groups described herein, including those described in Principles of Modern Heterocyclic Chemistry, and the alkynyl portion of the heterocyclalkynyl group includes any of the alkynyl groups disclosed herein. One skilled in the art will also understand that the heterocyclalkynyl group can be attached to the alkynyl portion of the heterocyclalkynyl by means of a carbon-carbon bond or a carbon-heteroatom bond, with the proviso that the resulting group is chemically stable. The heterocyclalkynyl group comprises 3 to 20 carbon atoms, *e.g.*, the alkynyl portion of the heterocyclalkynyl group is 2 to 6 carbon atoms and the heterocyclalkynyl moiety is 1 to 14 carbon atoms.

[0035] "Heteroaryl" refers to an aromatic heterocyclalkyl having at least one heteroatom in the ring. Non-limiting examples of suitable heteroatoms which can be included in the aromatic ring include oxygen, sulfur, and nitrogen. Non-limiting examples of heteroaryl rings include all of those listed in the definition of "heterocyclalkyl", including pyridinyl, pyrrolyl, oxazolyl, indolyl, isoindolyl, purinyl, furanyl, thienyl, benzofuranyl, benzothiophenyl, carbazolyl, imidazolyl, thiazolyl, isoxazolyl, pyrazolyl, isothiazolyl, quinolyl, isoquinolyl, pyridazyl, pyrimidyl, pyrazyl, etc.

[0036] "Carbocycle" or "carbocyclalkyl" refers to a saturated (*i.e.*, cycloalkyl), partially unsaturated (*e.g.*, cycloalkenyl,

cycloalkadienyl, etc.) or aromatic ring having 3 to 7 carbon atoms as a monocycle, 7 to 12 carbon atoms as a bicycle, and up to about 20 carbon atoms as a polycycle. Monocyclic carbocycles have 3 to 6 ring atoms, still more typically 5 or 6 ring atoms. Bicyclic carbocycles have 7 to 12 ring atoms, e.g., arranged as a bicyclo [4,5], [5,5], [5,6] or [6,6] system, or 9 or 10 ring atoms arranged as a bicyclo [5,6] or [6,6] system, or spiro-fused rings. Non-limiting examples of monocyclic carbocycles include cyclopropyl, cyclobutyl, cyclopentyl, 1-cyclopent-1-enyl, 1-cyclopent-2-enyl, 1-cyclopent-3-enyl, cyclohexyl, 1-cyclohex-1-enyl, 1-cyclohex-2-enyl, 1-cyclohex-3-enyl, and phenyl. Non-limiting examples of bicyclic carbocycles includes naphthyl.

[0037] "Arylheteroalkyl" refers to a heteroalkyl as defined herein, in which a hydrogen atom (which may be attached either to a carbon atom or a heteroatom) has been replaced with an aryl group as defined herein. The aryl groups may be bonded to a carbon atom of the heteroalkyl group, or to a heteroatom of the heteroalkyl group, provided that the resulting arylheteroalkyl group provides a chemically stable moiety. For example, an arylheteroalkyl group can have the general formulae -alkylene-O-aryl, -alkylene-O-alkylene-aryl, -alkylene-NH-aryl, -alkylene-NH-alkylene-aryl, -alkylene-S-aryl, -alkylene-S-alkylene-aryl, etc. In addition, any of the alkylene moieties in the general formulae above can be further substituted with any of the substituents defined or exemplified herein.

[0038] "Heteroarylalkyl" refers to an alkyl group, as defined herein, in which a hydrogen atom has been replaced with a heteroaryl group as defined herein. Non-limiting examples of heteroaryl alkyl include -CH₂-pyridinyl, -CH₂-pyrrolyl, -CH₂-oxazolyl, -CH₂-indolyl, -CH₂-isoindolyl, -CH₂-purinyl, -CH₂-furanlyl, -CH₂-thienyl, -CH₂-benzofuranlyl, -CH₂-benzothio phenyl, -CH₂-carbazolyl, -CH₂-imidazolyl, -CH₂-thiazolyl, -CH₂-isoxazolyl, -CH₂-pyrazolyl, -CH₂-isothiazolyl, -CH₂-quinolyl, -CH₂-isoquinolyl, -CH₂-pyridazyl, -CH₂-pyrimidyl, -CH₂-pyrazyl, -CH(CH₃)-pyridinyl, -CH(CH₃)-pyrrolyl, -CH(CH₃)-oxazolyl, -CH(CH₃)-indolyl, -CH(CH₃)-isoindolyl, -CH(CH₃)-purinyl, -CH(CH₃)-furanlyl, -CH(CH₃)-thienyl, -CH(CH₃)-benzofuranlyl, -CH(CH₃)-benzothiophenyl, -CH(CH₃)-carbazolyl, -CH(CH₃)-imidazolyl, -CH(CH₃)-thiazolyl, -CH(CH₃)-isoxazolyl, -CH(CH₃)-pyrazolyl, -CH(CH₃)-isothiazolyl, -CH(CH₃)-quinolyl, -CH(CH₃)-isoquinolyl, -CH(CH₃)-pyridazyl, -CH(CH₃)-pyrimidyl, -CH(CH₃)-pyrazyl, etc.

[0039] The term "optionally substituted" in reference to a particular moiety of the compound of Formula IIB (e.g., an optionally substituted aryl group) refers to a moiety having 0, 1, 2, or more substituents.

[0040] "Ac" means acetyl (-C(O)CH₃).

[0041] "Ac₂O" means acetic anhydride.

[0042] "DCM" means dichloromethane (CH₂Cl₂).

[0043] "DIBAL" means diisobutylaluminum hydride.

[0044] "DMAP" means dimethylaminopyridine.

[0045] "EDC" means 1-(3-Dimethylaminopropyl)-3-ethylcarbodiimide.

[0046] "Et" means ethyl.

[0047] "EtOAc" means ethylacetate.

[0048] "HOBt" means N-hydroxybenzotriazole.

[0049] "Me" means methyl (-CH₃).

[0050] "MeOH" means methanol.

[0051] "MeCN" means acetonitrile.

[0052] "Pr" means propyl.

[0053] "i-Pr" means isopropyl (-CH(CH₃)₂).

[0054] "i-PrOH" means isopropanol.

[0055] "rt" means room temperature.

[0056] "TFA" means trifluoroacetic acid.

[0057] "THF" means tetrahydrofuran.

[0058] The term "chiral" refers to molecules which have the property of non-superimposability of the mirror image partner, while the term "achiral" refers to molecules which are superimposable on their mirror image partner.

[0059] The term "stereoisomers" refers to compounds which have identical chemical constitution, but differ with regard to the arrangement of the atoms or groups in space.

[0060] "Diastereomer" refers to a stereoisomer with two or more centers of chirality and whose molecules are not mirror images of one another. Diastereomers have different physical properties, e.g., melting points, boiling points, spectral properties, and reactivities. Mixtures of diastereomers may separate under high resolution analytical procedures such as electrophoresis and chromatography.

[0061] "Enantiomers" refer to two stereoisomers of a compound which are non-superimposable mirror images of one another.

[0062] Stereochemical definitions and conventions used herein generally follow S. P. Parker, Ed., McGraw-Hill Dictionary of Chemical Terms (1984) McGraw-Hill Book Company, New York; and Eliel, E. and Wilen, S., Stereochemistry of Organic Compounds (1994) John Wiley & Sons, Inc., New York. Many organic compounds exist in optically active forms, i.e., they have the ability to rotate the plane of plane-polarized light. In describing an optically active compound, the prefixes D and L or R and S are used to denote the absolute configuration of the molecule about its chiral center(s).

The prefixes d and l or (+) and (-) are employed to designate the sign of rotation of plane-polarized light by the compound, with (-) or l meaning that the compound is levorotatory. A compound prefixed with (+) or d is dextrorotatory. For a given chemical structure, these stereoisomers are identical except that they are mirror images of one another. A specific stereoisomer may also be referred to as an enantiomer, and a mixture of such isomers is often called an enantiomeric mixture. A 50:50 mixture of enantiomers is referred to as a racemic mixture or a racemate, which may occur where there has been no stereoselection or stereospecificity in a chemical reaction or process. The terms "racemic mixture" and "racemate" refer to an equimolar mixture of two enantiomeric species, devoid of optical activity.

Protecting Groups

[0063] In the context of the present invention, protecting groups include prodrug moieties and chemical protecting groups.

[0064] Protecting groups are available, commonly known and used, and are optionally used to prevent side reactions with the protected group during synthetic procedures, *i.e.* routes or methods to prepare the compounds of the invention. For the most part the decision as to which groups to protect, when to do so, and the nature of the chemical protecting group "PG" will be dependent upon the chemistry of the reaction to be protected against (*e.g.*, acidic, basic, oxidative, reductive or other conditions) and the intended direction of the synthesis. The PG groups do not need to be, and generally are not, the same if the compound is substituted with multiple PG. In general, PG will be used to protect functional groups such as carboxyl, hydroxyl, thio, or amino groups and to thus prevent side reactions or to otherwise facilitate the synthetic efficiency. The order of deprotection to yield free, deprotected groups is dependent upon the intended direction of the synthesis and the reaction conditions to be encountered, and may occur in any order as determined by the artisan.

[0065] Various functional groups of the compounds of the invention may be protected. For example, protecting groups for -OH groups (whether hydroxyl, carboxylic acid, phosphonic acid, or other functions) include "ether- or ester-forming groups". Ether- or ester-forming groups are capable of functioning as chemical protecting groups in the synthetic schemes set forth herein. However, some hydroxyl and thio protecting groups are neither ether- nor ester-forming groups, as will be understood by those skilled in the art, and are included with amides, discussed below.

[0066] A very large number of hydroxyl protecting groups and amide-forming groups and corresponding chemical cleavage reactions are described in Protective Groups in Organic Synthesis, Theodora W. Greene and Peter G. M. Wuts (John Wiley & Sons, Inc., New York, 1999, ISBN 0-471-16019-9) ("Greene"). See also Kocienski, Philip J.; Protecting Groups (Georg Thieme Verlag Stuttgart, New York, 1994). In particular Chapter 1, Protecting Groups: An Overview, pages 1-20, Chapter 2, Hydroxyl Protecting Groups, pages 21-94, Chapter 3, Diol Protecting Groups, pages 95-117, Chapter 4, Carboxyl Protecting Groups, pages 118-154, Chapter 5, Carbonyl Protecting Groups, pages 155-184. For protecting groups for carboxylic acid, phosphonic acid, phosphonate, sulfonic acid and other protecting groups for acids see Greene as set forth below. Such groups include by way of example and not limitation, esters, amides, hydrazides, and the like.

Ether- and Ester-forming protecting groups

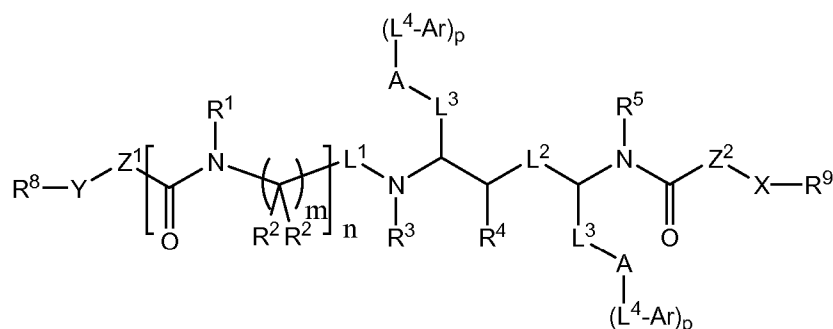
[0067] Ester-forming groups include: (1) phosphonate ester-forming groups, such as phosphoramidate esters, phosphorothioate esters, phosphonate esters, and phosphon-bis-amidates; (2) carboxyl ester-forming groups, and (3) sulphur ester-forming groups, such as sulphonate, sulfate, and sulfinate.

Metabolites of the Compounds of the Invention

[0068] Also falling within the scope of this invention are the *in vivo* metabolic products of the compounds described herein. Such products may result for example from the oxidation, reduction, hydrolysis, amidation, esterification and the like of the administered compound, primarily due to enzymatic processes. Accordingly, the invention includes compounds produced by a process comprising contacting a compound of this invention with a mammal for a period of time sufficient to yield a metabolic product thereof. Such products typically are identified by preparing a radiolabelled (*e.g.*, C^{14} or H^3) compound of the invention, administering it parenterally in a detectable dose (*e.g.*, greater than about 0.5 mg/kg) to an animal such as rat, mouse, guinea pig, monkey, or to man, allowing sufficient time for metabolism to occur (typically about 30 seconds to 30 hours) and isolating its conversion products from the urine, blood or other biological samples. These products are easily isolated since they are labeled (others are isolated by the use of antibodies capable of binding epitopes surviving in the metabolite). The metabolite structures are determined in conventional fashion, *e.g.*, by MS or NMR analysis. In general, analysis of metabolites is done in the same way as conventional drug metabolism studies well-known to those skilled in the art. The conversion products, so long as they are not otherwise found *in vivo*, are useful in diagnostic assays for therapeutic dosing of the compounds of the invention even if they possess no anti-infective activity of their own.

Compounds of Formula I

[0069] Described are compounds according to Formula I,



Formula I

or a pharmaceutically acceptable salt, solvate, and/or ester thereof, wherein,

L¹ is selected from the group consisting of -C(R⁶)₂-, -C(O)-, -S(O₂)-, -N(R⁷)-C(O)-, and -O-C(O)-;

L² is a covalent bond, -C(R⁶)₂- or -C(O)-;

each L³ is independently a covalent bond, an alkylene, or substituted alkylene;

each L⁴ is independently selected from the group consisting of a covalent bond, alkylene, substituted alkylene, -O-, -CH₂-O-, and -NH-;

each A is independently selected from the group consisting of H, alkyl, substituted alkyl, aryl, substituted aryl, heterocyclyl, and substituted heterocyclyl,

with the proviso that when A is H, p is 0;

Z¹ and Z² are each independently -O- or -N(R⁷)-;

Y and X are independently selected from the group consisting of heterocyclyl and heterocyclylalkyl;

each Ar is independently selected from the group consisting of aryl, substituted aryl, heteroaryl, and substituted heteroaryl;

R¹, R³, and R⁵ are each independently selected from the group consisting of H, alkyl, substituted alkyl, arylalkyl, and substituted arylalkyl;

each R² is independently selected from the group consisting of H, alkyl, substituted alkyl, alkoxyalkyl, hydroxyalkyl, arylheteroalkyl, substituted arylheteroalkyl, arylalkyl, substituted arylalkyl, heterocyclylalkyl, substituted heterocyclylalkyl, aminoalkyl, substituted aminoalkyl, -alkylene-C(O)-OH, -alkylene-C(O)-Oalkyl, -alkylene-C(O)amino, -alkylene-C(O)-alkyl;

R⁴ and R⁶ are independently selected from the group consisting of H, alkyl, substituted alkyl, and heteroalkyl;

each R⁷ is independently selected from the group consisting of H, alkyl, substituted alkyl, heteroalkyl, carbocyclyl, substituted carbocyclyl, heterocyclyl, and substituted heterocyclyl;

R⁸ and R⁹ are each one or more substituents independently selected from the group consisting of H, alkyl, substituted alkyl, halogen, aryl, substituted aryl, heterocyclyl, substituted heterocyclyl, and -CN;

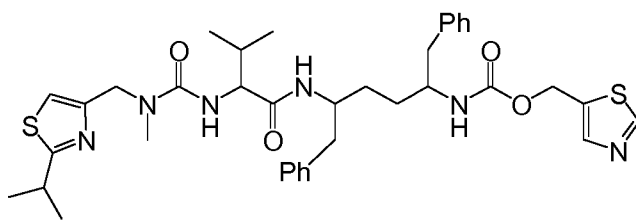
m is 1 or 2;

n is 0 or 1; and

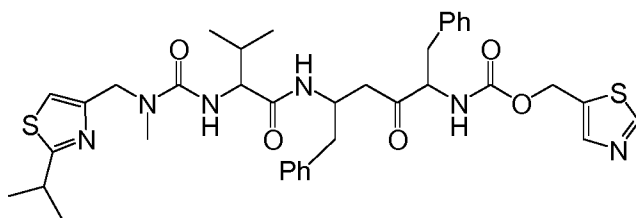
each p is independently 0 or 1.

[0070] Compounds of Formula I may have one of the following structures:

5

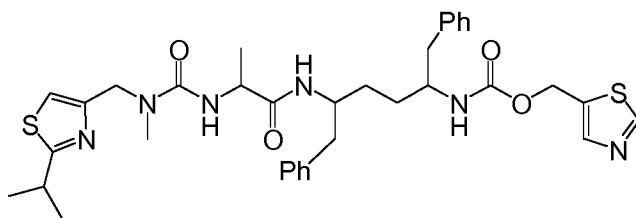


10



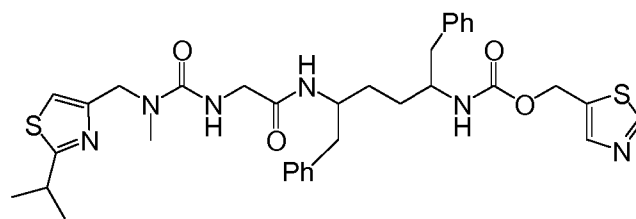
15

20



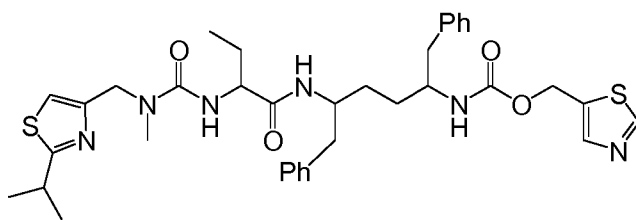
25

30



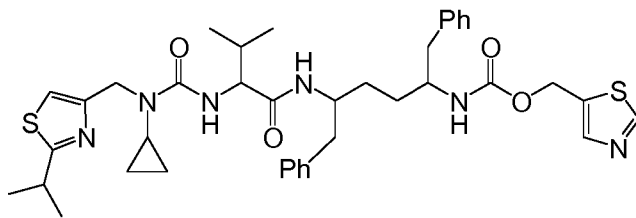
35

40



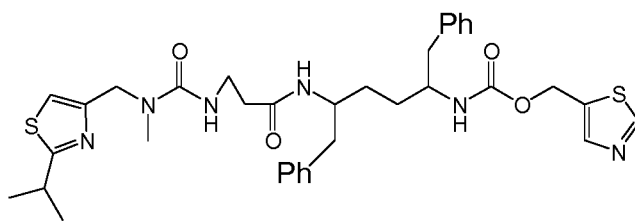
45

50

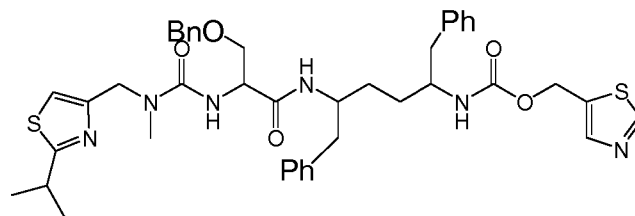


55

5

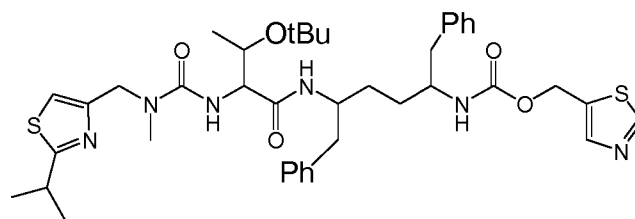


10



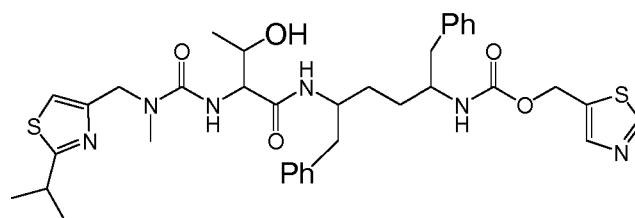
15

20



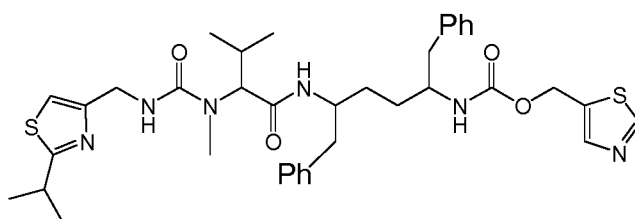
25

30



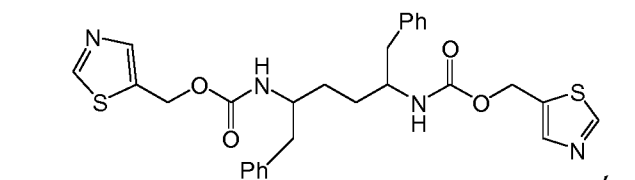
35

40



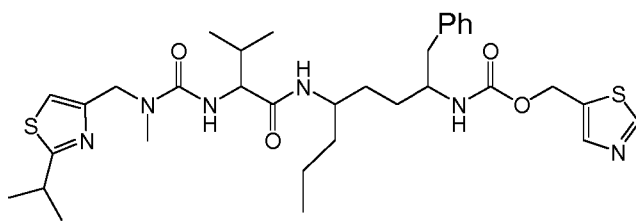
45

50

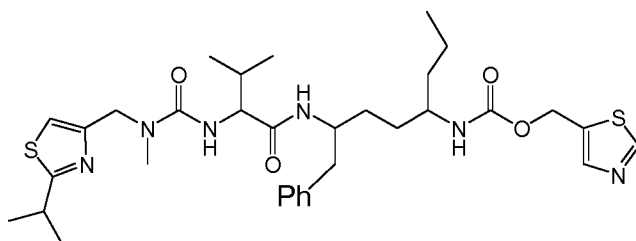


55

5

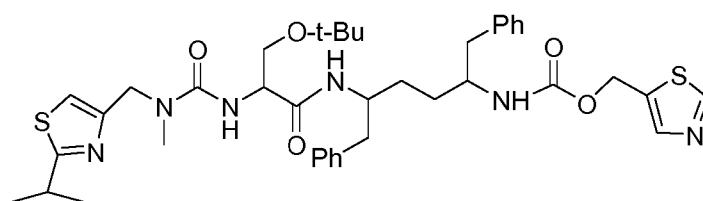


10



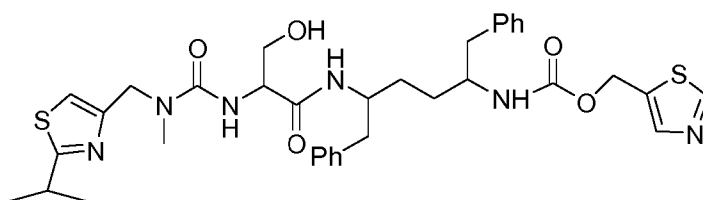
15

20



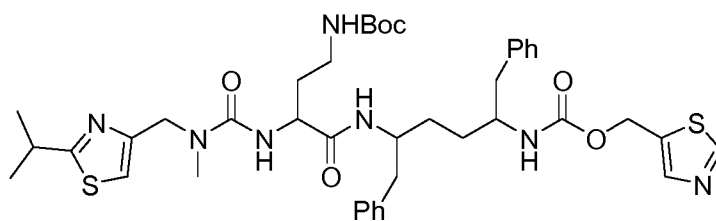
25

30



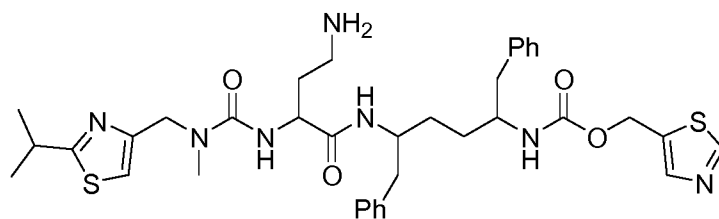
35

40



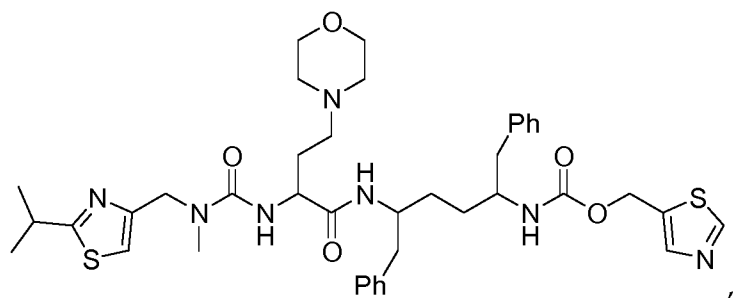
45

50



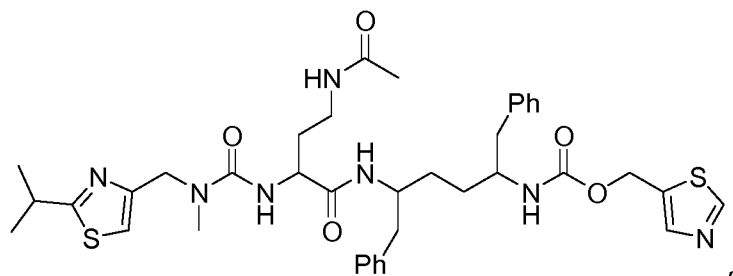
55

5



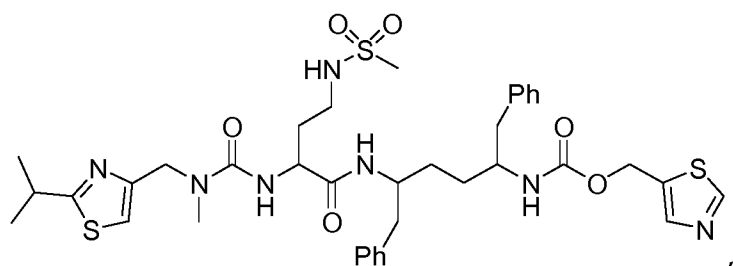
10

15



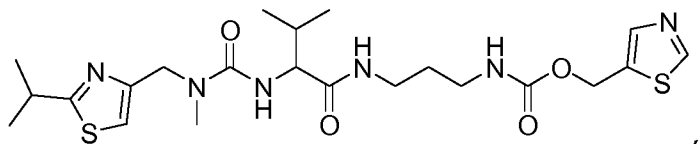
20

25

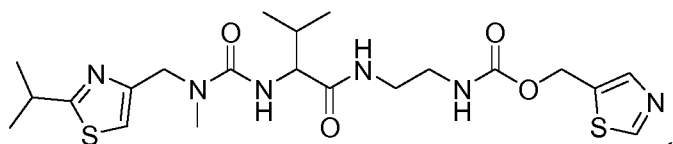


30

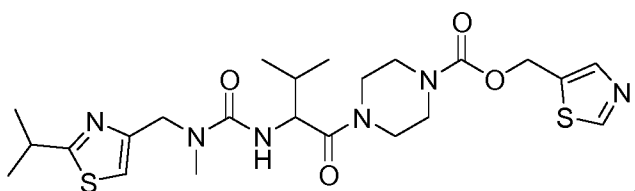
35



40

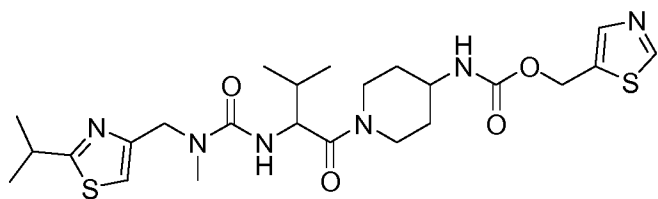


45

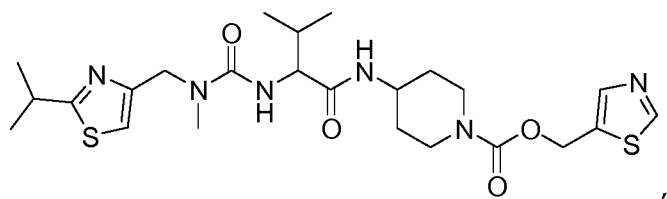


50

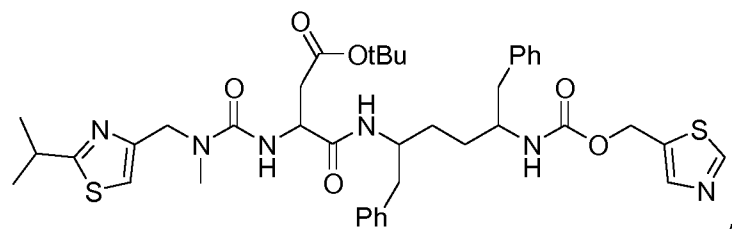
55



5

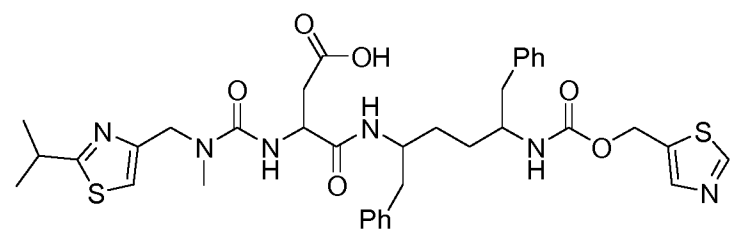


10



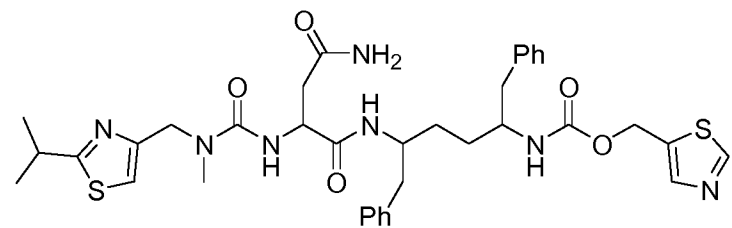
15

20



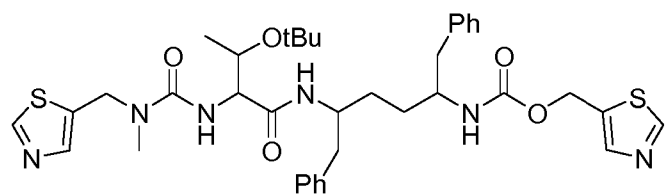
25

30



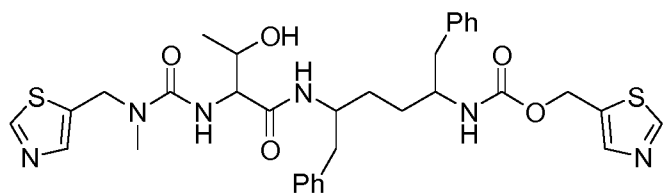
35

40



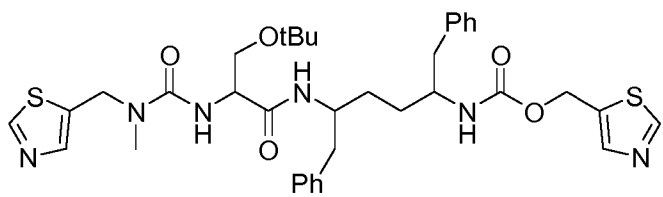
45

50

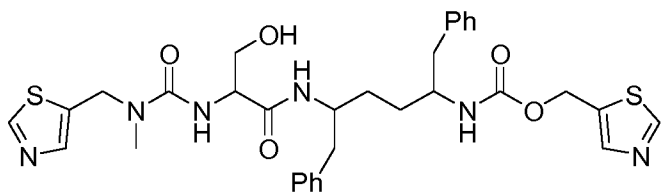


55

5

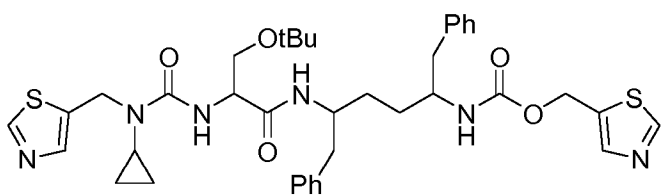


10



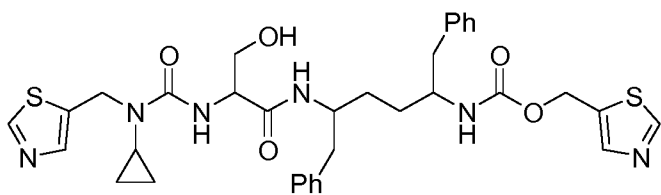
15

20

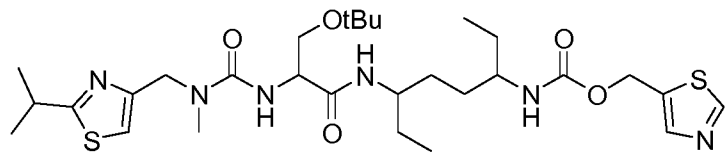


25

30

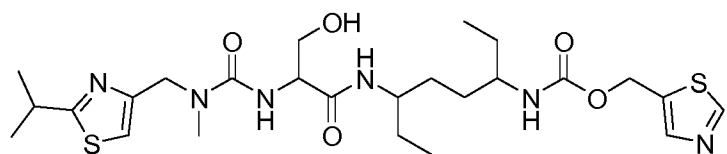


35

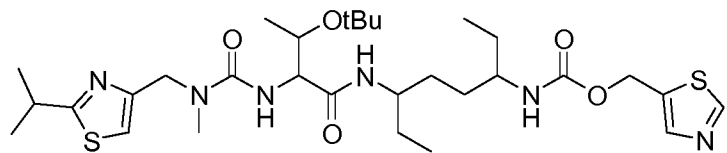


40

45

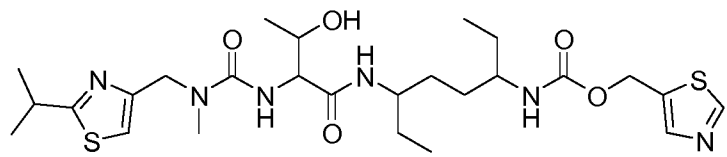


50

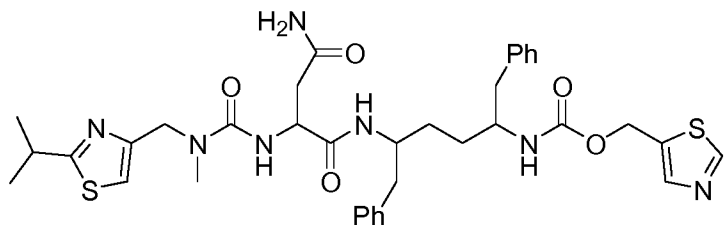


55

5

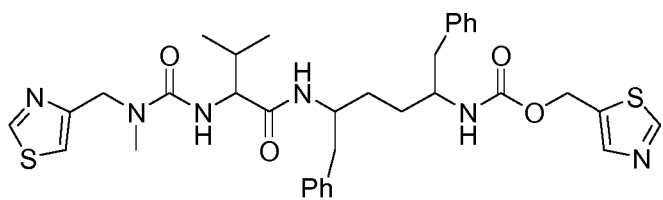


10



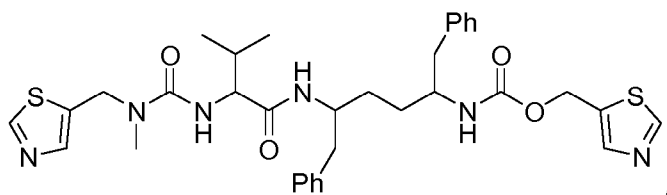
15

20



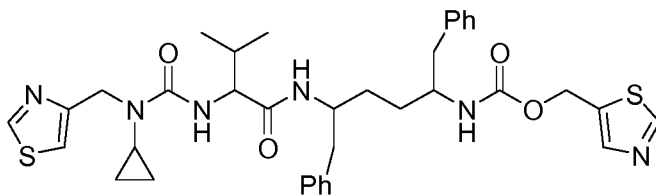
25

30

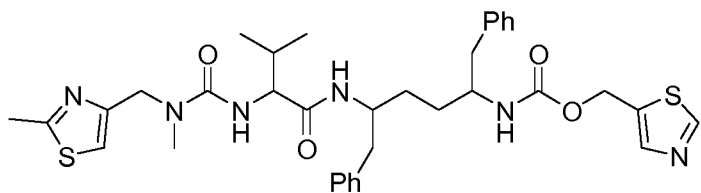


35

40

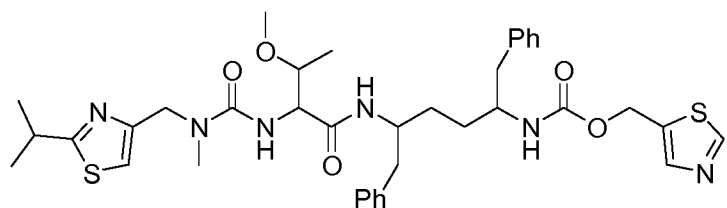


45

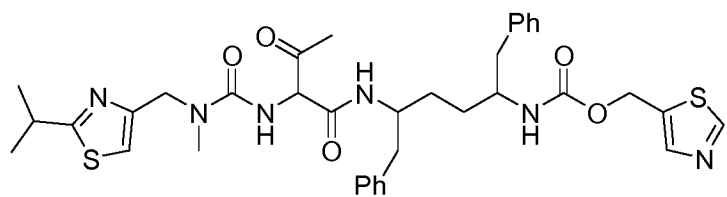


50

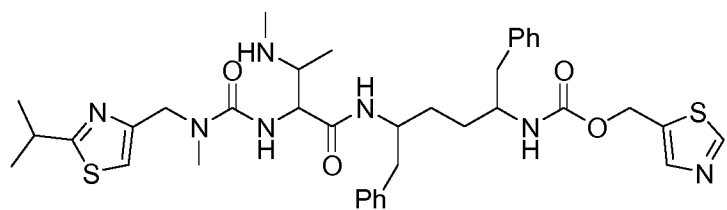
55



5

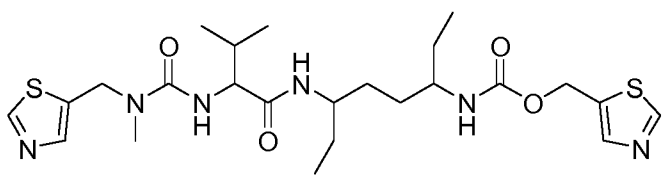


10

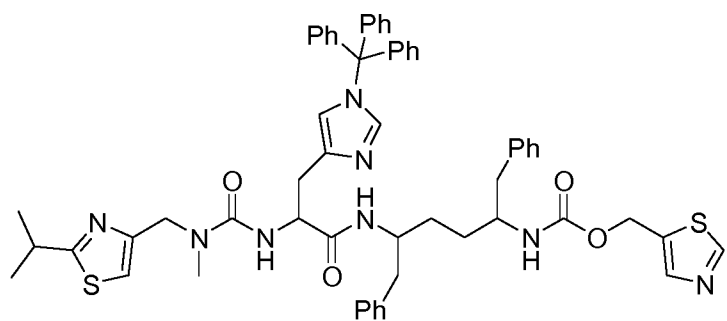


15

20



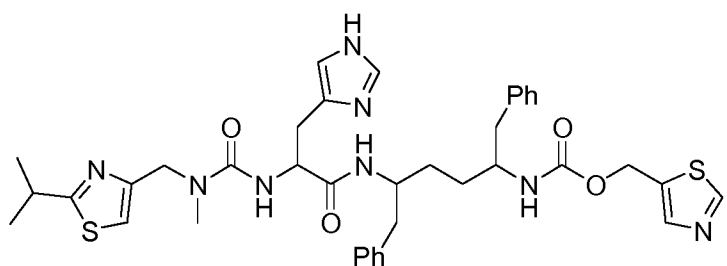
25



30

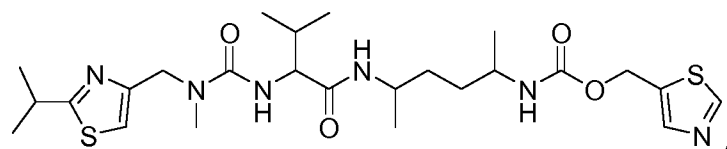
35

40

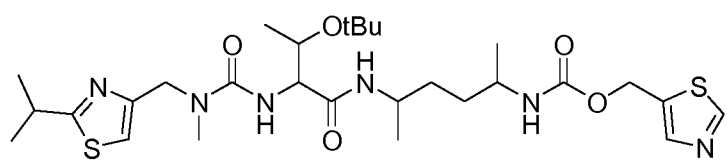


45

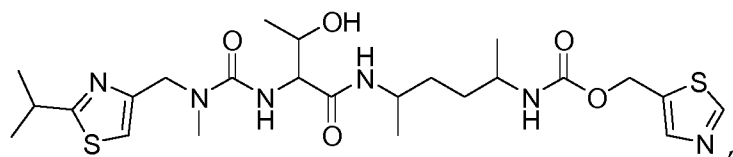
50



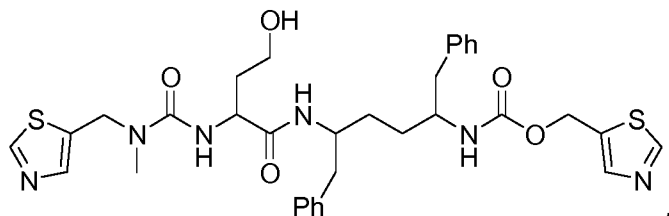
55



5

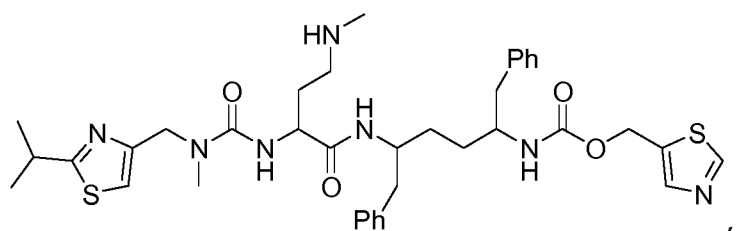


10



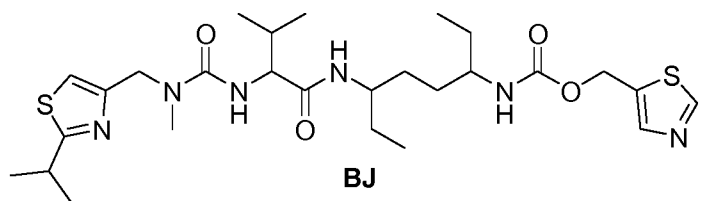
15

20



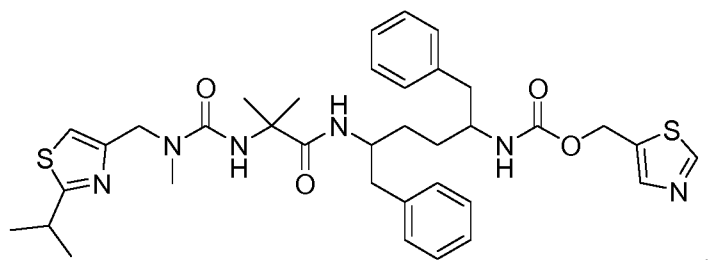
25

30



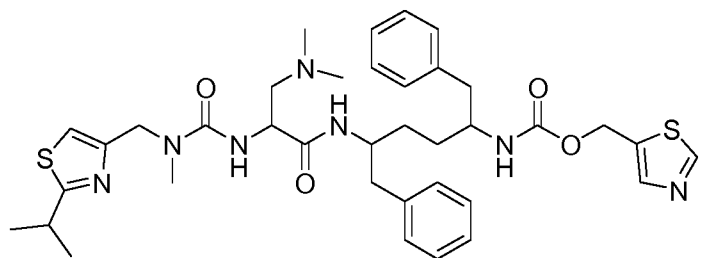
35

40



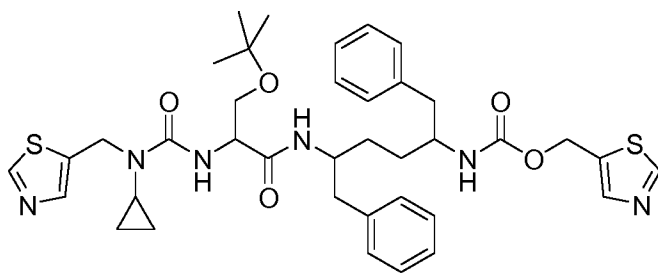
45

50



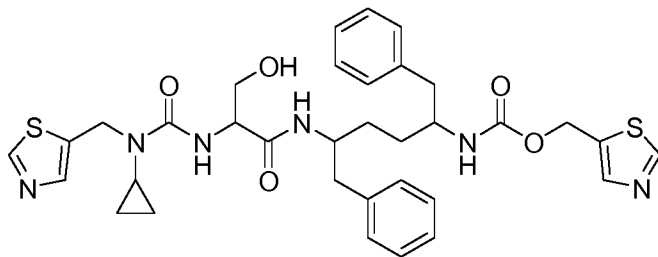
55

5



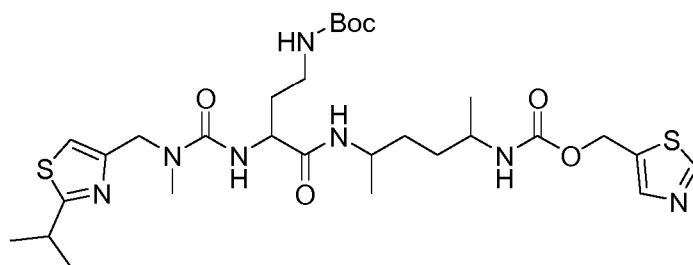
10

15



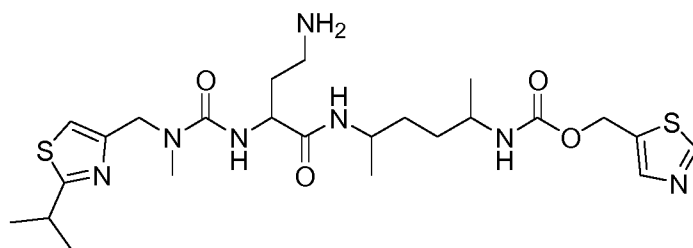
20

25



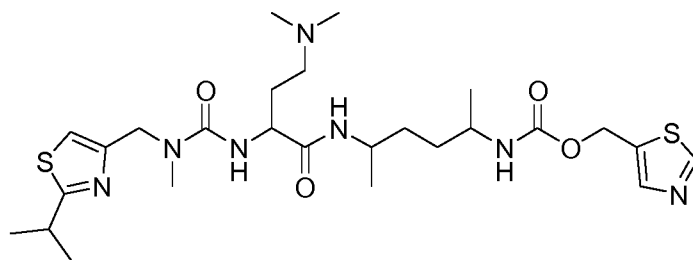
30

35



40

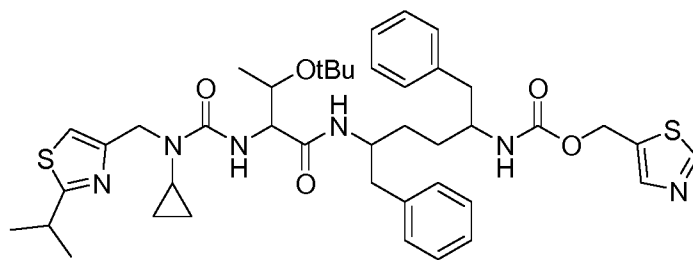
45



50

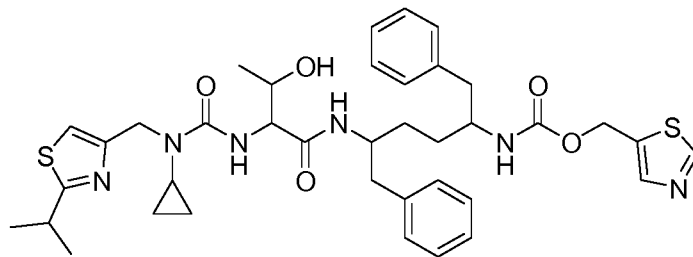
55

5



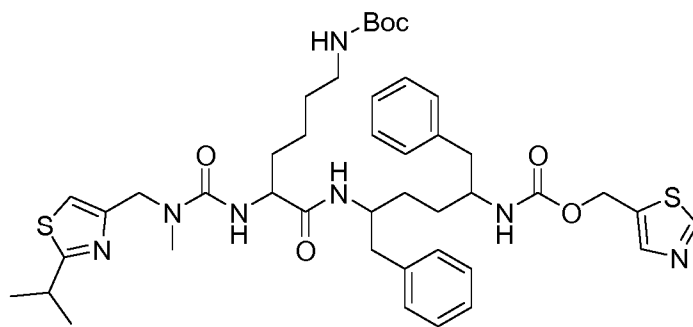
10

15



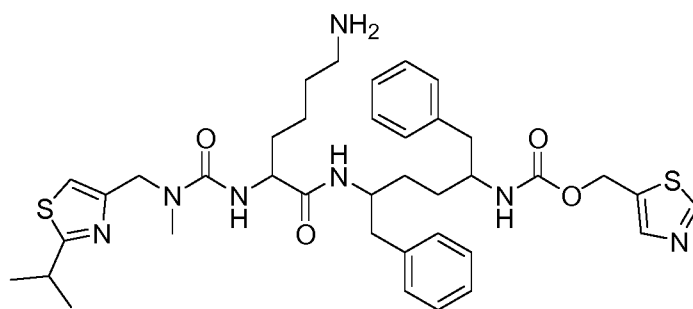
20

25



30

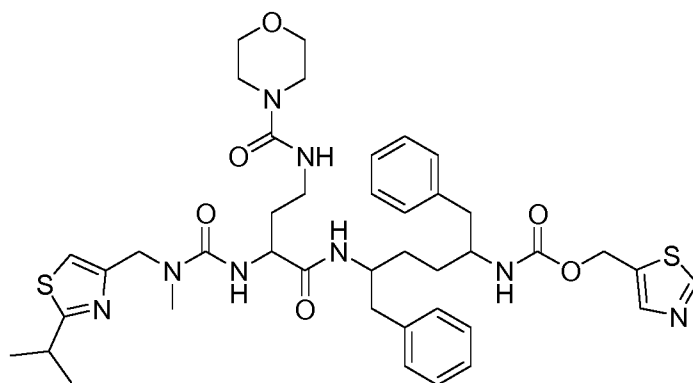
35



40

45

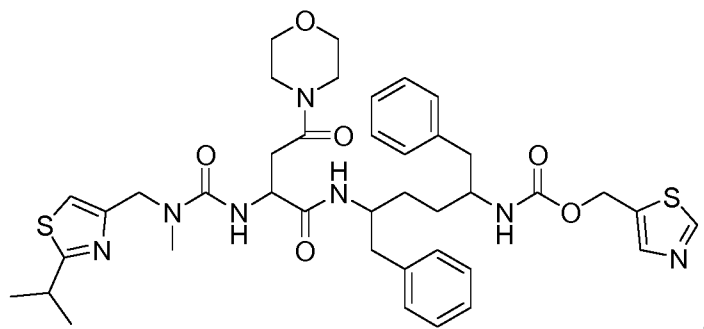
50



55

5

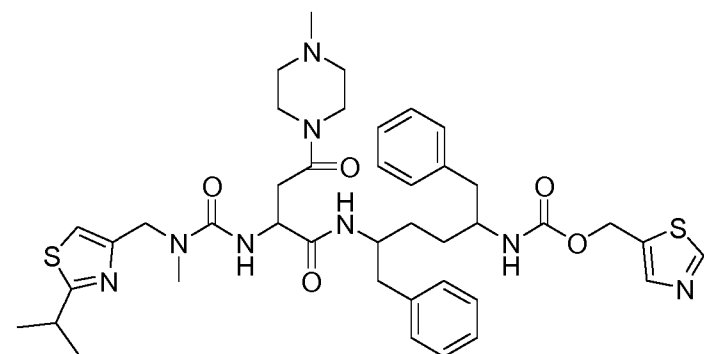
10



15

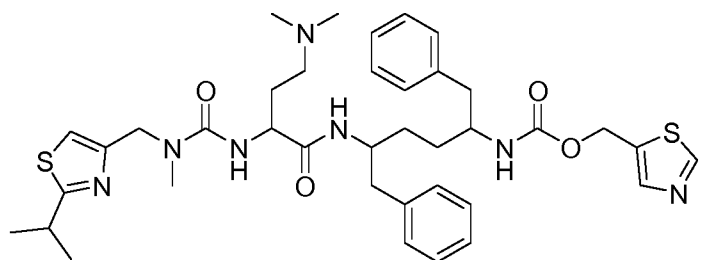
20

25



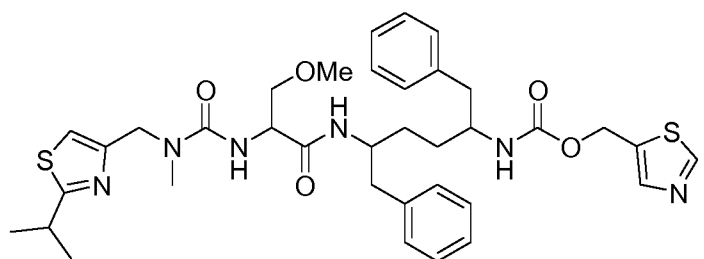
30

35



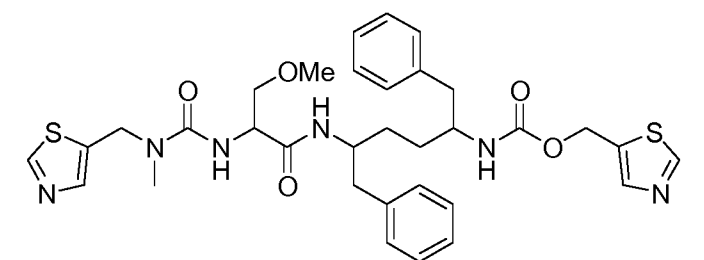
40

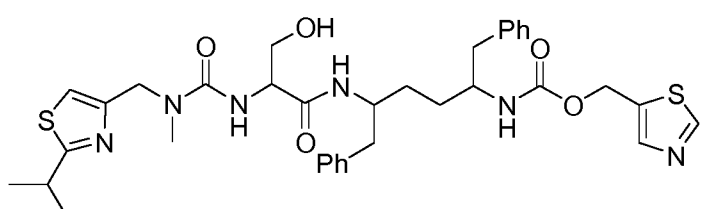
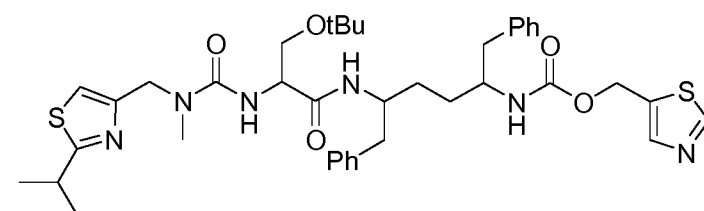
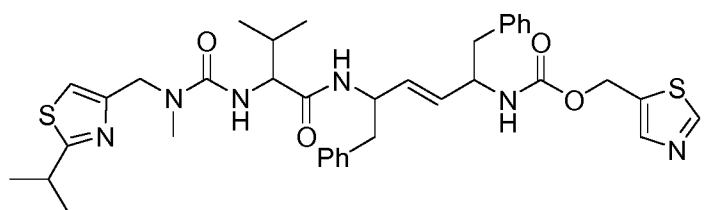
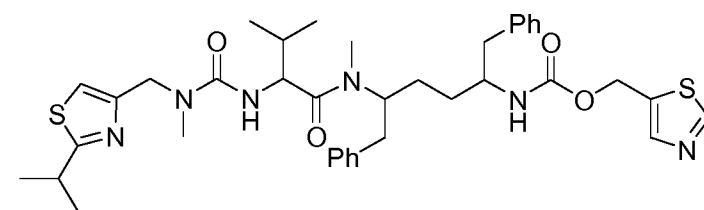
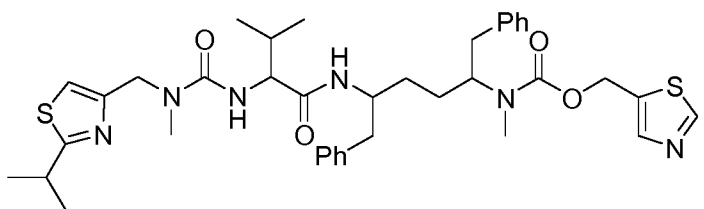
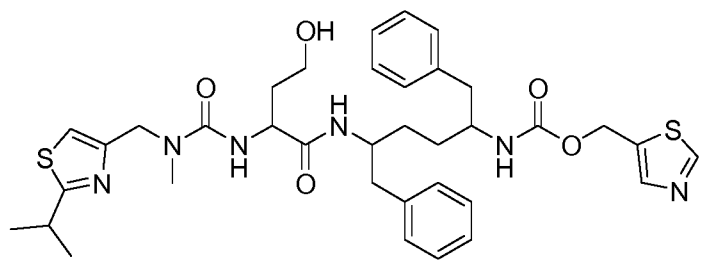
45



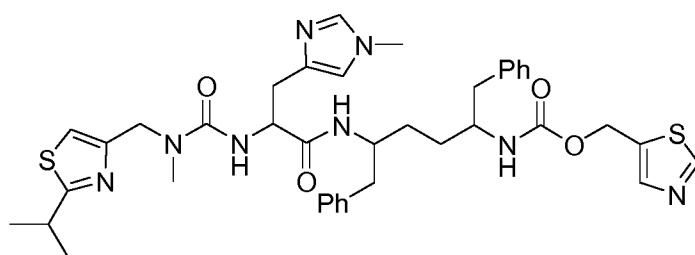
50

55



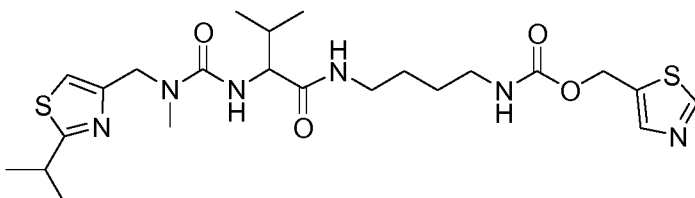


5



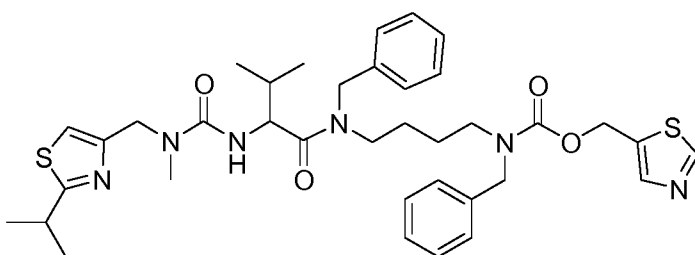
10

15



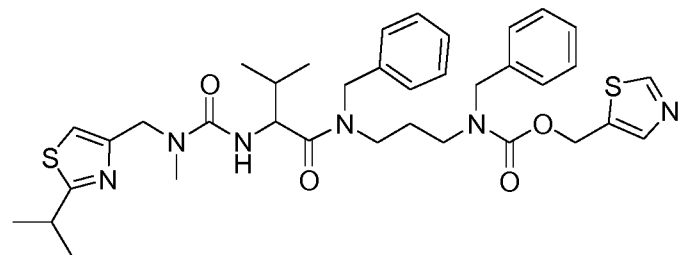
20

25



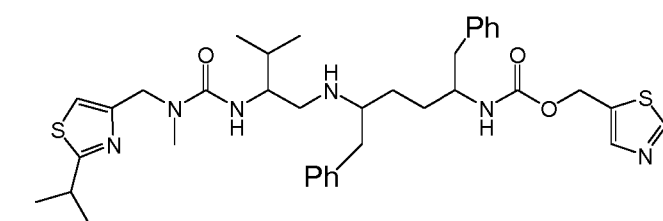
30

35



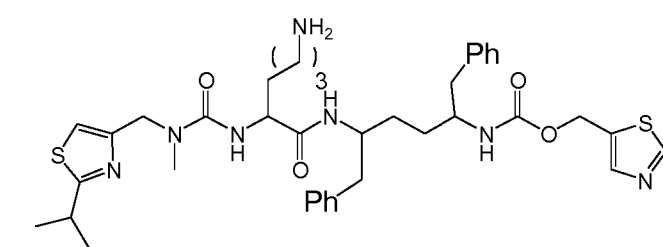
40

45

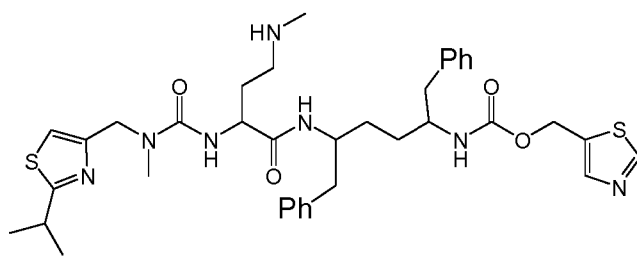


50

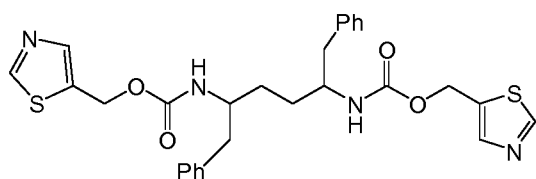
55



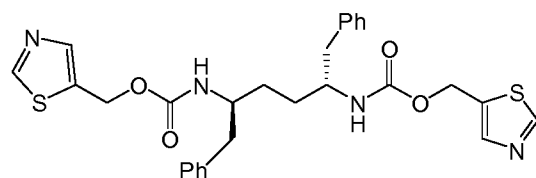
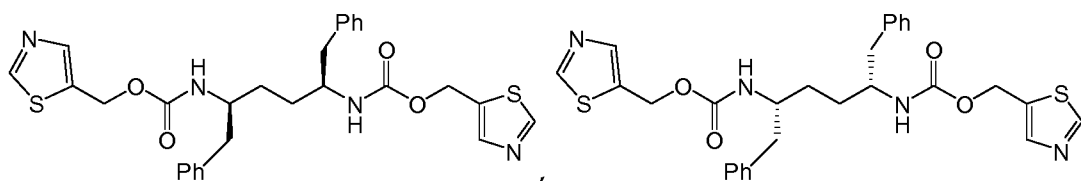
and



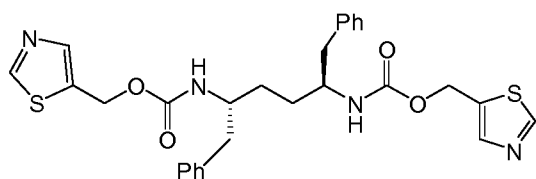
including stereoisomers or mixtures of stereoisomers thereof. One skilled in the art will recognize that stereoisomers or mixtures of stereoisomers of the compounds of the present application include enantiomers, diastereomers, and other stereoisomers. For example, for:



contemplated stereoisomers include at least:

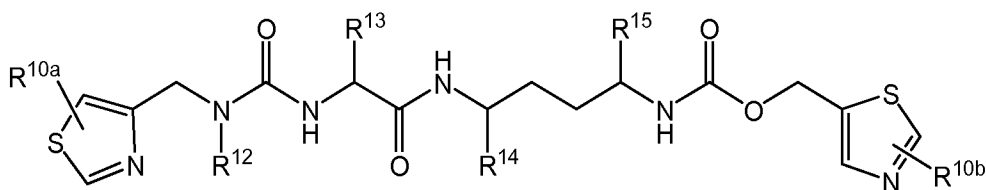


and



as well as mixtures of two or more of these stereoisomers.

[0071] In another embodiment, the compounds of the invention, or pharmaceutically acceptable salts, solvates, stereoisomers and/or esters thereof, have the following structure IIB:

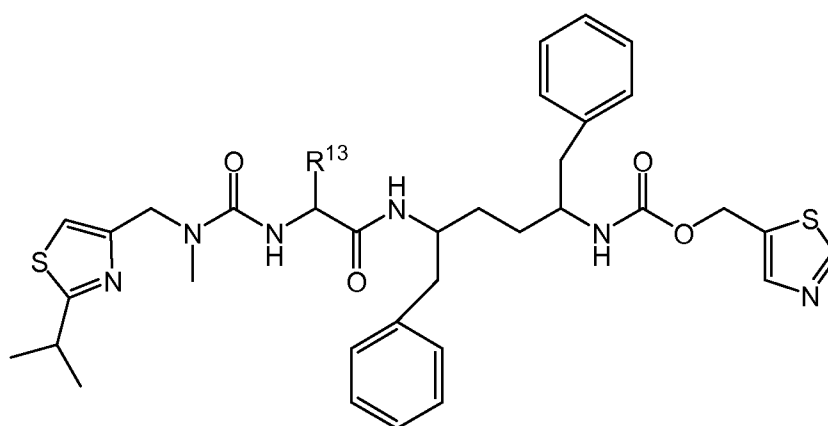


Formula IIB

R^{10a} and R^{10b} are each independently H or -C₁₋₄ alkyl; R¹² is H or -CH₃; R¹³ is -(CH₂)₀₋₃CR¹⁷R¹⁸NR²⁰R²¹, -(CH₂)₀₋₃CR¹⁷R¹⁸NR¹⁷C(O)NR²⁰R²¹, -(CH₂)₁₋₃C(O)R²², -(CH₂)₁₋₃S(O)₂R²² or -(CH₂)₁₋₃-R²³; R¹⁴ and R¹⁵ are each independently H, -C₁₋₄ alkyl or arylalkyl; R¹⁷ and R¹⁸ are each independently H or -C₁₋₃ alkyl; R¹⁹ is H, -C₁₋₄ alkyl or arylalkyl; R²⁰ and R²¹ are each independently H, -C₁₋₃ alkyl, -C(O)R¹⁷ or -S(O)₂R¹⁷; or R²⁰ and R²¹, taken together with the nitrogen atom to which they are attached, form an unsubstituted or substituted 5-6 membered heterocyclyl ring containing 1-2 heteroatoms selected from the group consisting of N and O; R²² is H, -C₁₋₃ alkyl, -OR¹⁹ or -NR²⁰R²¹; and R²³ is an unsubstituted or substituted 5-6 membered heterocyclyl ring containing 1-2 heteroatoms selected from the group consisting of N and O.

[0072] In still another embodiment of the compounds of Formula IIB, R¹³ is -(CH₂)₀₋₃CR¹⁷R¹⁸NR²⁰R²¹, -(CH₂)₀₋₃CR¹⁷R¹⁸NR¹⁷C(O)NR²⁰R²¹, or -(CH₂)₁₋₃-R²³ wherein R²⁰ and R²¹ form a 5-6 membered heterocyclyl ring containing 1-2 heteroatoms selected from the group consisting of N and O or R²³ is an unsubstituted or substituted 5-6 membered heterocyclyl ring containing 1-2 heteroatoms selected from the group consisting of N and O, and the 5-6 membered heterocyclyl ring is optionally substituted with a C₁₋₂ alkyl.

[0073] In another embodiment, the compounds of Formula IIB, or pharmaceutically acceptable salts, solvates, stereoisomers and/or esters thereof, have the following structure IIC:



Formula IIC

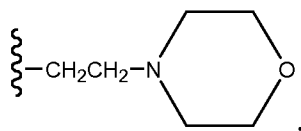
wherein: R¹³ is -(CH₂)₀₋₃CR¹⁷R¹⁸NR²⁰R²¹, -(CH₂)₀₋₃CR¹⁷R¹⁸NR¹⁷C(O)NR²⁰R²¹, -(CH₂)₁₋₃C(O)R²² or -(CH₂)₁₋₃-R²³; R¹⁷ and R¹⁸ are each independently H or C₁₋₃ alkyl; R¹⁹ is H, -C₁₋₄ alkyl or arylalkyl; R²⁰ and R²¹ are each independently H, -C₁₋₃ alkyl, -C(O)R¹⁷ or -S(O)₂R¹⁷; or R²⁰ and R²¹, taken together with the nitrogen atom to which they are attached, form a 5-6 membered heterocyclyl ring containing 1-2 heteroatoms selected from the group consisting of N and O; R²² is H, -C₁₋₃ alkyl, -OR¹⁹ or -NR²⁰R²¹; and R²³ is a 5-6 membered heterocyclyl ring containing 1-2 heteroatoms selected from the group consisting of N and O.

[0074] In still another embodiment of the compounds of Formula IIC, R¹³ is -(CH₂)₀₋₃CR¹⁷R¹⁸NR²⁰R²¹, -(CH₂)₀₋₃CR¹⁷R¹⁸NR¹⁷C(O)NR²⁰R²¹, or -(CH₂)₁₋₃-R²³ wherein R²⁰ and R²¹ form a 5-6 membered heterocyclyl ring containing 1-2 heteroatoms selected from the group consisting of N and O or R²³ is an unsubstituted or substituted 5-6 membered heterocyclyl ring containing 1-2 heteroatoms selected from the group consisting of N and O, and the 5-6 membered heterocyclyl ring is optionally substituted with a C₁₋₂ alkyl.

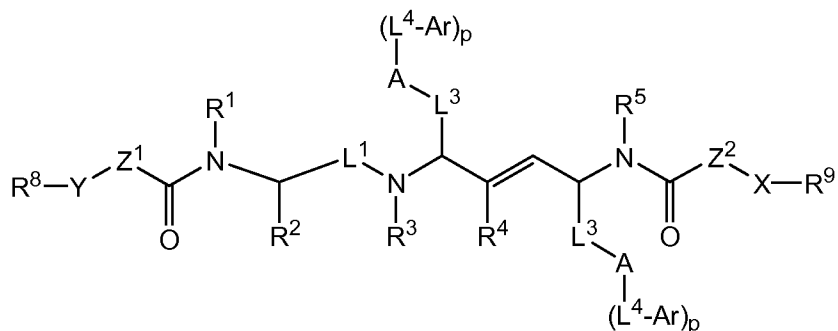
[0075] In still another embodiment of the compounds of Formula IIC, R¹³ is -(CH₂)₀₋₃CR¹⁷R¹⁸R²⁰R²¹. In a particular embodiment, R¹³ is a C₁₋₄alkylene-NH₂ group, or C₁₋₄alkylene-N(alkyl)₂ group.

[0076] In still another embodiment of the compounds of Formula IIC, R¹³ is -(CH₂)₀₋₃CR¹⁷R¹⁸NR¹⁷C(O)NR²⁰R²¹. In a particular embodiment, R¹³ is a C₁₋₄alkylene-C(O)NH₂ group or C₁₋₄alkylene-C(O)N(alkyl)₂ group.

[0077] In still another embodiment of the compounds of Formula IIC, R¹³ is -CH₂CH₂NHC(O)CH₃ or



[0078] Also disclosed are compounds, or pharmaceutically acceptable salts, solvates, stereoisomers and/or esters thereof, that have the following structure IID:



Formula IID

wherein,

L^1 is selected from the group consisting of $-C(R^6)_2-$, $-C(O)-$, $-S(O_2)-$, $-N(R^7)-C(O)-$, and $-O-C(O)-$;

each L^3 is independently a covalent bond, an alkylene, or substituted alkylene;

each L^4 is independently selected from the group consisting of a covalent bond, alkylene, substituted alkylene, $-O-$, $-CH_2-O-$, and $-NH-$;

each A is independently selected from the group consisting of H, alkyl, substituted alkyl, aryl, substituted aryl, heterocyclyl, and substituted heterocyclyl,

with the proviso that when A is H, p is 0;

Z^1 and Z^2 are each independently $-O-$ or $-N(R^7)-$;

Y and X are independently selected from the group consisting of heterocyclyl and heterocyclylalkyl;

each Ar is independently selected from the group consisting of aryl, substituted aryl, heteroaryl, and substituted heteroaryl;

R^1 , R^3 , and R^5 are each independently selected from the group consisting of H, alkyl, substituted alkyl, arylalkyl, and substituted arylalkyl;

R^2 is independently selected from the group consisting of H, alkyl, substituted alkyl, alkoxyalkyl, hydroxyalkyl, arylheteroalkyl, substituted arylheteroalkyl, arylalkyl, substituted arylalkyl, heterocyclylalkyl, substituted heterocyclylalkyl, aminoalkyl, substituted aminoalkyl, $-alkylene-C(O)-OH$, $-alkylene-C(O)-Oalkyl$, $-alkylene-C(O)amino$, $-alkylene-C(O)-alkyl$;

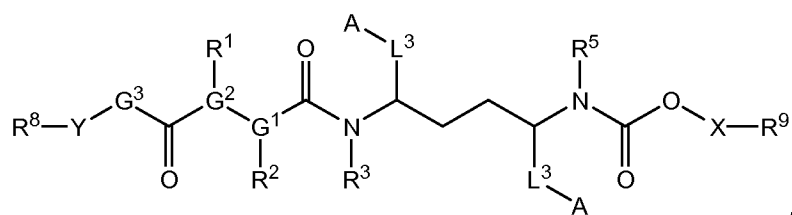
R^4 and R^6 are independently selected from the group consisting of H, alkyl, substituted alkyl, and heteroalkyl;

each R^7 is independently selected from the group consisting of H, alkyl, substituted alkyl, heteroalkyl, carbocyclyl, substituted carbocyclyl, heterocyclyl, and substituted heterocyclyl;

R^8 and R^9 are each one or more substituents independently selected from the group consisting of H, alkyl, substituted alkyl, halogen, aryl, substituted aryl, heterocyclyl, substituted heterocyclyl, and $-CN$; and

each p is independently 0 or 1.

[0079] Also disclosed are compounds, or pharmaceutically acceptable salts, solvates, stereoisomers and/or esters thereof, that have the following structure IV:



wherein,

each L^3 is independently an alkylene or substituted alkylene;

each A is independently an aryl or substituted aryl;

X is heterocyclalkyl;

Y is heterocyclalkyl or alkyl;

G^1 and G^2 are independently CH or N, with the proviso that G^1 and G^2 are different;

G^3 is $-NR^7-$ or $-O-$;

R^1 , R^3 , R^5 , and R^7 are each independently selected from the group consisting of H, alkyl, substituted alkyl, arylalkyl, and substituted arylalkyl;

R^2 is independently selected from the group consisting of substituted alkyl, alkoxyalkyl, hydroxyalkyl, trialkylsiloxyalkyl, heterocyclalkyl, substituted heterocyclalkyl, aminoalkyl, substituted aminoalkyl, $-alkylene-N(R^a)-C(O)-alkyl$, $-alkylene-NR^a-C(O)-N(R^a)_2$, $-alkylene-NR^a-C(=N-R^b)-N(R^a)_2$, $-alkylene-C(=N-R^b)-N(R^a)_2$, $-alkylene-C(O)-OH$, $-alkylene-C(O)-Oalkyl$, and $-alkylene-C(O)-N(R^c)_2$;

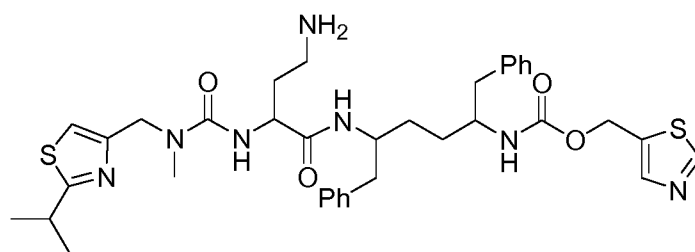
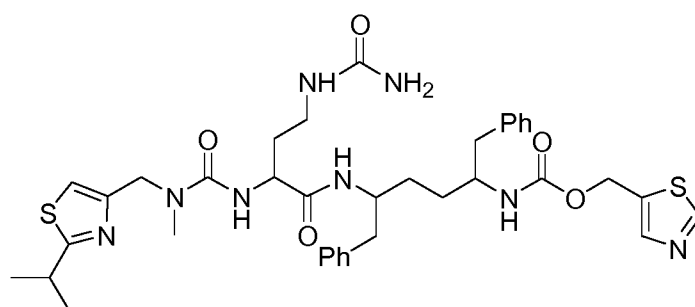
R^8 and R^9 are each one or more substituents independently selected from the group consisting of H, alkyl, substituted alkyl, halogen, and $-CN$;

each R^a is independently selected from the group consisting of H, alkyl, and substituted alkyl;

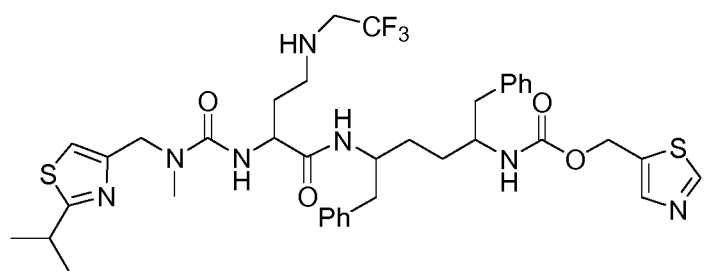
R^b is selected from the group consisting of H, alkyl, substituted alkyl, CN, and $-S(O_2)-alkyl$; and

each R^c is independently selected from the group consisting of H, alkyl, substituted alkyl, heterocyclalkyl, and $-S(O_2)-alkyl$.

[0080] Compounds of Formula IV may have the following structures:

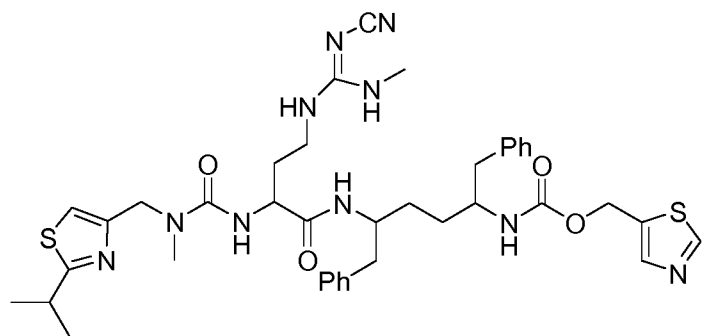


5



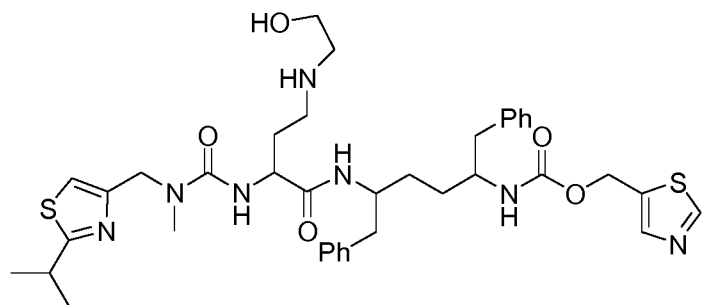
10

15



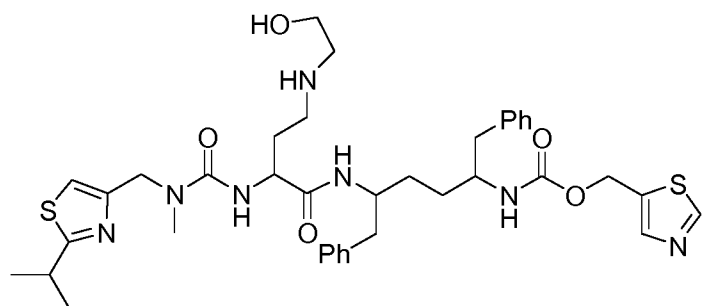
20

25



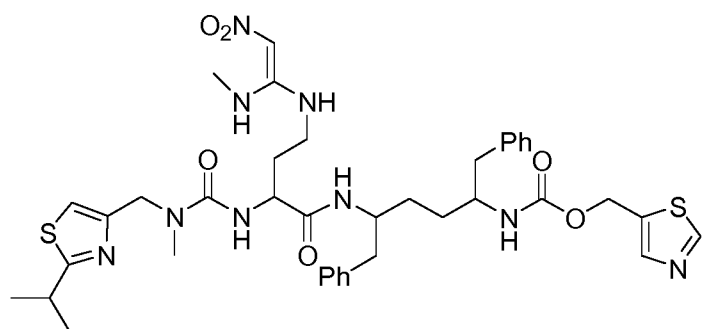
30

35



40

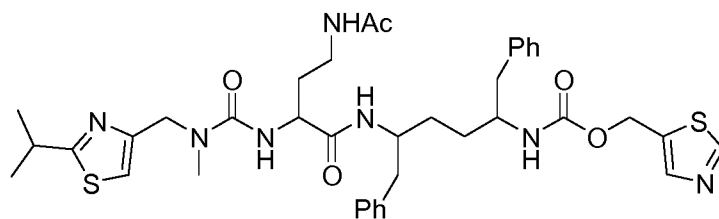
45



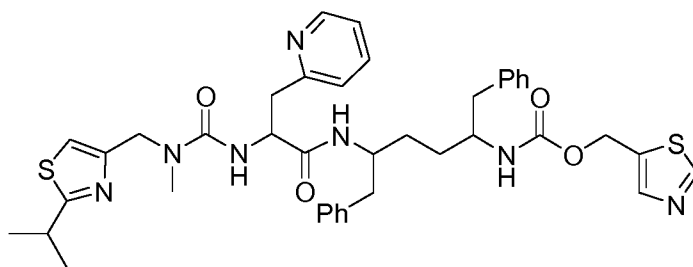
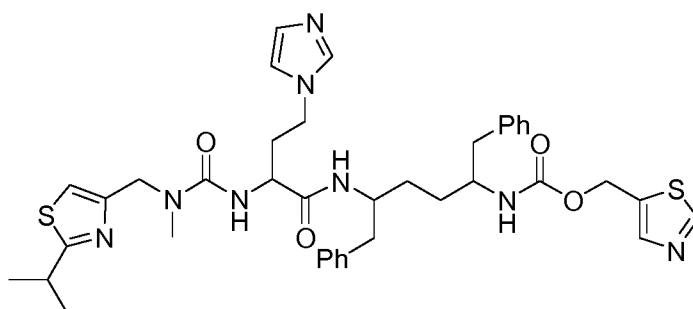
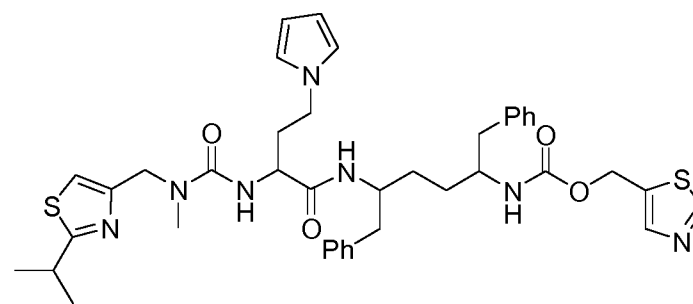
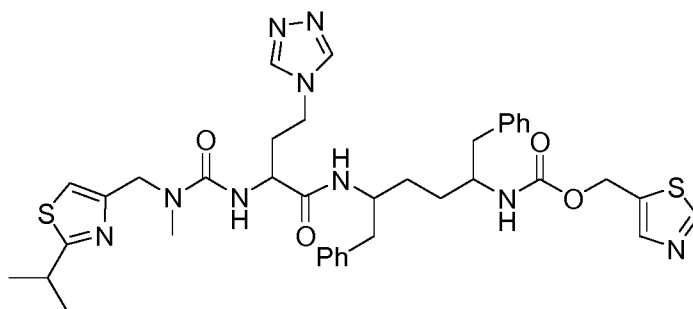
50

55

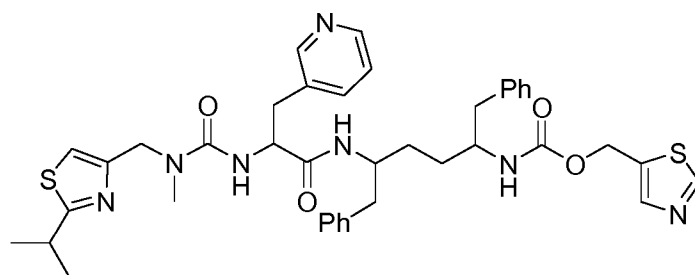
and



[0081] Compounds of Formula IV may have the following structures:

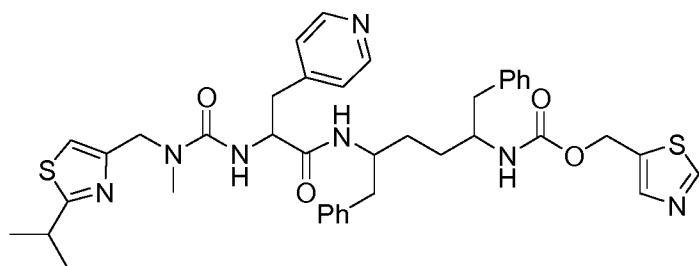


5



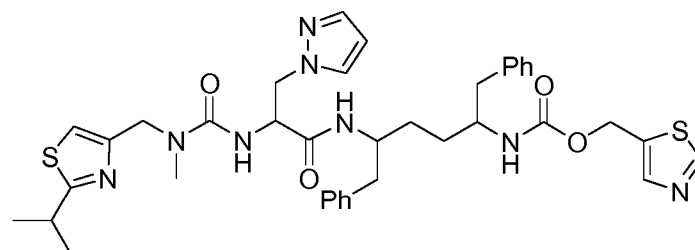
10

15



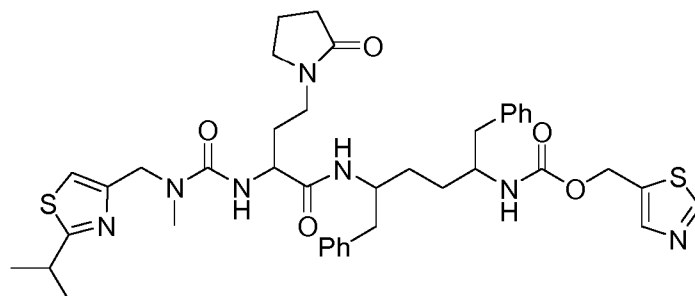
20

25



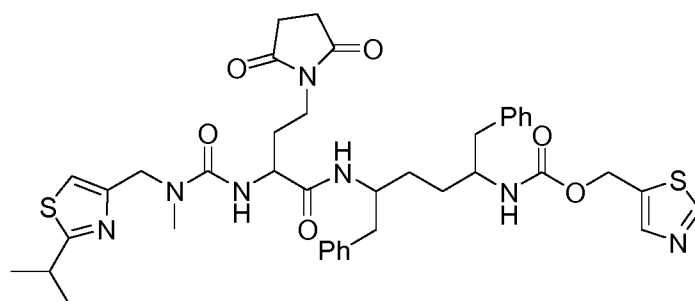
30

35



40

45

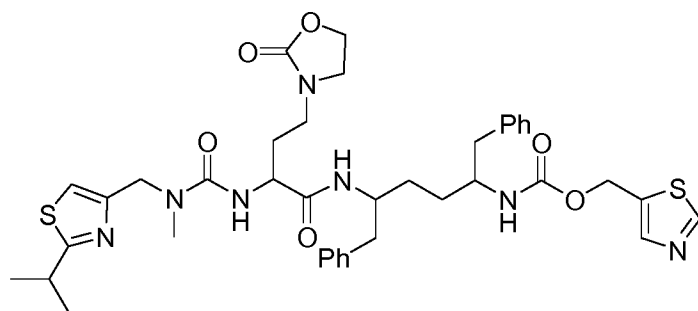


50

55

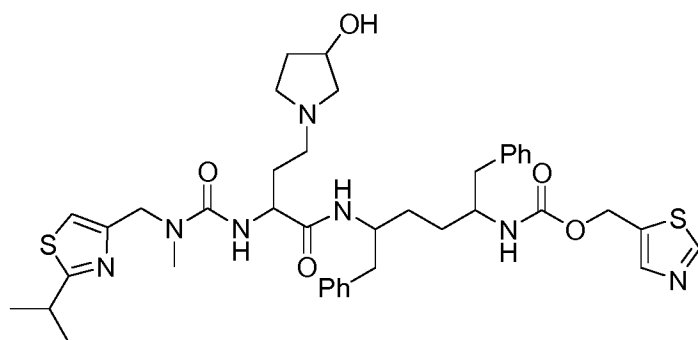
5

10



15

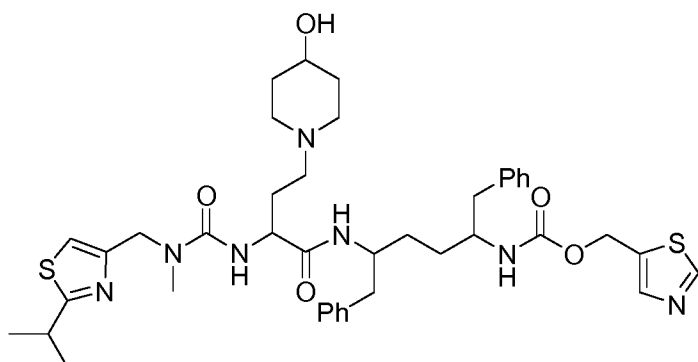
20



25

30

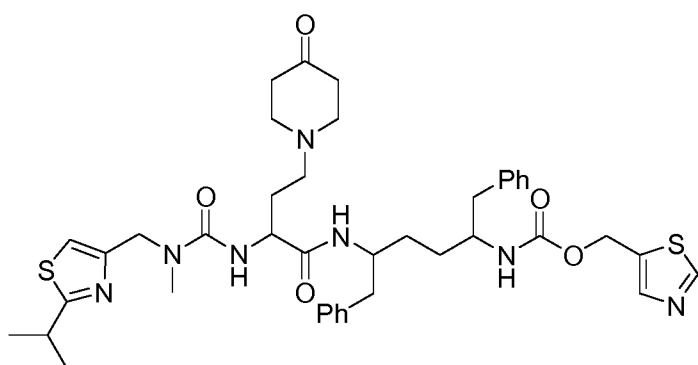
35



40

45

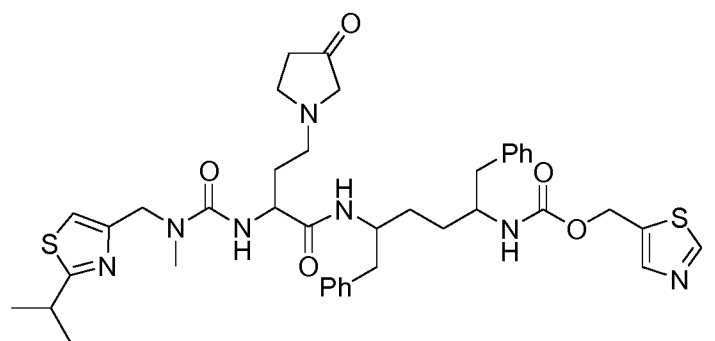
50



55

5

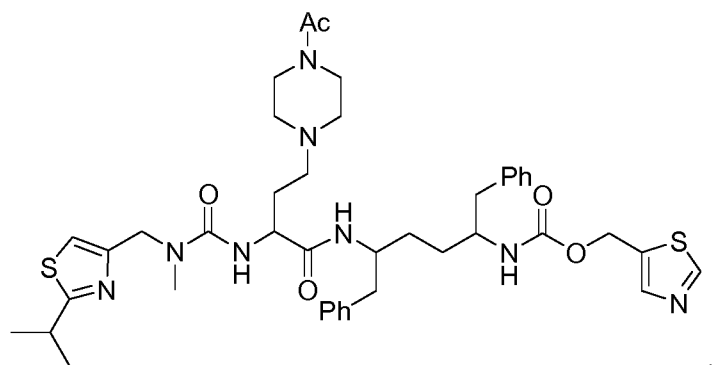
10



15

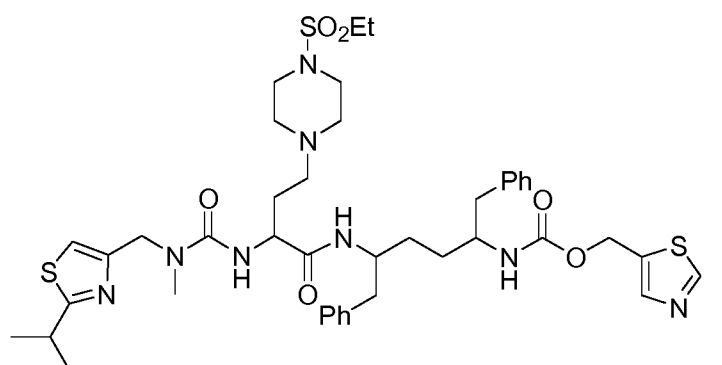
20

25



30

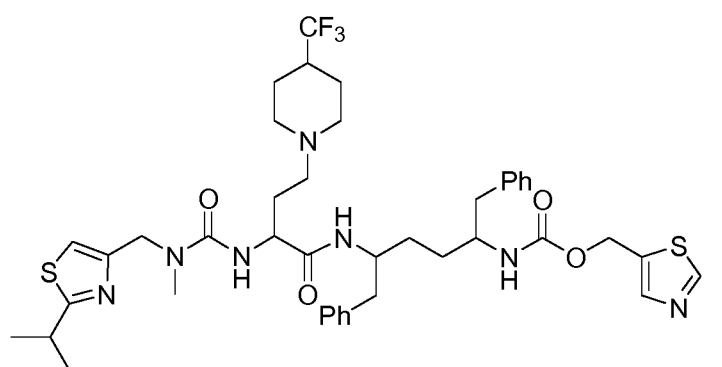
35



40

45

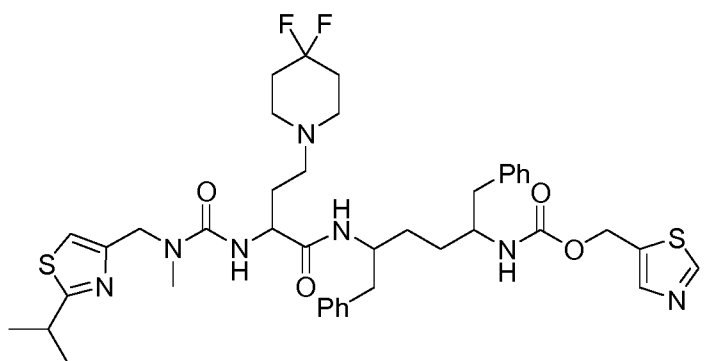
50



55

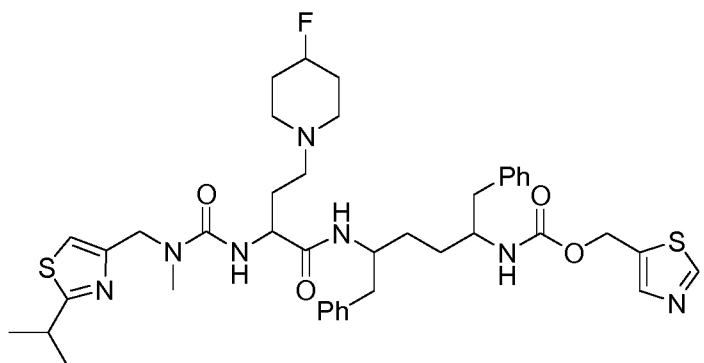
5

10



15

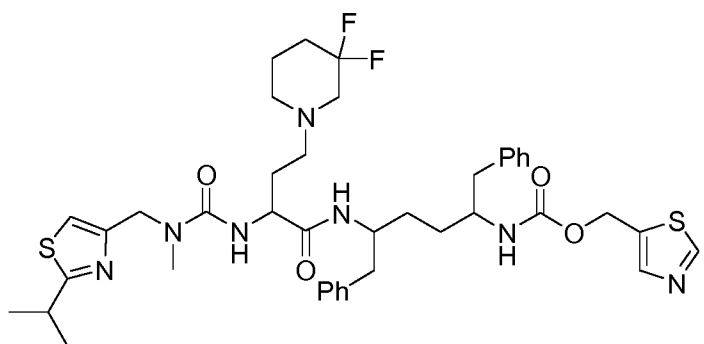
20



25

30

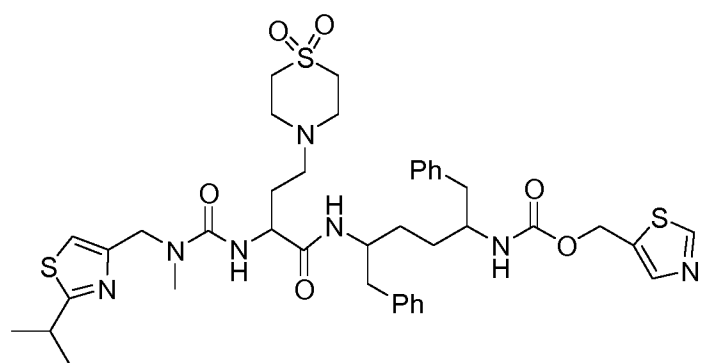
35



40

45

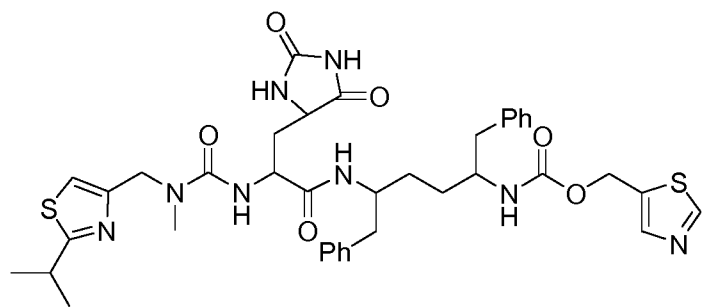
50



55

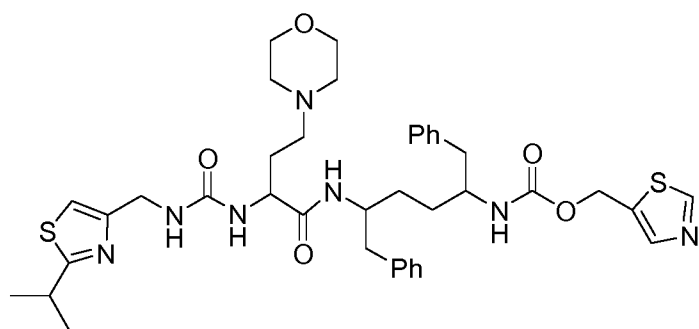
5

10



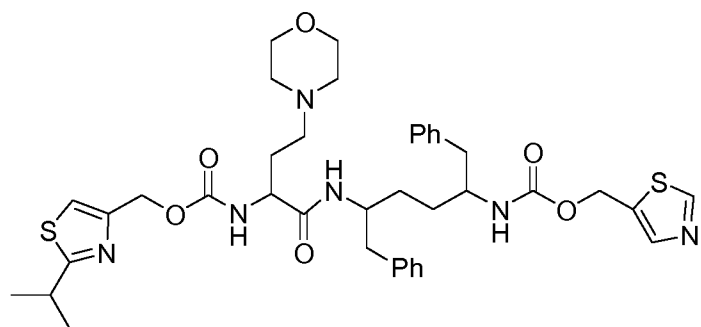
15

20



25

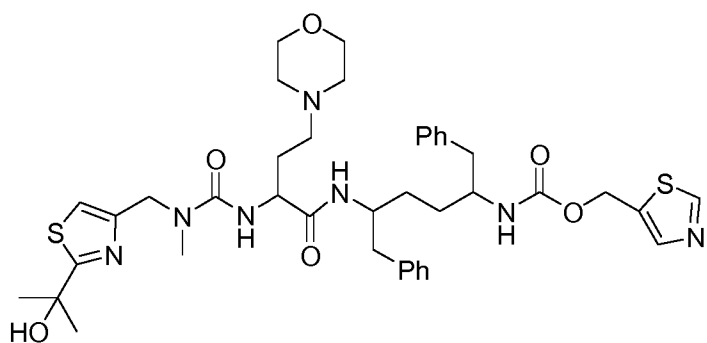
30



35

40

45

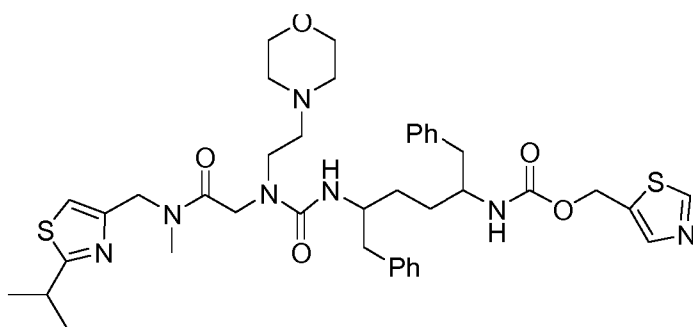


50

55

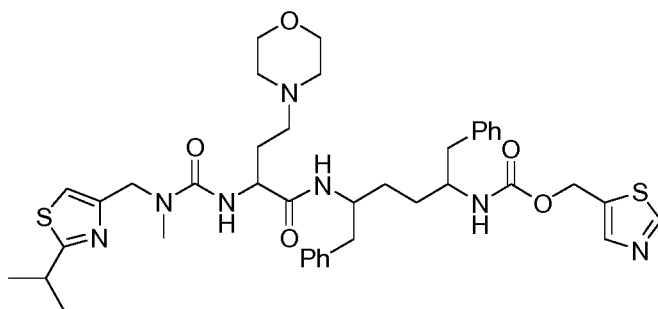
5

10



15

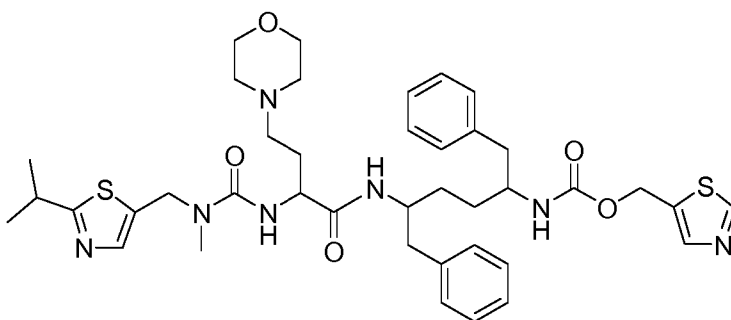
20



25

30

35

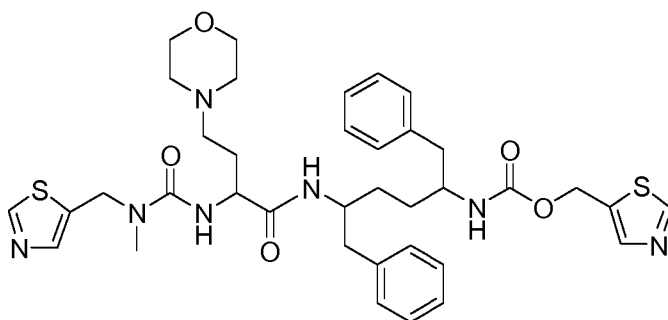


and

40

45

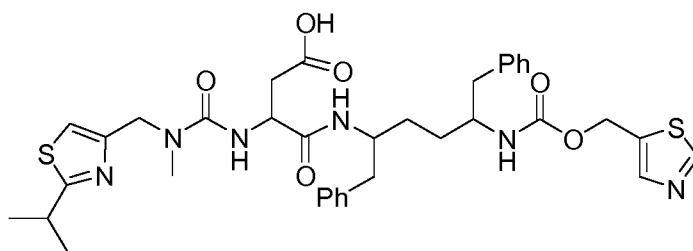
50



[0082] Compounds of formula IV may have the following structures:

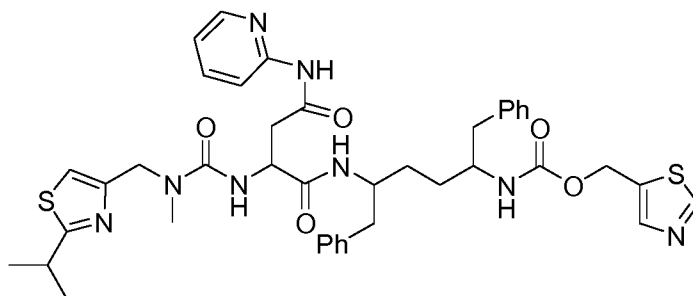
55

5



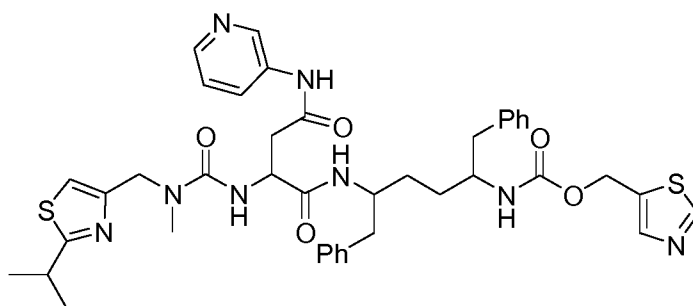
10

15



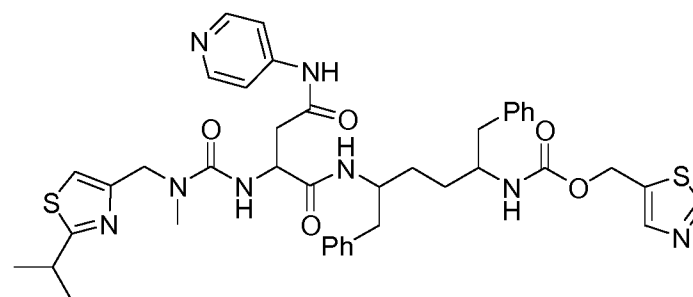
20

25



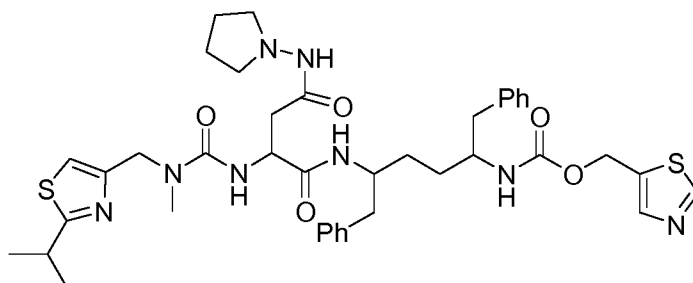
30

35



40

45

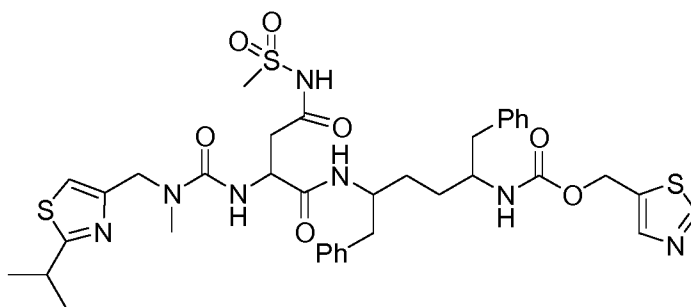


50

55 and

5

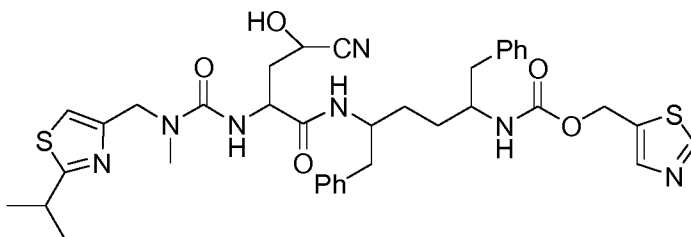
10



[0083] Compounds of the formula IV may have the following structures:

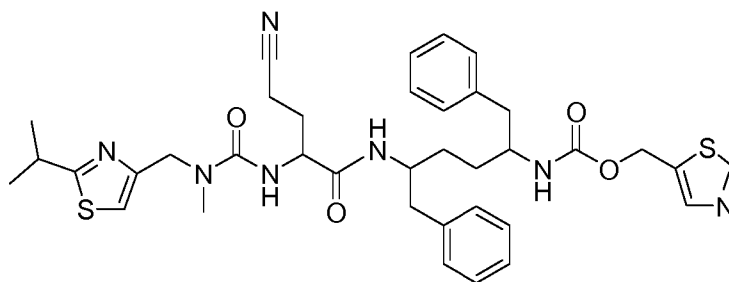
15

20



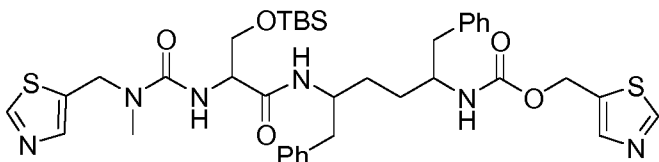
25

30

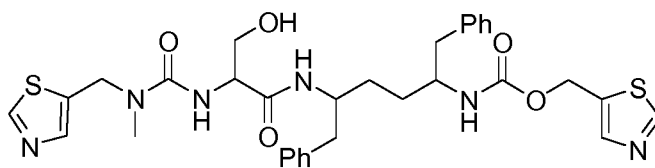


35

40



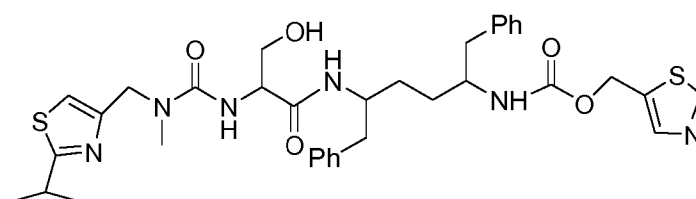
45



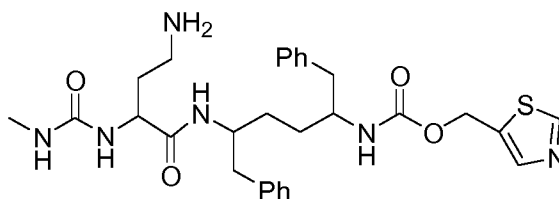
and

50

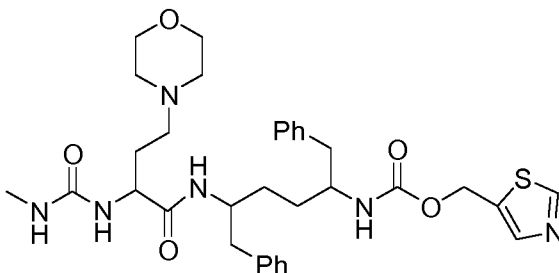
55



[0084] Compounds of formula IV may have the following structures:



and



[0085] In still yet another embodiment, the compound of the present invention has an inhibition activity against P450 at a level equal to or better than the inhibition activity of a compound as represented by an IC_{50} of less than about 2000 nM, less than about 1500 nM, less than about 1000 nM, less than about 900 nM, less than about 800 nM, less than about 700 nM, less than about 650 nM, less than about 600 nM, less than about 550 nM, less than about 500 nM, less than about 400 nM, less than about 350 nM, less than about 300 nM, less than about 250 nM, less than about 200 nM, less than about 100 nM, or less than about 50 nM.

[0086] In still yet another embodiment, the compound of the present invention has an inhibition activity against an isozyme of P450, *e.g.*, 3A in a range represented by IC_{50} from about 2000 nM to about 100 nM, from about 1000 nM to about 100 nM, from about 900 nM to about 200 nM, from about 800 nM to about 300 nM, from about 700 nM to about 200 nM, from about 600 nM to about 200 nM, from about 500 nM to about 200 nM, from about 700 nM to about 300 nM, from about 600 nM to about 300 nM, from about 700 nM to about 400 nM, from about 600 nM to about 400 nM, from about 400 nM to about 100 nM, from about 300 nM to about 100 nM, or from about 600 nM to about 150 nM.

[0087] In still yet another embodiment, the compound of the present invention has an inhibition activity against P450 at a level equal to or better than the inhibition activity of a compound as represented by an IC_{50} of less than about 2000 nM, less than about 1500 nM, less than about 1000 nM, less than about 900 nM, less than about 800 nM, less than about 700 nM, less than about 650 nM, less than about 600 nM, less than about 550 nM, less than about 500 nM, less than about 400 nM, less than about 350 nM, less than about 300 nM, less than about 250 nM, less than about 200 nM, less than about 100 nM, or less than about 50 nM, provided that such compound also does not substantially exhibit biological activities other than its inhibition activity against P450. For example, the compound of the present invention can have a reduced or not significant activity of protease inhibition, including without any limitation a level of protease inhibition as represented by HIV EC_{50} of greater than about 1000 nM, greater than about 900 nM, greater than about 800 nM, greater than about 700 nM, greater than about 600 nM, greater than about 500 nM, greater than about 400 nM, greater than about 300 nM, greater than about 200 nM, greater than about 100 nM, greater than about 50 nM, greater than about 40 nM, greater than about 30 nM, greater than about 20 nM, greater than about 10 nM, greater than about 5 nM, or greater than about 1 nM.

[0088] In yet another embodiment, the compound of the present invention has an inhibition activity specifically against one or more isozymes of P450 including without limitation 1A2, 2B6, 2C8, 2C19, 2C9, 2D6, 2E1, and 3A4, 5, 7, etc.

[0089] In yet another embodiment, the compound of the present invention has an inhibition activity specifically against an isozyme of P450 that is involved in metabolizing anti-viral drugs, *e.g.*, indinavir, nelfinavir, ritonavir, saquinavir etc.

[0090] In still yet another embodiment, the compound of the present invention has an inhibition activity specifically against one or more isozymes of P450, but not the other(s). For example, the compound of the present invention can have an inhibition activity specifically against P450 3A, but a reduced, insubstantial, or minimum inhibition activity against another isozyme of P450, *e.g.*, P450 2C9.

Pharmaceutical Formulations

[0091] The compounds of this invention are formulated with conventional carriers and excipients, which will be selected in accord with ordinary practice. Tablets will contain excipients, glidants, fillers, binders and the like. Aqueous formulations

are prepared in sterile form, and when intended for delivery by other than oral administration generally will be isotonic. All formulations will optionally contain excipients such as those set forth in the Handbook of Pharmaceutical Excipients (1986). Excipients include ascorbic acid and other antioxidants, chelating agents such as EDTA, carbohydrates such as dextrin, hydroxyalkylcellulose, hydroxyalkylmethylcellulose, stearic acid and the like. The pH of the formulations ranges from about 3 to about 11, but is ordinarily about 7 to 10.

[0092] While it is possible for the active ingredients to be administered alone it may be preferable to present them as pharmaceutical formulations. The formulations of the invention, both for veterinary and for human use, comprise at least one active ingredient, e.g. a compound of the present invention, together with one or more acceptable carriers and optionally other therapeutic ingredients. The carrier(s) must be "acceptable" in the sense of being compatible with the other ingredients of the formulation and physiologically innocuous to the recipient thereof.

[0093] The formulations include those suitable for the foregoing administration routes. The formulations may conveniently be presented in unit dosage form and may be prepared by any of the methods well known in the art of pharmacy. Techniques and formulations generally are found in Remington's Pharmaceutical Sciences (Mack Publishing Co., Easton, Pa.). Such methods include the step of bringing into association the active ingredient with the carrier which constitutes one or more accessory ingredients. In general the formulations are prepared by uniformly and intimately bringing into association the active ingredient with liquid carriers or finely divided solid carriers or both, and then, if necessary, shaping the product.

[0094] Formulations of the present invention suitable for oral administration may be presented as discrete units such as capsules, cachets or tablets each containing a predetermined amount of the active ingredient; as a powder or granules; as a solution or a suspension in an aqueous or non-aqueous liquid; or as an oil-in-water liquid emulsion or a water-in-oil liquid emulsion. The active ingredient may also be administered as a bolus, electuary or paste.

[0095] A tablet is made by compression or molding, optionally with one or more accessory ingredients. Compressed tablets may be prepared by compressing in a suitable machine the active ingredient in a free-flowing form such as a powder or granules, optionally mixed with a binder, lubricant, inert diluent, preservative, surface active or dispersing agent. Molded tablets may be made by molding in a suitable machine a mixture of the powdered active ingredient moistened with an inert liquid diluent. The tablets may optionally be coated or scored and optionally are formulated so as to provide slow or controlled release of the active ingredient.

[0096] For administration to the eye or other external tissues e.g., mouth and skin, the formulations are preferably applied as a topical ointment or cream containing the active ingredient(s) in an amount of, for example, 0.075 to 20% w/w (including active ingredient(s) in a range between 0.1% and 20% in increments of 0.1% w/w such as 0.6% w/w, 0.7% w/w, etc.), preferably 0.2 to 15% w/w and most preferably 0.5 to 10% w/w. When formulated in an ointment, the active ingredients may be employed with either a paraffinic or a water-miscible ointment base. Alternatively, the active ingredients may be formulated in a cream with an oil-in-water cream base.

[0097] If desired, the aqueous phase of the cream base may include, for example, at least 30% w/w of a polyhydric alcohol, *i.e.* an alcohol having two or more hydroxyl groups such as propylene glycol, butane 1,3-diol, mannitol, sorbitol, glycerol and polyethylene glycol (including PEG 400) and mixtures thereof. The topical formulations may desirably include a compound which enhances absorption or penetration of the active ingredient through the skin or other affected areas. Examples of such dermal penetration enhancers include dimethyl sulfoxide and related analogs.

[0098] The oily phase of the emulsions of this invention may be constituted from known ingredients in a known manner. While the phase may comprise merely an emulsifier (otherwise known as an emulgent), it desirably comprises a mixture of at least one emulsifier with a fat or an oil or with both a fat and an oil. Preferably, a hydrophilic emulsifier is included together with a lipophilic emulsifier which acts as a stabilizer. It is also preferred to include both an oil and a fat. Together, the emulsifier(s) with or without stabilizer(s) make up the so-called emulsifying wax, and the wax together with the oil and fat make up the so-called emulsifying ointment base which forms the oily dispersed phase of the cream formulations.

[0099] Emulgents and emulsion stabilizers suitable for use in the formulation of the invention include Tween® 60, Span® 80, cetostearyl alcohol, benzyl alcohol, myristyl alcohol, glyceryl mono-stearate and sodium lauryl sulfate.

[0100] The choice of suitable oils or fats for the formulation is based on achieving the desired cosmetic properties. The cream should preferably be a non-greasy, non-staining and washable product with suitable consistency to avoid leakage from tubes or other containers. Straight or branched chain, mono- or dibasic alkyl esters such as di-isoadipate, isocetyl stearate, propylene glycol diester of coconut fatty acids, isopropyl myristate, decyl oleate, isopropyl palmitate, butyl stearate, 2-ethylhexyl palmitate or a blend of branched chain esters known as Crodamol CAP may be used, the last three being preferred esters. These may be used alone or in combination depending on the properties required. Alternatively, high melting point lipids such as white soft paraffin and/or liquid paraffin or other mineral oils are used.

[0101] Pharmaceutical formulations according to the present invention comprise one or more compounds of the invention together with one or more pharmaceutically acceptable carriers or excipients and optionally other therapeutic agents. Pharmaceutical formulations containing the active ingredient may be in any form suitable for the intended method of administration. When used for oral use for example, tablets, troches, lozenges, aqueous or oil suspensions, dispersible powders or granules, emulsions, hard or soft capsules, syrups or elixirs may be prepared. Compositions intended for

oral use may be prepared according to any method known to the art for the manufacture of pharmaceutical compositions and such compositions may contain one or more agents including sweetening agents, flavoring agents, coloring agents and preserving agents, in order to provide a palatable preparation. Tablets containing the active ingredient in admixture with non-toxic pharmaceutically acceptable excipient which are suitable for manufacture of tablets are acceptable. These excipients may be, for example, inert diluents, such as calcium or sodium carbonate, lactose, lactose monohydrate, croscarmellose sodium, povidone, calcium or sodium phosphate; granulating and disintegrating agents, such as maize starch, or alginic acid; binding agents, such as cellulose, microcrystalline cellulose, starch, gelatin or acacia; and lubricating agents, such as magnesium stearate, stearic acid or talc. Tablets may be uncoated or may be coated by known techniques including microencapsulation to delay disintegration and adsorption in the gastrointestinal tract and thereby provide a sustained action over a longer period. For example, a time delay material such as glyceryl monostearate or glyceryl distearate alone or with a wax may be employed.

[0102] Formulations for oral use may be also presented as hard gelatin capsules where the active ingredient is mixed with an inert solid diluent, for example calcium phosphate or kaolin, or as soft gelatin capsules wherein the active ingredient is mixed with water or an oil medium, such as peanut oil, liquid paraffin or olive oil.

[0103] Aqueous suspensions of the invention contain the active materials in admixture with excipients suitable for the manufacture of aqueous suspensions. Such excipients include a suspending agent, such as sodium carboxymethylcellulose, methylcellulose, hydroxypropyl methylcellulose, sodium alginate, polyvinylpyrrolidone, gum tragacanth and gum acacia, and dispersing or wetting agents such as a naturally occurring phosphatide (e.g., lecithin), a condensation product of an alkylene oxide with a fatty acid (e.g., polyoxyethylene stearate), a condensation product of ethylene oxide with a long chain aliphatic alcohol (e.g., heptadecaethyleneoxycetanol), a condensation product of ethylene oxide with a partial ester derived from a fatty acid and a hexitol anhydride (e.g., polyoxyethylene sorbitan monooleate). The aqueous suspension may also contain one or more preservatives such as ethyl or n-propyl p-hydroxy-benzoate, one or more coloring agents, one or more flavoring agents and one or more sweetening agents, such as sucrose or saccharin.

[0104] Oil suspensions may be formulated by suspending the active ingredient in a vegetable oil, such as arachis oil, olive oil, sesame oil or coconut oil, or in a mineral oil such as liquid paraffin. The oral suspensions may contain a thickening agent, such as beeswax, hard paraffin or cetyl alcohol. Sweetening agents, such as those set forth herein, and flavoring agents may be added to provide a palatable oral preparation. These compositions may be preserved by the addition of an antioxidant such as ascorbic acid.

[0105] Dispersible powders and granules of the invention suitable for preparation of an aqueous suspension by the addition of water provide the active ingredient in admixture with a dispersing or wetting agent, a suspending agent, and one or more preservatives. Suitable dispersing or wetting agents and suspending agents are exemplified by those disclosed above. Additional excipients, for example sweetening, flavoring and coloring agents, may also be present.

[0106] The pharmaceutical compositions of the invention may also be in the form of oil-in-water emulsions. The oily phase may be a vegetable oil, such as olive oil or arachis oil, a mineral oil, such as liquid paraffin, or a mixture of these. Suitable emulsifying agents include naturally-occurring gums, such as gum acacia and gum tragacanth, naturally occurring phosphatides, such as soybean lecithin, esters or partial esters derived from fatty acids and hexitol anhydrides, such as sorbitan monooleate, and condensation products of these partial esters with ethylene oxide, such as polyoxyethylene sorbitan monooleate. The emulsion may also contain sweetening and flavoring agents. Syrups and elixirs may be formulated with sweetening agents, such as glycerol, sorbitol or sucrose. Such formulations may also contain a demulcent, a preservative, a flavoring or a coloring agent.

[0107] The pharmaceutical compositions of the invention may be in the form of a sterile injectable preparation, such as a sterile injectable aqueous or oleaginous suspension. This suspension may be formulated according to the known art using those suitable dispersing or wetting agents and suspending agents which have been mentioned herein. The sterile injectable preparation may also be a sterile injectable solution or suspension in a non-toxic parenterally acceptable diluent or solvent, such as a solution in 1,3-butane-diol or prepared as a lyophilized powder. Among the acceptable vehicles and solvents that may be employed are water, Ringer's solution and isotonic sodium chloride solution. In addition, sterile fixed oils may conventionally be employed as a solvent or suspending medium. For this purpose any bland fixed oil may be employed including synthetic mono- or diglycerides. In addition, fatty acids such as oleic acid may likewise be used in the preparation of injectables.

[0108] The amount of active ingredient that may be combined with the carrier material to produce a single dosage form will vary depending upon the host treated and the particular mode of administration. For example, a time-release formulation intended for oral administration to humans may contain approximately 1 to 1000 mg of active material compounded with an appropriate and convenient amount of carrier material which may vary from about 5 to about 95% of the total compositions (weight:weight). The pharmaceutical composition can be prepared to provide easily measurable amounts for administration. For example, an aqueous solution intended for intravenous infusion may contain from about 3 to 500 µg of the active ingredient per milliliter of solution in order that infusion of a suitable volume at a rate of about 30 mL/hr can occur.

[0109] Formulations suitable for administration to the eye include eye drops wherein the active ingredient is dissolved

or suspended in a suitable carrier, especially an aqueous solvent for the active ingredient. The active ingredient is preferably present in such formulations in a concentration of 0.5 to 20%, advantageously 0.5 to 10% particularly about 1.5% w/w.

[0110] Formulations suitable for topical administration in the mouth include lozenges comprising the active ingredient in a flavored basis, usually sucrose and acacia or tragacanth; pastilles comprising the active ingredient in an inert basis such as gelatin and glycerin, or sucrose and acacia; and mouthwashes comprising the active ingredient in a suitable liquid carrier.

[0111] Formulations for rectal administration may be presented as a suppository with a suitable base comprising for example cocoa butter or a salicylate.

[0112] Formulations suitable for intrapulmonary or nasal administration have a particle size for example in the range of 0.1 to 500 μm (including particle sizes in a range between 0.1 and 500 μm in increments such as 0.5 μm , 1 μm , 30 μm , 35 μm , etc.), which is administered by rapid inhalation through the nasal passage or by inhalation through the mouth so as to reach the alveolar sacs. Suitable formulations include aqueous or oily solutions of the active ingredient. Formulations suitable for aerosol or dry powder administration may be prepared according to conventional methods and may be delivered with other therapeutic agents such as compounds heretofore used in the treatment or prophylaxis of infections as described herein.

[0113] Formulations suitable for vaginal administration may be presented as pessaries, tampons, creams, gels, pastes, foams or spray formulations containing in addition to the active ingredient such carriers as are known in the art to be appropriate.

[0114] Formulations suitable for parenteral administration include aqueous and non-aqueous sterile injection solutions which may contain anti-oxidants, buffers, bacteriostats and solutes which render the formulation isotonic with the blood of the intended recipient; and aqueous and non-aqueous sterile suspensions which may include suspending agents and thickening agents.

[0115] The formulations are presented in unit-dose or multi-dose containers, for example sealed ampoules and vials, and may be stored in a freeze-dried (lyophilized) condition requiring only the addition of the sterile liquid carrier, for example water for injection, immediately prior to use. Extemporaneous injection solutions and suspensions are prepared from sterile powders, granules and tablets of the kind previously described. Preferred unit dosage formulations are those containing a daily dose or unit daily sub-dose, as herein above recited, or an appropriate fraction thereof, of the active ingredient.

[0116] It should be understood that in addition to the ingredients provided by the present invention the formulations of this invention may include other agents conventional in the art having regard to the type of formulation in question, for example those suitable for oral administration may include flavoring agents.

[0117] The invention further provides veterinary compositions comprising at least one active ingredient, *e.g.*, a compound of the present invention together with a veterinary carrier.

[0118] Veterinary carriers are materials useful for the purpose of administering the composition and may be solid, liquid or gaseous materials which are otherwise inert or acceptable in the veterinary art and are compatible with the active ingredient. These veterinary compositions may be administered orally, parenterally or by any other desired route.

[0119] Compounds of the invention can also be formulated to provide controlled release of the active ingredient to allow less frequent dosing or to improve the pharmacokinetic or toxicity profile of the active ingredient. Accordingly, the invention also provided compositions comprising one or more compounds of the invention formulated for sustained or controlled release.

[0120] The effective dose of an active ingredient depends at least on the nature of the condition being treated, toxicity, whether the compound is being used prophylactically (lower doses) or against an active disease or condition, the method of delivery, and the pharmaceutical formulation, and will be determined by the clinician using conventional dose escalation studies. The effective dose can be expected to be from about 0.0001 to about 100 mg/kg body weight per day. Typically, from about 0.01 to about 10 mg/kg body weight per day. More typically, from about 0.01 to about 5 mg/kg body weight per day. More typically, from about 0.05 to about 0.5 mg/kg body weight per day. For example, the daily candidate dose for an adult human of approximately 70 kg body weight will range from 1 mg to 1000 mg, or between 5 mg and 500 mg, and may take the form of single or multiple doses.

[0121] In yet another embodiment, the present application discloses pharmaceutical compositions comprising a compound of the present invention, or a pharmaceutically acceptable salt, solvate, and/or ester thereof, and a pharmaceutically acceptable carrier or excipient.

[0122] In yet another embodiment, the present application discloses pharmaceutical compositions comprising a compound of the present invention, or a pharmaceutically acceptable salt, solvate, and/or ester thereof, in combination with at least one additional therapeutic agent, and a pharmaceutically acceptable carrier or excipient.

[0123] According to the present invention, the therapeutic agent used in combination with the compound of the present invention can be any agent having a therapeutic effect when used in combination with the compound of the present invention. For example, the therapeutic agent used in combination with the compound of the present invention can be

any agent that is accessible to oxidative metabolism by cytochrome P450 enzymes, especially cytochrome P450 monooxygenase, e.g., 1A2, 2B6, 2C8, 2C19, 2C9, 2D6, 2E1, 3A4,5,7, etc.

[0124] In another example, the therapeutic agent used in combination with the compound of the present invention can be any anti-viral agent, e.g., anti-HIV, anti-HCV, etc., anti-bacterial agent, anti-fungal agent, immuno-modulator, e.g., immunosuppressant, anti-neoplastic agent, chemotherapeutic agent, agents useful for treating cardiovascular conditions, neurological conditions, etc.

[0125] In yet another example, the therapeutic agent used in combination with the compound of the present invention can be any proton pump inhibitor, antiepileptics, NSAID, oral hypoglycemic agent, angiotensin II, sulfonylureas, beta blocker, antidepressant, antipsychotics, or anesthetics, or a combination thereof.

[0126] In yet another example, the therapeutic agent used in combination with the compound of the present invention can be any 1) macrolide antibiotics, e.g., clarithromycin, erythromycin, telithromycin, 2) anti-arrhythmics, e.g., quinidine=>3-OH, 3) benzodiazepines, e.g., alprazolam, diazepam=>30H, midazolam, triazolam, 4) immune modulators, e.g., cyclosporine, tacrolimus (FK506), 5) HIV antivirals, e.g., indinavir, nelfinavir, ritonavir, saquinavir, 6) prokinetic, e.g., cisapride, 7) antihistamines, e.g., astemizole, chlorpheniramine, terfenadine, 8) calcium channel blockers, e.g., amlodipine, diltiazem, felodipine, lercanidipine, nifedipine, nisoldipine, nitrendipine, verapamil, 9) HMG CoA reductase inhibitors, e.g., atorvastatin, cerivastatin, lovastatin, simvastatin, or 10) steroid 6beta-OH, e.g., estradiol, hydrocortisone, progesterone, testosterone.

[0127] In still yet another example, the therapeutic agent used in combination with the compound of the present invention can be any alfentanil, aprepitant, aripiprazole, buspirone, cafegot, caffeine, TMU, cilostazol, cocaine, codeine-N-demethylation, dapsone, dextromethorphan, docetaxel, domperidone, eplerenone, fentanyl, finasteride, gleevec, haloperidol, irinotecan, LAAM, lidocaine, methadone, nateglinide, ondansetron, pimozide, propranolol, quetiapine, quinine, salmeterol, sildenafil, sirolimus, tamoxifen, taxol, terfenadine, trazodone, vincristine, zaleplon, or zolpidem or a combination thereof.

[0128] In one embodiment, the present application discloses pharmaceutical compositions comprising a compound of the present invention, or a pharmaceutically acceptable salt, solvate, and/or ester thereof, in combination with at least one additional therapeutic agent selected from the group consisting of HIV protease inhibiting compounds, HIV non-nucleoside inhibitors of reverse transcriptase, HIV nucleoside inhibitors of reverse transcriptase, HIV nucleotide inhibitors of reverse transcriptase, HIV integrase inhibitors, non-nucleoside inhibitors of HCV, CCR5 inhibitors, and combinations thereof, and a pharmaceutically acceptable carrier or excipient.

[0129] In another embodiment, the present application provides pharmaceutical compositions comprising a compound of the present invention, or a pharmaceutically acceptable salt, solvate, and/or ester thereof, in combination with at least one additional therapeutic agent selected from the group consisting of amprenavir, atazanavir, fosamprenavir, indinavir, lopinavir, ritonavir, nelfinavir, saquinavir, tipranavir, brexanavir, darunavir, TMC-126, TMC-114, mozenavir (DMP-450), JE-2147 (AG1776), L-756423, RO0334649, KNI-272, DPC-681, DPC-684, GW640385X, DG17, PPL-100, DG35, AG 1859, capravirine, emivirine, delaviridine, efavirenz, nevirapine, (+) calanolide A, etravirine, GW5634, DPC-083, DPC-961, DPC-963, MIV-150, TMC-120, TMC-278 (rilpivirene), BILR 355 BS, VRX 840773, UK-453061, RDEA806, zidovudine, emtricitabine, didanosine, stavudine, zalcitabine, lamivudine, abacavir, amdoxovir, elvucitabine, alovudine, MIV-210, Racivir (\pm -FTC), D-d4FC, phosphazide, fozivudine tidoxil, apricitibine AVX754, amdoxovir, KP-1461, and foslovudine tidoxil (formerly HDP 99.0003), tenofovir disoproxil fumarate, adefovir dipivoxil, GS-9131, curcumin, derivatives of curcumin, chicoric acid, derivatives of chicoric acid, 3,5-dicaffeoylquinic acid, derivatives of 3,5-dicaffeoylquinic acid, aurintricarboxylic acid, derivatives of aurintricarboxylic acid, caffeic acid phenethyl ester, derivatives of caffeic acid phenethyl ester, tyrphostin, derivatives of tyrphostin, quercetin, derivatives of quercetin, S-1360, zintevir (AR-177), L-870812, L-870810, MK-0518 (raltegravir), elvitegravir, BMS-538158, GSK364735C, BMS-707035, MK-2048, BA 011, enfuvirtide, sifuvirtide, FB006M, TRI-1144, AMD-070, SP01A, BMS-488043, BlockAide/ CR, immunitin, benzimidazole derivatives, benzo-1,2,4-thiadiazine derivatives, phenylalanine derivatives, aplaviroc, vicriviroc, and maraviroc, cyclosporine, FK-506, rapamycin, taxol, taxotere, clarithromycin, A-77003, A-80987, MK-639, saquinavir, VX-478, AG1343, DMP-323, XM-450, BILA 2011 BS, BILA 1096 BS, BILA 2185 BS, BMS 186,318, LB71262, SC-52151, SC-629 (N,N-dimethylglycyl-N-(2-hydroxy-3-(((4-methoxyphenyl)sulphonyl)(2-methylpropyl)amino)-1-(phenylmethyl)propyl)-3-methyl-L-valinamide), KNI-272, CGP 53437, CGP 57813 and U-103017 and a pharmaceutically acceptable carrier or excipient.

[0130] In still another embodiment, the present invention provides pharmaceutical compositions comprising a compound of the present invention, or a pharmaceutically acceptable salt, solvate, and/or ester thereof, in combination with two or three additional therapeutic agents. For example, a compound of the present invention, or a pharmaceutically acceptable salt, solvate, and/or ester thereof, is combined with two or three additional therapeutic agents selected from the classes of HIV protease inhibitors, HIV non-nucleoside inhibitors of reverse transcriptase, HIV nucleoside inhibitors of reverse transcriptase, HIV nucleotide inhibitors of reverse transcriptase, and HIV integrase inhibitors. The two or three additional therapeutic agents can be different therapeutic agents selected from the same class of therapeutic agents, or they can be selected from different classes of therapeutic agents. The compounds of the present invention in such

ternary or quaternary combinations can include any of the compounds of Formula I disclosed herein, for example a compounds of Formula IIA-D or Formula IV. In a particular embodiment, the pharmaceutical compositions of the present invention comprises a compound of Formula IV, or a pharmaceutically acceptable salt, solvate, and/or ester thereof, combined with two or three additional therapeutic agents selected from the classes of HIV protease inhibitors, HIV non-nucleoside inhibitors of reverse transcriptase, HIV nucleoside inhibitors of reverse transcriptase, HIV nucleotide inhibitors of reverse transcriptase, and HIV integrase inhibitors. In a still more particular embodiment, the pharmaceutical composition of the present invention comprises Example P, S, or X, or a pharmaceutically acceptable salt, solvate, and/or ester thereof, in combination with two or three additional therapeutic agents selected from the classes of HIV protease inhibitors, HIV non-nucleoside inhibitors of reverse transcriptase, HIV nucleoside inhibitors of reverse transcriptase, HIV nucleotide inhibitors of reverse transcriptase, and HIV integrase inhibitors. For example, such combinations can comprise Example P, S, or X, or a pharmaceutically acceptable salt, solvate, and/or ester thereof in combination with two or three additional therapeutic agents selected from the group consisting of tenofovir disoproxil fumarate, GS-9131, emtricitabine, elvitegravir, efavirenz, atazanavir, darunavir, raltegravir, and rilpivirine (or pharmaceutically acceptable salts, solvates, and/or esters thereof).

[0131] Specific embodiments of ternary combinations comprise, for example, Example P/tenofovir disoproxil fumarate/GS-9131, Example P/tenofovir disoproxil fumarate/emtricitabine, Example P/tenofovir disoproxil fumarate/elvitegravir, Example P/tenofovir disoproxil fumarate/efavirenz, Example P/tenofovir disoproxil fumarate/atazanavir, Example P/tenofovir disoproxil fumarate/darunavir, Example P/tenofovir disoproxil fumarate/raltegravir, Example P/tenofovir disoproxil fumarate/rilpivirine, Example P/GS-9131/emtricitabine, Example P/GS-9131/elvitegravir, Example P/GS-9131/efavirenz, Example P/GS-9131/atazanavir, Example P/GS-9131/darunavir, Example P/GS-9131/raltegravir, Example P/GS-9131/rilpivirine, Example P/emtricitabine/elvitegravir, Example P/emtricitabine/efavirenz, Example P/emtricitabine/atazanavir, Example P/emtricitabine/darunavir, Example P/emtricitabine/raltegravir, Example P/emtricitabine/rilpivirine, Example P/elvitegravir/efavirenz, Example P/elvitegravir/atazanavir, Example P/elvitegravir/darunavir, Example P/elvitegravir/raltegravir, Example P/elvitegravir/rilpivirine, Example P/efavirenz/atazanavir, Example P/efavirenz/darunavir, Example P/efavirenz/raltegravir, Example P/efavirenz/rilpivirine, Example P/atazanavir/darunavir, Example P/atazanavir/raltegravir, Example P/atazanavir/rilpivirine, Example P/darunavir/raltegravir, Example P/darunavir/rilpivirine, Example P/raltegravir/rilpivirine, Example S/tenofovir disoproxil fumarate/GS-9131, Example S/tenofovir disoproxil fumarate/emtricitabine, Example S/tenofovir disoproxil fumarate/elvitegravir, Example S/tenofovir disoproxil fumarate/efavirenz, Example S/tenofovir disoproxil fumarate/atazanavir, Example S/tenofovir disoproxil fumarate/darunavir, Example S/tenofovir disoproxil fumarate/raltegravir, Example S/tenofovir disoproxil fumarate/rilpivirine, Example S/GS-9131/emtricitabine, Example S/GS-9131/elvitegravir, Example S/GS-9131/efavirenz, Example S/GS-9131/atazanavir, Example S/GS-9131/darunavir, Example S/GS-9131/raltegravir, Example S/GS-9131/rilpivirine, Example S/emtricitabine/elvitegravir, Example S/emtricitabine/efavirenz, Example S/emtricitabine/atazanavir, Example S/emtricitabine/darunavir, Example S/emtricitabine/raltegravir, Example S/emtricitabine/rilpivirine, Example S/elvitegravir/efavirenz, Example S/elvitegravir/atazanavir, Example S/elvitegravir/darunavir, Example S/elvitegravir/raltegravir, Example S/elvitegravir/rilpivirine, Example S/efavirenz/atazanavir, Example S/efavirenz/darunavir, Example S/efavirenz/raltegravir, Example S/efavirenz/rilpivirine, Example S/atazanavir/darunavir, Example S/atazanavir/raltegravir, Example S/atazanavir/rilpivirine, Example S/darunavir/raltegravir, Example S/darunavir/rilpivirine, Example S/raltegravir/rilpivirine, Example X/tenofovir disoproxil fumarate/GS-9131, Example X/tenofovir disoproxil fumarate/emtricitabine, Example X/tenofovir disoproxil fumarate/elvitegravir, Example X/tenofovir disoproxil fumarate/efavirenz, Example X/tenofovir disoproxil fumarate/atazanavir, Example X/tenofovir disoproxil fumarate/darunavir, Example X/tenofovir disoproxil fumarate/raltegravir, Example X/tenofovir disoproxil fumarate/rilpivirine, Example X/GS-9131/emtricitabine, Example X/GS-9131/elvitegravir, Example X/GS-9131/efavirenz, Example X/GS-9131/atazanavir, Example X/GS-9131/darunavir, Example X/GS-9131/raltegravir, Example X/GS-9131/rilpivirine, Example X/emtricitabine/elvitegravir, Example X/emtricitabine/efavirenz, Example X/emtricitabine/atazanavir, Example X/emtricitabine/darunavir, Example X/emtricitabine/raltegravir, Example X/emtricitabine/rilpivirine, Example X/elvitegravir/efavirenz, Example X/elvitegravir/atazanavir, Example X/elvitegravir/darunavir, Example X/elvitegravir/raltegravir, Example X/elvitegravir/rilpivirine, Example X/efavirenz/atazanavir, Example X/efavirenz/darunavir, Example X/efavirenz/raltegravir, Example X/efavirenz/rilpivirine, Example X/atazanavir/darunavir, Example X/atazanavir/raltegravir, Example X/atazanavir/rilpivirine, Example X/darunavir/raltegravir, Example X/darunavir/rilpivirine, and Example X/raltegravir/rilpivirine (including pharmaceutically acceptable salts, solvates, and/or esters of any of the above).

[0132] Specific embodiments of quaternary combinations comprise, for example, Example P/tenofovir disoproxil fumarate/GS-9131/emtricitabine, Example P/tenofovir disoproxil fumarate/GS-9131/elvitegravir, Example P/tenofovir disoproxil fumarate/GS-9131/efavirenz, Example P/tenofovir disoproxil fumarate/GS-9131/atazanavir, Example P/tenofovir disoproxil fumarate/GS-9131/darunavir, Example P/tenofovir disoproxil fumarate/GS-9131/raltegravir, Example P/tenofovir disoproxil fumarate/GS-9131/rilpivirine, Example P/tenofovir disoproxil fumarate/emtricitabine/elvitegravir, Example P/tenofovir disoproxil fumarate/emtricitabine/efavirenz, Example P/tenofovir disoproxil fumarate/emtricitabine/atazanavir, Example P/tenofovir disoproxil fumarate/emtricitabine/darunavir, Example P/tenofovir disoproxil fumarate/em-

55

ine/darunavir/rilpivirine, Example S/emtricitabine/raltegravir/rilpivirine, Example S/elvitegravir/efavirenz/atazanavir, Example S/elvitegravir/efavirenz/darunavir, Example S/elvitegravir/efavirenz/raltegravir, Example S/elvitegravir/efavirenz/rilpivirine, Example S/elvitegravir/atazanavir/darunavir, Example S/elvitegravir/atazanavir/raltegravir, Example S/elvitegravir/atazanavir/rilpivirine, Example S/elvitegravir/darunavir/raltegravir, Example S/elvitegravir/darunavir/rilpivirine, Example S/elvitegravir/raltegravir/rilpivirine, Example S/efavirenz/atazanavir/darunavir, Example S/efavirenz/atazanavir/raltegravir, Example S/efavirenz/atazanavir/rilpivirine, Example S/efavirenz/darunavir/raltegravir, Example S/efavirenz/darunavir/rilpivirine, Example S/efavirenz/raltegravir/rilpivirine, Example S/atazanavir/darunavir/raltegravir, Example S/atazanavir/darunavir/rilpivirine, Example S/darunavir/raltegravir/rilpivirine, Example X/tenofovir disoproxil fumarate/GS-9131/emtricitabine, Example X/tenofovir disoproxil fumarate/GS-9131/elvitegravir, Example X/tenofovir disoproxil fumarate/GS-9131/efavirenz, Example X/tenofovir disoproxil fumarate/GS-9131/atazanavir, Example X/tenofovir disoproxil fumarate/GS-9131/darunavir, Example X/tenofovir disoproxil fumarate/GS-9131/raltegravir, Example X/tenofovir disoproxil fumarate/GS-9131/rilpivirine, Example X/tenofovir disoproxil fumarate/emtricitabine/elvitegravir, Example X/tenofovir disoproxil fumarate/emtricitabine/efavirenz, Example X/tenofovir disoproxil fumarate/emtricitabine/atazanavir, Example X/tenofovir disoproxil fumarate/emtricitabine/darunavir, Example X/tenofovir disoproxil fumarate/emtricitabine/raltegravir, Example X/tenofovir disoproxil fumarate/emtricitabine/rilpivirine, Example X/tenofovir disoproxil fumarate/elvitegravir/efavirenz, Example X/tenofovir disoproxil fumarate/elvitegravir/atazanavir, Example X/tenofovir disoproxil fumarate/elvitegravir/darunavir, Example X/tenofovir disoproxil fumarate/elvitegravir/raltegravir, Example X/tenofovir disoproxil fumarate/elvitegravir/rilpivirine, Example X/tenofovir disoproxil fumarate/efavirenz/atazanavir, Example X/tenofovir disoproxil fumarate/efavirenz/darunavir, Example X/tenofovir disoproxil fumarate/efavirenz/raltegravir, Example X/tenofovir disoproxil fumarate/efavirenz/rilpivirine, Example X/tenofovir disoproxil fumarate/atazanavir/raltegravir, Example X/tenofovir disoproxil fumarate/atazanavir/rilpivirine, Example X/tenofovir disoproxil fumarate/darunavir/raltegravir, Example X/tenofovir disoproxil fumarate/darunavir/rilpivirine, Example X/tenofovir disoproxil fumarate/raltegravir/rilpivirine, Example X/GS-9131/emtricitabine/elvitegravir, Example X/GS-9131/emtricitabine/efavirenz, Example X/GS-9131/emtricitabine/atazanavir, Example X/GS-9131/emtricitabine/darunavir, Example X/GS-9131/emtricitabine/raltegravir, Example X/GS-9131/emtricitabine/rilpivirine, Example X/GS-9131/elvitegravir/efavirenz, Example X/GS-9131/elvitegravir/atazanavir, Example X/GS-9131/elvitegravir/darunavir, Example X/GS-9131/elvitegravir/raltegravir, Example X/GS-9131/elvitegravir/rilpivirine, Example X/GS-9131/efavirenz/atazanavir, Example X/GS-9131/efavirenz/darunavir, Example X/GS-9131/efavirenz/raltegravir, Example X/GS-9131/efavirenz/rilpivirine, Example X/GS-9131/atazanavir/darunavir, Example X/GS-9131/atazanavir/raltegravir, Example X/GS-9131/atazanavir/rilpivirine, Example X/GS-9131/darunavir/raltegravir, Example X/GS-9131/darunavir/rilpivirine, Example X/GS-9131/raltegravir/rilpivirine, Example X/emtricitabine/elvitegravir/efavirenz, Example X/emtricitabine/elvitegravir/atazanavir, Example X/emtricitabine/elvitegravir/darunavir, Example X/emtricitabine/elvitegravir/raltegravir, Example X/emtricitabine/elvitegravir/rilpivirine, Example X/emtricitabine/efavirenz/atazanavir, Example X/emtricitabine/efavirenz/darunavir, Example X/emtricitabine/efavirenz/raltegravir, Example X/emtricitabine/efavirenz/rilpivirine, Example X/emtricitabine/atazanavir/darunavir, Example X/emtricitabine/atazanavir/raltegravir, Example X/emtricitabine/atazanavir/rilpivirine, Example X/emtricitabine/darunavir/raltegravir, Example X/emtricitabine/darunavir/rilpivirine, Example X/emtricitabine/raltegravir/rilpivirine, Example X/elvitegravir/efavirenz/atazanavir, Example X/elvitegravir/efavirenz/darunavir, Example X/elvitegravir/efavirenz/raltegravir, Example X/elvitegravir/efavirenz/rilpivirine, Example X/elvitegravir/atazanavir/darunavir, Example X/elvitegravir/atazanavir/raltegravir, Example X/elvitegravir/atazanavir/rilpivirine, Example X/elvitegravir/darunavir/raltegravir, Example X/elvitegravir/darunavir/rilpivirine, Example X/elvitegravir/raltegravir/rilpivirine, Example X/efavirenz/atazanavir/darunavir, Example X/efavirenz/atazanavir/raltegravir, Example X/efavirenz/atazanavir/rilpivirine, Example X/efavirenz/darunavir/raltegravir, Example X/efavirenz/darunavir/rilpivirine, Example X/efavirenz/raltegravir/rilpivirine, Example X/atazanavir/darunavir/raltegravir, Example X/atazanavir/darunavir/rilpivirine, and Example X/darunavir/raltegravir/rilpivirine (including pharmaceutically acceptable salts, solvates, and/or esters of any of the above).

[0133] In yet another embodiment, the present application provides a combination pharmaceutical agent comprising:

a) a first pharmaceutical composition comprising a compound of the present invention, or a pharmaceutically acceptable salt, solvate, or ester thereof; and

b) a second pharmaceutical composition comprising at least one additional therapeutic agent selected from the group consisting of HIV protease inhibiting compounds, HIV non-nucleoside inhibitors of reverse transcriptase, HIV nucleoside inhibitors of reverse transcriptase, HIV nucleotide inhibitors of reverse transcriptase, HIV integrase inhibitors, gp41 inhibitors, CXCR4 inhibitors, gp120 inhibitors, CCR5 inhibitors, interferons, ribavirin analogs, NS3 protease inhibitors, alpha-glucosidase 1 inhibitors, hepatoprotectants, non-nucleoside inhibitors of HCV, and other drugs for treating HCV, and combinations thereof.

Routes of Administration

[0134] One or more compounds of the invention (herein referred to as the active ingredients) are administered by any route appropriate to the condition to be treated. Suitable routes include oral, rectal, nasal, topical (including buccal and sublingual), vaginal and parenteral (including subcutaneous, intramuscular, intravenous, intradermal, intrathecal and epidural), and the like. It will be appreciated that the preferred route may vary with for example the condition of the recipient. An advantage of the compounds of this invention is that they are orally bioavailable and can be dosed orally.

Combination Therapy

[0135] In one embodiment, the compounds of the present invention can be used alone, e.g., for inhibiting cytochrome P450 monooxygenase. In another embodiment, the compounds of the present invention are used in combination with other active therapeutic ingredients or agents. Preferably, the other active therapeutic ingredients or agents are metabolized or accessible to the oxidative metabolism by cytochrome P450 enzymes, e.g., monooxygenase enzymes such as 1A2, 2B6, 2C8, 2C19, 2C9, 2D6, 2E1, 3A4,5,7, etc.

[0136] Combinations of the compounds of the present invention are typically selected based on the condition to be treated, cross-reactivities of ingredients and pharmaco-properties of the combination. For example, when treating an infection (e.g., HIV or HCV), the compositions of the invention are combined with anti-infective agents (such as those described herein).

[0137] In one embodiment, non-limiting examples of suitable combinations include combinations of one or more compounds of the present invention with one or more anti-viral agents, e.g., anti-HIV, anti-HCV, etc., anti-bacterial agents, anti-fungal agents, immuno-modulators, e.g., immunosuppressant, anti-neoplastic agents, chemotherapeutic agents, agents useful for treating cardiovascular conditions, neurological conditions, etc.

[0138] In another embodiment, non-limiting examples of suitable combinations include combinations of one or more compounds of the present invention with one or more proton pump inhibitors, anti-epileptics, NSAIDs, oral hypoglycemic agents, angiotensin II, sulfonyleureas, beta blockers, antidepressants, antipsychotics, or anesthetics, or a combination thereof.

[0139] In yet another embodiment, non-limiting examples of suitable combinations include combinations of one or more compounds of the present invention with one or more 1) macrolide antibiotics, e.g., clarithromycin, erythromycin, telithromycin, 2) anti-arrhythmics, e.g., quinidine=>3-OH, 3) benzodiazepines, e.g., alprazolam, diazepam=>3OH, midazolam, triazolam, 4) immune modulators, e.g., cyclosporine, tacrolimus (FK506), 5) HIV antivirals, e.g., indinavir, nelfinavir, ritonavir, saquinavir, 6) prokinetic, e.g., cisapride, 7) antihistamines, e.g., astemizole, chlorpheniramine, terfenadine, 8) calcium channel blockers, e.g., amlodipine, diltiazem, felodipine, lercanidipine, nifedipine, nisoldipine, nifedipine, verapamil, 9) HMG CoA reductase inhibitors, e.g., atorvastatin, cerivastatin, lovastatin, simvastatin, or 10) steroid 6beta-OH, e.g., estradiol, hydrocortisone, progesterone, testosterone.

[0140] In still yet another embodiment, non-limiting examples of suitable combinations include combinations of one or more compounds of the present invention with one or more compounds selected from the group consisting of alfentanil, aprepitant, aripiprazole, buspirone, cafergot, caffeine=>TMU, cilostazol, cocaine, codeine- N-demethylation, dapsone, dextromethorphan, docetaxel, domperidone, eplerenone, fentanyl, finasteride, gleevec, haloperidol, irinotecan, LAAM, lidocaine, methadone, nateglinide, odanestron, pimozide, propranolol, quetiapine, quinine, salmeterol, sildenafil, sirolimus, tamoxifen, taxol, terfenadine, trazodone, vincristine, zaleplon, and zolpidem or a combination thereof.

[0141] In still yet another embodiment, non-limiting examples of suitable combinations include combinations of one or more compounds of the present invention with one or more HIV protease inhibiting compounds, HIV non-nucleoside inhibitors of reverse transcriptase, HIV nucleoside inhibitors of reverse transcriptase, HIV nucleotide inhibitors of reverse transcriptase, HIV integrase inhibitors, gp41 inhibitors, CXCR4 inhibitors, gp120 inhibitors, CCR5 inhibitors, and other drugs for treating HIV, interferons, ribavirin analogs, HCV NS3 protease inhibitors, alpha-glucosidase 1 inhibitors, hepatoprotectants, nucleoside or nucleotide inhibitors of HCV, non-nucleoside inhibitors of HCV, and other drugs for treating HCV.

[0142] More specifically, one or more compounds of the present invention may be combined with one or more compounds selected from the group consisting of 1) amprenavir, atazanavir, fosamprenavir, indinavir, lopinavir, ritonavir, nelfinavir, saquinavir, tipranavir, brexanavir, darunavir, TMC-126, TMC-114, mozenavir (DMP-450), JE-2147 (AG1776), L-756423, RO0334649, KNI-272, DPC-681, DPC-684, GW640385X, DG17, GS-8374, PPL-100, DG35, and AG 1859, 2) a HIV non-nucleoside inhibitor of reverse transcriptase, e.g., capravirine, emivirine, delaviridine, efavirenz, nevirapine, (+) calanolide A, etravirine, GW5634, DPC-083, DPC-961, DPC-963, MIV-150, and TMC-120, TMC-278 (rilpivirene), efavirenz, BILR 355 BS, VRX 840773, UK-453061, and RDEA806, 3) a HIV nucleoside inhibitor of reverse transcriptase, e.g., zidovudine, emtricitabine, didanosine, stavudine, zalcitabine, lamivudine, abacavir, amdoxovir, elvucitabine, alo- vudine, MIV-210, racivir (\pm -FTC), D-d4FC, emtricitabine, phosphazide, fozivudine tidoxil, apricitabine (AVX754), GS- 7340, KP-1461, and fosaltivudine tidoxil (formerly HDP 99.0003), 4) a HIV nucleotide inhibitor of reverse transcriptase,

e.g., tenofovir disoproxil fumarate and adefovir dipivoxil, 5) a HIV integrase inhibitor, e.g., curcumin, derivatives of curcumin, chicoric acid, derivatives of chicoric acid, 3,5-dicaffeoylquinic acid, derivatives of 3,5-dicaffeoylquinic acid, aurintricarboxylic acid, derivatives of aurintricarboxylic acid, caffeic acid phenethyl ester, derivatives of caffeic acid phenethyl ester, tyrphostin, derivatives of tyrphostin, quercetin, derivatives of quercetin, S-1360, zintevir (AR-177), L-870812, and L-870810, MK-0518 (raltegravir), elvitegravir, BMS-538158, GSK364735C, BMS-707035, MK-2048, and BA 011, 6) a gp41 inhibitor, e.g., enfuvirtide, sifuvirtide, FB006M, and TRI-1144, 7) a CXCR4 inhibitor, e.g., AMD-070, 8) an entry inhibitor, e.g., SP01A, 9) a gp120 inhibitor, e.g., BMS-488043 or BlockAide/ CR, 10) a G6PD and NADH-oxidase inhibitor, e.g., immunitin, 11) a CCR5 inhibitor, e.g., aplaviroc, vicriviroc, maraviroc, PRO-140, INCB15050, PF-232798 (Pfizer), and CCR5mAb004, 12) other drugs for treating HIV, e.g., BAS-100, SPI-452, REP 9, SP-01A, TNX-355, DES6, ODN-93, ODN-112, VGV-1, PA-457 (bevirimat), Ampligen, HRG214, Cytolin, VGX-410, KD-247, AMZ 0026, CYT 99007A-221 HIV, DEBIO-025, BAY 50-4798, MDX010 (ipilimumab), PBS 119, ALG 889, and PA-1050040 (PA-040), 13) an interferon, e.g., pegylated rIFN-alpha 2b, pegylated rIFN-alpha 2a, rIFN-alpha 2b, rIFN-alpha 2a, consensus IFN alpha (infergen), feron, reaferon, intermax alpha, r-IFN-beta, infergen + actimmune, IFN-omega with DUROS, albuferon, locteron, Albuferon, Rebif, Oral interferon alpha, IFNalpha-2b XL, AVI-005, PEG-Infergen, and Pegylated IFN-beta, 14) a ribavirin analog, e.g., rebetol, copegus, viramidine (taribavirin), 15) a NS5b polymerase inhibitor, e.g., NM-283, valopicitabine, R1626, PSI-6130 (R1656), HCV-796, BILB 1941, XTL-2125, MK-0608, NM-107, R7128 (R4048), VCH-759, PF-868554, and GSK625433, 16) A NS3 protease inhibitor, e.g., SCH-503034 (SCH-7), VX-950 (telaprevir), BILN-2065, BMS-605339, and ITMN-191, 17) an alpha-glucosidase 1 inhibitor, e.g., MX-3253 (celgosivir), UT-231B, 18) hepatoprotectants, e.g., IDN-6556, ME 3738, LB-84451, and MitoQ, 19) a non-nucleoside inhibitor of HCV, e.g., benzimidazole derivatives, benzo-1,2,4-thiadiazine derivatives, phenylalanine derivatives, A-831, GS-9190, and A-689; and 20) other drugs for treating HCV, e.g., zidaxin, nitazoxanide (alinea), BIVN-401 (virostat), PYN-17 (altirex), KPE02003002, actilon (CPG-10101), KRN-7000, civacir, GI-5005, ANA-975, XTL-6865, ANA 971, NOV-205, tarvacin, EHC-18, NIM811, DEBIO-025, VGX-410C, EMZ-702, AVI 4065, Bavituximab, Oglufanide, and VX-497 (merimepodib).

[0143] It is also contemplated that the compounds of the present invention can be used with any other active therapeutic agent or ingredient which is appreciably metabolized by cytochrome P450 monooxygenase enzymes, e.g. cytochrome P450 monooxygenase 3A, thereby reducing the amount or rate at which the other active therapeutic agent or ingredient is metabolized, whereby the pharmacokinetics of the other active therapeutic agent or ingredient is improved. Such improvements can include elevating the blood plasma levels of the other therapeutic agent or ingredient or maintaining a more therapeutically effective blood plasma level of the other therapeutic active agent or ingredient -- compared to blood plasma levels of the other therapeutic agent or ingredient administered without the compound of the present invention.

[0144] It is also possible to combine any compound of the invention with one or more other active therapeutic agents in a unitary dosage form for simultaneous or sequential administration to a patient. The combination therapy may be administered as a simultaneous or sequential regimen. When administered sequentially, the combination may be administered in two or more administrations.

[0145] Co-administration of a compound of the invention with one or more other active therapeutic agents generally refers to simultaneous or sequential administration of a compound of the invention and one or more other active therapeutic agents, such that therapeutically effective amounts of the compound of the invention and one or more other active therapeutic agents are both present in the body of the patient.

[0146] Co-administration includes administration of unit dosages of the compounds of the invention before or after administration of unit dosages of one or more other active therapeutic agents, for example, administration of the compounds of the invention within seconds, minutes, or hours of the administration of one or more other active therapeutic agents. For example, a unit dose of a compound of the invention can be administered first, followed within seconds or minutes by administration of a unit dose of one or more other active therapeutic agents. Alternatively, a unit dose of one or more other therapeutic agents can be administered first, followed by administration of a unit dose of a compound of the invention within seconds or minutes. In some cases, it may be desirable to administer a unit dose of a compound of the invention first, followed, after a period of hours (e.g., 1-12 hours), by administration of a unit dose of one or more other active therapeutic agents. In other cases, it may be desirable to administer a unit dose of one or more other active therapeutic agents first, followed, after a period of hours (e.g., 1-12 hours), by administration of a unit dose of a compound of the invention.

[0147] The combination therapy may provide "synergy" and "synergistic effect", i.e. the effect achieved when the active ingredients used together is greater than the sum of the effects that results from using the compounds separately. A synergistic effect may be attained when the active ingredients are: (1) co-formulated and administered or delivered simultaneously in a combined formulation; (2) delivered by alternation or in parallel as separate formulations; or (3) by some other regimen. When delivered in alternation therapy, a synergistic effect may be attained when the compounds are administered or delivered sequentially, e.g., in separate tablets, pills or capsules, or by different injections in separate syringes. In general, during alternation therapy, an effective dosage of each active ingredient is administered sequentially, i.e. serially, whereas in combination therapy, effective dosages of two or more active ingredients are administered

together.

[0148] Disclosed is a method for improving the pharmacokinetics of a drug which is metabolized by cytochrome P450 monooxygenase, comprising administering to a patient treated with said drug, a therapeutically effective amount of a compound of the present invention, or a pharmaceutically acceptable salt, solvate, and/or ester thereof.

[0149] Disclosed is a method for improving the pharmacokinetics of a drug which is metabolized by cytochrome P450 monooxygenase, comprising administering to a patient treated with said drug, a therapeutically effective amount of a combination comprising said drug and a compound of the present invention, or a pharmaceutically acceptable salt, solvate, and/or ester thereof.

[0150] Disclosed is a method for improving the pharmacokinetics of a drug which is metabolized by cytochrome P450 monooxygenase 3A, comprising administering to a patient treated with said drug, a therapeutically effective amount of a compound of the present invention, or a pharmaceutically acceptable salt, solvate, and/or ester thereof.

[0151] Disclosed is a method for increasing blood plasma levels of a drug which is metabolized by cytochrome P450 monooxygenase, comprising administering to a patient treated with said drug, a therapeutically effective amount of a compound of the present invention, or a pharmaceutically acceptable salt, solvate, and/or ester thereof.

[0152] Disclosed is a method for increasing blood plasma levels of a drug which is metabolized by cytochrome P450 monooxygenase, comprising administering to a patient treated with said drug, a therapeutically effective amount of a combination comprising said drug and a compound of the present invention, or a pharmaceutically acceptable salt, solvate, and/or ester thereof.

[0153] Disclosed is a method for increasing blood plasma levels of a drug which is metabolized by cytochrome P450 monooxygenase 3A, comprising administering to a patient treated with said drug, a therapeutically effective amount of a compound of the present invention, or a pharmaceutically acceptable salt, solvate, and/or ester thereof.

[0154] Disclosed is a method for increasing blood plasma levels of a drug which is metabolized by cytochrome P450 monooxygenase, comprising administering to a patient treated with said drug, a therapeutically effective amount of a compound of the present invention, or a pharmaceutically acceptable salt, solvate, and/or ester thereof, and wherein the amount of the compound of the present invention administered is effective to inhibit cytochrome P450 monooxygenase.

[0155] Disclosed is a method for inhibiting cytochrome P450 monooxygenase in a patient comprising administering to a patient in need thereof an amount of a compound of the present invention, or a pharmaceutically acceptable salt, solvate, and/or ester thereof, effective to inhibit cytochrome P450 monooxygenase.

[0156] Disclosed is a method for inhibiting cytochrome P450 monooxygenase 3A in a patient comprising administering to a patient in need thereof an amount of a compound of the present invention, or a pharmaceutically acceptable salt, solvate, and/or ester thereof, effective to inhibit cytochrome P450 monooxygenase 3A.

[0157] Disclosed is a method for inhibiting cytochrome P450 monooxygenase comprising contacting cytochrome P450 monooxygenase with an amount of a compound of the present invention, or a pharmaceutically acceptable salt, solvate, and/or ester thereof, effective to inhibit cytochrome P450 monooxygenase.

[0158] Disclosed is a method for inhibiting cytochrome P450 monooxygenase 3A comprising contacting cytochrome P450 monooxygenase 3A with an amount of a compound of the present invention, or a pharmaceutically acceptable salt, solvate, and/or ester thereof, effective to inhibit cytochrome P450 monooxygenase 3A.

[0159] Disclosed is a method for treating an HIV infection comprising administering to a patient in need thereof a therapeutically effective amount of a compound of the present invention, or a pharmaceutically acceptable salt, solvate, and/or ester thereof, in combination with a therapeutically effective amount of one or more additional therapeutic agents selected from the group consisting of HIV protease inhibiting compounds, HIV non-nucleoside inhibitors of reverse transcriptase, HIV nucleoside inhibitors of reverse transcriptase, HIV nucleotide inhibitors of reverse transcriptase, HIV integrase inhibitors, and CCR5 inhibitors.

[0160] Disclosed is a method for treating an HIV infection comprising administering to a patient in need thereof a therapeutically effective amount of a compound of the present invention, or a pharmaceutically acceptable salt, solvate, and/or ester thereof, in combination with a therapeutically effective amount of one or more additional therapeutic agents selected from the group consisting of amprenavir, atazanavir, fosamprenavir, indinavir, lopinavir, ritonavir, nelfinavir, saquinavir, tipranavir, brexanavir, darunavir, TMC-126, TMC-114, mozenavir (DMP-450), JE-2147 (AG1776), L-756423, RO0334649, KNI-272, DPC-681, DPC-684, and GW640385X, DG17, PPL-100, DG35, AG 1859, capravirine, emvirine, delaviridine, efavirenz, nevirapine, (+) calanolide A, etravirine, GW5634, DPC-083, DPC-961, DPC-963, MIV-150, TMC-120, TMC-278 (rilpivirene), efavirenz, BILR 355 BS, VRX 840773, UK-453061, RDEA806, zidovudine, emtricitabine, didanosine, stavudine, zalcitabine, lamivudine, abacavir, amdoxovir, elvucitabine, alovudine, MIV-210, racivir (\pm -FTC), D-d4FC, emtricitabine, phosphazide, fozivudine tidoxil, apricitabine (AVX754), amdoxovir, KP-1461, fosalvudine tidoxil (formerly HDP 99.0003), tenofovir disoproxil fumarate, adefovir dipivoxil, curcumin, derivatives of curcumin, chicoric acid, derivatives of chicoric acid, 3,5-dicaffeoylquinic acid, derivatives of 3,5-dicaffeoylquinic acid, aurintricarboxylic acid, derivatives of aurintricarboxylic acid, caffeic acid phenethyl ester, derivatives of caffeic acid phenethyl ester, tyrphostin, derivatives of tyrphostin, quercetin, derivatives of quercetin, S-1360, zintevir (AR-177), L-870812, L-870810, MK-0518

(raltegravir), elvitegravir, BMS-538158, GSK364735C, BMS-707035, MK-2048, and BA 011, enfuvirtide, sifuvirtide, FB006M, and TRI-1144, AMD-070, an entry inhibitor, SP01A, BMS-488043, BlockAide/ CR, a G6PD and NADH-oxidase inhibitor, immunitin, aplaviroc, vicriviroc, maraviroc, maraviroc, PRO-140, INCB15050, PF-232798 (Pfizer), CCR5mAb004, BAS-100, SPI-452, REP 9, SP-01A, TNX-355, DES6, ODN-93, ODN-112, VGV-1, PA-457 (bevirimat),

Ampligen, HRG214, Cytolin, VGX-410, KD-247, AMZ 0026, CYT 99007A-221 HIV, DEBIO-025, BAY 50-4798, MDX010 (ipilimumab), PBS 119, ALG 889, and PA-1050040 (PA-040).

[0161] Disclosed is a method for treating an HCV infection comprising administering to a patient in need thereof a therapeutically effective amount of a compound of the present invention, or a pharmaceutically acceptable salt, solvate, and/or ester thereof, in combination with a therapeutically effective amount of one or more additional therapeutic agents selected from the group consisting of pegylated rIFN-alpha 2b, pegylated rIFN-alpha 2a, rIFN-alpha 2b, rIFN-alpha 2a, consensus IFN alpha (infergen), feron, reafteron, intermax alpha, r-IFN-beta, infergen + actimmune, IFN-omega with DUROS, locteron, albuferon, rebif, Oral interferon alpha, IFNalpha-2b XL, AVI-005, PEG-Infergen, and pegylated IFN-beta, rebetol, copegus, viramidine (taribavirin), NM-283, valopicitabine, R1626, PSI-6130 (R1656), HCV-796, BILB 1941, XTL-2125, MK-0608, NM-107, R7128 (R4048), VCH-759, PF-868554, GSK625433, SCH-503034 (SCH-7), VX-950 (telaprevir), BILN-2065, BMS-605339, ITMN-191, MX-3253 (celgosivir), UT-231B, IDN-6556, ME 3738, LB-84451, MitoQ, benzimidazole derivatives, benzo-1,2,4-thiadiazine derivatives, phenylalanine derivatives, A-831, A-689, zadaxin, nitazoxanide (alinea), BIVN-401 (virostat), PYN-17 (altirex), KPE02003002, actilon (CPG-10101), KRN-7000, civacir, GI-5005, ANA-975, XTL-6865, ANA 971, NOV-205, tarvacin, EHC-18, NIM811, DEBIO-025, VGX-410C, EMZ-702, AVI 4065, Bavituximab, Oglufanide, and VX-497 (merimepodib).

[0162] Disclosed is the use of a compound of the present invention, or a pharmaceutically acceptable salt, solvate, and/or ester thereof, for the preparation of a medicament for inhibiting cytochrome P450 monooxygenase in a patient.

[0163] Disclosed is the use of a compound of the present invention, or a pharmaceutically acceptable salt, solvate, and/or ester thereof, for the preparation of a medicament for treating an HIV infection.

[0164] Disclosed is the use of a compound of the present invention, or a pharmaceutically acceptable salt, solvate, and/or ester thereof, for the preparation of a medicament for increasing blood plasma levels of the drug which is metabolized by cytochrome P450 monooxygenase.

[0165] Disclosed is the use of a compound of the present invention, or a pharmaceutically acceptable salt, solvate, and/or ester thereof, for the preparation of a medicament for improving the pharmacokinetics of a drug which is metabolized by cytochrome P450 monooxygenase.

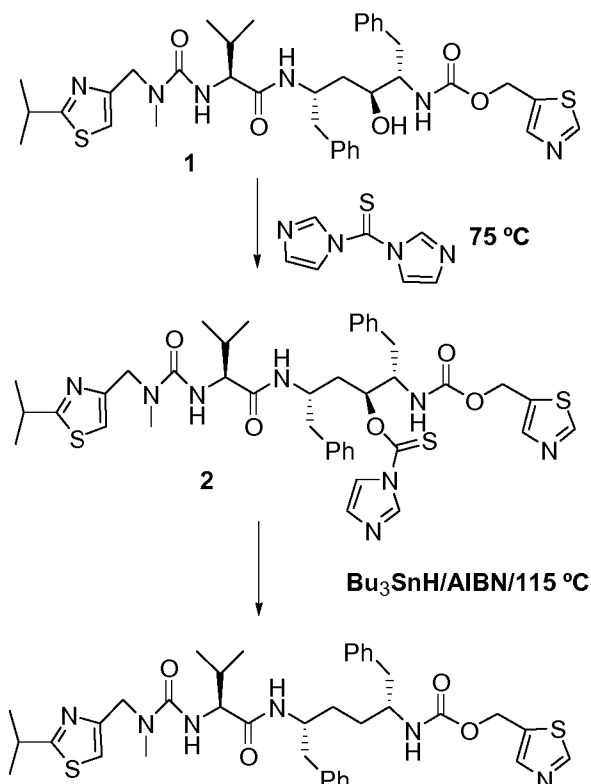
Examples

[0166] Example compounds which do not fall within the scope of the appended claims are provided for reference only.

Preparation of Example A

[0167]

Scheme 1



Example A

Compound 2

[0168] To a solution of Compound 1 (ritonavir) (1.8 g, 2.5 mmol) in 1,2-dichloroethane (15 mL) was added 1,1'-thiocarbonyldiimidazole (890 mg, 5.0 mmol). The mixture was heated at 75°C for 6 hours and cooled to 25°C. Evaporation under reduced pressure gave a white solid. Purification by flash column chromatography (stationary phase: silica gel; eluent: EtOAc) gave Compound 2 (1.6 g). m/z : 831.1 ($M+H$)⁺.

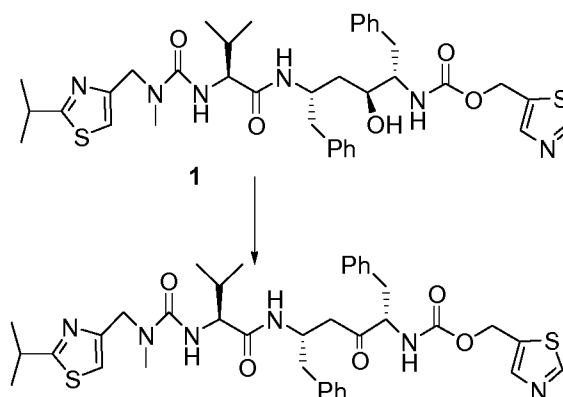
Example A

[0169] To the refluxing solution of tributyltin hydride (0.78 mL, 2.9 mmol) in toluene (130 mL) was added a solution of Compound 2 (1.6 g, 1.9 mmol) and 2,2'-azobisisobutyronitrile (31 mg, 0.19 mmol) in toluene (30 mL) over 30 minutes. The mixture was heated at 115°C for 6 hours and cooled to 25°C. Toluene was removed under reduced pressure. Purification by flash column chromatography (stationary phase: silica gel; eluent: hexane/EtOAc = 1/10) gave Example A (560 mg). m/z : 705.2 ($M+H$)⁺. ¹H-NMR (CDCl_3) δ 8.79 (1 H, s), 7.82 (1 H, s), 7.26-7.05 (10 H, m), 6.98 (1 H, s), 6.28 (1 H, m), 6.03 (1 H, m), 5.27 (1 H, m), 5.23 (2 H, s), 4.45-4.22 (2 H, m), 4.17 (1 H, m), 3.98 (1 H, m), 3.75 (1 H, m), 3.25 (1 H, m), 2.91 (3 H, s), 2.67 (4 H, m), 2.36 (1 H, m), 1.6-1.2 (10 H, m), 0.85 (6 H, m).

Preparation of Example B

[0170]

Scheme 2



Example B

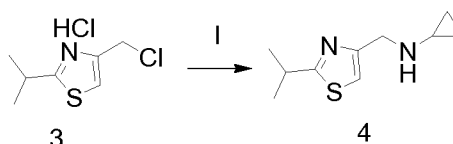
Example B

[0171] To a solution of Compound **1** (ritonavir) (98 mg, 0.136 mmol) in dichloromethane (4 mL) was added Dess-Martin periodinane (61 mg, 0.143 mmol). The mixture was stirred at room temperature for 6 hours. The mixture was then partitioned between dichloromethane and brine, the dichloromethane layer was separated, dried and evaporated to dryness. Purification with CombiFlash® (stationary phase: silica gel; eluent: 40-80% EtOAc/Hexane gradient) gave Example **B** as a white solid. Example **B** was further purified by trituration with MeOH/hexane to give 83 mg of a white solid. m/z : 719 (M+H)⁺.

Preparation of Example C

[0172]

Scheme 3



I. cyclopropylamine, MeCN, rt

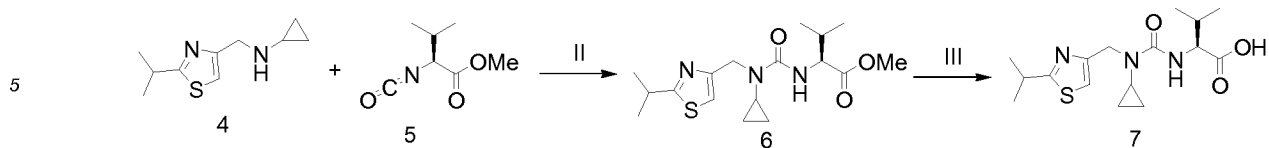
Compound 3

[0173] Compound **3** was prepared according to the procedures of J. Med. Chem. 1998, 41, 602, herein incorporated by reference in its entirety for all purposes.

Compound 4

[0174] A flask was charged with cyclopropylamine (8.2 mL, 117.8 mmol) at room temperature. A solution of Compound **3** (1 g, 4.71 mmol) in MeCN (8.5 mL) was added dropwise over 5 min. to produce a clear yellow solution that was allowed to stand at room temperature overnight. Volatiles were removed *in vacuo*, and the resulting residue was purified via silica gel chromatography (gradient elution, 0 to 50% EtOAc/hexane) to afford 0.65 g (70%) of **4** as a yellow liquid (LC/MS m/z 197 (M+H)⁺; 218 (M+Na)⁺).

Scheme 4



II. rt, DCM; III. 1M LiOH, THF/H₂O

Compound 5

[0175] Compound **5** was purchased from Aldrich or alternatively prepared according to the procedures of J. Org. Chem. 1994, 59, 1937, herein incorporated by reference in its entirety for all purposes.

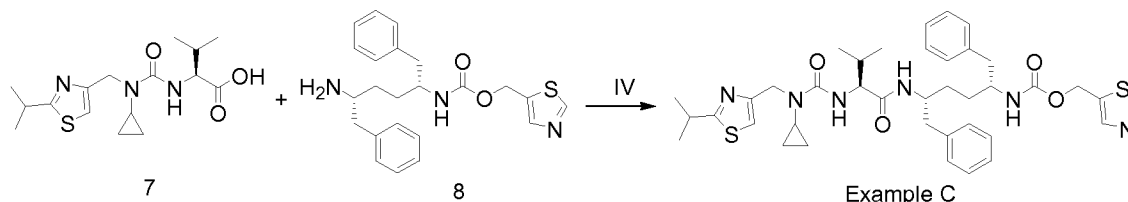
Compound 6

[0176] To a solution of Compound **4** in DCM (3 mL) at room temperature was added **5** (0.1 mL, 0.695 mmol). The resulting clear solution was allowed to stand at room temperature for 2 h. The solvent was removed *in vacuo*, and the residue was chromatographed directly using silica gel chromatography (gradient elution, 0 to 50% EtOAc/hexane) to produce 0.218 g (89%) of **6** (LC/MS *m/z* 354 (M+H)⁺; 729 (2M + Na)⁺) as a colorless glass.

Compound 7

[0177] Compound **6** was taken up in THF (5 mL) at room temperature, and LiOH (1 M in H₂O) was added. The resulting reaction mixture was then stirred vigorously for 1.5 h. The reaction mixture was acidified with 1 M HCl to a pH of 3 (monitored using pH test strips). The acidified reaction mixture was then extracted several times with EtOAc. The combined organic phases were washed with brine, dried over anhydrous Na₂SO₄, and concentrated *in vacuo* to produce 0.20 g (quantitative yield) of **7** (LC/MS *m/z* 340 (M+H)⁺) as a colorless film. This material was used without further purification.

Scheme 5



IV. EDC, HOBt, DIPEA, THF

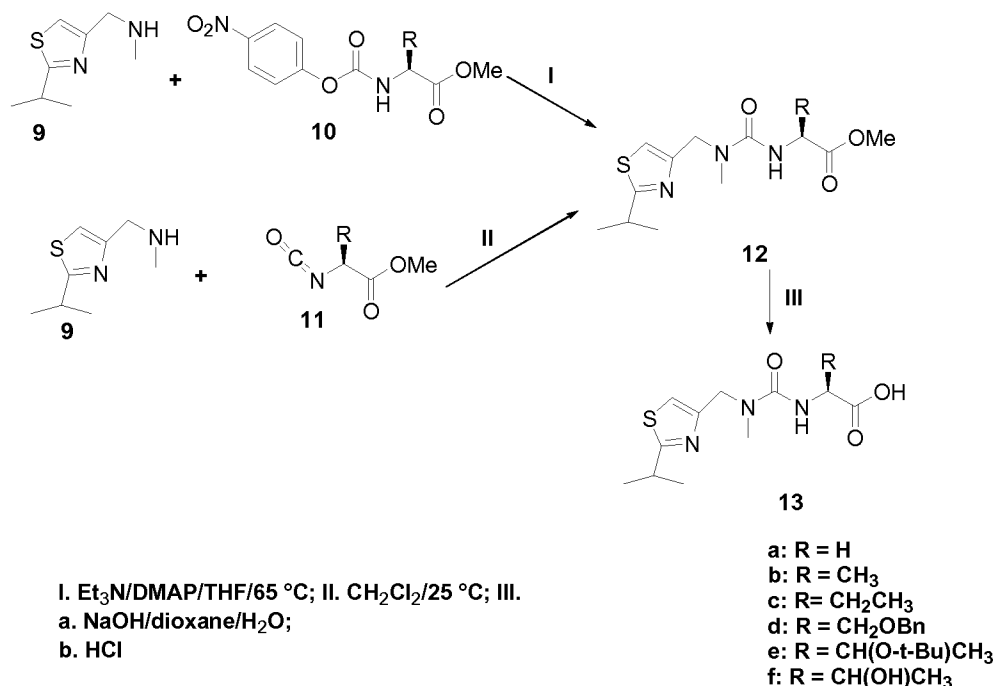
Example C

[0178] Compounds **7** (0.034 g, 0.100 mmol) and **8**, (0.034 g, 0.083 mmol) were diluted in THF (2 mL) at room temperature. To the resulting solution were added N,N-diisopropylethylamine (0.022 mL, 0.125 mmol), EDC (0.018 mL, 0.099 mmol) and HOBt (0.013 g, 0.099 mmol). The solution was then allowed to stand overnight at room temperature. The solvent was removed *in vacuo* and the residue was taken up in MeCN (0.5 mL) and passed through an Acrodisc LC13 PVDF filter (0.45 μM) prior to purification by preparatory HPLC to afford 0.043 g (71%) of Example **C** as a fluffy white solid. (¹H-NMR (300 MHz, CDCl₃) δ 8.79 (s, 1H); 7.82 (s, 1H); 7.27-7.02 (m, 10 H); 6.81 (s, 1H); 5.97 (br d, *J* = 8.7 Hz, 1H); 5.76 (br d, *J* = 7.2 Hz, 1H); 5.21 (dt, *J* = 7.5, 12.6 Hz, 2H); 5.02, br d, *J* = 8.4 Hz, 1H); 4.58 (s, 2H); 4.16 (m, 1H); 3.99 (br t, *J* = 6.6 Hz, 1H); 3.79 (m, 1H); 3.27 (pent, *J* = 6.6 Hz, 1H); 2.85-2.50 (m, 3H); 2.23 (m, 1H); 1.82 (br s, 2H); 1.60-1.22 (m, 4H); 1.36 (d, *J* = 6.6 Hz, 6H); 0.91 (d, *J* = 6.6 Hz, 3H); 0.90-0.7 (m, 4H); 0.80 (d, *J* = 6.6 Hz, 3H); LC/MS *m/z* 731 (M⁺)).

Preparation of Examples D-I

[0179]

Scheme 6



Compound 9

[0180] Compound 9 was prepared according to the procedures of T. Med. Chem. 1998, 41, 602.

Compound 10

[0181] The structures of Compound 10 were prepared according to the procedures of J. Med. Chem. 1998, 41, 602.

Compound 11

[0182] The structures of Compound 11 were purchased from Aldrich or prepared according to the procedures of T. Org. Chem. 1994, 59, 1937.

Compound 12

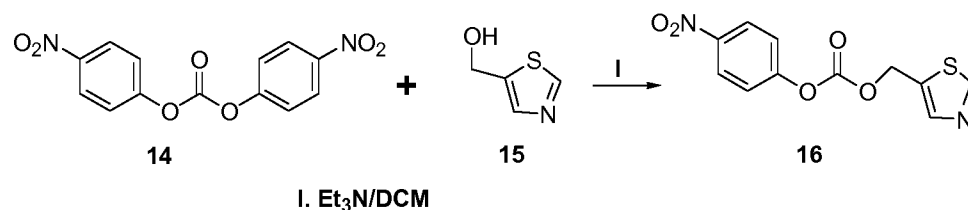
[0183] Method 1: To a solution of Compound 9 (0.8 mmol) in THF (2 mL) was added a carbamate of Compound 10 (0.6 mmol), followed by DMAP (16 mg) and triethylamine (0.25 mL). The resulting mixture was heated at 70°C for two hours and diluted with EtOAc. The organic phase was separated, and washed sequentially with saturated aqueous Na_2CO_3 , water, and brine, then concentrated under reduced pressure. Purification of the residue by flash column chromatography (silica gel, 1/1 - 1/3 hexanes/EtOAc gradient) gave compounds of Structure 12.[0184] Method 2: To a solution of Compound 9 (2.4 mmol) in CH_2Cl_2 (2 mL) was added an isocyanate of Compound 11 (2 mmol). The resulting mixture was stirred for 4 hours and concentrated. Purification of the residue by flash column chromatography (silica gel, hexane/EtOAc 1/1 - 1/3) gave structures of Compound 12.

Compound 13

[0185] To a solution of structures of Compound 12 (1.8 mmol) in dioxane (8 mL) and water (8 mL) was added sodium hydroxide (3.6 mmol). The resulting reaction mixture was stirred for 1 hour and acidified with HCl in dioxane (3.6 mmol). The reaction mixture was extracted with EtOAc and the organic phase was dried with anhydrous MgSO_4 . Concentration

of the dried organic phase gave structures of Compound **13**.

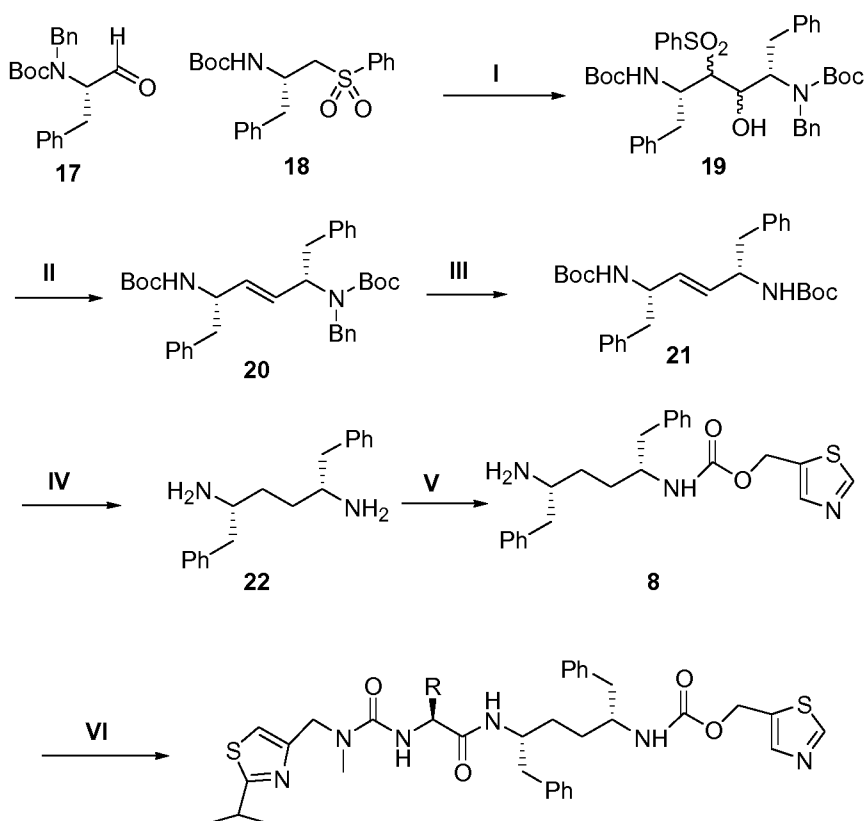
Scheme 7



Compound 16

[0186] To a solution of Compound **15** (obtained commercially from Molekula) (17 mmol) in DCM (40 mL) was added Compound **14** (19 mmol), followed by triethylamine (26 mmol). The resulting reaction mixture was stirred for 12 hour and concentrated under reduced pressure. The reaction mixture was diluted with EtOAc and washed sequentially with saturated aqueous Na₂CO₃, water, and brine. The solvent was removed under reduced pressure. Purification of the residue by flash column chromatography (silica gel, eluent: hexanes/EtOAc = 1/1) gave Compound **16** (4.7 g).

Scheme 8



Examples:

- D: R = H
 E: R = CH₃
 F: R = CH₂CH₃
 G: R = CH₂OBn
 H: R = CH(O-t-Bu)CH₃
 I: R = CH(OH)CH₃

Compound 17

[0187] Compound **17** was prepared according to the procedures of Tetrahedron 1997, 53, 4769, herein incorporated by reference in its entirety for all purposes.

Compound 18

[0188] Compound **18** was prepared according to the procedures of J. Org. Chem. 1987, 52, 3759, herein incorporated by reference in its entirety for all purposes.

Compound 19

[0189] A suspension of Compound **18** (7.4 mmol) in THF (200 mL) was heated under reflux until a clear solution was obtained. The solution was cooled to -78°C and *n*-butyllithium (14.8 mmol) was added dropwise to provide a solution of the dianion of sulfone **18**.

[0190] To a DIBAL-H solution (7.8 mmol) at 0°C was added a solution of MeOH (7.8 mmol) in THF (5 mL). The mixture

EP 2 487 162 B1

was stirred for 5 minutes and cooled to -78°C. A solution of Compound **17** (6.6 mmol) in THF (5 mL) was added to the above DIBAL-H/MeOH solution, and the resulting reaction mixture was stirred for another 5 minutes. The resulting solution of aldehyde complexes was transferred to solution of the dianion of sulfone **18**. The resulting mixture was stirred at -78°C for 30 minutes, quenched with an aqueous solution of NH₄Cl, and warmed to 25°C. The mixture was then extracted with EtOAc, and concentrated to give Compound **19** as a mixture of diastereomers. (m/z 737.3 (M+Na)⁺).

Example 20

[0191] To a solution of Compound **19** in DCM (20 mL) was added Ac₂O (1.5 mL), followed by pyridine (3 mL). The resulting mixture was stirred for 12 hours and concentrated. The concentrate was dissolved in MeOH (30 mL) and cooled to 0°C. NaH₂PO₄ (4.9 g) was added to the solution, followed by freshly prepared Na-Hg (6%, 6 g). The resulting mixture was warmed to 25°C and stirred for 12 hours. Water (50 mL) was then added, and the mixture was filtered and concentrated. The concentrate was diluted with EtOAc and washed with brine. The organic phase was concentrated. Purification by flash column chromatography (silica gel, eluent: hexanes/EtOAc = 10/1) gave Compound **20** (1.4 g).

Compound 21

[0192] To liquid ammonia (25 mL) at -33°C was added a solution of Compound **20** (1.4 g) in THF (2.5 mL). Sodium was slowly added until the blue color of the solution persisted. The resulting mixture was stirred for 1 hour. Solid NH₄Cl (6 g) was then added slowly, the mixture was warmed to 25°C, and the ammonia was evaporated. The mixture was diluted with EtOAc, and washed sequentially with water and brine. The solvent was removed under reduced pressure. Purification of the resulting residue by flash column chromatography (silica gel, eluent: hexanes/EtOAc = 5/1) gave Compound **21** (1.15 g).

Compound 22

[0193] A mixture of Compound **21** (1.15 g) and 10%Pd/C (160 mg) in MeOH (20 mL) was hydrogenated for 12 hours. CELITE was added and the resulting mixture was stirred for 5 minutes. The mixture was then filtered and concentrated to give an intermediate (1 g). The intermediate (700 mg) was dissolved in DCM (20 mL) and TFA (4 mL), and the resulting mixture was stirred for 4 hours, then concentrated under reduced pressure. The concentrated mixture was diluted with EtOAc, and washed sequentially with saturated aqueous Na₂CO₃, water, and brine. Concentration of the washed EtOAc mixture gave Compound **22** (420 mg).

Compound 8

[0194] To a solution of Compound **22** (1.57 mmol) in CH₃CN (16 mL) was added Compound **16** (1.57 mmol), followed by diisopropylethylamine (3.14 mmol). The resulting mixture was stirred for 12 hours. The mixture was then diluted with EtOAc, and washed sequentially with saturated aqueous Na₂CO₃, water and brine. Purification by reverse-phase HPLC (Phenomenex Synergi® Comb-HTS column, eluent: 25% - 100% CH₃CN in water) gave Compound **8** (460 mg).

Example D

[0195] To the solution of Compound **13a** (R= H; 0.08 mmol) and Compound **8** (0.06 mmol) in THF (1 mL) were added HOBt (15 mg), EDC (26 mg), and diisopropylethylamine (0.25 mL). The mixture was stirred for 12 hours and concentrated. Purification by reverse phase HPLC (Phenomenex Synergi® Comb-HTS column, eluent: 25% - 100% CH₃CN in water) gave Example **D** (27 mg). m/z 663.1 (M+H)⁺. ¹H-NMR (CDCl₃) δ 8.79 (1 H, s), 7.83 (1 H, s), 7.25-7.04 (10 H, m), 6.98 (1 H, s), 6.25 (1 H, m), 5.25 (3 H, m), 4.40 (2 H, s), 4.12 (1 H, m), 3.8 (3 H, m), 3.22 (1 H, m), 2.95 (3 H, s), 2.70 (4 H, m), 1.60 (4 H, m), 1.26 (6 H, d, J = 7 Hz).

Example E

[0196] Example **E** was prepared following the procedure for Example **D** (30 mg), except that Compound **13b** was used instead of Compound **13a**. m/z 677.1 (M+H)⁺.

Example F

[0197] Compound **F** was prepared following the procedure for Example **D** (40 mg), except that Compound **13c** was used instead of Compound **13a**. m/z 691.2 (M+H)⁺. ¹H-NMR (CDCl₃) δ 8.80 (1 H, s), 7.83 (1 H, s), 7.25-7.06 (10 H, m),

6.98 (1 H, s), 6.35 (1 H, m), 6.23 (1 H, m), 5.24 (2 H, s), 5.12 (1 H, m), 4.34 (2 H, s), 4.10 (2 H, m), 3.78 (1 H, m), 3.23 (1 H, m), 2.90 (3 H, s), 2.68 (4 H, m), 1.90 (2 H, m), 1.7-1.4 (4 H, m), 1.36 (6 H, d, $J = 7.0$ Hz), 0.90 (3 H, t, $J = 7.3$ Hz)

Example G

[0198] Example G was prepared following the procedure for Example D (84 mg), except that Compound 13d was used instead of Compound 13a. m/z 783.2 (M+H)⁺.

Example H

[0199] Example H was prepared following the procedure for Example D (90 mg), except that Compound 13e was used instead of Compound 13a. m/z 763.2 (M+H)⁺.

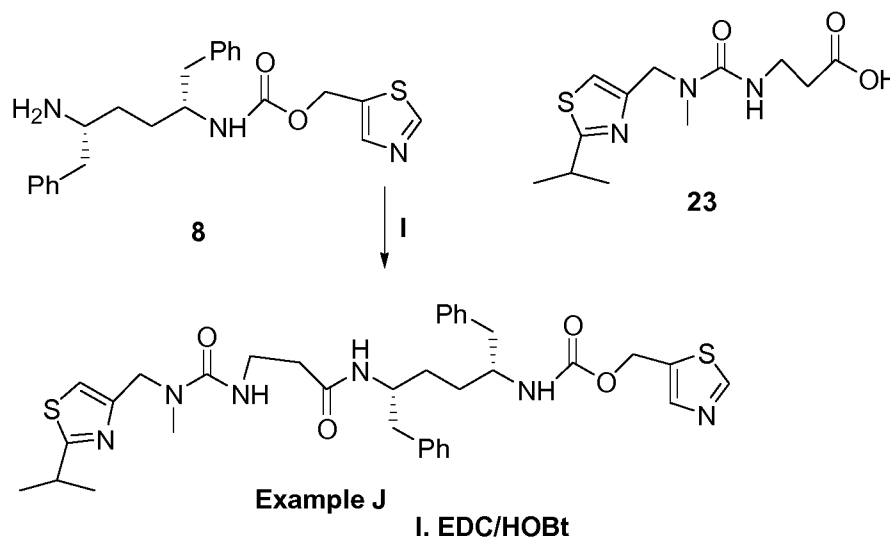
Example I

[0200] Example H (24 mg) was dissolved in TFA (2 mL) and the mixture was stirred for 12 hours, then concentrated. Purification by reverse phase HPLC (Phenomenex Synergi® Comb-HTS column, eluent: 25% - 100% CH₃CN in water) gave Example I (14 mg). m/z 707.2 (M+H)⁺. ¹H-NMR (CDCl₃) δ 8.82 (1 H, s), 7.85 (1 H, s), 7.26-7.04 (10 H, m), 7.0 (1 H, s), 5.25 (2 H, s), 4.86 (1 H, m), 4.56 (1 H, m), 4.37 (2 H, m), 4.13 (1 H, m), 4.06 (1 H, m), 3.86 (1 H, m), 3.32 (1 H, m), 2.99 (3 H, s), 2.8-2.6 (4 H, m), 1.6-1.4 (4 H, m), 1.37 (6 H, m), 1.15 (3 H, m).

Preparation of Example J

[0201]

Scheme 9



Example J

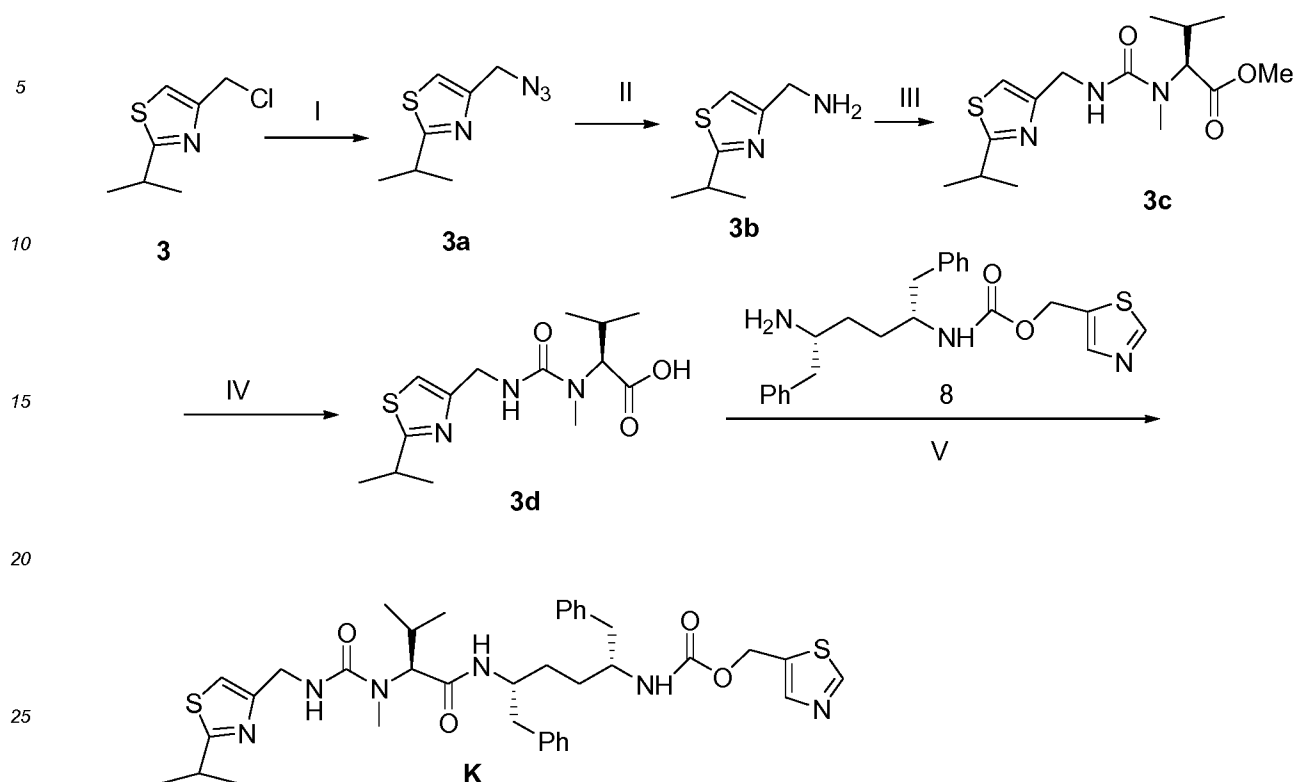
[0202] Compound 23 was prepared following the procedure for Compound 13, with the exception that methyl 3-isocyanatopropionate was used instead of Compound 11.

[0203] Example J was prepared following the procedure for Example D (37 mg), except that Compound 23 was used instead of Compound 13a. m/z 677.2 (M+H)⁺.

Preparation of Example K

[0204]

Scheme 10



1. NaN_3/DMF ; II. $\text{PPh}_3/\text{H}_2\text{O}$; III. a. $\text{Cl}_3\text{COCOCCl}_3$; b. $\text{HCl-NH}_2\text{CH(Pr)CO}_2\text{Et}$;
IV. a. NaOH ; b. HCl ; V. $\text{EDC/HOBt/compound 8}$

Example K

Compound 3a

[0205] Compound 5a was prepared following the literature procedure of *Synthesis* 823, 1976, herein incorporated by reference in its entirety for all purposes.

Compound 3b

[0206] To the solution of Compound 3a (700 mg, 3.9 mmol) in THF (10 mL) was added water (69 μL , 3.9 mmol), followed by triphenylphosphine (1.06 g, 4.0 mmol). The mixture was stirred for 12 hours. Solvents were removed and the mixture was dried to give Compound 3b, which was used for next step without further purification.

Compound 3c

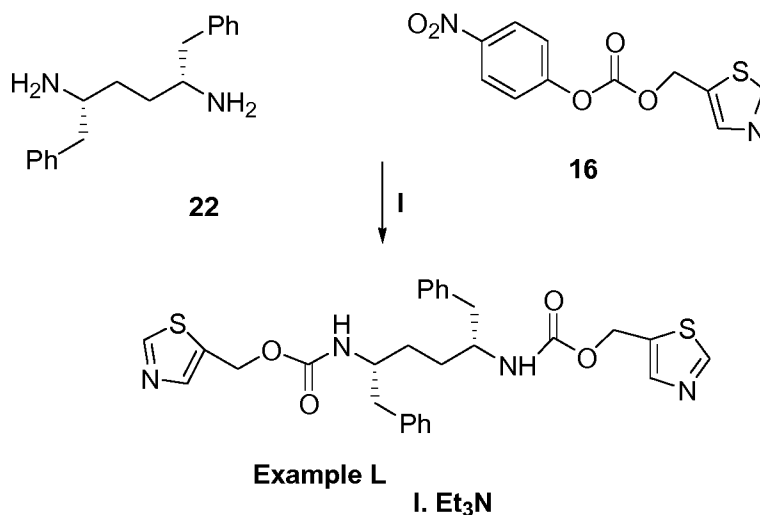
[0207] To a solution of triphosgene (110 mg, 0.37 mmol) in CH_2Cl_2 (2 mL) at 0°C was added a solution of Compound 3b (1 mmol) and $i\text{PrNEt}_2$ (0.38 mL, 2.2 mmol) in CH_2Cl_2 (3.5 mL) over 30 minutes period. The mixture was stirred for 30 minutes, and a solution of amino N-methyl leucine methyl ester HCl salt (182 mg, 1 mmol) and $i\text{PrNEt}_2$ (0.34 mL, 2.2 mmol) in CH_2Cl_2 (2 mL) was added. The mixture was stirred for 12 hours, and diluted with EtOAc. The solution was washed with sat. Na_2CO_3 (2x), water (2x), and brine, and dried over Na_2SO_4 . Concentration and purification with silica gel flash column gave Compound 5c (300 mg).

Compound 3d

[0208] Compound 3d was prepared following the procedure for Compound 13, with the exception that Compound 3c was used instead of Compound 12.

Example K

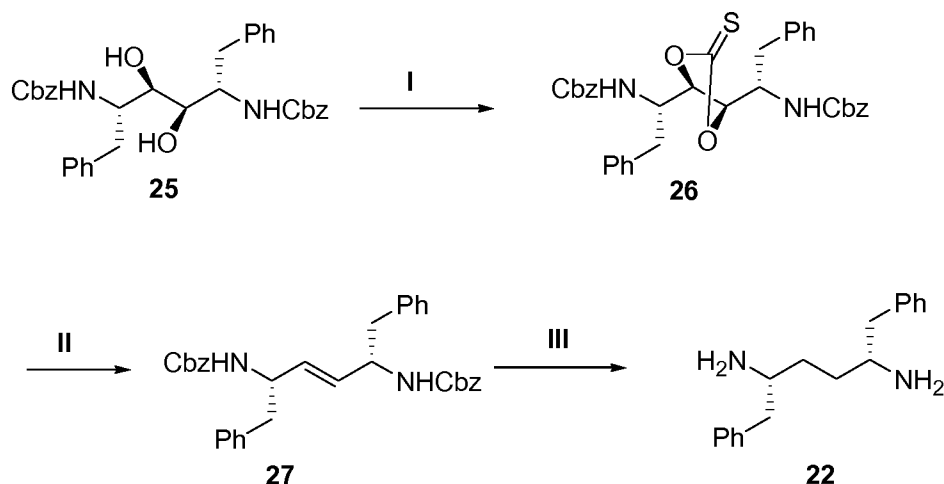
[0209] Example **K** was prepared following the procedure for Example **D** (7 mg), except that Compound **3d** was used instead of Compound **13a**. m/z 705.2 ($M+H$)⁺. ¹H-NMR ($CDCl_3$) δ 8.8 (1 H, m), 7.86 (1 H, s), 7.26-6.8 (11 H, m), 6.10 (1 H, m), 5.5-5.10 (4 H, m), 4.46 (2 H, m), 4.2-3.75 (3 H, m), 3.25 (1 H, m), 2.82/2.4 (3 H), 2.8-2.5 (4 H, m), 2.17 (1 H, m), 1.7-1.2 (10 H, m), 0.8 (6 H, m).

Preparation of Example L**[0210]****Scheme 11**Example L

[0211] To a solution of Compound **22** (1.57 mmol) in CH_3CN (16 mL) was added Compound **16** (3.14 mmol), followed by triethylamine (4.71 mmol). The resulting mixture was stirred for 12 hours. The reaction mixture was diluted with EtOAc and washed sequentially with saturated aqueous Na_2CO_3 , water, and brine. The solvent was removed under reduced pressure. Purification of the residue by flash column chromatography (silica gel, eluent: hexanes/EtOAc = 1/1) gave Example **L** (460 mg). m/z 551.2 ($M+H$)⁺. ¹H-NMR ($CDCl_3$) δ 8.81 (2 H, s), 7.85 (2 H, s), 7.26-7.0 (10 H, m), 5.24 (4 H, s), 4.50 (2 H, m), 3.87 (2 H, m), 2.73 (4 H, m), 1.4-1.2 (4 H, m).

Alternate Preparation of Compound 22**[0212]**

Scheme 12

Compound 25

[0213] Compound **25** was prepared following the literature procedure described in J. Org. Chem. 1996, 61, 444 (herein incorporated by reference in its entirety), except that the L-isomer was prepared instead of the D-isomer.

Compound 26

[0214] A mixture of Compound **25** (7.4 g) and 1,1'-thiocarbonyldiimidazole (4.5 g) in THF (260 mL) was heated at 65°C for 54 hours. Solvent was removed from the mixture under reduced pressure. Purification by flash column chromatography (silica gel, hexanes/EtOAc = 1/1) gave Compound **26** (7.33 g).

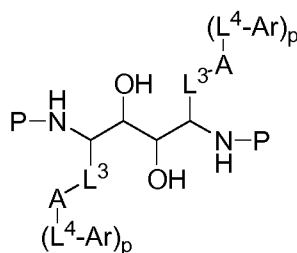
Compound 27

[0215] The mixture of Compound **26** (7.3 g) and triethylphosphite (100 mL) was heated at 160°C for 4 hours. Excess reagents were removed under reduced pressure. Purification by flash column chromatography (silica gel, hexanes/EtOAc = 3/1) gave Compound **27** (5 g).

Compound 22

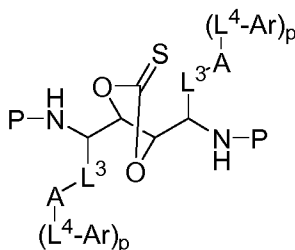
[0216] A mixture of Compound **27** (250 mg) in i-PrOH/EtOAc (5mL/5mL) was hydrogenated for 14 hours in the presence of 10%Pd/C (75 mg). CELITE was added to the mixture, and the mixture was stirred for 5 minutes. Filtration and evaporation of solvents gave Compound **22** (116 mg).

[0217] The skilled practitioner will recognize that the procedure outlined in Scheme 12 can be used to prepare a variety of 1,4-substituted 1,4-diamines analogous to Compound **22**. For example, an amine-protected 2,3-dihydroxy-1,4-diamine analogous to Compound **25** can be prepared:

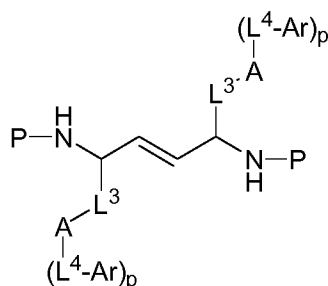


Analog of Compound 25

wherein L^3 , A, Ar, and P are as defined herein, and protecting group "P" is any amine protecting group described in described in Protective Groups in Organic Synthesis, Theodora W. Greene and Peter G. M. Wuts (John Wiley & Sons, Inc., New York, 1999, ISBN 0-471-16019-9), which is herein incorporated by reference in its entirety for all purposes. The analogs of Compound **25** can then be transformed, according to the methods outlined in Scheme **12**, to form analogs of Compound **26**:

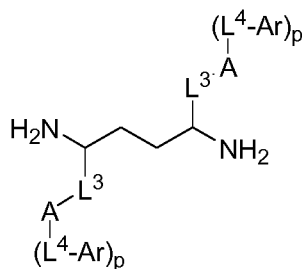


Analog of Compound **26**;



Analog of Compound **27**;

and analogs of Compound **22**:

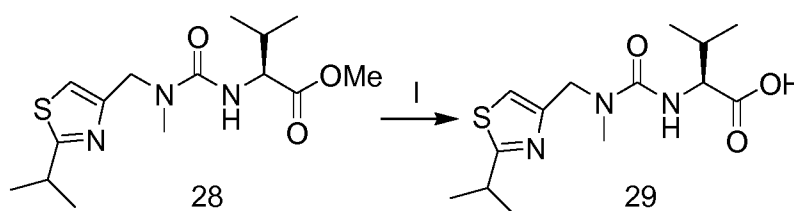


Analog of Compound **22**.

Preparation of Examples M and N

[0218]

Scheme 13



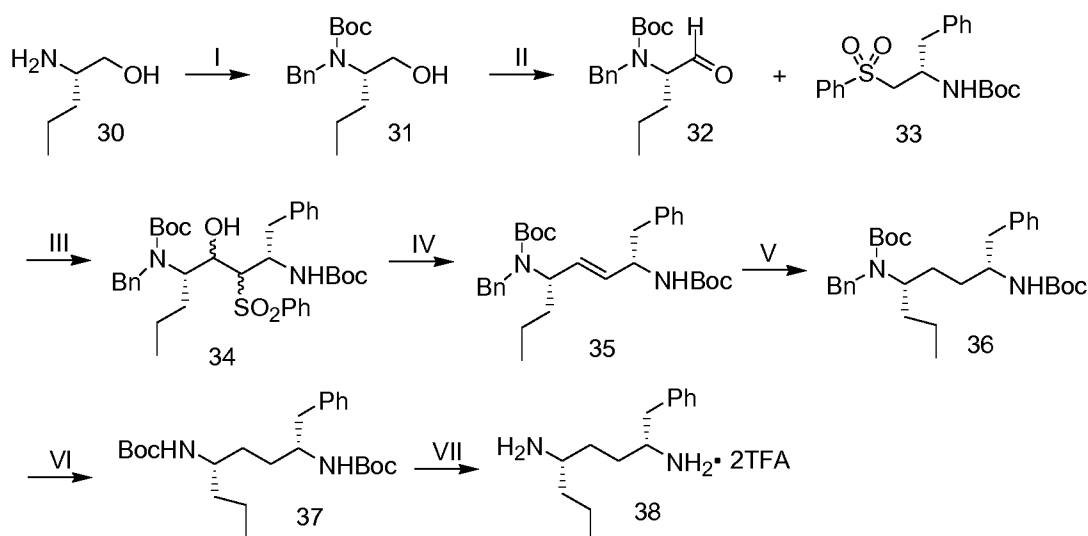
I. a. LiOH, THF/H₂O, 25 °C; b. HCl

Compound 29

[0219] Compound **28** was prepared using a procedure similar to that used to prepare Compound **6** (described in Scheme 4) except that Compound **9** was used instead of Compound **4**.

[0220] To a solution of Compound **28** (0.757 g, 2.31 mmol) in THF (9 mL) at room temperature was added freshly prepared 1M LiOH (4.6 mL, 4.6 mmol). After 1.5 h, 1 M HCl (7 mL, 7 mmol) was added and the reaction mixture extracted thoroughly with EtOAc (5 X 15mL). The combined organic layers were dried over anhydrous Na₂SO₄ and the volatiles removed *in vacuo* to afford 0.677 g (93%) of Compound **29** as a colorless glassy solid (LC/MS *m/z* 314.0 (M+H)⁺) that was used in the following procedures without further purification.

Scheme 14



I. a. PhCHO, MeOH; b. NaBH₄; c. Boc₂O, THF/H₂O. II. Pyr·SO₃, Et₃N, DMSO 0 °C. III. *n*-BuLi, MeOAl(*i*-Bu)₂, THF, -78 °C. IV. a. Ac₂O, pyr, CH₂Cl₂, b. 6% Na/Hg, Na₂HPO₄, MeOH. V. H₂, 10% Pd/C, MeOH. VI. Na/NH₃, THF, -35 °C. VII. 20% TFA/DCM.

Compound 30

[0221] Compound **30** was purchased from Aldrich Chemical Co., and used without further purification.

Compound 31

[0222] To a solution of Compound **30** (8.25 g, 80 mmol) in MeOH (50 mL), was added benzaldehyde (8.1 mL, 80 mmol) and the resulting solution was allowed to stir at room temperature. After 2 h, the reaction mixture was cooled to 0°C and NaBH₄ (3.33 g, 88 mmol) was added in portions. After allowing the reaction mixture to warm to room temperature over 2 h, glacial acetic acid (2 mL) was added. The resulting viscous solution was concentrated *in vacuo*. EtOAc and H₂O (50 mL each) were added and the aqueous phase was extracted with EtOAc. The combined organic phases were washed with saturated NaHCO₃, brine, and concentrated *in vacuo*. The resulting material was taken up in THF (25 mL)

and H₂O (25 mL) at room temperature and Boc₂O (15.1 g, 69.2 mmol) was added to produce an opaque suspension that was stirred vigorously for 2 h at room temperature. THF was removed *in vacuo*, and the aqueous layer was extracted with EtOAc. The combined organic layers were washed with brine and dried over anhydrous MgSO₄ and concentrated *in vacuo*. Chromatography on SiO₂ (3/1 Hex/EtOAc) afforded 18.5 g (79%) of Compound **31** as a colorless oil (LC/MS *m/z* 293.9 (M+H)⁺).

Compound 32

[0223] Compound **31** (5.95 g, 20.3 mmol) and Et₃N (9.9 mL, 71 mmol) were diluted in DMSO (65 mL) and allowed to age at room temperature for 30 min before cooling to 0°C. Pyridine•SO₃ was added in one portion and the reaction mixture was maintained at 5°C to prevent freezing. After 45 min, the reaction mixture was poured into icewater and extracted with EtOAc. The combined organic layers were washed with saturated NaHCO₃, H₂O, and dried over anhydrous MgSO₄ prior to concentration *in vacuo* (bath temperature 25 °C) to produce 4.39 g (74%) of Compound **32** as a clear, yellow colored oil that was used without further purification. ¹H-NMR (CDCl₃, 300 MHz) δ (major rotamer) 9.36 (br s, 1H); 5.01 (d, *J* = 15 Hz, 1H); 4.12 (d, *J* = 15 Hz, 1H); 3.45 (m, 1H); 2.04-1.88 (m, 1H); 1.80-1.58 (m, 1H); 1.54-1.20 (m, 2H); 1.47 (s, 9H); 0.91 (t, *J* = 7.2 Hz, 3H). (minor rotamer) 9.46 (br s, 1H); 4.71 (d, *J* = 15 Hz, 1H); 4.20 (d, *J* = 15 Hz, 1H); 3.78 (m, 1H); 2.04-1.88 (m, 1H); 1.80-1.58 (m, 1H); 1.54-1.20 (m, 2H); 1.47 (s, 9H); 0.91 (t, *J* = 7.2 Hz, 3H)

Compound 34

[0224] A suspension of Compound **33** (6.23 g, 16.6 mmol) in THF (500 mL) was heated under reflux until a homogeneous solution was obtained. The solution was cooled to -78°C and 1.6M *n*-BuLi (19.7 mL, 31.5 mmol) was introduced to produce a clear yellow solution. Meanwhile, DIBAL-OMe was prepared by dilution of DIBAL-H (1M in hexanes, 18.1 mL, 18.1 mmol) in THF (8 mL) and cooling to 0°C prior to addition of MeOH (0.73 mL, 18.1 mmol). This solution was allowed to age while Compound **32** (4.39 g, 15.1 mmol) was diluted in THF (15 mL) and cooled to -78°C. The DIBAL-OMe solution was cannulated to the solution of Compound **32** and allowed to age for 5 min prior to cannulation to the sulfur dianion solution. The resulting clear yellow solution was allowed to age at -78°C for 1h. The reaction was quenched by addition of saturated NH₄Cl (100 mL) at -78°C and allowed to warm to room temperature. Water was added until all precipitated solids were dissolved and the layers separated. The THF layer was concentrated *in vacuo* while the aqueous layer was extracted with EtOAc. The recombined organic layers were washed with brine, and the resulting emulsion was treated with solid NaOH until homogeneous bilayers resulted. The aqueous layer was extracted with EtOAc and the combined organics dried over anhydrous Na₂SO₄. Concentration *in vacuo* produced 9.57 g (95%) of Compound **34** as an amorphous white solid (LC/MS *m/z*: 689.3 (M+Na)⁺) that was used in the following procedures without further purification.

Compound 35

[0225] Crude Compound **34** was suspended in CH₂Cl₂ (65 mL) followed by addition of pyridine (6.7 mL, 83 mmol) and acetic anhydride (3.5 mL, 36.5 mmol). The resulting solution was allowed to age at room temperature overnight. MeOH (6 mL) was added and after 10 min, the reaction was poured into brine. Addition of water produced a bilayer that was separated and the aqueous phase was repeatedly extracted with CH₂Cl₂. The combined organic layers were dried over anhydrous MgSO₄ and concentrated *in vacuo* to produce 8.95 g (88%) of a white solid that was immediately taken up in MeOH (100 mL). Na₂HPO₄ (11.4 g, 80.3 mmol) was added and the resulting slurry was cooled to 0°C prior to addition of Na-Hg (6%, 14.5 g, 37.8 mmol) in portions. After aging at room temperature overnight, H₂O (30 mL) was added and the reaction was filtered through a celite pad. MeOH was removed *in vacuo* and the aqueous residue was extracted with EtOAc. The combined organic layers were washed with brine, dried over anhydrous MgSO₄ and concentrated *in vacuo* to a yellow oil that was purified by chromatography on SiO₂ (0-15% EtOAc/hexanes) to afford 2.14 g (34%) of Compound **35** as a colorless oil (LC/MS *m/z*: 531.2 (M+Na)⁺).

Compound 36

[0226] Compound **35** (1.73 g, 3.4 mmol) was diluted in MeOH (7.5 mL) and 10% Pd/C (0.36 g, 0.34 mmol) was added. The atmosphere was replaced with a H₂ balloon and the reaction mixture allowed to age at room temperature. After 2 h, the reaction mixture was filtered through a pad of celite, the filtrate was washed several times with MeOH, and the combined organic layers were concentrated *in vacuo* to afford 1.45 g (83%) of Compound **36** as a colorless oil (LC/MS *m/z*: 533.2 (M+Na)⁺) that was used in the following procedures without further purification.

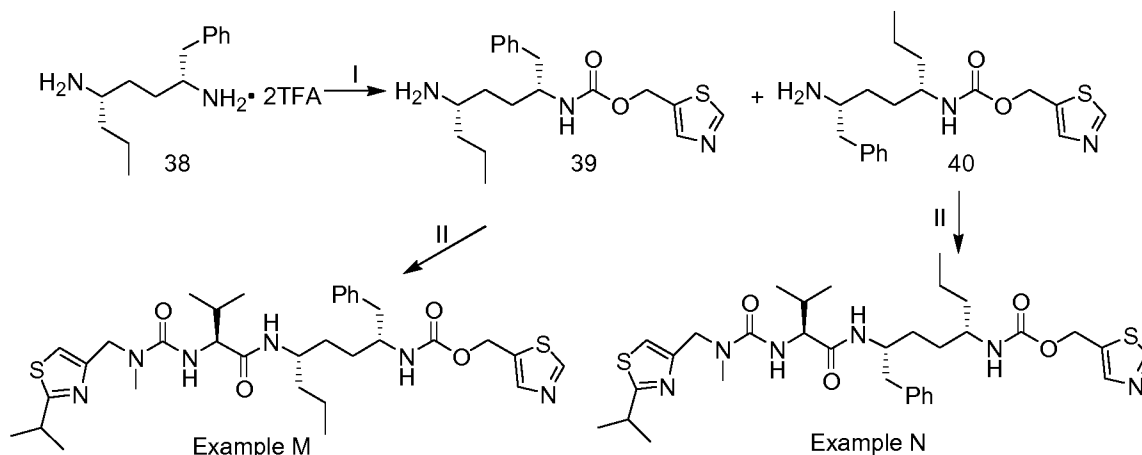
Compound 37

[0227] Compound **36** (0.528 g, 1.03 mmol) was diluted in THF (3 mL) and added to liquefied ammonia (approx. 20 mL) at -35°C. Small pieces of Na were added until a blue color persisted. After 1.5 h, solid NH₄Cl was added in portions until the remaining Na was destroyed and the ammonia was allowed to escape at ambient temperature. Water and EtOAc (20 mL each) were added, and the aqueous layer was extracted with EtOAc. The combined organic layers were washed with brine, dried over Na₂SO₄ and concentrated *in vacuo* to afford 0.395 g (91%) of Compound **37** as an amorphous white solid that was used without further purification in the following procedures (LC/MS *m/z*: 421.1 (M+H)⁺; 443.2 (M+Na)⁺).

Compound 38

[0228] Compound **37** (0.362 g, 0.861 mmol) was diluted in CH₂Cl₂ (3.2 mL). Trifluoroacetic acid (0.8 mL) was added and the clear solution was allowed to age overnight. Following concentration *in vacuo*, the residue was azeotroped with toluene several times to remove residual TFA. 0.382 g (99%) of the bis-trifluoroacetate salt of Compound **38** was collected as a colorless oil that was used without further purification (LC/MS *m/z*: 221.1 (M+H)⁺).

Scheme 15



I. carbonate **16**, DIPEA, MeCN; II. acid **29**, EDC, HOBT, DIPEA, THF

Compounds 39 and 40

[0229] Compound **38** (0.382 g, 0.852 mmol) was diluted in MeCN (10 mL) and *N,N*-diisopropylethylamine (0.60 mL, 3.41 mmol) was added, followed by a solution of Compound **16** in MeCN (1.5 mL). The clear, yellow solution was allowed to age at room temperature for 4 h and the volatiles were removed *in vacuo*. The residue was taken up in a 3/1 CHCl₃/IPA (v/v, 13 mL) and treated with saturated Na₂CO₃ (3 mL). The resulting suspension was diluted with H₂O (3 mL), and the aqueous phase thoroughly extracted with 3/1 CHCl₃/IPA. The combined organic layers were dried over a 3/2 (w/w) mixture of anhydrous Na₂SO₄/anhydrous Na₂CO₃ and concentrated *in vacuo*. Chromatography on SiO₂ (0-20% MeOH/CH₂Cl₂) afforded 0.043 g (14%) of Compound **39** as a colorless film (LC/MS *m/z*: 362.1 (M+H)⁺) and 0.105 g (34%) of Compound **40** as a colorless film (LC/MS *m/z*: 362.1 (M+H)⁺).

Example M

[0230] A flask was charged with Compound **39** (0.048 g, 0.133 mmol) and Compound **29** was added as a 0.2 M solution in THF (0.8 mL, 0.160 mmol). THF (1 mL) was added, followed by DIPEA (0.026 mL, 0.145 mmol), HOBT (0.022 g, 0.160 mmol) and finally EDC (0.028 mL, 0.160 mmol). The clear, colorless solution was allowed to age overnight. Volatiles were removed *in vacuo* and the residue chromatographed on SiO₂ (0-20% MeOH/CH₂Cl₂). Fractions containing the desired compound were concentrated *in vacuo* and submitted to preparatory LC/MS purification to afford 0.018 g (20%) of Example **M** as a colorless film LC/MS *m/z*: 657.2 (M+H)⁺; ¹H-NMR (CDCl₃, 300 MHz) δ 8.95 (s, 1H); 7.88 (br s, 1H); 7.27-7.04 (m, 5H); 7.04 (s, 1H); 6.60-6.20 (m, 2H); 5.22 (m, 2H); 5.12 (d, *J* = 9.3 Hz, 1H); 4.50 (m, 2H); 4.01 (br

s, 1H); 3.83 (m, 2H); 3.38 (m, 1H); 3.10-2.94 (m, 3H); 2.74 (m, 2H); 2.23 (m, 1H); 1.64-1.15 (m, 8H); 1.40 (d, $J = 6.9$ Hz, 6H); 0.96 (m, 6H); 0.83 (t, $J = 6.9$ Hz, 3H).

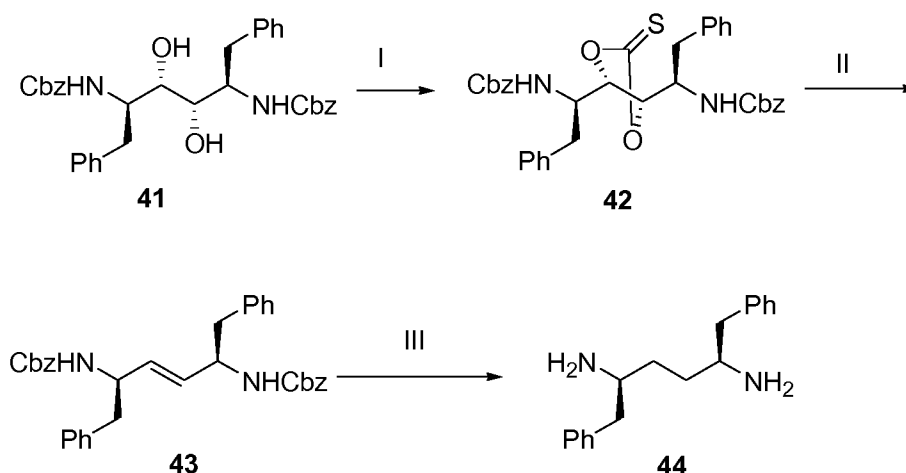
Example N

[0231] Example N was prepared using procedures similar to those used to prepare Example M, using the following reagents: Compound 40 (0.055 g, 0.152 mmol); Compound 29 (0.92 mL of 0.2 M THF solution, 0.183 mmol); THF (1 mL); DIPEA (0.040 mL, 0.228 mmol); HOBt (0.025 g, 0.182 mmol); EDC (0.032 mL, 0.182 mmol). 0.087 g (87%) of Example N was isolated as a colorless film (LC/MS m/z : 657.2 (M+H)⁺; ¹H-NMR CCl₃, 300 MHz) δ 8.84 (s, 1H); 7.86 (s, 1H); 7.27-7.04 (m, 5H); 7.04 (s, 1H); 6.28 (br s, 1H); 6.12 (br s, 1H); 5.25 (m, 2H); 5.11 (d, $J = 9.0$ Hz, 1H); 4.62-4.32 (m, 2H); 4.19 (m, 1H); 4.01 (br s, 1H); 3.53 (m, 1H); 3.10-2.90 (m, 3H); 2.72 (d, $J = 6.0$ Hz, 2H); 2.29 (m, 1H); 1.65-1.18 (m, 8H); 1.39 (d, $J = 6.9$ Hz, 6H); 1.00-0.78 (m, 9H).

Preparation of Examples O and P

[0232]

Scheme 16



I. TCDI/THF/65 °C; II. P(OEt)₃/160 °C; III. H₂, 10% Pd/C.

Compound 41

[0233] Compound 41 was prepared following the procedure described in J. Org. Chem. 1996, 61, 444-450.

Compound 42

[0234] A mixture of Compound 41 (1.73 g, 3 mmol) and 1,1'-thiocarbonyldiimidazole (1.14 g, 6.1 mmol) in THF (60 mL) was heated at 65°C for 72 hours. Solvent was removed under reduced pressure. The mixture was diluted with EtOAc, and washed successively with 1N HCl, water, and brine, and dried over MgSO₄. Purification by flash column chromatography (silica gel, hexanes/EtOAc = 1/1) gave Compound 42 (980 mg). m/z : 611.1 (M+H)⁺.

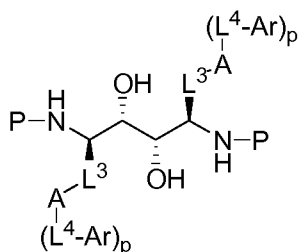
Compound 43

[0235] A mixture of Compound 42 (980 mg) and triethyl phosphite (10 mL) was heated at 160°C for 14 hours. The excess reagents were removed under reduced pressure. Recrystallization from a mixture of hexanes (11 mL) and EtOAc (3.6 mL) gave Compound 57 (580 mg). m/z : 557.3 (M+Na)⁺.

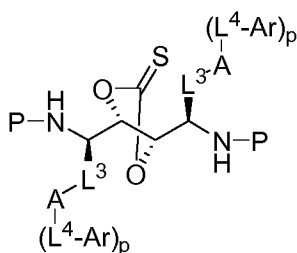
Compound 44

[0236] A mixture of Compound **43** (580 mg) in i-PrOH/EtOAc (12 mL/12 mL) was hydrogenated under high pressure (100 psi) for 24 hours in the presence of 10%Pd/C (200 mg). Celite was added and the mixture was stirred for 5 minutes. Filtration and evaporation gave Compound **44** (285 mg). m/z: 269.1 (M+H)⁺.

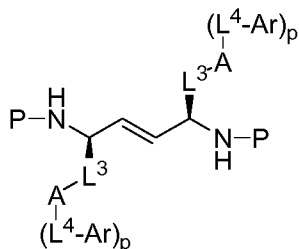
[0237] The skilled practitioner will recognize that the procedure outlined in Scheme **16** can be used to prepare a variety of 1,4-substituted 1,4-diamines analogous to Compound **44**. For example, an amine-protected 2,3-dihydroxy-1,4-diamine analogous to Compound **41** can be prepared:

Analog of Compound **41**

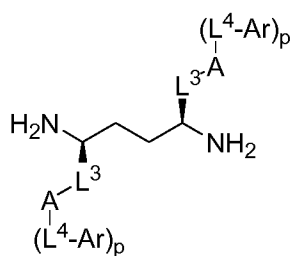
wherein L³, A, Ar, and P are as defined herein, and protecting group "P" is any amine protecting group described in Protective Groups in Organic Synthesis, Theodora W. Greene and Peter G. M. Wuts (John Wiley & Sons, Inc., New York, 1999, ISBN 0-471-16019-9). The analogs of Compound **41** can then be transformed, according to the methods outlined in Scheme **16**, to form analogs of Compound **42**:

Analog of Compound **42**;

analog of Compound **43**:

Analog of Compound **43**;

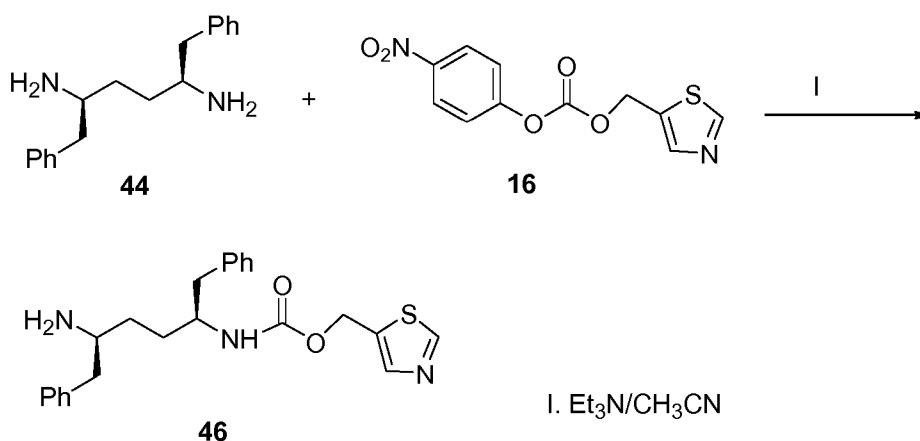
and
analog of Compound **44**:



Analog of Compound 44.

[0238] It will also be recognized that stereochemical configurations other than those shown (i.e., enantiomers or diastereomers) can be prepared by the selection of analogs of Compound 41 having the appropriate stereochemical configuration at the chiral centers.

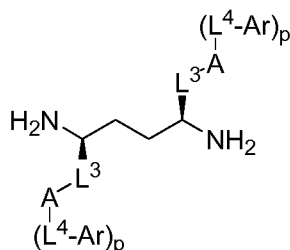
Scheme 17



Compound 46

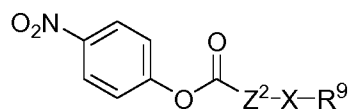
[0239] To the solution of Compound 45 (950 mg, 3.5 mmol) in CH₃CN (36 mL) at 0°C was added Compound 16 (892 mg, 3.2 mmol), followed by diisopropylethylamine (1.2 mL, 7 mmol). The mixture was stirred for 12 hours at 25°C. The mixture was diluted with EtOAc, and washed successively with saturated Na₂CO₃, water, and brine. Purification by flash column chromatography (silica gel, 100% EtOAc to CH₂Cl₂/MeOH = 4/1) gave Compound 46 (770 mg). m/z: 410.1 (M+H)⁺.

[0240] The skilled practitioner will recognize that the procedure outlined in Scheme 17 can be used to prepare a variety of compounds analogous to Compound 46. For example, 1,4-diamines analogous to Compound 44 can be prepared as discussed above:



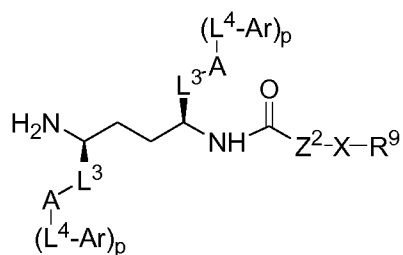
Analog of Compound 44.

[0241] The analogs of Compound 44 can then be reacted with analogs of Compound 16:



Analogs of Compound 16,

(wherein Z^2 , X, and R^9 are as defined herein) to form analogs of Compound 46:



[0242] It will also be recognized that stereochemical configurations other than those shown (i.e., enantiomers or diastereomers) can be prepared by the selection of analogs of Compound 44 having the appropriate stereochemical configuration at the chiral centers.

9 + **47** $\xrightarrow{\text{I}}$ **48**

48 $\xrightarrow{\text{II}}$ **49**

49 $\xrightarrow{\text{III}}$ **O**

O $\xrightarrow{\text{IV}}$ **P**

40

45

50

[0245] To a solution of Compound **48** (240 mg, 0.65 mmol) in dioxane (4 mL) and water (4 mL) was added sodium hydroxide (40 mg, 1 mmol). The mixture was stirred for 1 hour and acidified with 4 N HCl in dioxane (0.25 mL, 1 mmol). The mixture was extracted with EtOAc and organic phase was dried with MgSO₄. Concentration gave Compound **49** (200 mg). m/z: 356.2 (M-H)⁺.

Example O

[0246] To a solution of corresponding acid **49** (30 mg, 0.08 mmol) and Compound **46** (22 mg, 0.05 mmol) in THF (1 mL) were added HOBt (15 mg, 0.11 mmol), EDC (20 μ L, 0.11 mmol), and diisopropylethylamine (0.2 mL). The mixture was stirred for 12 hours and concentrated. Purification by flash column chromatography (hexanes/EtOAc = 1/5 to 0/100) gave Example **O** (17 mg). m/z: 749.3 (M+H)⁺.

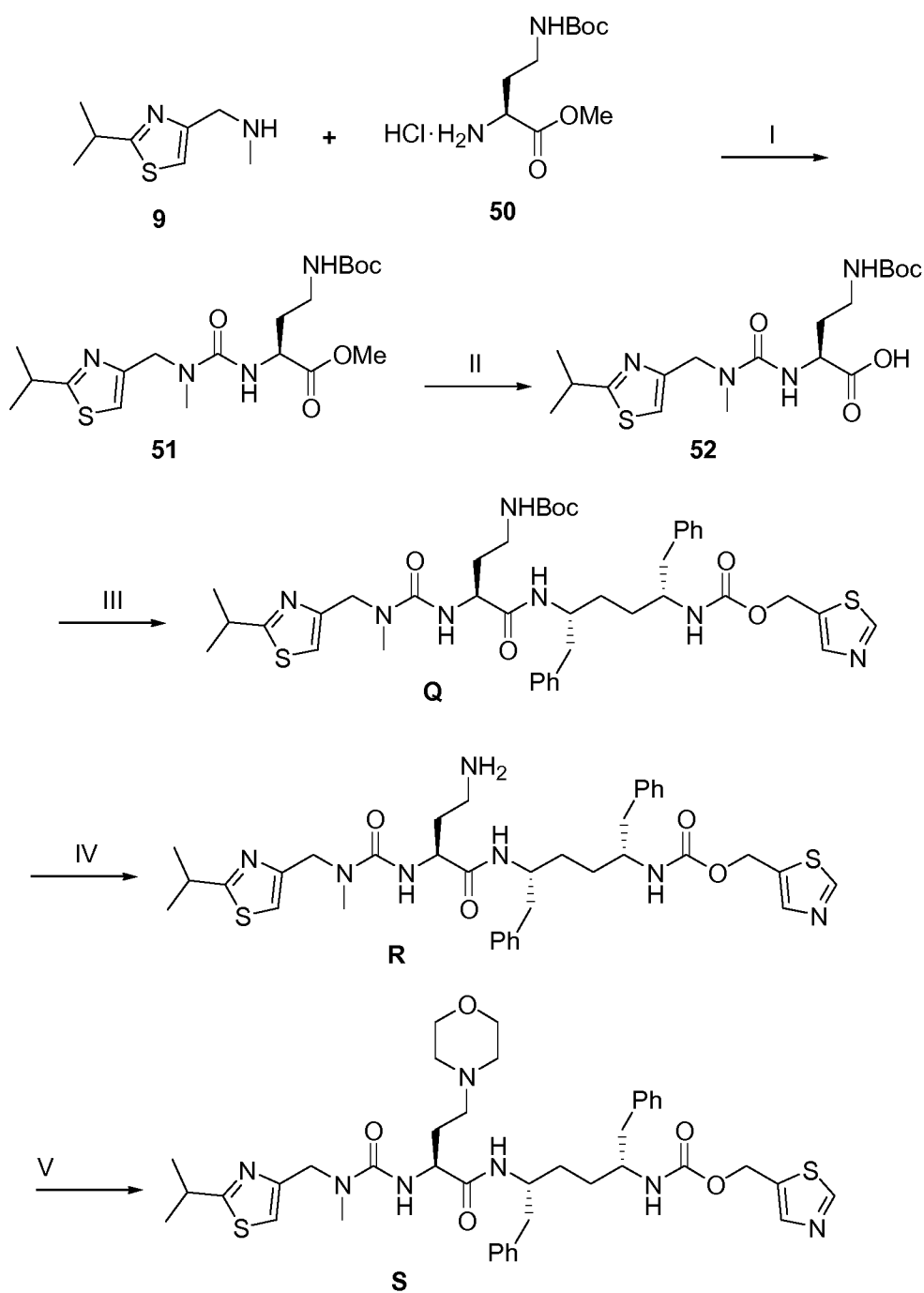
Example P

[0247] To Example **O** (17 mg) was added TFA (2 mL). The mixture was stirred for 3 hours and concentrated. The mixture was diluted with THF (2 mL) and 1.0 N NaOH solution was added until pH 11. The mixture was stirred for 10 minutes, and extracted with EtOAc. The organic phase was washed with water and brine. Purification by flash column chromatography (EtOAc) gave Example **P** (12 mg). ¹H-NMR (CDCl₃) δ 8.76 (1 H, s), 7.79 (1 H, s), 7.25-6.9 (11 H, m), 6.51 (1 H, broad), 5.42 (1 H, m), 5.18 (2 H, m), 4.42 (2 H, m), 4.22 (1 H, m), 4.10 (1 H, m), 3.95 (1 H, m), 3.79 (1 H, m), 3.58 (1 H, m), 3.23 (1 H, m), 2.93 (3 H, s), 2.9-2.5 (4 H, m), 1.6-1.2 (10 H, m); m/z: 693.2 (M+H)⁺.

Preparation of Examples Q, R, and S

[0248]

Scheme 19



I. CDI, DIPEA, CH₂Cl₂; II. LiOH, THF/H₂O;
 III. Cmpd. 8, DIPEA, EDC, HOBt, THF;
 IV.a. HCl/dioxane; b. Na₂CO₃; V.
 (BrCH₂CH₂)₂O, NaHCO₃, DMF

Compound 50

[0249] Compound **50** is commercially available from Chem Impex International, and used without further purification.

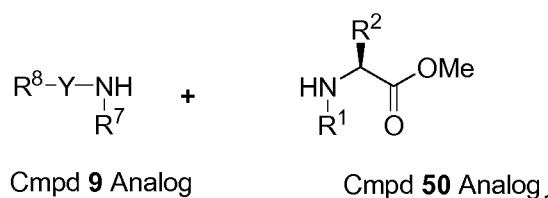
Compound 51

[0250] Compound **50** (7.0 g, 26.0 mmol) was dissolved in CH_2Cl_2 (330 mL) and 1,1-carbonyldiimidazole (4.22 g, 26.0 mmol) was added, followed by $i\text{-Pr}_2\text{NEt}$ (19 mL, 104 mmol). The solution was stirred at 25°C for 12 hours. Compound **9** (4.44 g, 26.0 mmol) was dissolved in 20 mL of CH_2Cl_2 and added to the reaction mixture. The solution was stirred at 25°C for 7 hours. The solvent was removed *in vacuo* and the residue was diluted with ethyl acetate and washed with water and brine. The organic layers were dried (Na_2SO_4), filtered, and evaporated. Purification by Combiflash® (stationary phase: silica gel; eluent: 66-100% EtOAc/Hexane gradient) gave Compound **51** (7.34 g). m/z : 429.0 ($\text{M}+\text{H}$)⁺.

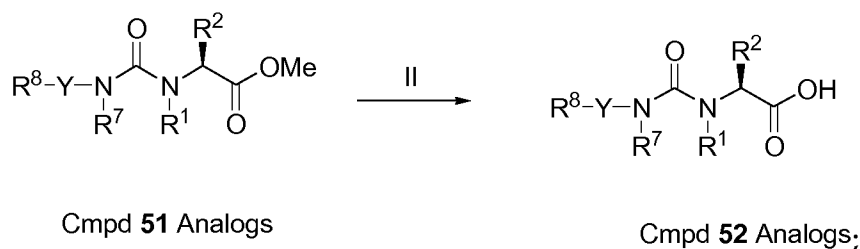
Compound 52

[0251] Compound **51** (7.34 g, 17.13 mmol) was dissolved in THF (90 mL) and 1M aqueous LiOH (35 mL) was added. The mixture was stirred at 25°C for 0.5 hour. The reaction was quenched with 1M HCl (51 mL) and the mixture was adjusted to pH 2. The mixture was extracted with ethyl acetate. The organic layers were dried over Na_2SO_4 , filtered, and evaporated to provide Compound **52** (7.00 g). The recovered Compound **52** was used in the next step without further purification. m/z : 415.0 ($\text{M}+\text{H}$)⁺.

[0252] The skilled practitioner will recognize that the procedure outlined in Scheme **19** can be used to prepare a variety of compounds analogous to Compounds **51** and **52**. For example, amines analogous to Compound **9** can be reacted with the appropriate amino ester analogous to Compound **50**:



to form compounds analogous to Compound **51**, which are further reacted to form compounds analogous to Compound **52**:



wherein R^1 , R^2 , R^7 , R^8 and Y are as defined herein.

[0253] It will also be recognized that stereochemical configurations other than those shown (i.e., enantiomers or diastereomers) can be prepared by the selection of analogs of Compound **50** having the appropriate stereochemical configuration at the chiral center.

Example Q

[0254] Compound **52** (2.57 g, 6.21 mmol) was dissolved in THF (67 mL). Compound **8** (2.10 g, 5.13 mmol) was added, followed by HOBt (1.04 g, 7.70 mmol), $i\text{-Pr}_2\text{NEt}$ (3.67 mL, 20.52 mmol), and EDC (1.82 mL, 10.26 mmol). The mixture was stirred at 25°C for 12 hours. The solvent was removed under reduced pressure. The residue was diluted with ethyl acetate and washed sequentially with saturated aqueous Na_2CO_3 , water, and brine. The organic phase was dried over Na_2SO_4 , filtered, and evaporated. Purification by flash column chromatography (stationary phase: silica gel; eluent: 5% $i\text{PrOH}/\text{CH}_2\text{Cl}_2$) gave Example **Q** (3.02 g). m/z : 806.2 ($\text{M}+\text{H}$)⁺.

Example R

[0255] Example **Q** (3.02 g, 3.74 mmol) was suspended in 4.0 N HCl/dioxane solution (30 mL) and stirred at 25°C for

3 hours. Solvent was removed under reduced pressure and Et₂O was poured into the reaction mixture. The resulting suspension was stirred vigorously for 1.5 hours. The solid was allowed to settle and the ether layer was decanted. Washing of the precipitate with Et₂O was repeated two more times. The product was dried *in vacuo* to afford a white solid (3.18 g, quantitative yield). Saturated aqueous Na₂CO₃ solution was added to above solid (3.18 g) with stirring until solid disappeared. The aqueous solution was extracted with ethyl acetate. The organic phases were dried over Na₂SO₄, filtered, and evaporated to afford Example R as a yellow foam (2.44g, 81%). The recovered Example R was used without further purification in the next step. m/z: 706.1 (M+H)⁺.

Example S

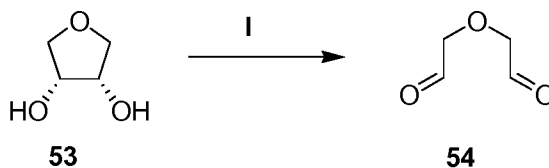
Method I:

[0256] Example R (1.00g, 1.42 mmol) was dissolved in DMF (20 mL) and bromoethyl ether (196 μL, 1.56 mmol) was added dropwise, followed by NaHCO₃ (0.239 g, 2.84 mmol). The reaction mixture was stirred at 25°C for 2 hours. The solution was heated to 65°C and stirred for 12 hours. The solvent was removed under reduced pressure. The residue was diluted with EtOAc and washed sequentially with water and brine. The organic phase was dried over Na₂SO₄ filtered, and evaporated. Purification by reverse-phase HPLC (Phenomenex Synergi® Comb-HTS column, eluent: 5-95% CH₃CN/water) gave Compound 70 (580 mg, 53%). ¹H NMR (CDCl₃) δ 8.98 (s, 1H); 7.90 (s, 1H); 7.75 (m, 1H); 7.40-7.00 (m, 11H); 6.55 (br s, 1H); 5.58 (m, 1H); 5.28, 5.19 (d_{AB}, J=14 Hz, 2H); 4.70-4.37 (m, 3H); 3.99 (m, 5H); 3.76 (br s, 1H); 3.65-3.30 (m, 3H); 2.97 (m, 5H); 2.90-2.60 (m, 6H); 2.28 (br s, 1H); 1.91 (br s, 1H); 1.60-1.30 (m, 10H). m/z: 776.2 (M+H)⁺

Method II:

[0257]

Scheme 20



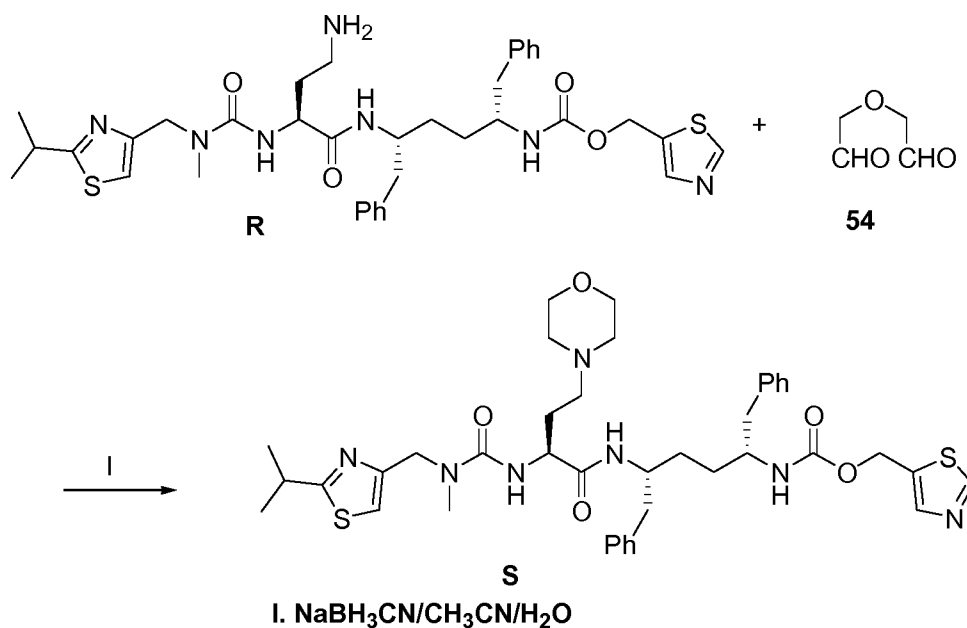
I. NaIO₄, H₂O

Compound 54

[0258] Compound 54 was prepared following the procedure described in T. Med. Chem. 1993, 36, 1384 (herein incorporated by reference in its entirety for all purposes).

[0259] To solution of Compound 53 (0.550 g, 5.28 mmol) (Sigma-Aldrich) in H₂O (8.8 mL) at 0°C was added NaIO₄ (1.016 g, 4.75 mmol). The mixture was allowed to slowly warm to 25°C and stirred for 12 hours. Solid NaHCO₃ was added to the reaction mixture until pH 7. CHCl₃ (16 mL) was added and the mixture was allowed to stir for 5 minutes. The mixture was filtered and the solid was washed with CHCl₃ (6 mL). The combined H₂O/CHCl₃ solution was used directly in the next step without further purification.

Scheme 21

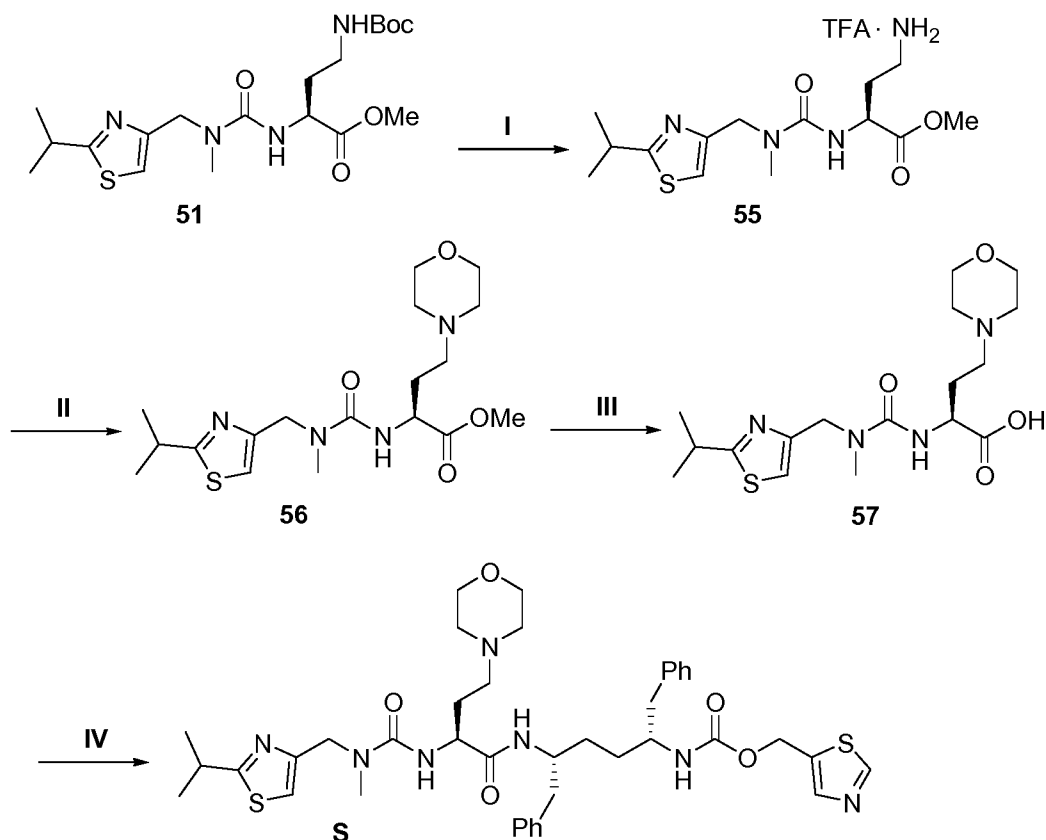
Example S

[0260] To a solution of Example **R** (70 mg, 0.1 mmol) in CH_3CN (5 mL) was added sodium cyanoborohydride (50 mg) in water (5 mL). To the above mixture was added a solution of dialdehyde Compound **54** (0.6 mmol) in $\text{CHCl}_3/\text{H}_2\text{O}$ (4 mL/ 1 mL). The mixture was stirred for 12 hours, and basified with saturated Na_2CO_3 solution. The mixture was extracted with EtOAc, and organic phase was washed with water and brine, and dried over Na_2SO_4 . Purification by reverse-phase HPLC (Phenomenex Synergi® Comb-HTS column) gave Example **S** (57 mg).

Method III

[0261]

Scheme 22



I. TFA, CH_2Cl_2 ; II. Cmpd 54, NaBH_3CN , $\text{H}_2\text{O}/\text{CH}_3\text{CN}$; III. LiOH , $\text{THF}/\text{H}_2\text{O}$; IV. amine Cmpd 8, DIPEA, EDC, HOBT, THF

Compound 55

[0262] Compound **51** (0.28 g, 0.66 mmol) was dissolved in CH_2Cl_2 (4 mL) and TFA (1 mL) was added dropwise. The reaction was allowed to stir at 25°C for 1 hour. The solvent was removed under reduced pressure to afford Compound **55** (0.39 g). m/z : 329.0 ($\text{M}+\text{H}$)⁺.

Compound 56

[0263] To a solution of Compound **55** (0.39 g, 0.89 mmol) in CH_3CN (45 mL) was added NaBH_3CN (0.45 g, 7.12 mmol) and H_2O (45 mL). A solution of Compound **54** (0.55 g, 5.34 mmol) in $\text{CHCl}_3/\text{H}_2\text{O}$ (40 mL) was added. The mixture was stirred at 25°C for 12 hours. The reaction mixture was made basic with saturated aqueous Na_2CO_3 and extracted sequentially with ethyl acetate and dichloromethane. The combined organic layers were washed sequentially with H_2O and brine, dried over Na_2SO_4 , filtered, and evaporated. Purification by Combiflash® (stationary phase: silica gel; eluent: 0-10% $\text{MeOH}/\text{CH}_2\text{Cl}_2$ gradient) gave Compound **56** (0.17 g). m/z : 399.1 ($\text{M}+\text{H}$)⁺.

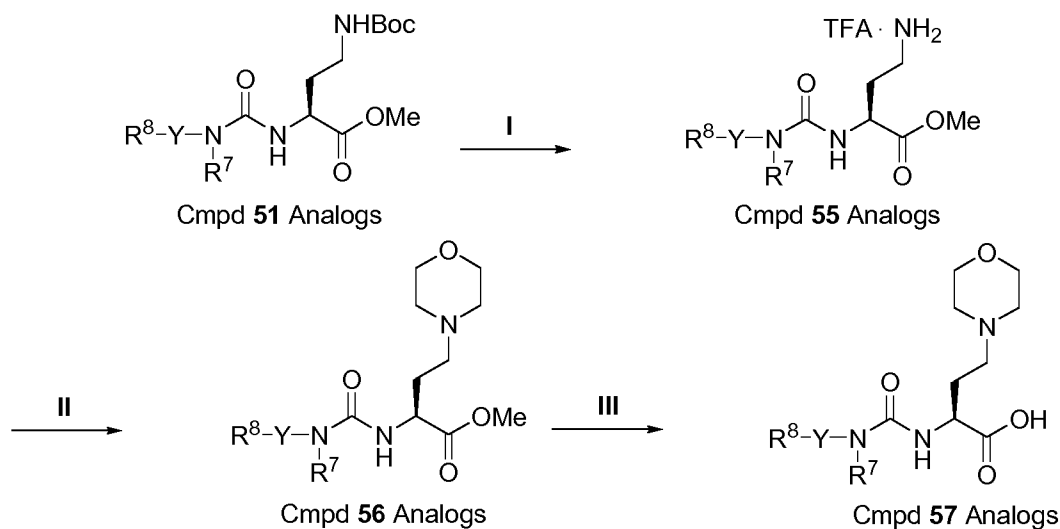
Compound 57

[0264] Compound **56** (377 mg, 0.95 mmol) was dissolved in THF (4 mL) and 1M aqueous LiOH (1.90 mL) was added. The mixture was stirred at 25°C for 1 hour. The reaction was neutralized with 1M HCl . THF was removed under reduced pressure and the aqueous solution was lyophilized to afford Compound **57** (365 mg). The material was used directly in the next step without further purification. m/z : 385.1 ($\text{M}+\text{H}$)⁺.

Example S

[0265] Example **S** (185 mg, 57%) was prepared following the same procedure as for Example **Q**, except that Compound **57** (160 mg, 0.42 mmol) was used instead of Compound **52**. mass m/z : 776.2 (M+H)⁺.

[0266] The skilled practitioner will recognize that the procedure outlined in Scheme **22** can be used to prepare a variety of compounds analogous to Compounds **55-57**:



I. TFA, CH₂Cl₂; II. Ex. R, NaBH₃CN, H₂O/CH₃CN; III. LiOH, THF/H₂O

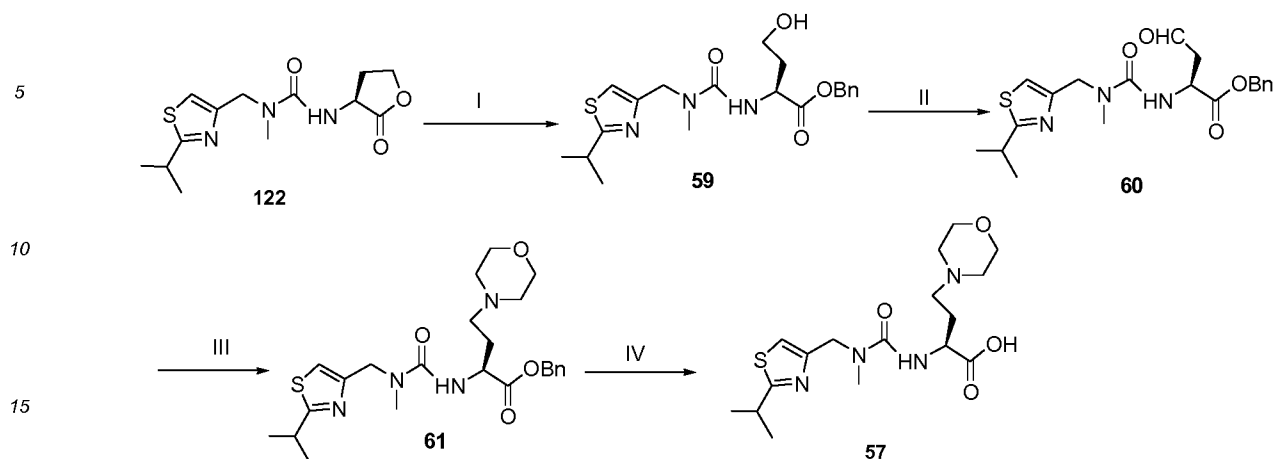
wherein R⁷, R⁸ and Y are as defined herein.

[0267] It will also be recognized that stereochemical configurations other than those shown (i.e., enantiomers or diastereomers) can be prepared by the selection of analogs of Compound **51** having the appropriate stereochemical configuration at the chiral center.

Method IV

[0268]

Scheme 23



I. a. NaOH/H₂O; b. BnBr; II. SO₃/pyridine; III. morpholine/NaBH(OAc)₃; IV. a. NaOH; b. HCl

Compound 59

[0269] To a solution of Compound **122** (33 g, 112 mmol) (see Scheme **69**) in ethanol (366 mL) at 0°C was added a solution of sodium hydroxide (4.7 g, 117 mmol) in water (62 mL). The mixture was stirred for one hour at 25°C, and solvents were removed under reduced pressure. The mixture was coevaporated with ethanol (3x400 mL), and dried at 60°C for two hours under high vacuum to give a white solid. To the solution of above solid in DMF (180 mL) was added benzyl bromide (16.2 mL, 136 mmol). The mixture was stirred for 16 hours under darkness, and was quenched with water (300 mL). The mixture was extracted with EtOAc (4x300 mL). The combined organic phase was washed with water (5x) and brine, and dried over Na₂SO₄. Concentration gave Compound **59** (48 g), which was used in the next step without further purification.

Compound 60

[0270] A mixture of Compound **59** (33 g, 74 mmol) in DMSO (225 mL) and Et₃N (36 mL) was stirred for 30 minutes. The mixture was cooled to 0-10°C, SO₃-pyridine (45 g) was added, and the stirring was continued for 60 minutes. Ice (300 g) was added, and the mixture was stirred for 30 minutes. EtOAc (300 mL) was added and sat. Na₂CO₃ was added until pH was 9-10. The organic phase was separated from the aqueous phase, and the aqueous phase was extracted with EtOAc (2x300 mL). The combined organic phases were washed with sat Na₂CO₃ (2x), water (3x), and brine. The mixture was dried over Na₂SO₄ and concentrated to give Compound **60** (32 g), which was used directly in next step without further purification.

Compound 61

[0271] To a solution of Compound **60** (32 g) in CH₃CN (325 mL) was added morpholine (12.9 mL, 148 mmol), with a water bath around the reaction vessel, followed by HOAc (8.9 mL, 148 mmol), and NaBH(OAc)₃ (47 g, 222 mmol). The mixture was stirred for 12 hours. CH₃CN was removed under reduced pressure, and the mixture was diluted with EtOAc (300 mL). Sat. Na₂CO₃ was added until the pH was 9-10. The organic phase was separated from the aqueous phase, and the aqueous phase was extracted with EtOAc (2x300 mL). The combined organic phases were washed with sat Na₂CO₃ (2x), water (1x), and brine (1x). The mixture was dried over Na₂SO₄. The resulting residue was concentrated and purified by silica gel column chromatography (EtOAc to DCM/iPrOH = 10/1) to give Compound **61** (30 g).

Compound 57

[0272] To a solution of Compound **61** (26.5 g, 56 mmol) in ethanol (160 mL) at 0°C was added a solution of sodium hydroxide (2.5 g, 62 mmol) in water (30 mL). The mixture was stirred for one hour at 25°C, and solvents were removed under reduced pressure. The mixture was diluted with water (200 mL), and was washed with CH₂Cl₂ (6x100 mL). The

water phase was acidified with 12 N HCl (5.2 mL), and was dried under reduced pressure to give Compound 57 (22 g).

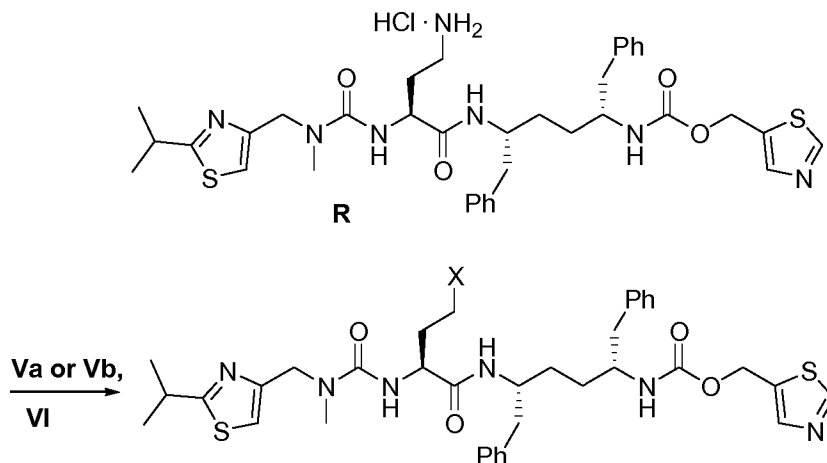
Example S

[0273] Compound **57** was converted to Example **S** using the procedure described in Method III, above.

Preparation of Compounds T and U

[0274]

Scheme 24



Va. CH₃COCl, DIPEA, CH₂Cl₂; Vb. CH₃COOH, DIPEA, EDC, HOBT, THF; VI. MsCl, DIPEA, CH₂Cl₂;

**Compounds:
Ex. T: X=NHAc
Ex. U: X=NHMs**

Example T

Method I

[0275] The hydrochloride salt of Example **R** (100 mg, 0.13 mmol) was suspended in CH₂Cl₂ (2 mL) and dissolved by addition of iPr₂NEt (69 μL). Acetyl chloride (11 μL) was added dropwise and the mixture was allowed to stir at 25°C for 4 hours. The solvent was removed *in vacuo*. Purification of the residue by flash column chromatography (stationary phase: silica gel; eluent: 8% iPrOH/CH₂Cl₂) gave Example **T** (39 mg, 40%). m/z: 748.2 (M+H)⁺. ¹H NMR (CDCl₃) δ 8.85 (s, 1H); 7.87 (s, 1H); 7.73 (s, 1H); 7.40-7.00 (m, 13H); 6.45 (br s, 1H); 5.70 (m, 1H); 5.32, 5.22 (d_{AB}, J=13 Hz, 2H); 4.51 (s, 2H); 4.20-3.90 (m, 4H); 3.78 (m, 1H); 3.38 (m, 2H); 3.20-2.50 (m, 8H); 1.95 (s, 4H); 1.82 (m, 2H); 1.41 (m, 6H).

Method II

[0276] Saturated aqueous Na₂CO₃ solution was added to the hydrochloride salt of Example **R** (3.18 g, 3.46 mmol) while stirring until the solid disappeared. The aqueous solution was extracted with ethyl acetate. The organic phases were dried over Na₂SO₄, filtered, and evaporated to afford Example **R** as a yellow foam (2.44g, 81%). This material was used without further purification in the next step. m/z: 706.1 (M+H)⁺.

[0277] Example **R** (300 mg, 0.43 mmol) was dissolved in THF (5.5 mL). Acetic acid (37 μL, 0.64 mmol) was added, followed by HOBT (85 mg, 0.64 mmol), iPr₂NEt (304 μL, 1.70 mmol), and EDC (151 μL, 0.85 mmol). The reaction mixture was allowed to stir at 25°C for 12 hours. The solvent was removed under reduced pressure. The residue was diluted with EtOAc and washed sequentially with saturated aqueous Na₂CO₃, water, and brine. The organic phase was dried over Na₂SO₄, filtered, and evaporated. Purification by Combiflash® (stationary phase: silica gel; eluent: 10% MeOH/CH₂Cl₂) gave Example **T** (249 mg, 77%). m/z: 748.2 (M+H)⁺.

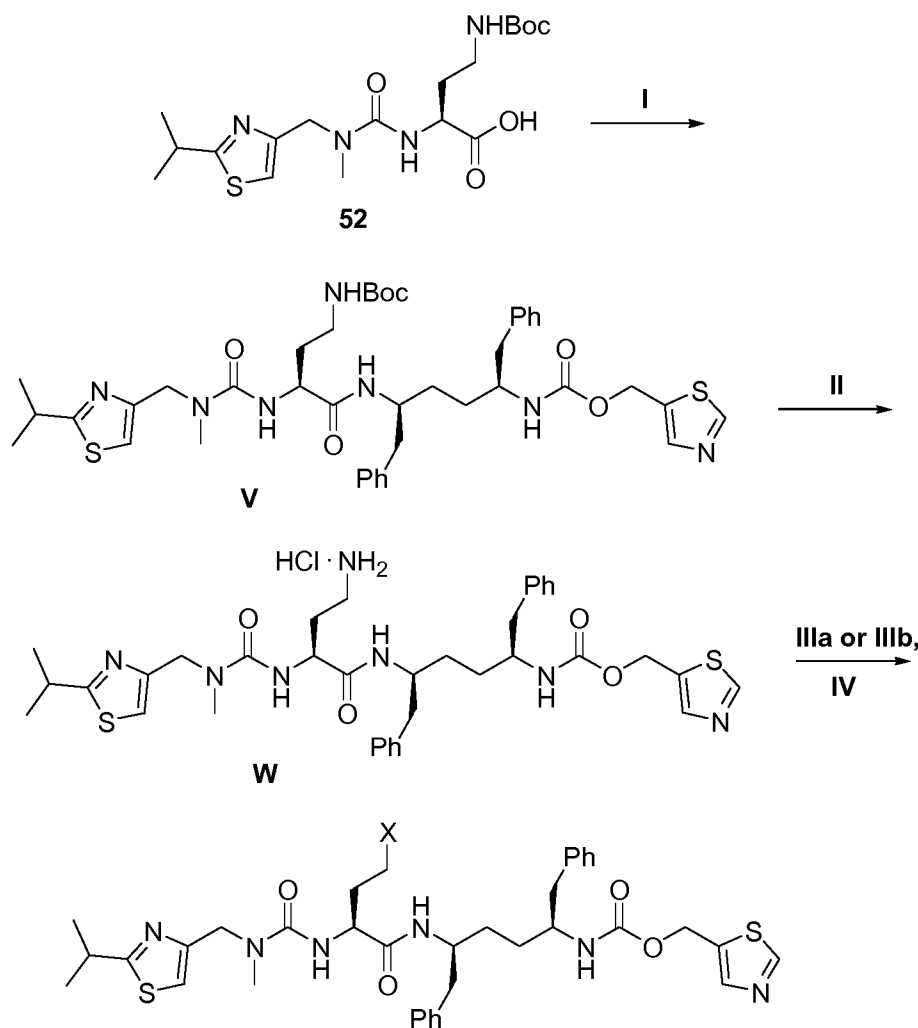
Example U

[0278] Example **R** (100 mg, 0.13 mmol) was suspended in CH_2Cl_2 (2 mL) and dissolved by addition of $i\text{Pr}_2\text{NEt}$ (69 μL). Methanesulfonyl chloride (12 μL) was added dropwise and the mixture was allowed to stir at 25°C for 4 hours. The solvent was removed *in vacuo*. Purification of the residue by flash column chromatography (stationary phase: silica gel; eluent: 8% $i\text{PrOH}/\text{CH}_2\text{Cl}_2$) gave Example **U** (55 mg, 54%). m/z : 784.2 ($\text{M}+\text{H}$)⁺. ^1H NMR (CDCl_3) δ 8.90 (s, 1H); 7.88 (s, 1H); 7.40-7.00 (m, 12H); 6.54 (br s, 1H); 6.19 (br s, 1H); 5.25 (s, 2H); 4.53 (s, 2H); 4.38 (m, 1H); 4.12 (m, 1H); 3.79 (m, 1H); 3.79 (m, 1H); 3.48 (m, 1H); 2.99 (s, 3H); 2.90 (m, 3H); 2.73 (m, 6H); 2.00 (m, 1H); 1.79 (m, 1H); 1.60-1.18 (m, 10H).

Preparation of Examples V, W, X and Y

[0279]

Scheme 25



I. Compd. **46**, DIPEA, EDC, HOBT, THF;
II. HCl/dioxane; **IIIa.** CH_3COCl , DIPEA,
 CH_2Cl_2 ; **IIIb.** CH_3COOH , DIPEA, EDC,
 HOBT, THF; **IV.** MsCl, DIPEA, CH_2Cl_2

Compounds:
Ex. X: $\text{X}=\text{NHAc}$
Ex. Y: $\text{X}=\text{NHMs}$

Example V

[0280] Example **V** (692 mg) was prepared following the same procedure used for preparing Example **Q**, except that Compound **46** was used instead of Compound **8**. m/z : 806.2 ($\text{M}+\text{H}$)⁺.

Example W

[0281] Example **W** (770 mg, quantitative yield) was prepared following the same procedure for Example **R** except that Example **V** was used instead of Example **Q**. m/z : 706.2 (M+H)⁺. ¹H NMR (CD₃OD) δ 9.86 (s, 1H); 8.23 (s, 1H); 7.66 (s, 1H); 7.40-7.00 (m, 10H); 5.29, 5.17 (d_{AB}, $J=13$ Hz, 2H); 4.80-4.60 (m, 2H); 4.18 (s, 2H); 4.26 (m, 2H); 3.67 (br s, 1H); 3.55 (m, 2H); 3.03 (m, 3H); 2.90-2.60 (m, 8H); 2.53 (s, 2H); 2.00-1.80 (m, 2H); 1.85-1.30 (m, 10H).

Example XMethod I

[0282] Example **X** (107 mg, 55%) was prepared following the Method I procedure for Example **T** except that Example **W** was used instead of Example **R**. m/z : 748.2 (M+H)⁺. ¹H NMR (CDCl₃) δ 8.80 (s, 1H); 7.85 (s, 1H); 7.40 (m, 1H); 7.38-7.00 (m, 10H); 6.94 (s, 1H); 6.30 (m, 2H); 5.75 (m, 1H); 5.30, 5.23 (d_{AB}, $J=13$ Hz, 2H); 4.54, 4.46 (d_{AB}, $J=8$ Hz, 2H); 4.20-3.90 (m, 2H); 3.74 (br s, 1H); 3.46 (br s, 1H); 3.28 (m, 1H); 2.98 (s, 3H); 2.83 (m, 3H); 2.72 (m, 1H); 2.62 (m, 1H); 2.05-1.20 (m, 15H).

Method II

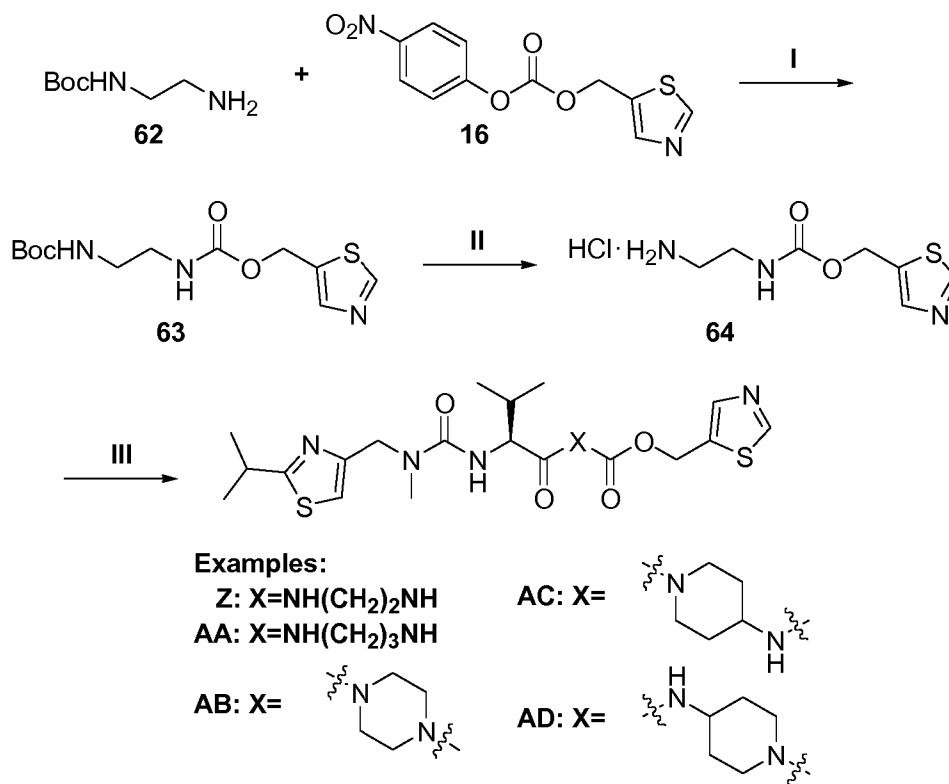
[0283] Example **X** (205 mg, 65%) was prepared following the Method II procedure for Example **T** except that Example **W** was used instead of Example **R**. m/z : 748.2 (M+H)⁺.

Example Y

[0284] Example **Y** (106 mg, 50%) was prepared following the same procedure for Example **U**, except that Example **W** was used instead of Example **R**. m/z : 784.2 (M+H)⁺. ¹H NMR (CDCl₃) δ 8.81 (s, 1H); 7.85 (s, 1H); 7.40-7.05 (m, 10H); 6.98 (s, 1H); 6.22 (br s, 1H); 5.78 (s, 1H); 5.25 (m, 4H); 4.29 (m, 2H); 4.33 (br s, 1H); 4.12 (br s, 1H); 3.77 (br s, 1H); 3.10 (br s, 1H); 2.98 (s, 3H); 2.90 (s, 3H); 2.73 (m, 6H); 2.00-1.20 (m, 12H).

Preparation of Examples Z-AD**[0285]**

Scheme 26



I. DIPEA, CH₃CN; II. HCl/dioxane, EtOAc; III. acid 29, DIPEA, EDC, HOBT, THF

Compound 62

[0286] Tert-butyl 2-aminoethylcarbamate (**62**) is commercially available from Aldrich, and was used without further purification.

Compound 63

[0287] To a solution of Compound **62** (2.0 mmol) in CH₃CN (15 mL) was added Compound **16** (1.82 mmol), followed by the addition of *N,N*-diisopropylethylamine (0.61 mL). The mixture was stirred at 25°C for 12 hours. The solvent was removed *in vacuo*, and the residue was diluted with ethyl acetate and washed sequentially with saturated aqueous Na₂CO₃, water, and brine. The organic layers were dried with Na₂SO₄, filtered, and evaporated. Purification by Combiflash® (stationary phase: silica gel; eluent: 25-100% EtOAc/hexane gradient) gave Compound **63**. m/z: 301.9 (M+H)⁺.

Compound 64

[0288] To a solution of Compound **63** (1.05 mmol) in EtOAc (3 mL) was added 4N HCl/dioxane solution (1.1 mL). The mixture was allowed to stir at 25°C for 12 hours. The solvent was removed under reduced pressure, and Compound 64 was obtained as a white powder. This material was used in the next step without further purification. m/z: 216.0 (M+H)⁺.

Example Z

[0289] Compound **64** (70 mg, 0.29 mmol) was dissolved in THF (2.2 mL). Compound **29** (91 mg, 0.29 mmol) was added to the reaction flask as a 1.0M solution in THF, followed by HOBT (59 mg, 0.44 mmol), *N,N*-diisopropylethylamine (207 μL, 1.16 mmol), and EDC (103 μL, 0.58 mmol). The reaction was allowed to stir for 12 hours at 25°C and concentrated under reduced pressure. The residue was diluted with EtOAc and washed sequentially with saturated aqueous Na₂CO₃, water, and brine. The organic layers were dried with Na₂SO₄, filtered, and evaporated. Purification by Combiflash® (stationary phase: silica gel; eluent: 0-10% MeOH/CH₂Cl₂ gradient) gave Example **Z** (54 mg, 38%). m/z: 497.1 (M+H)⁺. ¹H NMR (CDCl₃) δ 8.78 (s, 1H); 7.83 (s, 1H); 6.99 (s, 1H); 6.80 (br s, 1H); 6.22 (br s, 1H); 5.87 (br s, 1H); 5.25 (s, 2H);

4.43 (s, 2H); 3.97 (m, 1H); 3.34 (m, 4H); 2.95 (s, 3H); 2.22 (m, 2H); 1.38 (d, J=7 Hz, 6H); 0.97 (d, J=7 Hz, 6H).

Example AA

[0290] Example **AA** was prepared following the procedures for steps I-III (**Scheme 20**) for Example **Z**, with the exception that tert-butyl 3-aminopropylcarbamate was used instead of tert-butyl 2-aminoethylcarbamate (Compound **62**). After Combiflash® purification, 38 mg (34%) of Example **AA** was obtained. m/z: 511.1 (M+H)⁺. ¹H NMR (CDCl₃) b 8.78 (s, 1H); 7.84 (s, 1H); 6.96 (s, 2H); 6.17 (br s, 1H); 5.80 (m, 1H); 5.26 (m, 2H); 4.44 (s, 2H); 4.09 (m, 1H); 3.40-3.10 (m, 5H); 2.97 (s, 3H); 2.20 (m, 1H); 1.60 (m, 2H); 1.36 (d, J=7 Hz, 6H); 0.96 (d, J=7 Hz, 6H).

Example AB

[0291] Example **AB** was prepared following the procedures for steps I-III (**Scheme 20**) for Example **Z**, with the exception that tert-butyl 1-piperazinecarboxylate was used instead of tert-butyl 2-aminoethylcarbamate (Compound **62**). After Combiflash® purification, 64 mg (45%) of Example **AB** was obtained. m/z: 523.1 (M+H)⁺. ¹H NMR (CDCl₃) b 8.82 (s, 1H); 7.89 (s, 1H); 6.96 (s, 1H); 5.93 (br s, 1H); 5.35 (s, 2H); 4.62 (m, 1H); 4.50 (m, 2H); 3.80-3.40 (m, 8H); 3.34 (m, 1H); 3.00 (s, 3H); 1.97 (m, 1H); 1.40 (d, J=7 Hz, 6H); 0.96, 0.93 (d, J=7 Hz, 6H).

Example AC

[0292] Example **AC** was prepared following the procedures for steps I-III (**Scheme 20**) for Example **Z**, with the exception that tert-butyl 4-amino-1-piperidinecarboxylate was used instead of tert-butyl 2-aminoethylcarbamate (Compound **62**). After Combiflash® purification, 60 mg (44%) of Example **AC** was obtained. m/z: 537.1 (M+H)⁺. ¹H NMR (CDCl₃) b 8.82 (s, 1H); 7.87 (s, 1H); 6.97 (s, 1H); 5.82 (br s, 1H); 5.30 (m, 3H); 4.80-4.40 (m, 5H); 4.03 (m, 1H); 3.72 (br s, 1H); 3.34 (m, 1H); 3.18 (m, 1H); 3.01 (s, 3H); 2.79 (m, 1H); 2.20-1.90 (m, 4H); 1.40 (d, J=7 Hz, 6H); 0.97, 0.90 (d, J=7 Hz, 6H).

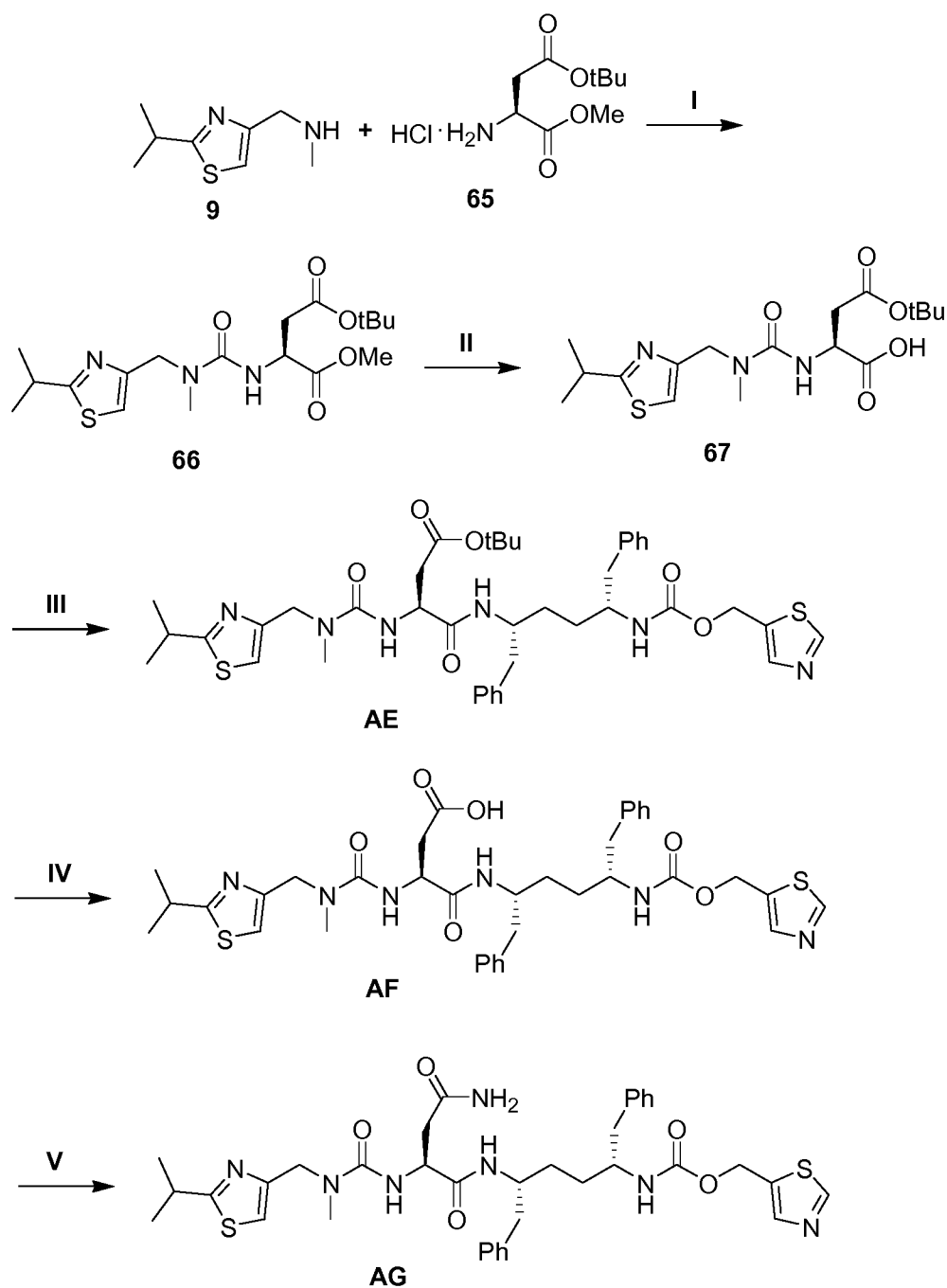
Example AD

[0293] Example **AD** was prepared following the procedures I-III for Example **Z**, with the exception that tert-butyl 4-piperidinyldcarbamate was used instead of tert-butyl 2-aminoethylcarbamate (Compound **62**). After Combiflash® purification, 49 mg (36%) of Example **AD** was obtained. m/z: 537.1 (M+H)⁺. ¹H NMR (CDCl₃) b 8.82 (s, 1H); 7.87 (s, 1H); 7.01 (s, 1H); 6.33 (br s, 1H); 6.11 (br s, 1H); 5.32 (s, 2H); 4.47 (s, 2H); 4.20-3.80 (m, 4H); 3.35 (m, 1H); 3.10-2.80 (m, 6H); 2.21 (m, 2H); 1.90 (m, 2H); 1.40 (d, J=7 Hz, 6H); 0.97 (d, J=7 Hz, 6H).

Preparation of Examples AE-AG

[0294]

Scheme 27



I. CDI, DIPEA, CH_2Cl_2 ; II. NaOH, THF/ H_2O ; III. Cmpd. 8, DIPEA, EDC, HOBt, THF; IV. neat TFA; V. $(\text{Boc})_2\text{O}$, NH_4HCO_3 , pyridine, dioxane, DMF

Compound 65

[0295] Compound 65 is commercially available from Chem Impex International, and was used without further purification.

Compound 66

[0296] Compound 65 (956 mg, 4.0 mmol) was dissolved in CH_2Cl_2 (45 mL) and 1,1-carbonyldiimidazole (648 mg,

4.0 mmol) was added, followed by *i*-Pr₂NEt (2.8 mL, 16 mmol). The solution was stirred at 25°C for 12 hours. Compound 9 (679 mg, 4.0 mmol) was dissolved in CH₂Cl₂ (5 mL) and added to the reaction. The mixture was allowed to stir for 5 hours. Then, the solvent was removed under reduced pressure. The residue was diluted with ethyl acetate and filtered through celite. The ethyl acetate was then removed *in vacuo*. Purification by flash column chromatography (stationary phase: silica gel; eluent: EtOAc) gave Compound 66 (841 mg). *m/z*: 400.0 (M+H)⁺.

Compound 67

[0297] Compound 66 (841 mg, 2.11 mmol) was dissolved in THF (9 mL) and 2N aqueous NaOH was added. The solution was stirred at 25°C for 2 hours. The reaction was adjusted to pH 2 with 1N HCl. The mixture was extracted with ethyl acetate, dried over Na₂SO₄, filtered, and evaporated. Compound 67 (772 mg) was used directly in the next step without further purification. *m/z*: 386.0 (M+H)⁺.

Example AE

[0298] Compound 67 (569 mg, 1.48 mmol) was dissolved in THF (17 mL). Compound 8 (970 mg, 2.37 mmol) was added, followed by HOBt (300 mg, 2.22 mmol), *i*-Pr₂NEt (1.06 mL, 5.92 mmol), and EDC (0.52 mL, 2.96 mmol). The mixture was stirred at 25°C for 36 hours. The solvent was removed under reduced pressure. The resulting residue was diluted with ethyl acetate and washed sequentially with saturated aqueous Na₂CO₃, water, and brine. The organic phase was dried over Na₂SO₄, filtered, and evaporated. Purification by flash column chromatography (stationary phase: silica gel; eluent: 8% *i*PrOH/CH₂Cl₂) gave Example AE (3.02 g). *m/z*: 777.2 (M+H)⁺.

Example AF

[0299] Example AE (100 mg, 0.13 mmol) was dissolved in neat TFA (3 mL). The mixture was stirred at 25°C for 2 hours. The solvent was removed under reduced pressure. Purification by reverse-phase HPLC (Phenomenex Synergi® Comb-HTS column, eluent: 5-95% CH₃CN/H₂O gradient) gave Example AF (20 mg, 21%). *m/z*: 721.2 (M+H)⁺. ¹H NMR (CDCl₃) δ 8.92 (s, 1H); 7.91 (s, 1H); 7.40-7.00 (m, 11H); 6.41 (br s, 1H); 6.12 (br s, 1H); 5.40-5.00 (m, 3H); 4.70-4.50 (m, 3H); 4.05 (br s, 1H); 3.81 (br s, 1H); 3.51 (br s, 1H); 2.97 (s, 3H); 2.90-2.60 (m, 6H); 1.41 (d, J=7 Hz, 10H).

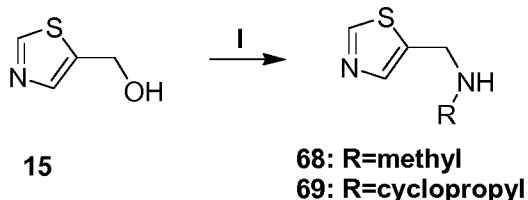
Example AG

[0300] Example AF (70 mg, 0.10 mmol) was dissolved in dioxane (0.5 mL). DMF (83 μL), pyridine (25 μL, 0.29 mmol), di-*tert*-butyldicarbonate (27 mg, 0.13 mmol), and ammonium bicarbonate (15 mg, 0.19 mmol) were added. The mixture was stirred at 25°C for 48 hours, then diluted with ethyl acetate and washed sequentially with water and brine. The organic phase was dried over Na₂SO₄, filtered, and evaporated. Purification by reverse-phase HPLC (Phenomenex Synergi® Comb-HTS column, eluent: 5-95% CH₃CN/H₂O gradient) gave Example AG (35 mg, 50%). ¹H NMR (CDCl₃) δ 8.80 (s, 1H); 7.84 (s, 1H); 7.40-7.00 (m, 10H); 7.08 (s, 1H); 6.83 (m, 1H); 6.65 (m, 1H); 5.40-5.10 (m, 4H); 4.60-4.40 (m, 3H); 4.06 (m, 1H); 3.79 (m, 1H); 3.36 (m, 1H); 2.97 (s, 3H); 2.90-2.60 (m, 6H); 2.45 (m, 1H); 1.70-1.20 (m, 10H).

Preparation of Compounds 68 and 69

[0301]

Scheme 28



I. a. MsCl, TEA, CH₃CN; b. MeNH₂/H₂O; c. cyclopropyl amine

Compound 15

[0302] Compound 15 is commercially available from Molekula, and was used without further purification.

Compound 68

[0303] Compound **15** (6.81 g, 59.1 mmol) was dissolved in CH₃CN (340 mL) and methanesulfonyl chloride (7.03 mL, 65.1 mmol) was added, followed by triethylamine (9.03 mL, 65.1 mmol). After the mixture was stirred for 20 min, 40% wt. methylamine/water (516 mL) was added to the reaction mixture. The solution was stirred for 12 hours at 25°C. Solvent was removed under reduced pressure and the residue was partitioned between saturated aqueous Na₂CO₃ and CH₂Cl₂. The organic phase was separated, dried over Na₂SO₄, filtered, and evaporated. Purification by flash chromatography (stationary phase: silica gel; eluent: 0-10% MeOH/CH₂Cl₂ gradient) gave Compound **68** (5.07 g). m/z: 128.9 (M+H)⁺.

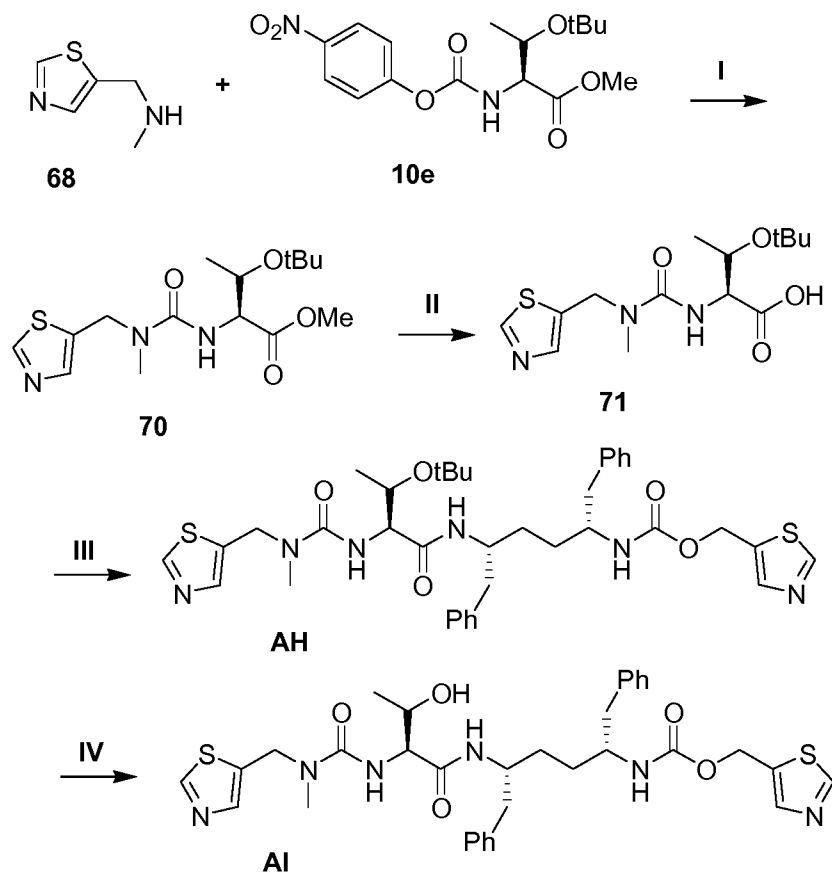
Compound 69

[0304] Compound **15** (10.0 g, 80 mmol) was dissolved in CH₃CN (500 mL) and methanesulfonyl chloride (7.0 mL, 88 mmol) was added, followed by triethylamine (12.3 mL, 88 mmol). After the mixture was stirred for 2h, cyclopropylamine (140 mL, 2000 mmol) in CH₃CN (500 mL) was added to the reaction mixture. The solution was stirred for 36 hours at 25°C. Solvent was removed under reduced pressure and the slurry was partitioned between saturated aqueous Na₂CO₃ and 3:1 CH₂Cl₂:i-PrOH. The organic phase was separated, dried over Na₂SO₄, filtered, and evaporated. Compound **69** (12.81 g) was used in the next step without further purification. m/z: 155.0 (M+H)⁺.

Preparation of Examples AH and AI

[0305]

Scheme 29



I. DIPEA, CH₂Cl₂; II. LiOH, THF/H₂O;
 III. Compd. 8, HOBt, EDC, DIPEA, THF;
 IV. a. neat TFA; b. NaOH, THF, H₂O

Compound 70

[0306] Compound **68** (1.00 g, 7.80 mmol) was dissolved in THF (25 mL) and Compound **10e** (2.51 g, 7.09 mmol) was added, followed by *N,N*-dimethylaminopyridine (200 mg, 1.63 mmol), and triethylamine (4.34 mL, 31.2 mmol). The mixture was allowed to stir at 60 °C for 6 hours. Solvent was removed under reduced pressure. The residue was diluted with ethyl acetate and washed sequentially with saturated aqueous Na₂CO₃, H₂O, and brine. The organic layer was dried over Na₂SO₄, filtered, and evaporated. The resulting residue was purified by Combiflash® (stationary phase: silica gel; eluent: 20-100% EtOAc/Hexane gradient) to give Compound **70** (2.14 g). *m/z*: 343.9 (M+H)⁺.

Compound 71

[0307] Compound **70** (2.14 g, 6.23 mmol) was dissolved in THF (25 mL) and 1M aqueous LiOH (12.5 mL) was added. The mixture was stirred at 25°C for 2 hours. The reaction was quenched with 1M HCl (15 mL) and the mixture was adjusted to pH 2. The mixture was extracted with ethyl acetate. The organic layers were dried over Na₂SO₄, filtered, and evaporated to provide Compound **71** (1.96 g). This material was used in the next step without further purification. *m/z*: 330.0 (M+H)⁺.

Example AH

[0308] Compound **71** (43 mg, 0.13 mmol) was dissolved in THF (1.5 mL). Compound **8** (50 mg, 0.12 mmol) was added, followed by HOBt (24 mg, 0.18 mmol), iPr₂NEt (86 μL, 0.48 mmol), and EDC (42 μL, 0.24 mmol). The mixture was stirred at 25°C for 12 hours. The solvent was removed under reduced pressure, and the resulting residue was diluted with ethyl acetate and washed sequentially with saturated aqueous Na₂CO₃, water, and brine. The organic phase was dried over Na₂SO₄, filtered, and evaporated. Purification by flash column chromatography (stationary phase: silica gel; eluent: 1-10% MeOH/CH₂Cl₂ gradient) gave Example **AH** (66 mg). *m/z*: 721.2 (M+H)⁺.

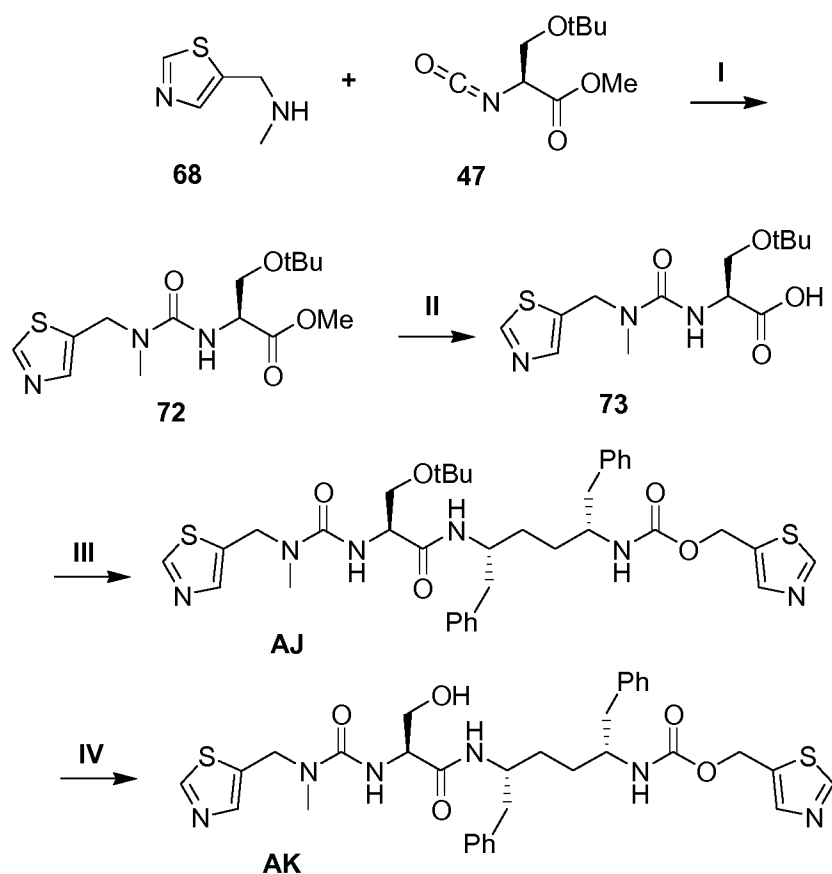
Compound AI

[0309] Example **AH** (66 mg, 0.09 mmol) was dissolved in TFA and allowed to stir at 25 °C for 3 hours. The solvent was removed under reduced pressure and the residue was diluted with THF (3 mL) and 2N aqueous NaOH was added until pH 12. The mixture was allowed to stir for 20 min and extracted with EtOAc. The organic layer was washed sequentially with water and brine, dried over Na₂SO₄, filtered, and evaporated. Purification by flash chromatography (stationary phase: silica gel; eluent: 0-20% i-PrOH/CH₂Cl₂ gradient) gave Example **AI** (71 mg, 97%). *m/z*: 665.2 (M+H)⁺. ¹H NMR (CDCl₃) δ 8.84 (s, 1H); 8.80 (s, 1H); 7.85 (s, 1H); 7.79 (s, 1H); 7.40-7.00 (m, 10H); 6.69 (m, 1H); 5.34 (m, 1H); 5.24 (s, 2H); 4.86 (m, 2H); 4.73, 4.59 (d_{AB}, *J*=16 Hz, 2H); 4.30 (s, 1H); 4.15 (m, 2H); 3.86 (br s, 1H); 2.88 (s, 3H); 2.85-2.60 (m, 4H); 2.01 (s, 1H); 1.58 (s, 2H); 1.44 (s, 2H); 1.09 (d, *J*= 6 Hz, 3H).

Preparation of Examples AJ and AK

[0310]

Scheme 30



I. DIPEA, CH₂Cl₂; II. LiOH, THF/H₂O;
 III. Compd. 8, HOBt, EDC, DIPEA, THF;
 IV. a. neat TFA; b. NaOH, THF, H₂O

Compound 47

[0311] Compound **47** is commercially available from TCI America, and was used without further purification.

Compound 72

[0312] Compound **72** was prepared following procedure for Compound **48** (Method II), except that Compound **68** was used instead of Compound **9**.

Compound 73

[0313] Compound **73** was prepared following procedure for Compound **49**, except that Compound **72** was used instead of Compound **48**.

Example AT

[0314] Example **AJ** (70 mg) was prepared following the same procedure used to prepare Example **AH**, with the exception that Compound **73** (41 mg, 0.13 mmol) was used instead of Compound **71**. m/z: 707.2 (M+H)⁺.

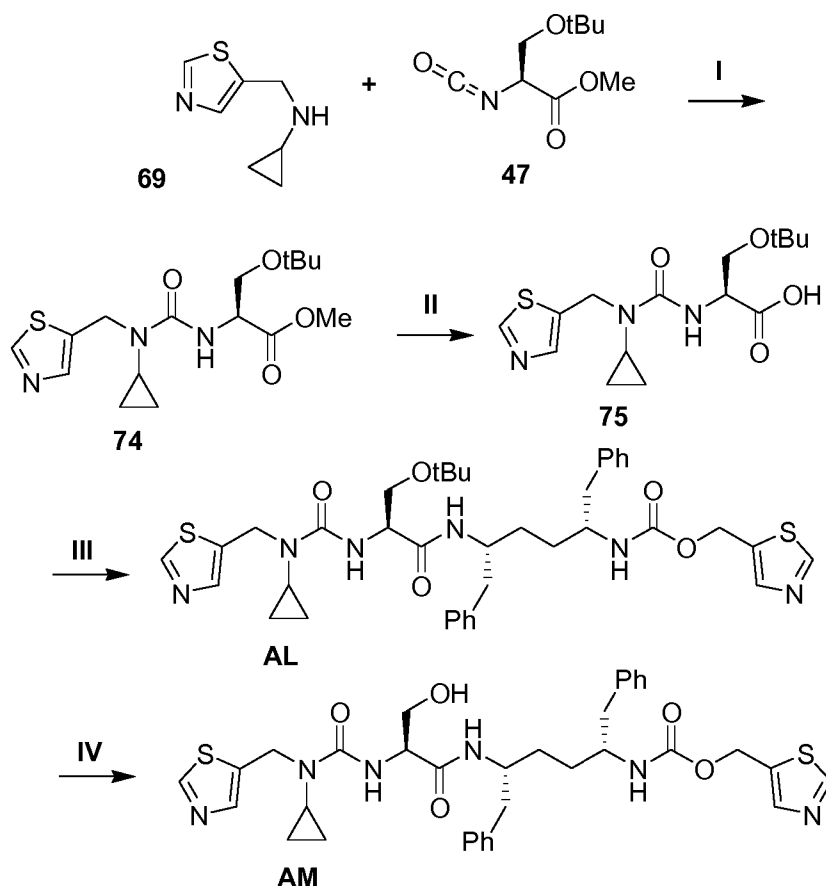
Example AK

[0315] Example **AK** (43 mg, 67%) was prepared following the same procedure used to prepare Example **AI**, with the exception that Example **AJ** (70 mg, 0.10 mmol) was used instead of Example **AH**. m/z: 651.2 (M+H)⁺. ¹H NMR (CDCl₃) b 8.83 (s, 2H); 7.84 (s, 1H); 7.79 (s, 1H); 7.40-7.00 (m, 10H); 6.65 (br s, 1H); 5.47 (br s, 1H); 5.24 (s, 2H); 4.90 (m, 1H); 4.82-4.50 (m, 2H); 4.30-4.00 (m, 3H); 3.84 (br s, 1H); 3.49 (m, 1H); 2.87 (s, 3H); 2.75 (br s, 5H); 1.60-1.20 (m, 4H).

Preparation of Examples AL and AM

[0316]

Scheme 31

Compound 74

[0317] Compound **69** (1.56 g, 10.1 mmol) was dissolved in CH₂Cl₂ (10 mL). Compound **47** (1.7 g, 8.5 mmol) in CH₂Cl₂ (20 mL) was added, followed by iPr₂NEt (3.02 mL, 16.9 mmol). The reaction was stirred at 25 °C for 12 hours. The solvent was removed under reduced pressure. The residue was diluted with ethyl acetate and washed sequentially with water and brine, dried over Na₂SO₄, filtered, and evaporated. Purification by Combiflash® (stationary phase: silica gel; eluent: 50-100% EtOAc/hexane gradient) gave Compound **74** (2.92 g). *m/z*: 356.0 (M+H)⁺.

Compound 75

[0318] Compound **74** (0.97 mmol) was taken up in THF (3 mL) and treated with freshly prepared 1M LiOH (2 mmol) and stirred vigorously for 1 h. The reaction was quenched with 1M HCl (2.5 mmol) and extracted with EtOAc (3 X 15 mL). The combined organics were washed with brine (25 mL), dried over anhydrous Na₂SO₄ and concentrated *in vacuo* to produce 0.331 g (quant) of Compound **75** as a colorless film (*m/z*: 342.0 (M+H)⁺).

Example AL

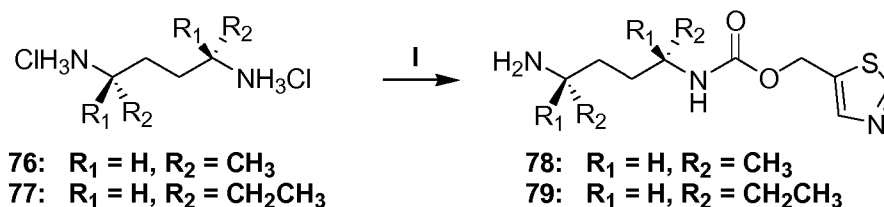
[0319] Example **AL** (2.20 g) was prepared following the same procedure used to prepare Example **AH**, with the exception that Compound **75** (2.00 g, 4.88 mmol) was used instead of Compound **71**. *m/z*: 733.2 (M+H)⁺.

Example AM

[0320] Example **AM** (1.88 g, 92%) was prepared following the same procedure used to prepare Example **AI**, with the

exception that Example **AL** (2.20 g, 3.01 mmol) was used instead of Example **AH**. m/z : 677.2 ($M+H$)⁺. ¹H NMR (CDCl₃) δ 8.79 (s, 1H); 8.72 (s, 1H); 7.82 (s, 1H); 7.77 (s, 1H); 7.40-7.00 (m, 10H); 6.59 (m, 1H); 6.31 (m, 1H); 5.23 (s, 2H); 5.00 (m, 1H); 4.72, 4.60 (d_{AB}, $J=15$ Hz, 2H); 4.18 (s, 2H); 4.03 (m, 1H); 3.84 (br s, 1H); 3.48 (m, 1H); 2.85-2.60 (m, 4H); 2.37 (br s, 2H); 1.58 (s, 2H); 1.41 (s, 2H); 0.93 (m, 2H); 0.76 (m, 2H).

Scheme 32



I. compound 16, DIPEA, MeCN

Compound 76

[0321] Compound **76** (m/z 117.0 ($M+H$)⁺ of diamine) was prepared using a procedure similar to that used to prepare Compound **22** (described in Scheme 12) except that CBZ-L-alininol was used instead of CBZ-L-phenylalininol and Step III was performed with 1 M HCl added.

Compound 77

[0322] Compound **77** (m/z 145.0 ($M+H$)⁺ of diamine) was prepared using a procedure similar to that used to prepare Compound **76** except that (S)-(+)-2-CBZ-amino-1-butanol was used instead of CBZ-L-alininol.

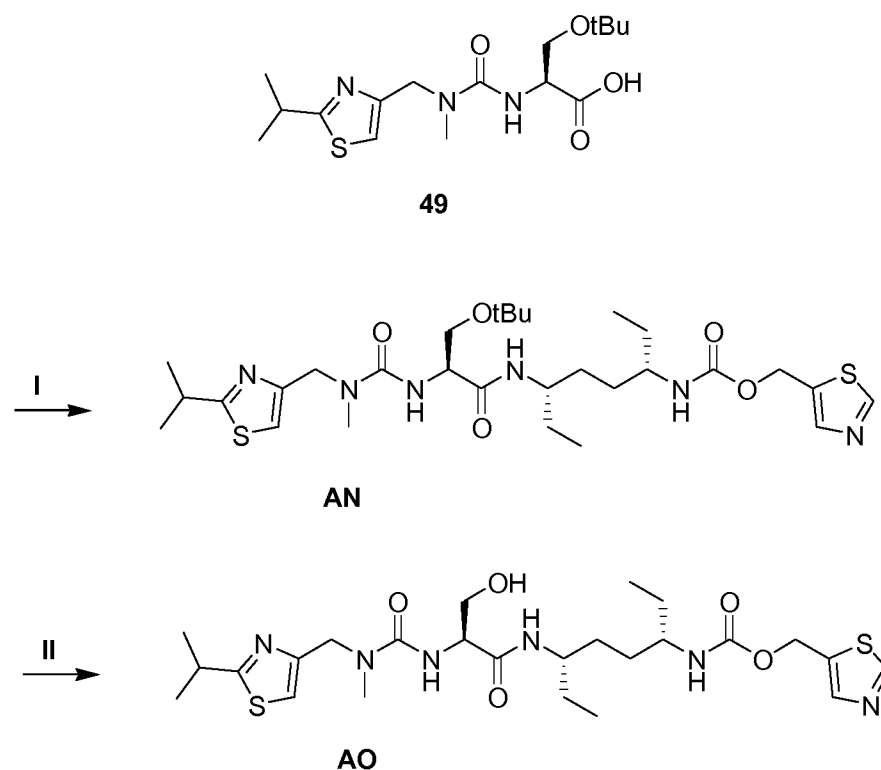
Compound 78

[0323] Compound **76** (7.93 mmol) is added to a solution of NaOH (16.7 mmol) in H₂O (5 mL) that is cooled to 0 °C and diluted with MeCN (40 mL). DIPEA is added (2.1 mL, 11.9 mmol). Compound **16** (7.9 mmol) is taken up in MeCN (40 mL) and added to the reaction solution dropwise via an addition funnel over 1 h. The resulting solution is allowed to warm to room temperature overnight. The solvent is removed *in vacuo* and the residue taken up in 3/1 CHCl₃/IPA (50 mL). The resulting solution is washed with sat. Na₂CO₃ (50 mL) and water is added until the aqueous layer is homogeneous. The aqueous layer is extracted with 3/1 CHCl₃/IPA (3 X 25 mL). The combined organics are washed with saturated Na₂CO₃ (50 mL), water (50 mL) and brine (50 mL) and are dried over anhydrous Na₂SO₄. The solvent is removed *in vacuo* and the residue purified by column chromatography on SiO₂ (100% EtOAc, then 0 to 20% MeOH/DCM) to produce 0.63 g (31%) of **78** as an off-white solid. (m/z 258.0 ($M+H$)⁺).

Compound 79

[0324] Compound **79** (m/z 286.1 ($M+H$)⁺) was prepared following the procedure for Compound **78** except that Compound **77** was used instead of Compound **76**.

Scheme 33



I. Cmpd. 79, HOBT, EDC, DIPEA, THF;
II. a. neat TFA; b. NaOH, THF, H₂O

Example AN

[0325] Example **AN** (68 mg) was prepared following the same procedure used to prepare Example **AH**, with the exceptions that Compound **49** (68 mg, 0.19 mmol) was used instead of Compound **71**, and Compound **79** (50 mg, 0.18 mmol) was used instead of Compound **8**. *m/z*: 625.2 (M+H)⁺.

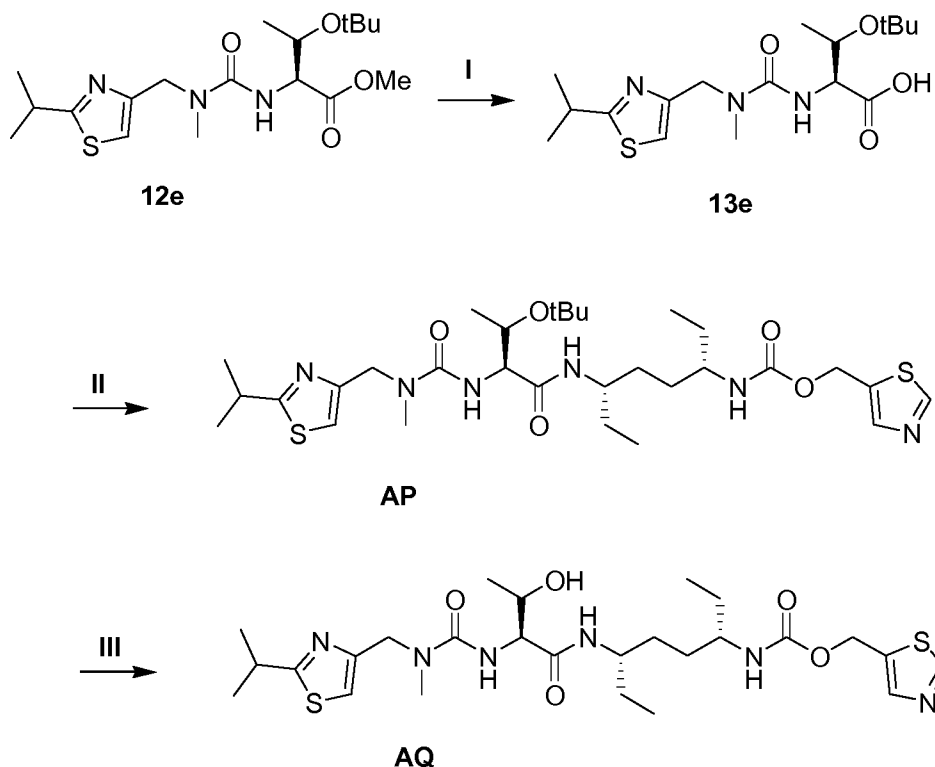
Example AO

[0326] Example **AO** (66 mg, 76%) was prepared following the same procedure used to prepare Example **AI**, with the exception that Example **AN** (43 mg, 0.13 mmol) was used instead of Example **AH**. *m/z*: 569.2 (M+H)⁺. ¹H NMR (CDCl₃) b 8.85 (s, 1H); 7.89 (s, 1H); 7.08 (s, 1H); 6.81 (m, 1H); 5.29 (s, 2H); 4.87 (m, 1H); 4.63, 4.48 (d_{AB}, *J*=16 Hz, 2H); 4.31 (m, 1H); 4.11 (m, 1H); 3.76 (m, 2H); 3.44 (m, 2H); 3.02 (m, 4H); 1.60-1.20 (m, 14H); 1.00-0.70 (m, 6H).

Preparation of Examples AP and AQ

[0327]

Scheme 34



I. LiOH, THF/H₂O; II. Cmpd. 79, HOBt, EDC, DIPEA, THF;
 III. a. neat TFA; b. NaOH, THF, H₂O

Compound 13e

[0328] Compound **13e** (1.39 g) was prepared following the same procedure used to prepare Compound **71**, with the exception that Compound **12e** (1.53 g, 3.97 mmol) was used instead of Compound **70** m/z: 372.0 (M+H)⁺.

Example AP

[0329] Example **AP** (87 mg) was prepared following the same procedure used to prepare Example **AH**, with the exception that Compound **13e** (71 mg, 0.19 mmol) was used instead of Compound **71**, and Compound **79** (50 mg, 0.18 mmol) was used instead of Compound **8**. m/z: 639.2 (M+H)⁺.

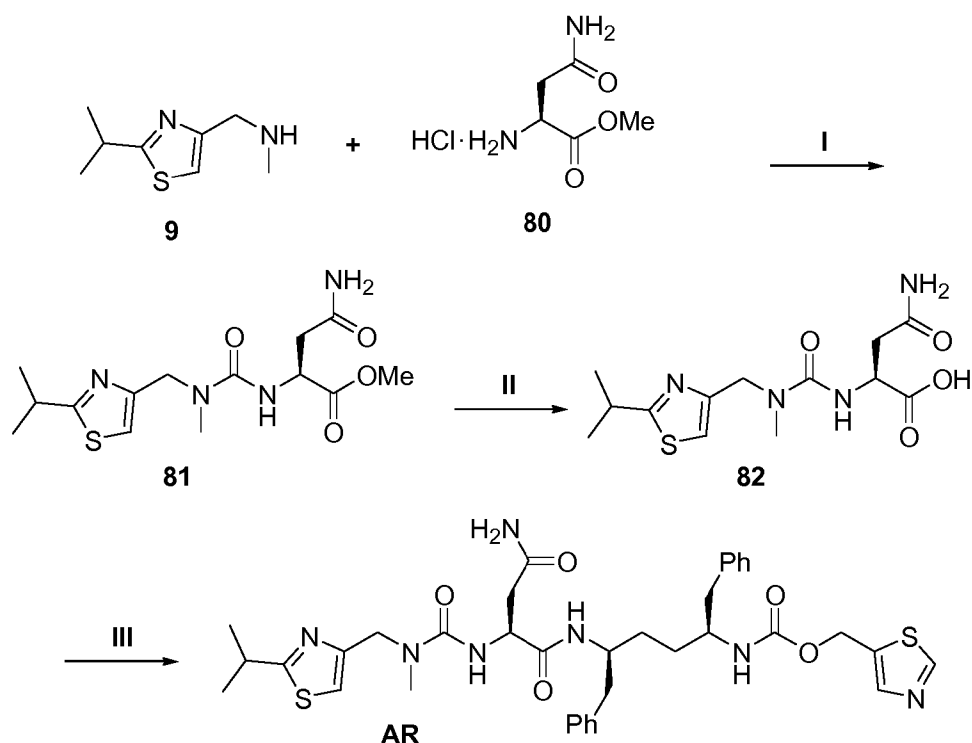
Compound AQ

[0330] Example **AQ** (61 mg, 76%) was prepared following the same procedure used to prepare Example **AI**, with the exception that Example **AP** (87 mg, 0.14 mmol) was used instead of Example **AH**. m/z: 583.2 (M+H)⁺. ¹H NMR (CDCl₃) b 8.81 (s, 1H); 7.87 (s, 1H); 7.01 (s, 1H); 6.87 (m, 1H); 6.52 (s, 1H); 5.28 (m, 2H); 4.47 (m, 1H); 4.59, 4.43 (d_{AB}, J=16 Hz, 2H); 4.45 (m, 1H); 4.17 (br s, 1H); 3.75 (br s, 1H); 3.52 (br s, 1H); 3.35 (br s, 1H); 3.01 (m, 3H); 2.07 (br s, 1H); 1.60-1.10 (m, 17H); 1.00-0.70 (m, 6H).

Preparation of Example AR

[0331]

Scheme 35

Compound 80

[0332] Compound **80** is commercially available from Chem Impex International, and was used without further purification.

Compound 81

[0333] Compound **80** (2.0 g, 11.0 mmol) was dissolved in CH₂Cl₂ (170 mL) and 1,1-carbonyldiimidazole (1.78 g, 11.0 mmol) was added, followed by iPr₂NEt (7.83 mL, 43.8 mmol). The solution was allowed to stir at 25°C for 12 hours. Compound **9** (1.86 g, 11.0 mmol) was dissolved in 20 mL of CH₂Cl₂ and added to the reaction mixture. The solution was stirred at 25°C for 12 hours. The solvent was removed *in vacuo* and the residue was diluted with ethyl acetate and washed with water and brine. The organic layers were dried over Na₂SO₄, filtered, and evaporated. Purification by Combi-flash® (stationary phase: silica gel; eluent: 66-100% EtOAc/Hexane gradient) gave Compound **81** (0.252 mg). m/z: 343.0 (M+H)⁺.

Compound 82

[0334] Compound **82** (0.252 g, 0.74 mmol) was dissolved in THF (4 mL) and 1M aqueous LiOH (1.48 mL) was added. The mixture was stirred at 25°C for 3 hours. The reaction was quenched with 1M HCl (2 mL) and the mixture was adjusted to pH 2. The mixture was extracted with ethyl acetate. The organic layers were dried over Na₂SO₄, filtered, and evaporated to afford Compound **82** (0.18 g). This material was used in the next step without further purification. m/z: 329.1 (M+H)⁺.

Example AR

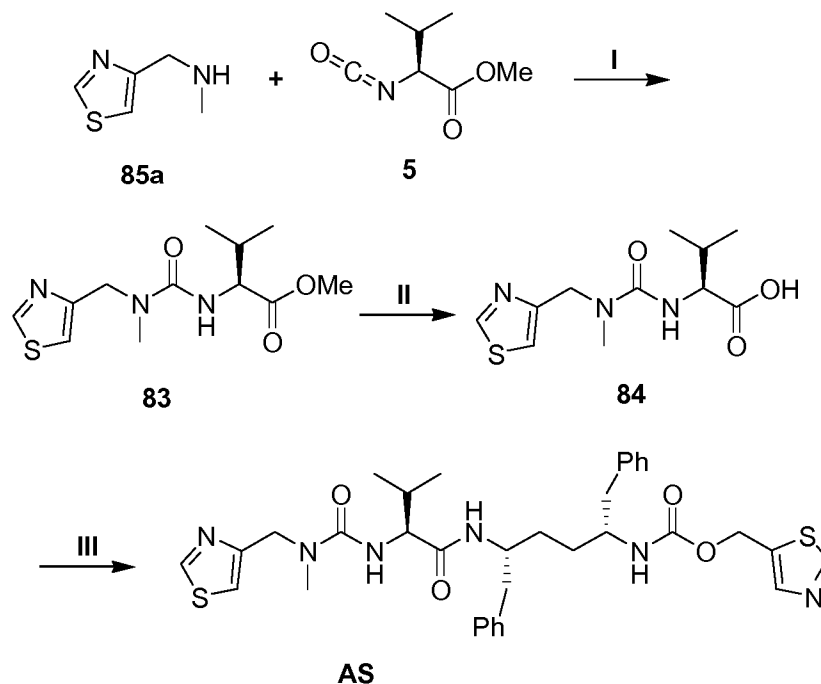
[0335] Compound **82** (182 mg, 0.55 mmol) was dissolved in THF (7.15 mL). Compound **46** (225 mg, 0.55 mmol) was added, followed by HOBt (112 mg, 0.83 mmol), iPr₂NEt (393 μL, 2.20 mmol), and EDC (194 μL, 1.10 mmol). The mixture was stirred at 25°C for 12 hours. The solvent was removed under reduced pressure. The residue was diluted with ethyl

acetate and washed sequentially with saturated aqueous Na_2CO_3 , water, and brine. The organic phase was dried over Na_2SO_4 , filtered, and evaporated. Purification by flash column chromatography (stationary phase: silica gel; eluent: 5-10% $\text{MeOH}/\text{CH}_2\text{Cl}_2$ gradient) gave Example **AR** (208 mg, 53%). m/z : 720.2 ($\text{M}+\text{H}$)⁺. ^1H NMR (CDCl_3) δ 8.80 (s, 1H); 7.84 (s, 1H); 7.40-7.00 (m, 10H); 6.97 (s, 1H); 6.83 (m, 1H); 6.65 (br s, 1H); 5.99 (m, 1H); 5.40-5.10 (m, 4H); 4.52 (m, 3H); 4.06 (m, 1H); 3.79 (m, 1H); 3.34 (m, 1H); 2.97 (s, 3H); 2.90-2.60 (m, 5H); 2.50-2.40 (br s, 1H); 1.80-1.20 (m, 10H).

Preparation of Example AS

[0336]

Scheme 36



I. DIPEA, CH_2Cl_2 ; II. LiOH , $\text{THF}/\text{H}_2\text{O}$; III. Cmpd. **8**, HOBt, EDC, DIPEA, THF

Compound 85a

[0337] Compound **85a** was prepared following the same procedure as Compound **4**, except that 4-chloromethylthiazole (purchased from TCI America) was used instead of Compound **3**, and methylamine was used instead of isopropylamine.

Compound 83

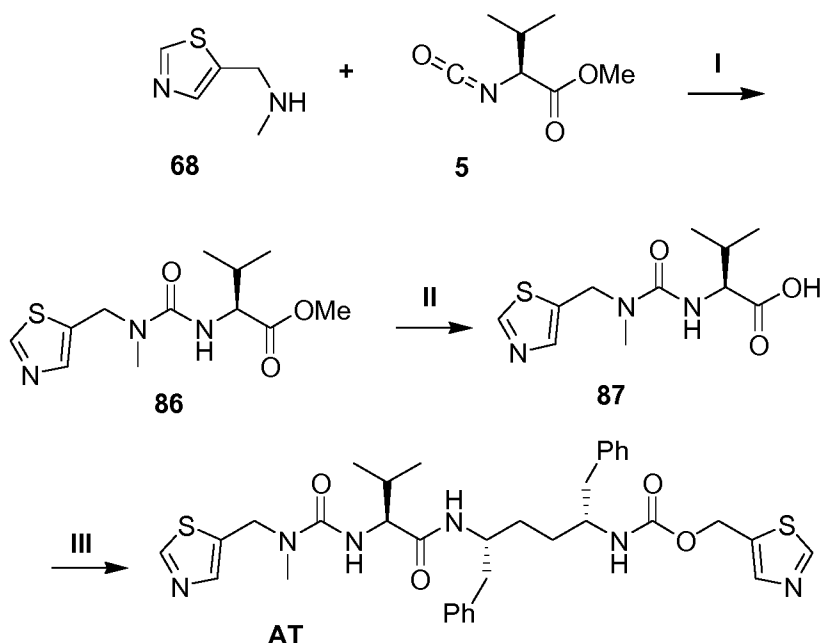
[0338] To compound **85a** (0.40 g, 3.12 mmol) in CH_2Cl_2 (9 mL) was added *N,N*-diisopropylethylamine (1.04 mL, 5.85 mmol), followed by Compound **5** (280 μL , 1.95 mmol). The reaction mixture was stirred for 3.5 hours at 25 °C. Solvent was removed under reduced pressure. Purification by Combiflash® (stationary phase: silica gel; eluent: 90-100% $\text{EtOAc}/\text{Hexane}$ gradient) gave Compound **83** (0.51 g). m/z : 286.0 ($\text{M}+\text{H}$)⁺.

Compound 84

[0339] Compound **83** (0.51 g, 1.77 mmol) was dissolved in THF (10 mL) and 1M aqueous LiOH (3.54 mL) was added. The mixture was stirred at 25°C for 2 hours. The reaction was quenched with 1M HCl (4.8 mL) and the mixture was adjusted to pH 2. The mixture was extracted with ethyl acetate. The organic layers were dried over Na_2SO_4 , filtered, and evaporated to afford Compound **84** (0.430 g). This material was used in the next step without further purification. m/z : 272.0 ($\text{M}+\text{H}$)⁺.

Example AS

[0340] Compound **84** (150 mg, 0.55 mmol) was dissolved in THF (7.15 mL). Compound **8** (225 mg, 0.55 mmol) was added, followed by HOBt (112 mg, 0.83 mmol), $i\text{Pr}_2\text{NEt}$ (393 μL , 2.20 mmol), and EDC (198 μL , 1.11 mmol). The mixture was stirred at 25°C for 12 hours. The solvent was removed under reduced pressure. The residue was diluted ethyl acetate and washed sequentially with saturated aqueous Na_2CO_3 , water, and brine. The organic phase was dried over Na_2SO_4 , filtered, and evaporated. Purification by flash column chromatography (stationary phase: silica gel; eluent: 7% $i\text{-PrOH}/\text{CH}_2\text{Cl}_2$) gave Example **AS** (219 mg, 60%). m/z : 663.1 ($\text{M}+\text{H}$)⁺. ^1H NMR (CDCl_3) δ 8.87 (s, 1H); 8.76 (s, 1H); 7.84 (s, 1H); 7.40-7.00 (m, 10H); 6.22 (br s, 1H); 5.73 (br s, 1H); 5.22 (m, 2H); 4.50 (m, 2H); 4.16 (br s, 1H); 4.05 (br s, 1H); 3.75 (m, 1H); 2.93 (s, 3H); 2.90-2.60 (m, 5H); 2.90 (m, 1H); 2.31 (m, 1H); 1.60-1.30 (m, 4H); 1.00-0.80 (m, 6H).

Preparation of Example AT**[0341]****Scheme 37**

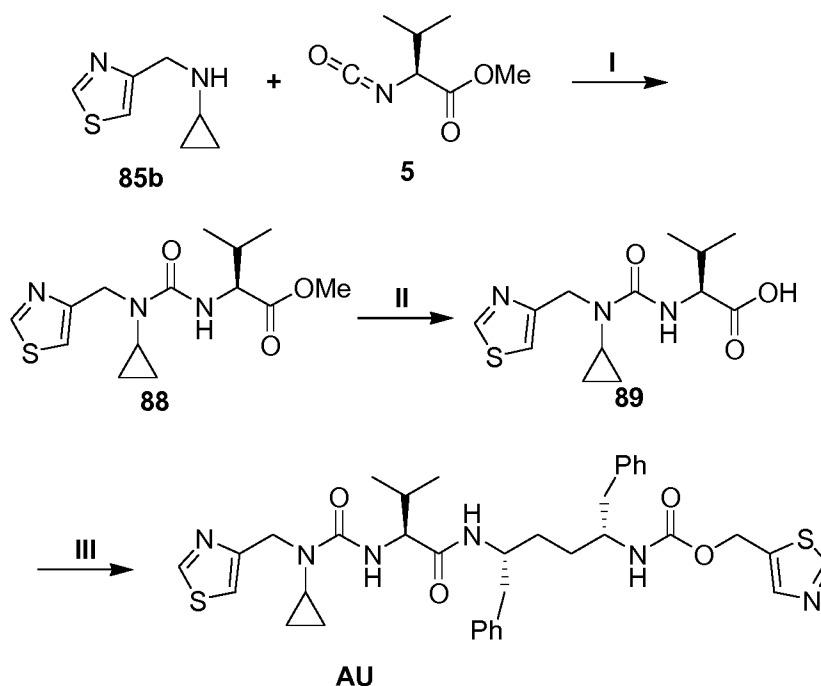
I. DIPEA, CH_2Cl_2 ; II. LiOH, THF/ H_2O ;
 III. Cmpd **8**, HOBt, EDC, DIPEA, THF

Compound 87

[0342] Compound **87** (386 mg) was prepared from Compound **86** following the same procedure used to prepare Compound **7** from Compound **6**, except that Compound **68** was used instead of Compound **4**. m/z 286.0 ($\text{M}+\text{H}$)⁺

Preparation of Example AU**[0343]**

Scheme 38



I. DIPEA, CH₂Cl₂; II. LiOH, THF/H₂O; III. Cmpd. 8, HOBt, EDC, DIPEA, THF

Compound 85b

[0344] Compound **85b** was prepared following the same procedure as Compound 4, except that 4-chloromethylthiazole (obtained from TCI America) was used instead of Compound 3.

Compound 88

[0345] Compound **88** (341 mg) was prepared following the same procedure used to prepare Compound **83**, with the exception that Compound **85b** (300 mg, 1.95 mmol) was used instead of Compound **85a**. m/z: 312.0 (M+H)⁺.

Compound 89

[0346] Compound **89** (341 mg) was prepared following the same procedure for **84**, with the exception that Compound **88** (293 mg, 0.99 mmol) was used instead of Compound **83**. m/z: 298.0 (M+H)⁺.

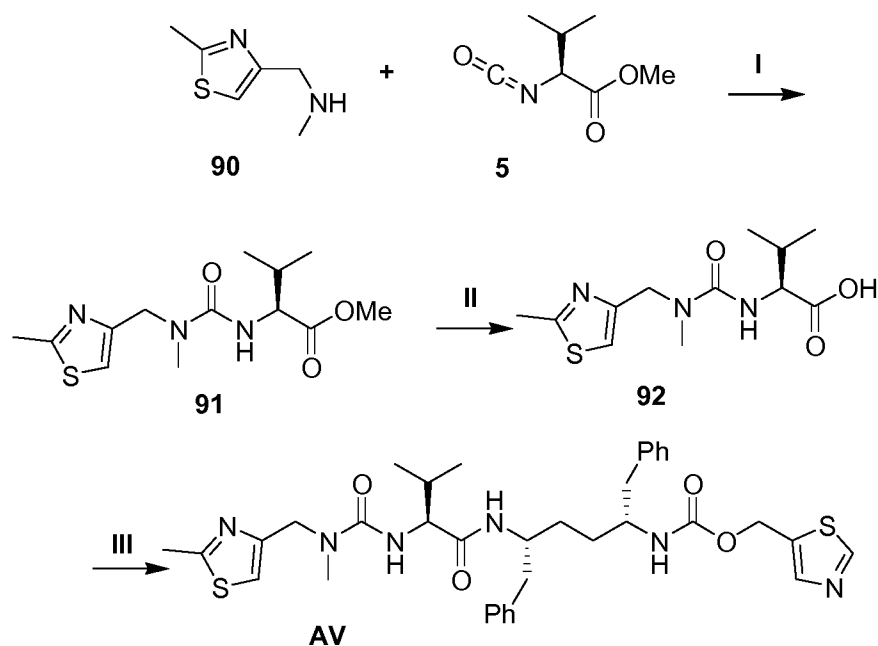
Example AU

[0347] Example **AU** (226 mg, 64%) was prepared following the same procedure used to prepare Example **AS**, with the exception that Compound **89** (150 mg, 0.51 mmol) was used instead of Compound **84**. m/z: 689.1 (M+H)⁺. ¹H NMR (CDCl₃) δ 8.87 (s, 1H); 8.74 (s, 1H); 7.83 (s, 1H); 7.40-7.00 (m, 10H); 6.21 (m, 1H); 5.73 (m, 1H); 5.29 (m, 1H); 5.17 (m, 2H); 4.88 (d, J=16 Hz, 1H); 4.47 (d, J=16 Hz, 1H); 4.18 (m, 1H); 3.75 (br s, 1H); 2.90-2.60 (m, 6H); 2.51 (br s, 1H); 2.31 (m, 1H); 1.60-1.30 (m, 4H); 1.00-0.80 (m, 10H).

Preparation of Example AV

[0348]

Scheme 39



**I. DIPEA, CH₂Cl₂; II. LiOH, THF/H₂O;
 III. Cmpd. 8, HOBt, EDC, DIPEA, THF**

Compound 90

[0349] Compound **90** (190 mg) was prepared following the procedure used to prepare Compound **4**, except that 4-(chloromethyl)-2-methylthiazole was used instead of Compound **3**. *m/z* 141.1 (M-H)

Compound 91

[0350] Compound **91** (400 mg) was prepared following the same procedure used to prepare Compound **6** except that Compound **90** was used instead of Compound **4**. *m/z* 300.0 (M+H)⁺

Compound 92

[0351] Compound **92** (188 mg) was prepared following the same procedure as Compound **7** except that Compound **91** was used instead of Compound **6**. *m/z* 284.0 (M-H)⁻

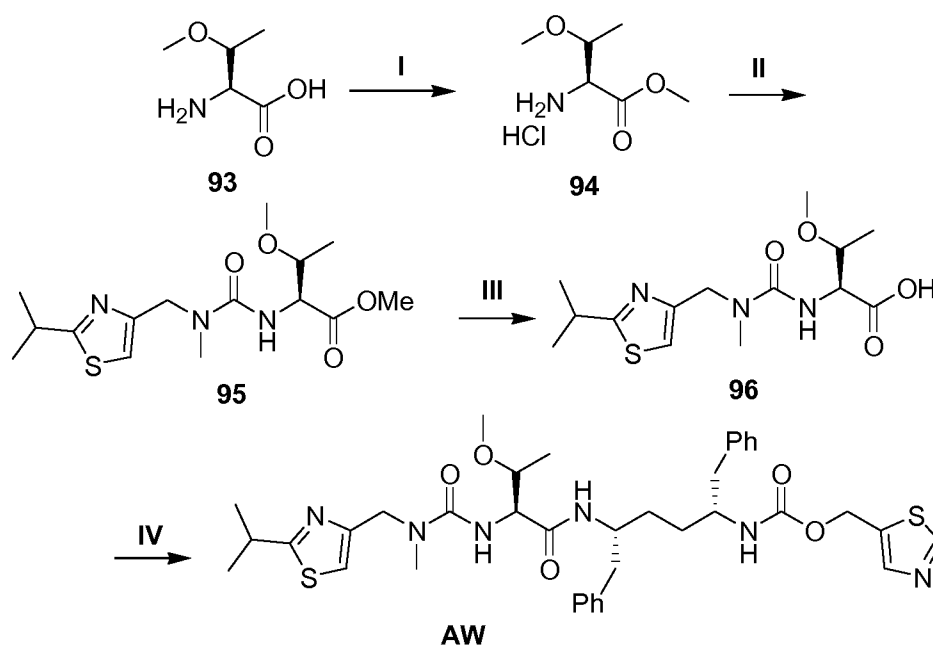
Example AV

[0352] Example **AV** (107 mg) was prepared following the procedure used to prepare Example **C**, except Compound **92** was used instead of Compound **7**. ¹H NMR (CDCl₃) δ 8.76 (s, 1H), 7.78 (s, 1H), 7.27-7.07 (m, 10H), 6.93 (s, 1H), 6.25 (m, 2H), 5.39 (m, 1H), 5.19 (m, 2H), 4.37-4.32 (m, 2H), 4.06 (m, 1H), 3.81 (br s, 1H), 2.83 (m, 4H), 2.65 (br s, 7H), 2.28-2.22 (m, 1H), 1.51-1.37 (m, 4H), 0.82 (m, 6H); *m/z* 677.2 (M+H)⁺

Preparation of Example AW

[0353]

Scheme 40

Compound 93

[0354] Compound **93** is commercially available from TCI, and was used without further purification.

Compound 94

[0355] To a solution of Compound **93** (500 mg, 3.76 mmol) in methanol (20 mL) was added thionyl chloride (0.5 mL, 6.6 mmol) dropwise. The mixture was stirred at 60 °C for 20 minutes, and concentrated *in vacuo* to give Compound **94**.

Compound 95

[0356] To a stirred solution of Compound **94** (3.7 mmol) and diisopropylethylamine (1.4 mL, 8.3 mmol) in dichloromethane (50 mL) was added CDI (609 mg, 3.7 mmol). The mixture was stirred for 12 hours. Compound **9** was added, and the mixture was stirred for 12 additional hours. Concentration and purification by flash column chromatography (0-100%: EtOAc/hexane) gave Compound **95** (100 mg). *m/z* 344.3 (M+H)⁺

Compound 96

[0357] Compound **96** (39 mg) was prepared following the same procedure used to prepare Compound **7** except that Compound **95** was used instead of Compound **6**. *m/z* 328.3 (M-H)⁻

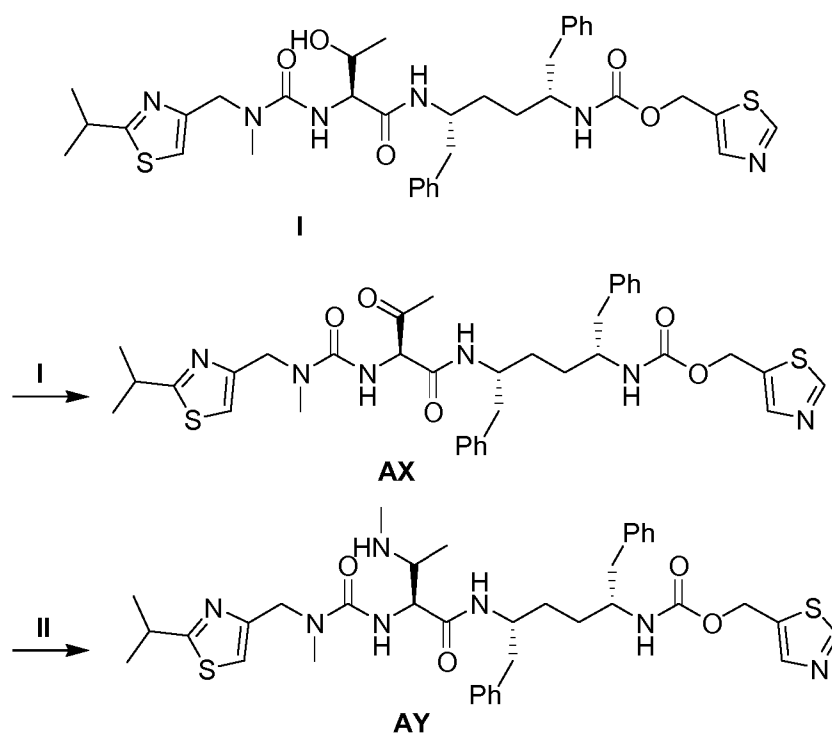
Example AW

[0358] Example **AW** (107 mg) was prepared following the procedure for Example **C**, except that Compound **96** was used instead of Compound **7**. ¹H NMR (CDCl₃) δ 8.79 (s, 1H), 7.82 (s, 1H), 7.27-7.09 (m, 10H), 6.95 (s, 1H), 6.23 (m, 1H), 6.14 (s, 1H), 5.22 (s, 3H), 4.45 (m, 2H), 4.35-4.0 (m, 3H), 3.8 (m, 1H), 3.6 (m, 1H), 3.25 (s, 3H), 3.21 (m, 2H), 2.95 (s, 3H), 2.8-2.6 (m, 4H), 2.0-1.4 (m, 4H), 1.25 (m, 4H), 1.05 (m, 4H); *m/z* 721.3 (M+H)⁺

Preparation of Examples AX and AY

[0359]

Scheme 41



I. DMSO, Et₃N, SO₃ pyridine:

II. NaBH(OAc)₃, AcOH, Methylamine/MeOH

Example AX

[0360] To a solution of Example **I** (650 mg, 1.00 mmol) in DMSO (3.5 mL) was added triethylamine (0.5 mL). The mixture was stirred for 30 minutes. Pyridine SO₃ was added to the mixture at 50°C then stirred for 60 minutes. The mixture was poured on to ice-water, then stirred for 30 minutes. The mixture was diluted with EtOAc and washed with water, sat. NaHCO₃, and brine. Concentration gave Example **AX**. m/z 705.2 (M+H)⁺

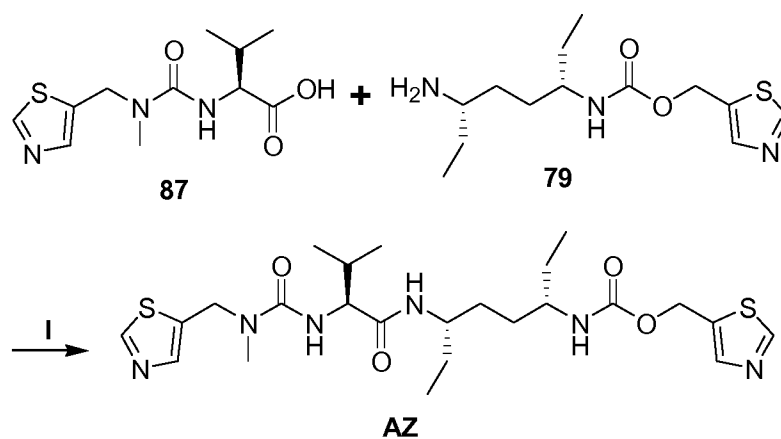
Example AY

[0361] To a stirred solution of Example **AX** (70 mg, 0.099 mmol) and methylamine (1.5 mL, 2M) in MeOH (1.5 mL) was added AcOH (119 mg, 1.99 mmol). The mixture was stirred for 2 hours. NaBH(OAc)₃ (94 mg) was added, and the mixture was stirred for 2 hours. Concentration and purification by prep. HPLC gave Example **AY** (30 mg). ¹H NMR (CDCl₃) δ 8.79 (s, 1H), 7.82 (s, 1H), 7.27-7.09 (m, 10H), 6.95 (s, 1H), 6.23 (m, 1H), 6.14 (s, 1H), 5.22 (s, 2H), 4.45 (m, 1H), 4.35-4.0 (m, 4H), 3.8 (m, 1H), 3.6 (m, 1H), 3.21 (m, 1H), 2.95 (s, 3H), 2.93 (s, 3H), 2.8-2.6 (m, 4H), 2.0-1.4 (m, 4H), 1.25 (m, 4H), 1.05 (m, 4H); m/z 720.3 (M+H)⁺

Preparation of Example AZ

[0362]

Scheme 42



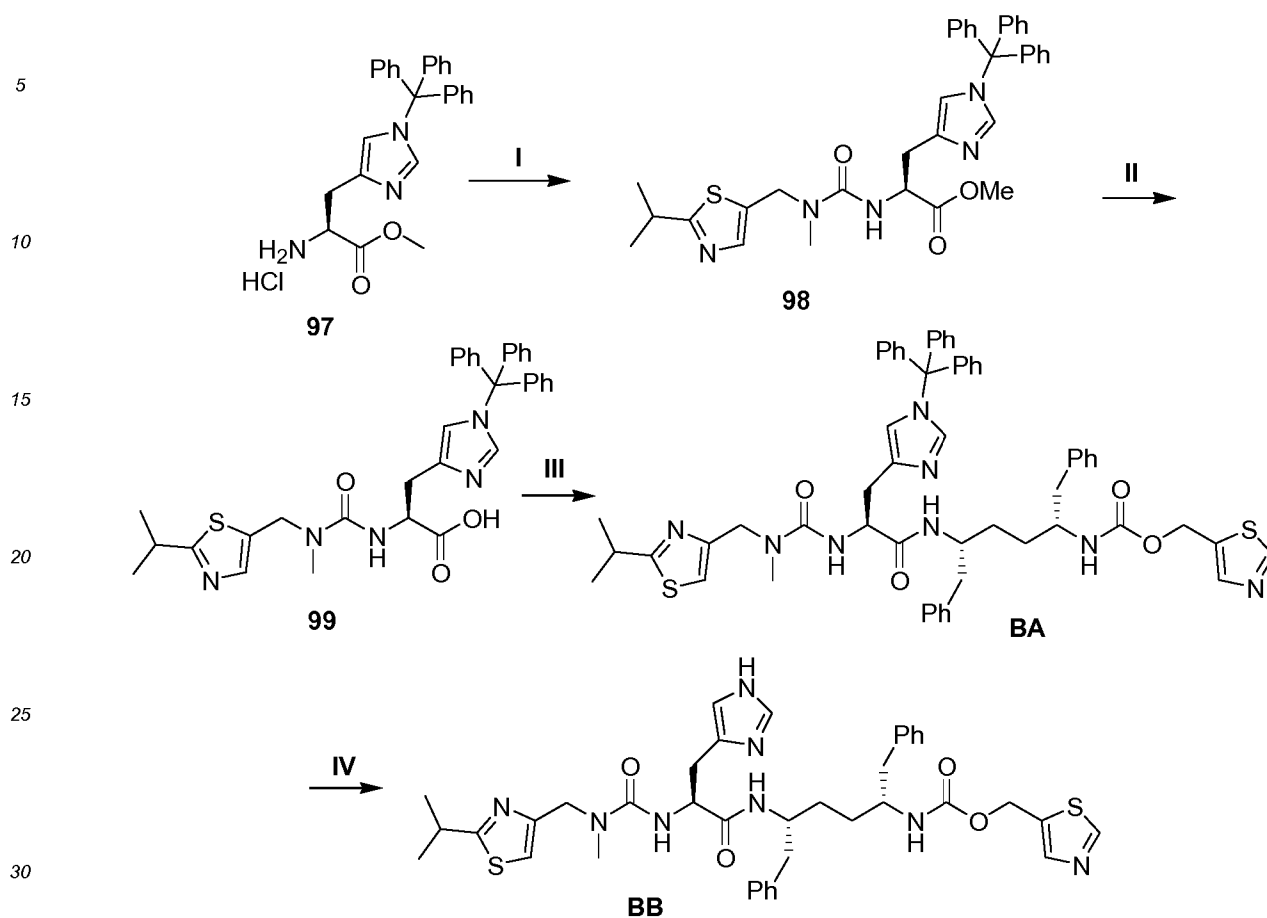
I. HOBt, EDC, DIPEA, THF

Example AZ

[0363] Compound **AZ** (61 mg) was prepared following the procedure for Example **C**, except that Compound **87** was used instead of Compound **7** and Compound **79** was used instead of Compound **8**. ^1H NMR (CDCl_3) δ 8.77 (s, 1H), 8.72 (s, 1H), 7.78 (s, 1H), 7.71 (s, 1H), 6.23 (d, 1H), 5.28-5.24 (m, 2H), 4.85 (d, 1H), 4.71-4.57 (m, 2H), 4.08-4.03 (m, 1H), 3.78 (br s, 1H), 3.51 (br s, 1H), 2.87 (s, 3H), 2.33 (br s, 1H), 2.13-2.06 (m, 1H), 1.49-1.33 (m, 8H), 0.93-0.80 (m, 12 H); m/z 539.2 ($\text{M}+\text{H}$) $^+$

Preparation of Examples BA and BB**[0364]**

Scheme 43



I. a. CDI/*i*Pr₂NEt; b. Compound 9; II.a. NaOH/THF/H₂O; b. HCl;
III. Cmpd 8/EDC/HOBt, IPEA, THF; IV. Et₃SiH, TFA

Compound 97

[0365] Compound 97 is commercially available from TCI, and was used as received.

Compound 98

[0366] To a stirred solution of Compound 97 (1 g, 2.2 mmol) and diisopropylethylamine (1.6 mL, 8.9 mmol) in dichloromethane (26 mL) was added CDI (362 mg, 2.2 mmol). The mixture was stirred for 12 hours. Compound 9 was added, and the mixture was stirred for 12 additional hours. Concentration and purification by flash column chromatography (0-8%: MeOH/DCM) gave Compound 98 (1.2 g). *m/z* 608.1 (M+H)⁺

Compound 99

[0367] Compound 99 (1.2 g) was prepared following the same procedure used to prepare Compound 67, with the exception that Compound 98 was used instead of Compound 66. *m/z* 592.2 (M-H)⁻

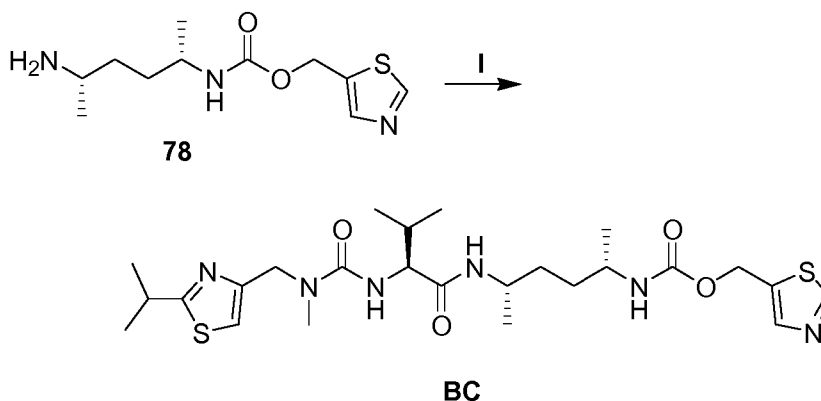
Example BA

[0368] Example BA (111 mg) was prepared following the procedure used to prepare Example C, except that Compound 99 was used instead of Compound 7. *m/z* 986.1 (M+H)⁺

Example BB

[0369] To a stirred solution of Example **BA** (111 mg, 0.113 mmol) and TFA (1.4 mL) was added Et₃SiH (0.1 mL). The mixture was stirred for 60 minutes, then concentrated and partitioned with EtOAc and sat. NaHCO₃, followed by extraction with EtOAc (2X) and drying over Na₂SO₄. Concentration and purification by flash column chromatography (0-15%: MeOH/DCM) gave Example **BB** (50 mg).

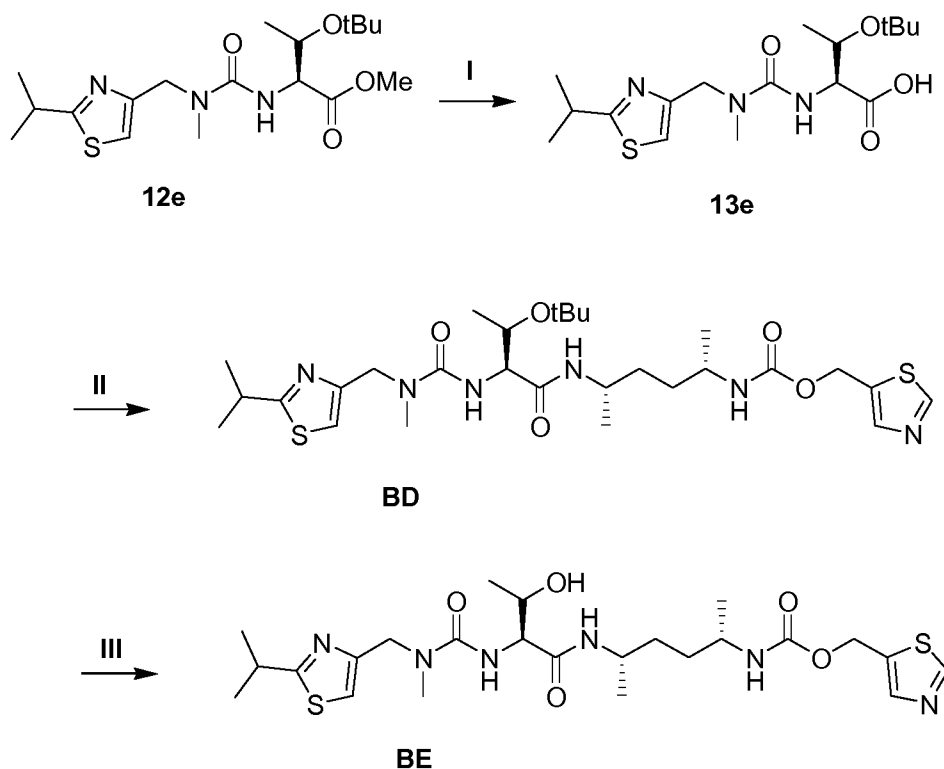
¹H-NMR (CDCl₃) δ 8.75 (s, 1 H), 7.79 (s, 1 H), 7.42 (s, 1 H), 7.22-7.12 (m, 9H), 6.99-6.96 (m, 2H), 6.86 (s, 1H), 6.71 (m, 2H), 5.51 (br s, 1 H), 5.17 (m, 2H), 4.57-4.52 (m, 1 H), 4.39-4.35 (m, 2 H), 4.07 (m, 1 H), 3.74 (br s 1 H), 3.28-3.19 (m, 1H), 3.09-2.76 (m, 6 H), 3.65-2.58 (m, 3 H), 1.49 (m, 2 H), 1.36-1.20 (m, 8 H); m/z 743.2 (M+H)⁺

Preparation of Example BC**[0370]****Scheme 44****I. HOBt, EDC, DIPEA, THF, Cmpd 29**Example BC

[0371] Example **BC** (95 mg) was prepared following the procedure used to prepare Example **C**, except that Compound **29** was used instead of Compound **7**, and Compound **78** was used instead of Compound **8**. ¹H NMR (CDCl₃) δ 8.75 (s, 1H), 7.80 (s, 1H), 6.93 (s, 1H), 6.28 (d, 1H), 6.18 (m, 1H), 5.26-5.21 (m, 3H), 4.47-4.30 (m, 2H), 4.11-4.00 (m, 1H), 3.91 (br s, 1H), 3.59 (br s, 1H), 3.28 (m, 1H), 2.97-2.90 (m, 3H), 2.26-2.19 (m, 1H), 1.39-1.24 (m, 10H), 1.09-1.01 (m, 6 H), 0.94-0.86 (m, 6 H); m/z 553.1 (M+H)⁺

Preparation of Examples BD and BE**[0372]**

Scheme 45



I. LiOH, THF/H₂O; II. Cmpd. 78, HOBt, EDC, DIPEA, THF;
 III. a. neat TFA; b. NaOH, THF, H₂O

Example BD

[0373] Example **BD** (148 mg) was prepared following the procedure used to prepare Example **C**, except that Compound **13e** was used instead of Compound 7, and Compound **78** was used instead of amine **8**. m/z 611.1 (M+H)⁺

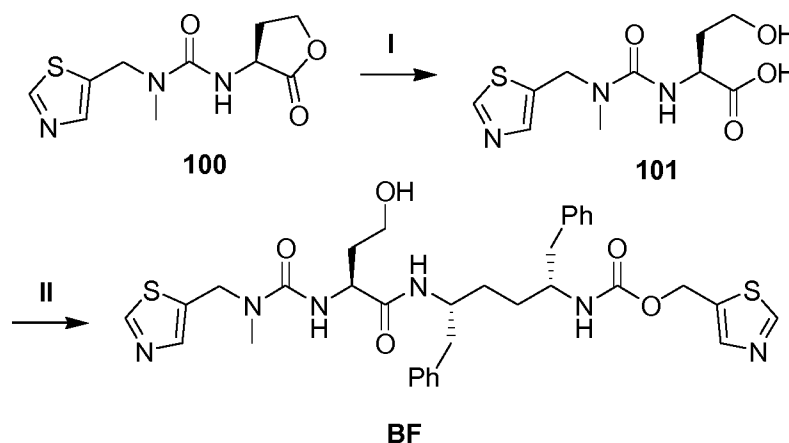
Example BE

[0374] Example **BD** (148 mg, 0.242 mmol) was dissolved in TFA (3 mL) and allowed to stir at 25 °C for 3 hours. The solvent was removed under reduced pressure and the residue was diluted with THF (3 mL) and 2N aqueous NaOH was added until pH 10. The mixture was allowed to stir for 20 min and extracted with EtOAc. The organic layer was washed sequentially with water and brine, dried over Na₂SO₄, filtered, and evaporated. Purification by flash chromatography (0-10% MeOH/CH₂Cl₂) gave Example **BE** (109 mg). ¹H NMR (CDCl₃) δ 8.75 (s, 1H), 7.80 (s, 1H), 6.97-6.94 (d, 1H), 6.90 (s, 1H), 6.32 (br s, 1H), 5.26-5.22 (m, 2H), 5.12 (d, 1H), 4.51-4.39 (m, 3H), 4.25-4.22 (m, 2H), 3.87 (br s, 1H), 3.62 (br s, 1H), 3.27-3.18 (m, 1H), 2.94 (s, 3H), 1.41-1.31 (m, 10H), 1.13-1.00 (m, 9H). m/z: 555.1 (M+H)⁺.

Preparation of Example BF

[0375]

Scheme 46



I. LiOH, THF/H₂O; II. Cmpd. 8, HOBt,
EDC, DIPEA, THF

Compound 100

[0376] Compound **100** was prepared using the same method used to prepare Compound **122**, except that Compound **9** was replaced with Compound **68** (see Scheme 70).

Compound 101

[0377] Compound **100** (108 mg, 0.423 mmol) was dissolved in THF (2 mL), then 847 μ l of 1 M LiOH/H₂O was added. After stirring overnight, 843 μ l of 1 N HCl was added. Concentration gave Compound **101**.

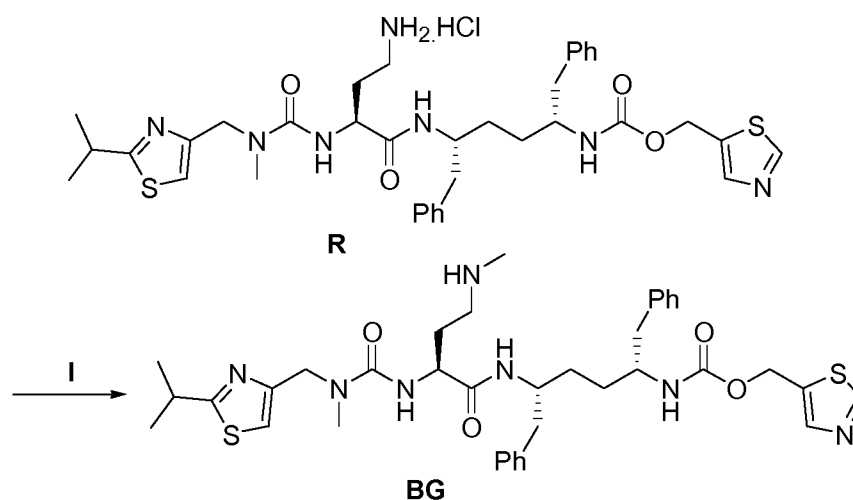
Example BF

[0378] Example **BF** (24 mg) was prepared following the procedure used to prepare Example C, except that Compound **101** was used instead of Compound **7**. ¹H NMR (CDCl₃) δ 8.77 (s, 1H), 8.73 (s, 1H), 7.80 (s, 1H), 7.74 (s, 1H), 7.27-7.10 (m, 10H), 6.55-6.52 (d, 1H), 5.84 (d, 1H), 5.21-5.19 (m, 3H), 4.77-4.53 (m, 2H), 4.39 (br s, 1H), 4.11-3.99 (m, 2H), 3.81 (br s, 1H), 3.58 (m, 2H), 2.86 (s, 3H), 2.81-1.72 (m, 5H), 2.04 (m, 1H), 1.85 (m, 1H), 1.66-1.37 (m, 6H); m/z 665.2 (M+H)⁺

Preparation of Example BG

[0379]

Scheme 47



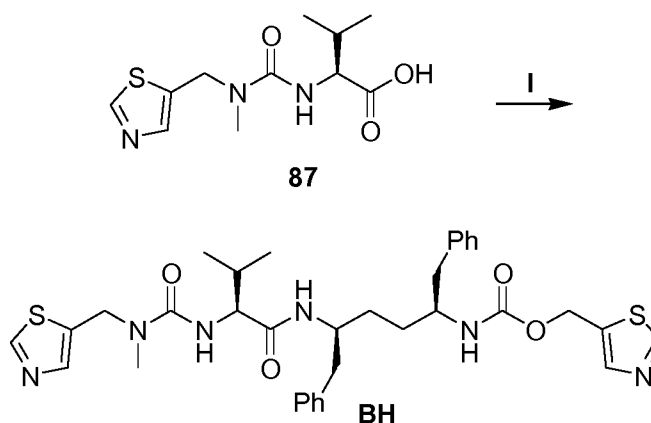
I. Ethyltrifluoroacetate, Mel, Cs₂CO₃, THF

Example BG

[0380] Example **R** (102 mg, 0.137 mmol) was dissolved in THF (2 mL), then 2 mL of ethyltrifluoroacetate was added. Then 1.3 eq of Mel and excess Cs₂CO₃ were added. After stirring for 1 day, the mixture was partitioned with EtOAc and sat. Na₂CO₃, extracted with EtOAc (2X), and dried over Na₂SO₄. Purification by flash chromatography (0-20% MeOH/CH₂Cl₂) gave Example **BG** (6.5 mg). ¹H NMR (CD₃OD) δ 9.94 (s, 1H), 8.27 (s, 1H), 7.73 (s, 1H), 7.30-7.10 (m, 10H), 5.29, 5.17 (d 2H), 4.72 (s, 3H), 4.29 (m, 1H), 4.15 (br s, 1H), 3.83 (br s, 1H), 3.61 (m, 2H), 3.07 (s, 3H), 2.93 (m, 2H), 2.82-2.70 (m, 4H), 2.68-2.58 (m, 2H), 2.42 (s, 3H), 2.05 (m, 2H), 1.70-1.40 (m, 10H). m/z: 720.2 (M+H)⁺.

Preparation of Example BH**[0381]**

Scheme 48



I. amine 59, HOBt, EDC, DIPEA, THF

Example BH

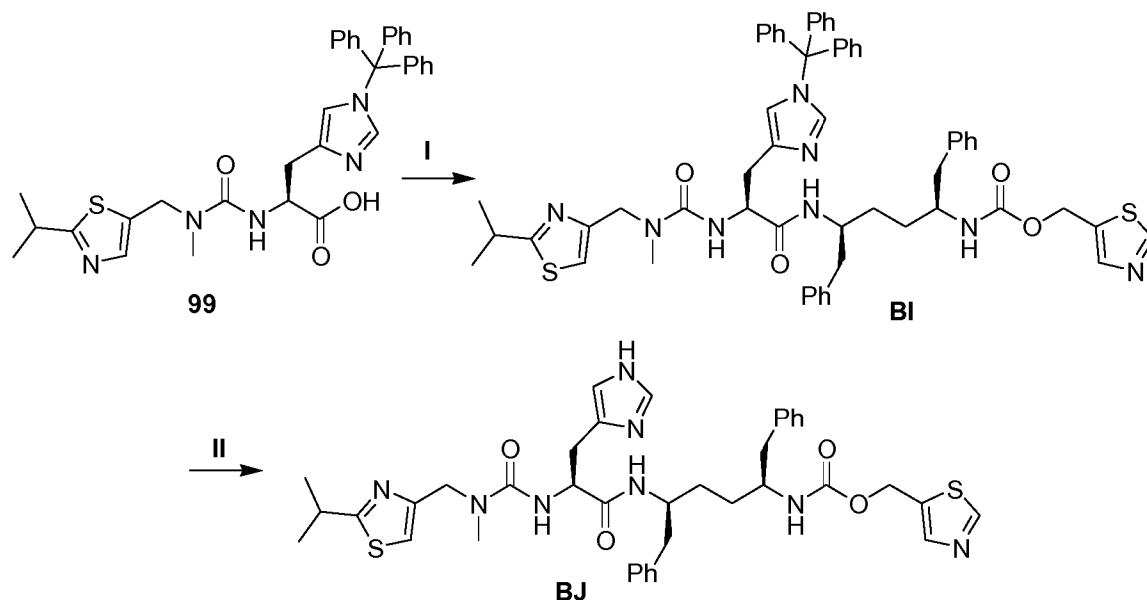
[0382] Example **BH** (78 mg) was prepared following the procedure used to prepare Example **C**, except that Compound **87** was used instead of Compound **7**, and Compound **46** was used instead of Compound **8**. ¹H NMR (CDCl₃) δ 8.73 (s,

1H), 8.68 (s, 1H), 7.76 (s, 1H), 7.68 (s, 1H), 7.18-7.09 (m, 10H), 6.26 (m, 1H), 5.76 (m, 1H), 5.22-5.18 (m, 4H), 4.71-4.65 (d, 1H), 4.46-4.40 (d, 1H), 4.11-4.04 (m, 2H), 3.81 (br s, 1H), 3.14 (br s, 1H), 2.83 (s, 3H), 2.76-2.52 (m, 4H), 1.88 (m, 1H), 1.51-1.37 (m, 2H), 0.73-0.69 (m, 6 H) m/z 663.2 (M+H)⁺

Preparation of Examples BI and BJ

[0383]

Scheme 49



I. Cmpd. 46/EDC/HOBt, IPEA, THF: II. Et₃SiH, TFA

Example BI

[0384] Example BI (1.78 g) was prepared following the procedure used to prepare Example C, except that Compound 99 was used instead of Compound 7, and Compound 46 was used instead of Compound 8. m/z 986.1 (M+H)⁺

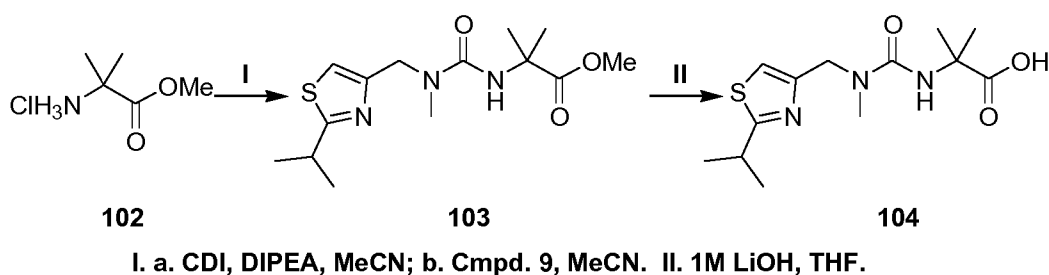
Example BJ

[0385] Example BJ (728 mg) was prepared following the procedure used to prepare Example BB, except that Example BI was used instead of Example BA. ¹H-NMR (CDCl₃) δ 8.75 (s, 1 H), 7.79 (s, 1 H), 7.42 (s, 1 H), 7.22-7.12 (m, 9H), 6.99-6.96 (m, 2H), 6.86 (s, 1H), 6.71 (m, 2H), 5.51 (br s, 1 H), 5.17 (m, 2H), 4.57-4.52 (m, 1 H), 4.39-4.35 (m, 2 H), 4.07 (m, 1 H), 3.74 (br s 1 H), 3.28-3.19 (m, 1H), 3.09-2.76 (m, 6 H), 3.65-2.58 (m, 3 H), 1.49 (m, 2 H), 1.36-1.20 (m, 8 H); m/z 743.2 (M+H)⁺

Preparation of Compounds 104-115

[0386]

Scheme 50



Compound 102

[0387] Compound **102** is commercially available from Aldrich Chemical Co., and was used without further purification.

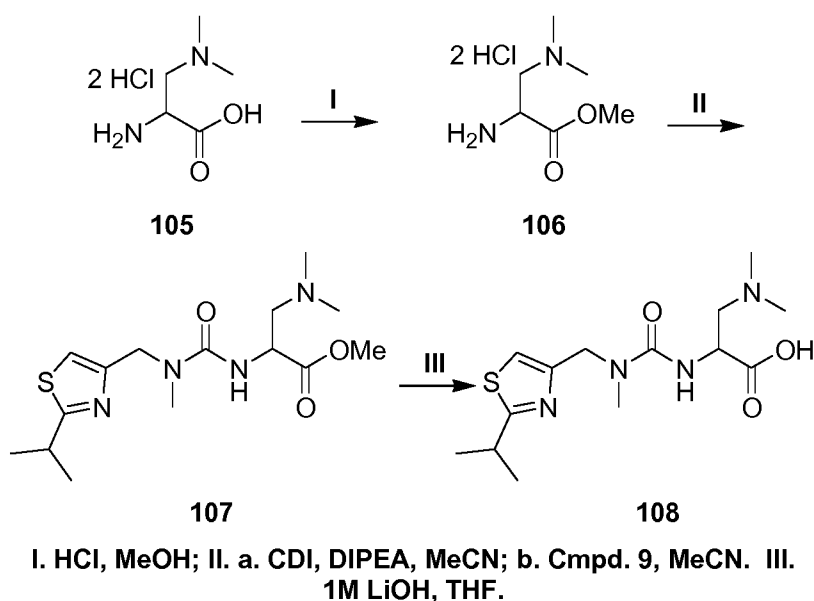
Compound 103

[0388] Compound **102** (5.5 mmol) was suspended in MeCN (55 mL) and DIPEA (8.25 mmol) was added. Carbonyl diimidazole (5.5 mmol) was diluted in MeCN (20 mL) and the solution added slowly to the reaction mixture over 45 min. The resulting mixture was allowed to age overnight. Compound **9** (5.5 mmol) was diluted in MeCN (10 mL) and treated with DIPEA (8.25 mmol) before being added to the reaction mixture, which was then allowed to age overnight. The volatiles were removed *in vacuo* and the residue taken up in EtOAc (50 mL) and washed with 1M HCl (50 mL). The layers were separated and the aqueous layer extracted with EtOAc (3 X 50 mL). The combined organic layers were washed with sat. Na₂CO₃ until the pH of the washes was ~ pH 8. A brine wash (30 mL) was followed by drying over anhydrous MgSO₄. Following concentration *in vacuo*, the residue was purified on SiO₂ (0-65% EtOAc/hex) to provide 0.340 g (20%) of Compound **103** as an amorphous white solid (*m/z* 314.0 (M+H)⁺).

Compound 104

[0389] Compound **103** (1.1 mmol) was diluted in THF (5 mL) and treated with freshly prepared 1M LiOH (2.2 mmol). The biphasic reaction was stirred vigorously for 2 h before being quenched with 1M HCl (3 mmol). The reaction was extracted with EtOAc (5 X 15 mL) and the combined organics were washed with brine (30 mL), dried over anhydrous Na₂SO₄ and concentrated to provide 0.282 g (86%) of Compound **104** as an amorphous white powder that was used with further purification ¹H-NMR (CDCl₃, 300 MHz): 7.06 (s, 1H); 4.37 (s, 1H); 3.28 (p, *J* = 6.9 Hz, 1H); 3.00 (s, 3H); 1.62 (s, 6H); 1.39 (d, *J* = 6.9 Hz, 6H).

Scheme 51



Compound 105

[0390] Compound **105** is commercially available from Aldrich Chemical Co., and was used without further purification.

Compound 106

[0391] Racemic Compound **105** (12.2 mmol) was diluted in MeOH (100 mL). HCl/dioxane solution (4M, 25 mmol) was added and the solution was refluxed overnight. Volatiles were removed *in vacuo* to produce 2.60 g (97%) of Compound **106** as a racemic mixture. The foamy white solid was used without further purification (*m/z* 147.0 (M+H)⁺).

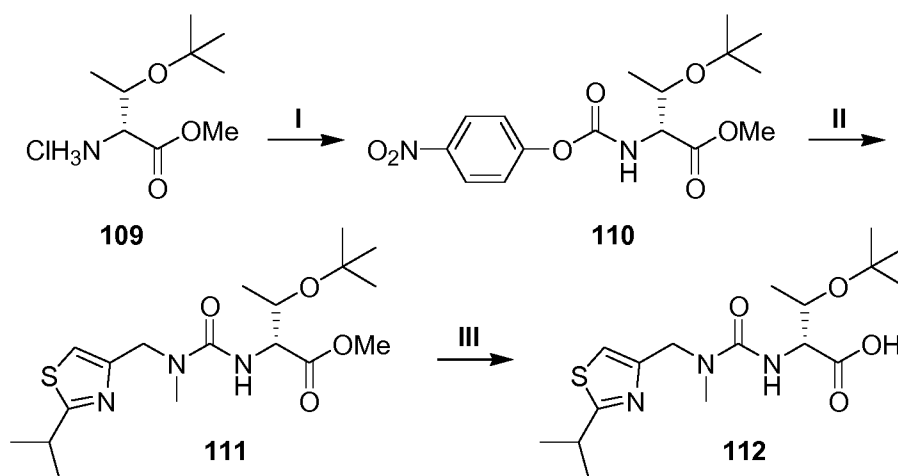
Compound 107

[0392] Compound **106** (5 mmol) was diluted in MeCN (65 mL) and treated with DIPEA (25 mmol). The resulting solution was added slowly via addition funnel to a solution of CDI (5 mmol) in MeCN (30 mL) and allowed to age overnight. Compound **9** (5 mmol) and DIPEA (3 mmol) were added to the reaction solution which was allowed to age overnight. The volatiles were removed *in vacuo* and the residue was taken up in EtOAc and sat. Na₂CO₃ (30 mL each). The aqueous layer was extracted with EtOAc (3 X 25 mL) and the combined organics were washed with brine (50 mL) and dried over anhydrous MgSO₄. Following concentration *in vacuo*, purification by column chromatography on SiO₂ (0-10% MeOH/DCM) provided 0.36 g (21%) of racemic Compound **107** as a yellow oil (*m/z* 343.1 (M+H)⁺).

Compound 108

[0393] Compound **107** (1.05 mmol) was taken up in THF (5 mL) and treated with freshly prepared 1M LiOH solution (2.1 mmol). The solution was stirred vigorously for 2 h and quenched with 1M HCl (2.1 mmol). The volatiles were removed *in vacuo*, and the resulting oil was azeotroped with toluene until a quantitative yield of racemic Compound **108** was produced as an amorphous white solid that was used without further purification (*m/z* 329.1 (M+H)⁺).

Scheme 52



I. *p*-O₂NC₆H₄O(CO)Cl, NMM, DCM, 0 °C to rt; II. Cmpd. **9**, Et₃N, DMAP, THF, 70 °C; III. 1M LiOH, THF

Compound 109

[0394] Compound **109** is commercially available from Bachem, and was used as received.

Compound 110

[0395] Compound **109** (4.1 mmol) was diluted in DCM (5 mL) and treated with N-methylmorpholine (8.2 mmol). This solution was added slowly to a DCM (5 mL) solution of 4-nitrophenyl chloroformate (4.1 mmol) at 0 °C. The reaction was then allowed to warm to room temperature overnight. The volatiles were removed *in vacuo* and the residue was taken up in EtOAc and sat. Na₂CO₃. The aqueous layer was extracted with EtOAc (3 X 10 mL) and the combined

organics were washed with brine (30 mL) prior to being dried over anhydrous Na_2SO_4 . Following concentration *in vacuo*, the residue was purified by column chromatography on SiO_2 (0-25% EtOAc/Hex) to produce 0.75 g (51%) of Compound **110** as an amorphous white solid (m/z 354.8 (M+H)⁺).

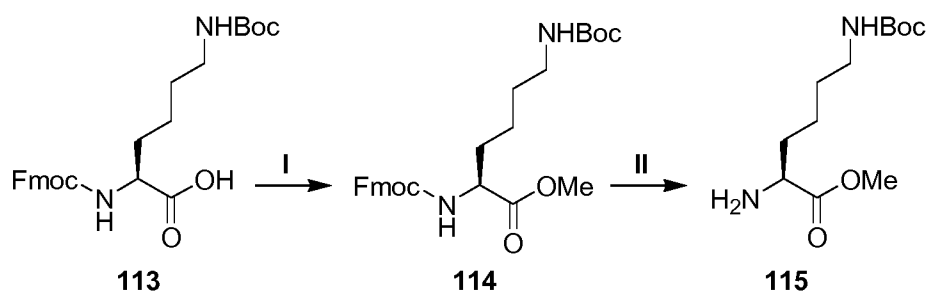
Compound 111

[0396] Compound **110** (1.1 mmol) was diluted in THF (3.5 mL). Compound **9** (1.4 mmol) was diluted in THF (3 mL), treated with Et_3N (2.8 mmol) and transferred to the reaction solution. DMAP (0.11 mmol) was added and the reaction was heated to 70 °C for 2 h. After cooling to room temperature, EtOAc (10 mL) and sat. Na_2CO_3 were added. The aqueous phase was extracted with EtOAc (3 X 10 mL) and the combined organics were washed with saturated Na_2CO_3 , H_2O , and brine (15 mL each). After drying over anhydrous MgSO_4 , volatiles were removed *in vacuo* and the residue was purified by column chromatography on SiO_2 (0-50% EA/hex) to produce 0.346 g (82%) of Compound **111** (m/z 386.0 (M+H)⁺).

Compound 112

[0397] Compound **111** (0.88 mmol) was taken up in THF (4 mL) and treated with freshly prepared 1M LiOH (1.8 mmol). The reaction mixture was stirred vigorously for 1.5 h and quenched with 1M HCl (2.5 mmol). The reaction mixture was extracted with EtOAc (3 X 10 mL), and the combined organics were washed with brine (30 mL) and dried over anhydrous Na_2SO_4 . Concentration *in vacuo* produced 0.300 g (92%) of Compound **112** as a colorless film that was used without further purification (m/z 372.0 (M+H)⁺).

Scheme 53



I. TMSCHN_2 , THF/MeOH; II. piperidine, DMF

Compound 113

[0398] Compound **113** is commercially available from Chem-Impex, and was used without further purification.

Compound 114

[0399] Compound **113** (3.2 mmol) was diluted in THF (15 mL). TMSCHN_2 (3.2 mmol) was added slowly, followed by MeOH (5 mL). The solution rapidly became colorless, and heavy evolution of gas was observed. After aging overnight, the volatiles were removed *in vacuo* and the residue purified by column chromatography on SiO_2 (0-50% EtOAc/hex) to produce 0.805 g (52%) of Compound **114** (m/z 505.2 (M+Na)⁺).

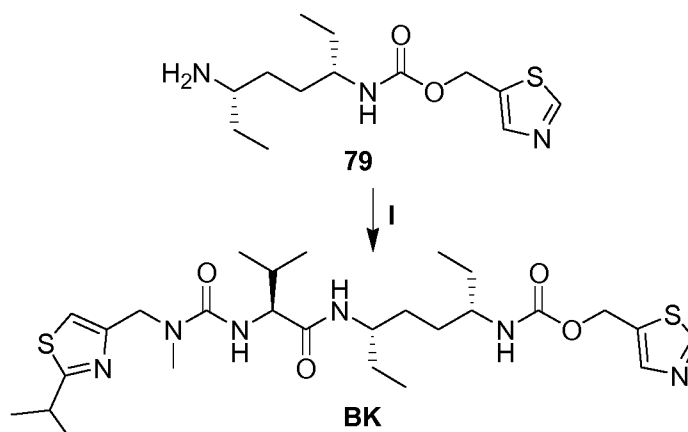
Compound 115

[0400] Compound **114** (1.7 mmol) was diluted in DMF (4 mL) and piperidine (1 mL) was added. After 30 min, the volatiles were removed *in vacuo* and the residue was purified by column chromatography on SiO_2 (0-5% MeOH/DCM) to provide 0.414 (94%) of Compound **115** as an amorphous white solid (m/z 261.0 (M+H)⁺).

Preparation of Example BK

[0401]

Scheme 54



I. Cmpd. 29/EDC/HOBt/DIPEA/THF.

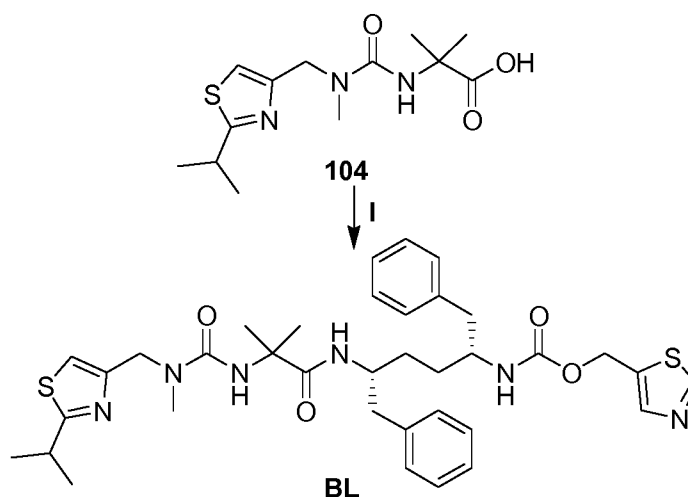
Compound BK

[0402] Compound **79** (0.70 mmol) and Compound **29** (0.91 mmol) were combined in THF (7 mL). HOBt (0.91 mmol), DIPEA (1.05 mmol) and EDC (0.91 mmol) were added consecutively at room temperature and the reaction was allowed to age overnight. The volatiles were removed *in vacuo* and the residue taken up in 3/1 CHCl₃/IPA and sat. Na₂CO₃ (15 mL each). The aqueous layer was extracted with 3/1 CHCl₃/IPA (3 X 10 mL) and the combined organics were washed with sat. Na₂CO₃, water, and brine (15 mL each). Following drying over anhydrous MgSO₄, the volatiles were removed *in vacuo* and the residue was purified by column chromatography on SiO₂ (0-10% MeOH/DCM) to produce 8.5 mg (2%) of Compound **BK** *m/z* 581.2 (M+H)⁺; ¹H-NMR (CDCl₃, 300 MHz): 8.91 (s, 1H); 7.89 (s, 1H); 7.15 (s, 1H); 6.52-6.0 (br m, 2H); 5.26 (s, 2H); 5.18 (br d, *J* = 8.1 Hz, 1H); 4.55 (s, 2H); 4.06 (br s, 1H); 3.79 (br s, 1H); 3.48 (m, 2H); 3.09 (s, 3H, minor rotamer); 3.01 (s, 3H, major rotamer); 2.34 (m, 1H); 1.60-1.30 (m, 8H); 1.42 (d, *J* = 6.9 Hz, 6H); 0.98 (t, *J* = 7.2 Hz, 6H); 0.86 (m, 6H).

Preparation of Example BL

[0403]

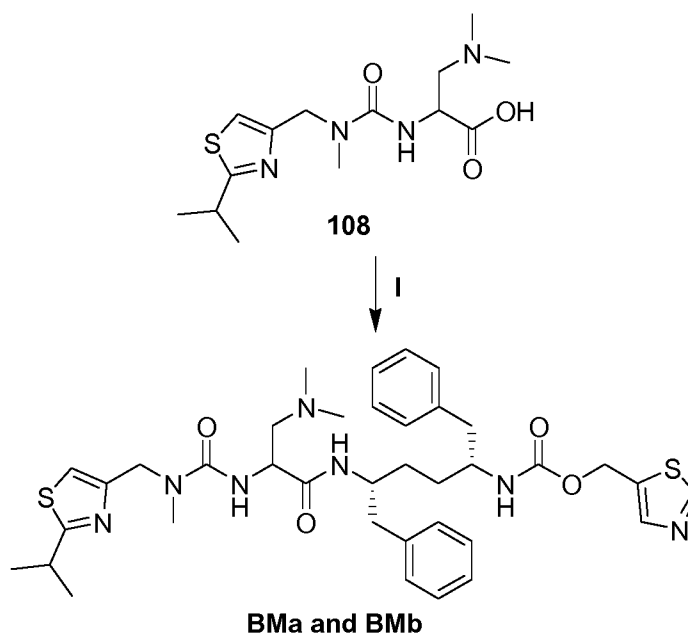
Scheme 55



I. Cmpd. 8/EDC/HOBt/DIPEA/THF.

Example BL

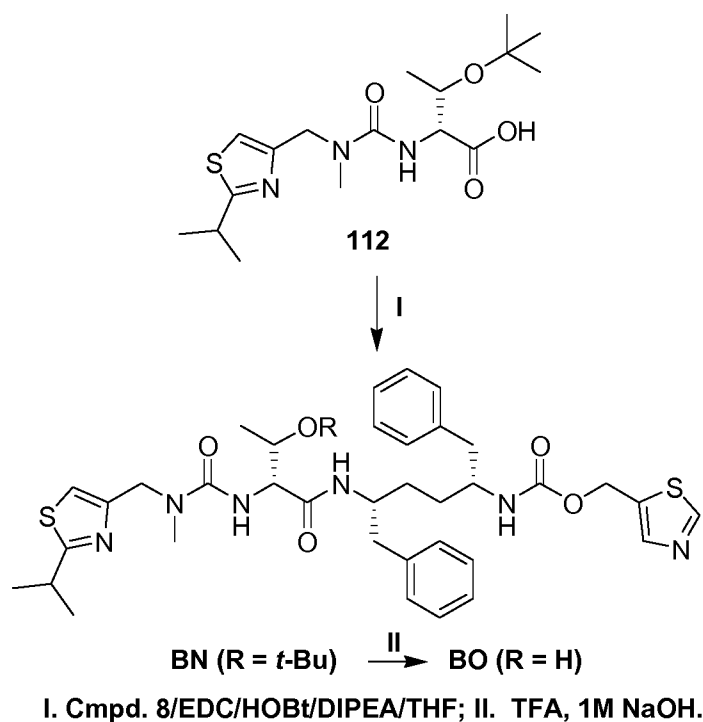
[0404] Example **BL** was prepared in a similar fashion to Example **BK** using Compound **104** (0.26 mmol) and Compound **8** (0.29 mmol) to produce 0.087 g (64%) of Example **BL** as an amorphous white solid m/z 691.3 (M+H)⁺; ¹H-NMR (CDCl₃, 300 MHz): 8.82 (s, 1H); 7.82 (s, 1H); 7.30-7.10 (m, 11H); 7.06 (s, 1H); 6.54 (d, J = 9.6 Hz, 1H); 5.89 (d, J = 8.4 Hz, 1H); 5.22 (s, 1H); 5.07 (m, 1H); 4.45 (AB d, J = 16.5 Hz, 1H); 4.37 (AB d, J = 15.6 Hz, 1H); 4.07 (m, 1H); 3.68 (m, 1H); 3.40 (m, 1H); 3.06 (s, 3H, minor rotamer); 2.89 (s, 3H, major rotamer); 2.90-2.54 (m, 4H); 1.60-1.25 (m, 16H).

Preparation of Example BMa and BMb**[0405]****Scheme 56****I. Cmpd. 8/EDC/HOBt/DIPEA/THF.**Examples BMa and BMb

[0406] Examples **BMa** and **BMb** were prepared in a similar fashion to Compound **BK** using racemic Compound **108** (0.36 mmol) and Compound **8** (0.28 mmol). The enantiomeric products were separated by preparatory HPLC (Chiralcel OD-H (250 X 4.6 mm, 70:30 Heptane/IPA, 30 min) to produce 0.008 g (4%) of enantiomer **BMa** (HPLC R_T = 11.71 min) m/z 720.3 (M+H)⁺; ¹H-NMR (CDCl₃, 300 MHz): 8.73 (s, 1H); 7.78 (s, 1H); 7.41 (br s, 1H); 7.30-7.00 (m, 11H); 6.94 (s, 1H); 5.40 (br s, 1H); 5.18 (br s, 2H); 4.56 (AB d, J = 15 Hz, 1H); 4.48 (AB d, J = 16 Hz, 1H); 4.39 (br s, 1H); 4.05 (br s, 1H); 3.73 (br s, 1H); 3.25 (s, 3H, minor rotamer); 3.23 (m, 1H); 2.98 (s, 3H, major rotamer); 2.82-2.30 (m, 10H); 1.60-1.20 (m, 6H); 1.32 (d, J = 7 Hz, 6H) and 0.010 g (5%) of enantiomer **BMb** (HPLC R_T = 15.41 min). (m/z 720.3 (M+H)⁺; ¹H-NMR (CDCl₃, 300 MHz): 8.78 (s, 1H); 7.83 (s, 1H); 7.38 (br d, J = 8 Hz, 1H); 7.30-7.7.05 (m, 11H); 7.02 (s, 1H); 5.52 (d, J = 9 Hz, 1H); 5.25 (AB d, J = 13 Hz, 1H); 5.21 (AB d, J = 13 Hz, 1H); 4.85-4.62 (m, 2H); 4.44 (d, J = 16 Hz, 1H); 3.99 (br s, 1H); 3.78 (br s, 1H); 3.37 (br s, 3H, minor rotamer); 3.26 (m, 1H); 3.07 (s, 3H, major rotamer); 2.77 (s, 6H); 2.86-2.60 (m, 4H); 1.6-1.3 (m, 6H); 1.35 (d, J = 7 Hz, 6H).

Preparation of Examples BN and BO**[0407]**

Scheme 57

Example BN

[0408] Example **BN** was prepared in a similar fashion to Example **BK** using Compound 112 (0.78 mmol) and Compound **8** (0.60 mmol) to produce 0.227 g (50%) of Compound **BN** as colorless film. (m/z 763.3 ($M+H$)⁺).

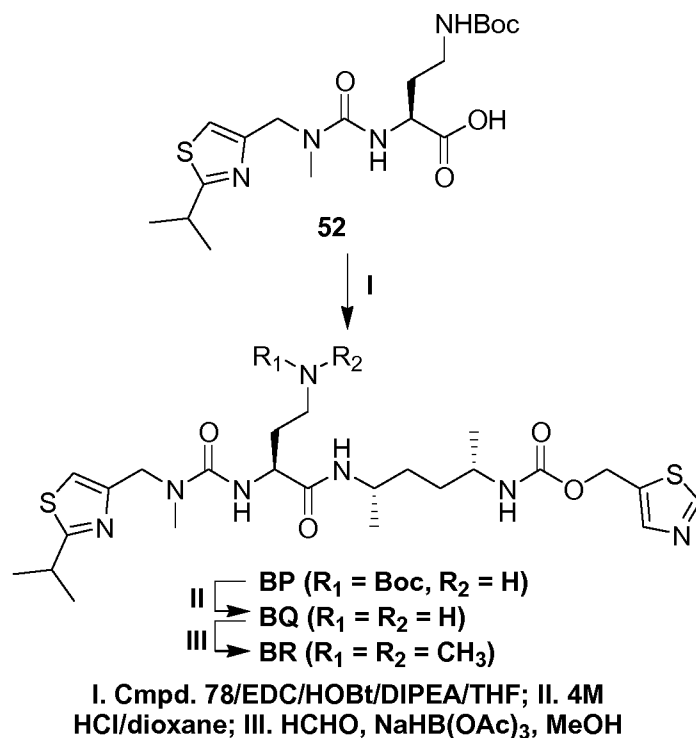
Example BO

[0409] Example **BO** was prepared in a similar fashion to Example **AM** using Example **BN** (0.29 mmol) to produce 0.149 g (72%) of Example **BO** as an amorphous white solid. (m/z 707.3 ($M+H$)⁺; ¹H-NMR (CDCl₃, 300 MHz): 8.82 (s, 1H); 7.84 (s, 1H); 7.26-7.03 (m, 11H); 6.99 (s, 1H); 6.69 (d, $J = 9.6$, 1H); 6.42 (br s, 1H); 5.47 (br d, $J = 8.7$ Hz, 1H); 5.27 (AB d, $J = 13$ Hz, 1H); 5.22 (AB d, $J = 13$ Hz, 1H); 4.55 (AB d, $J = 16$ Hz, 1H); 4.43 (AB d, $J = 16$ Hz, 1H); 4.18 (m, 1H); 4.00 (m, 2H); 3.72 (br s, 1H); 2.25 (m, 1H); 2.99 (s, 3H); 2.84-2.60 (m, 3H); 2.54-2.42 (m, 1H); 1.64-1.12 (m, 4H); 1.37 (d, $J = 7$ Hz, 6H); 1.11 (d, $J = 6$ Hz, 3H).

Preparation of Examples BP-BR

[0410]

Scheme 58

Example BP

[0411] Example **BP** was prepared in a similar fashion to Example **BK** using Compound 52 (0.22 mmol) and Compound 78 (0.20 mmol) to produce 0.091 g (71%) of Example **BP** as colorless film (m/z 654.2 ($M+H$)⁺).

Example BO

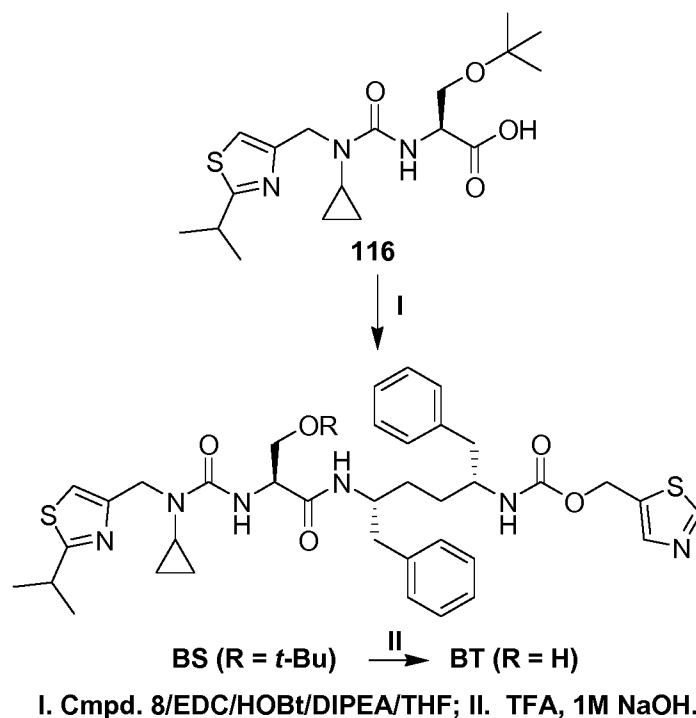
[0412] Example **BP** (0.14 mmol) was treated with 4M HCl in dioxane (2 mL) to produce a white precipitate within 5 min. The solvents were removed, and the solid was taken up in MeOH. Concentration *in vacuo* afforded 0.083 g (99%) of the HCl salt of Example **BQ** as a colorless film (m/z 554.1 ($M+H$)⁺; ¹H-NMR (CD₃OD, 300 MHz): 10.03 (s, 1H); 8.41 (s, 1H); 7.81 (s, 1H); 5.48 (s, 2H, minor rotamer); 5.35 (s, 2H, major rotamer); 4.74 (s, 2H); 4.34 (br s, 1H); 3.90 (br s, 1H); 3.78-3.54 (m, 2H); 3.20-2.98 (m, 5H); 2.20 (br s, 1H); 2.07 (br s, 1H); 1.60-1.4 (m, 10H); 1.12 (m, 6H).

Example BR

[0413] Example **BQ** (0.11 mmol) was taken up in MeOH (1.5 mL). Formaldehyde (37% in H₂O, 13.4 mmol) was added and aged 10 min. NaHB(OAc)₃ (0.324 mmol) was added, and the reaction mixture was allowed to age at room temperature overnight. More formaldehyde (13.4 mmol) and NaHB(OAc)₃ (0.324 mmol) were added and allowed to age an additional 6 h at room temperature. The solvents were removed *in vacuo* and the product was isolated by preparatory HPLC to produce 0.058 g (77%) of the TFA salt of Example **BR** as an amorphous solid. m/z 582.3 ($M+H$)⁺; ¹H-NMR (CD₃OD, 300 MHz): 9.07 (s, 1H); 7.91 (s, 1H); 7.25 (s, 1H); 5.47 (s, 2H, minor rotamer); 5.28 (s, 2H, major rotamer); 4.59 (AB d, $J = 16$ Hz, 1H); 4.53 (AB d, $J = 16$ Hz, 1H); 4.31 (dd, $J = 9.2, 5$ Hz, 1H); 3.88 (m, 1H); 3.59 (m, 1H); 3.32 (m, 1H); 3.20 (m, 2H); 2.98 (s, 3H); 2.89 (br s, 6H); 2.23 (m, 1H); 2.00 (m, 1H); 1.44 (m, 4H); 1.37 (d, $J = 7$ Hz, 6H); 1.10 (m, 6H).

Preparation of Examples BS and BT[0414]

Scheme 59

Compound 116

[0415] Compound **116** was prepared in a similar fashion to Compound 75 using Compound **4** (0.76 mmol) and Compound **47** (0.64 mmol) to produce 0.218 g (90%) of Compound **116** as a foamy white solid (m/z 384.1 ($M+H$)⁺).

Example BS

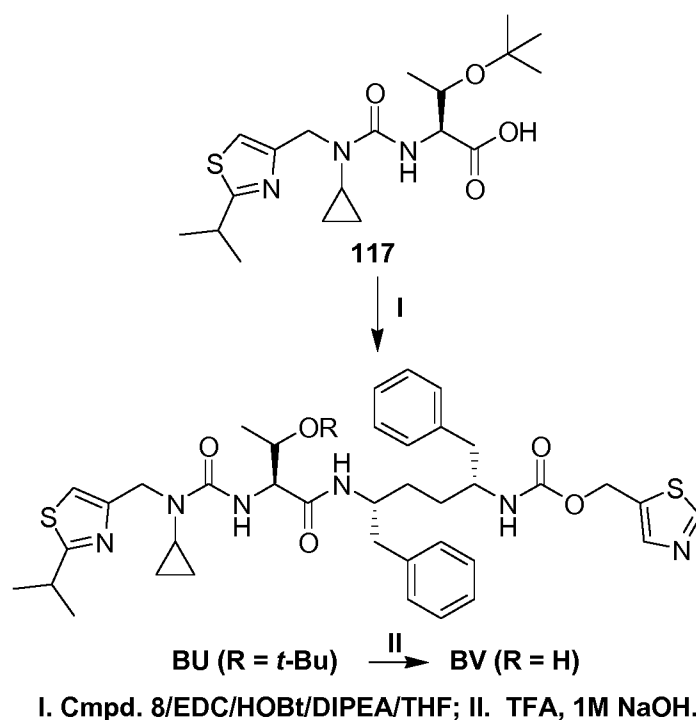
[0416] Example **BS** was prepared in a similar fashion to Example **BK** using Compound **116** (0.28 mmol) and Compound **8** (0.25 mmol) to produce 0.139 g (72%) of Example **BS** as a colorless film (m/z 775.3 ($M+H$)⁺).

Example BT

[0417] Example **BT** was prepared in a similar fashion to Example **AM** using Example **BS** (0.18 mmol) to produce 0.080 g (62%) of Example **BT** as an amorphous white solid. m/z 719.3 ($M+H$)⁺; ¹H-NMR (CDCl₃, 300 MHz): 8.79 (s, 1H); 7.82 (s, 1H); 7.27-7.0 (m, 10H); 6.98-6.82 (m, 1H); 6.85 (s, 1H); 6.44 (br s, 1H); 5.30 (s, 2H, minor rotamer); 5.22 (s, 2H, major rotamer); 5.04 (br s, 1H); 4.62 (AB d, J = 15 Hz, 1H); 4.54 (AB d, J = 15 Hz, 1H); 4.27 (br s, 1H); 4.11 (br s, 1H); 3.97 (br d, J = 10 Hz, 1H); 3.82, br s, 1H); 3.57 (br s, 1H); 3.40-3.10 (m, 2H); 2.80-2.60 (m, 4H); 2.55 (m, 1H); 1.54 (m, 2H); 1.46-1.30 (m, 2H); 1.35 (d, J = 7 Hz, 6H); 0.94-0.72 (m, 4H).

Preparation of Examples BU and BV**[0418]**

Scheme 60

Compound 117

[0419] Compound **117** was prepared in a similar fashion to Compound 13d except that Compound **4** (1.5 mmol) and the *L*-enantiomer of Compound 10d (1.15 mmol) were used to ultimately produce 0.328 g (88%) of Compound **190** as a foamy white solid (m/z 398.1 ($M+H$)⁺).

Example BU

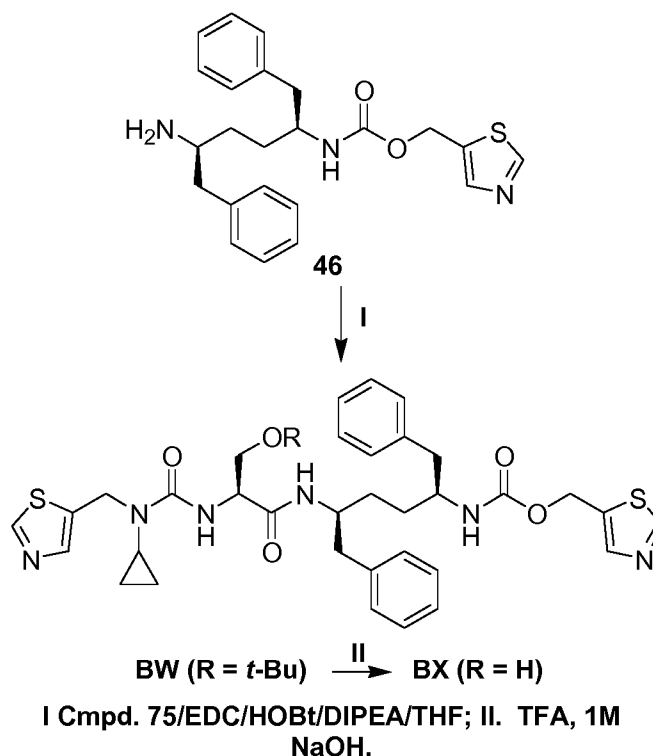
[0420] Example **BU** was prepared in a similar fashion to Example **AL** using Compound **117** (0.33 mmol) and Compound **8** (0.30 mmol) to produce 0.196 g (84%) of Example **BU** as an amorphous white solid (m/z 789.3 ($M+H$)⁺).

Example BV

[0421] Example **BV** was prepared in a similar fashion to Example **AM** using Example **BU** (0.29 mmol) to produce 0.140 g (77%) of Example **BV** as an amorphous white solid. m/z 733.3 ($M+H$)⁺; ¹H-NMR (CDCl₃, 300 MHz): 8.80 (s, 1H); 7.84 (s, 1H); 7.27-7.10 (m, 10H); 6.70-6.10 (m, 1H); 6.86 (s, 1H); 6.20 (br d, J = 7 Hz, 1H); 5.24 (s, 2H); 4.81 (br d, J = 7 Hz, 1H); 4.82 (s, 2H); 4.34 (br d, J = 7 Hz, 1H); 4.16 (br s, 1H); 4.07 (br d, J = 6 Hz, 1H); 3.86 (br s, 1H); 3.38 (br s, 1H); 2.69 (m, 6H); 1.62-1.50 (m, 2H); 1.50-1.34 (m, 2H); 1.38 (m, 6H); 1.13 (d, J = 6 Hz, 3H); 0.98-0.76 (m, 4H).

Preparation of Examples BW and BX**[0422]**

Scheme 61

Example BW

[0423] Example **BW** was prepared in a similar fashion to Example **BK** using Compound **75** (0.27 mmol) and Compound **46** (0.24 mmol) to provide 0.154 g (86%) of Example **BW** as an amorphous white solid (m/z 733.3 (M+H)⁺).

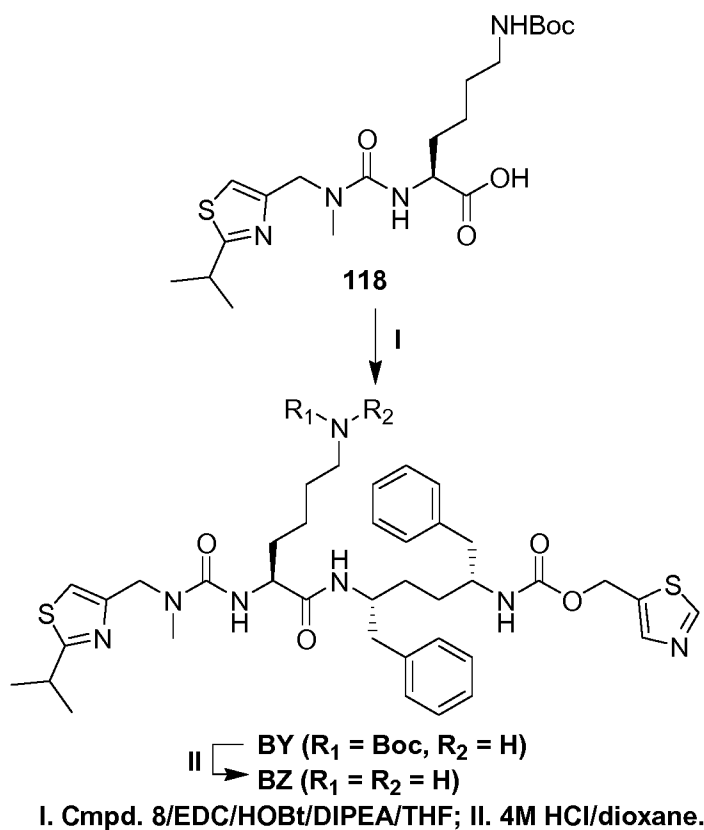
Example BX

[0424] Example **BX** was prepared in a similar fashion to Example **AM** using Example **BW** (0.21 mmol) to provide 0.091 g (98%) of the TFA salt of Example **BX** as an amorphous white solid. m/z 677.5 (M+H)⁺; ¹H-NMR (CDCl₃, 300 MHz): 8.83 (s, 1H); 8.77 (s, 1H); 7.84 (s, 1H); 7.77 (s, 1H); 7.27-7.00 (m, 10H); 6.62 (d, J = 9 Hz, 1H); 6.44 (d, J = 6 Hz, 1H); 5.35 (d, J = 10 Hz, 1H); 5.24 (s, 2H); 4.69 (AB d, J = 15 Hz, 1H); 4.62 (AB d, J = 16 Hz, 1H); 4.14 (br m, 2H); 3.96-3.78 (m, 2H); 3.51 (dd, J = 11, 4.5 Hz, 1H); 3.38 (br s, 1H); 2.82-2.58 (m, 4H); 2.41 (m, 1H); 1.70-1.24 (m, 4H); 1.20-0.88 (m, 2H); 0.88-0.54 (m, 2H).

Preparation of Examples BY and BZ

[0425]

Scheme 62



Compound 118

[0426] Compound **118** was prepared in a similar fashion to Compound **104** except that Compound **115** (0.40 mmol) was used instead of Compound **102**, which was reacted with Compound **9** (0.48 mmol) to ultimately provide 0.075 g (89%) of Compound **118** as a foamy white solid (m/z 443.4 ($M+H$)⁺).

Example BY

[0427] Example **BY** was prepared in a similar fashion to Example **BM** using Compound **118** (0.17 mmol) and Compound **8** (0.15 mmol) to produce 0.079 g (62%) of Example **BY** as an amorphous white solid (m/z 834.3 ($M+H$)⁺).

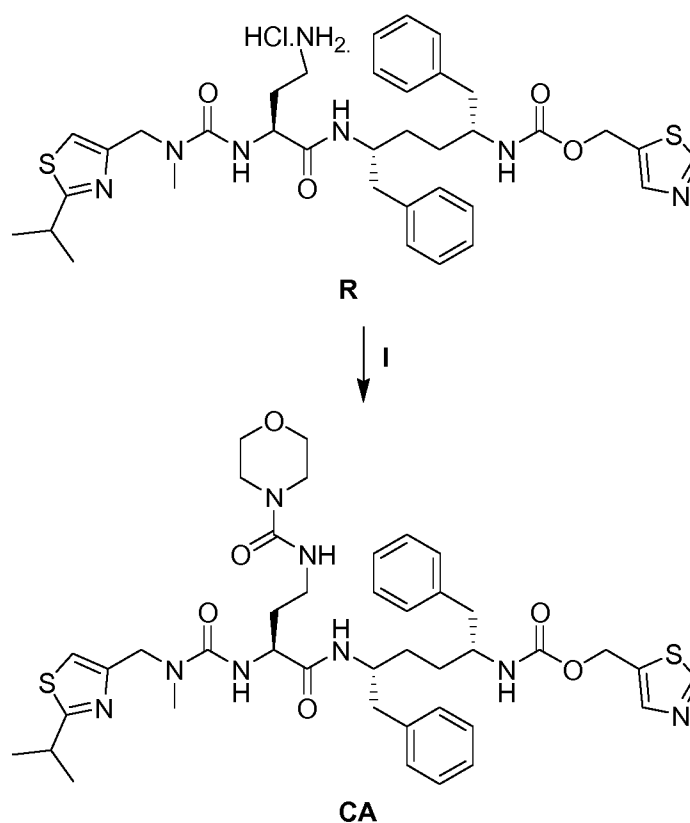
Example BZ

[0428] Example **BZ** was prepared in a similar fashion to Example **BQ** using Example **BY** (0.095 mmol) to provide 0.082 g (99%) of the HCl salt of Example **BZ** as an amorphous white solid m/z 734.2 ($M+H$)⁺; ¹H-NMR (DMSO-*d*₆, 300 MHz): 8.08 (s, 1H); 7.86 (br m, 3H); 7.58 (d, $J = 9$ Hz, 1H); 7.25-7.00 (m, 11H); 6.32 (br s, 1H); 5.16 (s, 2H); 4.99 (br m, 4H); 4.48 (AB d, $J = 15$ Hz, 1H); 4.43 (AB d, $J = 15$ Hz, 1H); 4.02 (m, 1H); 3.89 (m, 1H); 3.63 (m, 1H); 3.22 (hep, $J = 7$ Hz, 1H); 2.87 (s, 3H); 2.76-2.56 (m, 4H); 1.58-1.15 (m, 10H); 1.29 (d, $J = 7$ Hz, 6H).

Preparation of Example CA

[0429]

Scheme 63



I. 4-morpholinecarbonyl chloride, DIPEA, DCM.

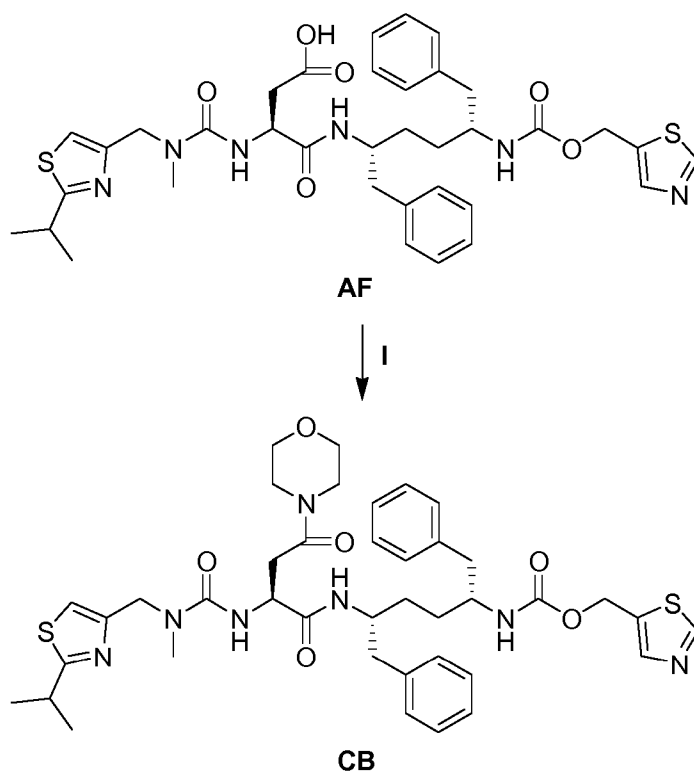
Example CA

[0430] Example **R** (0.11 mmol) was diluted in DCM (1 mL) and treated with 4-morpholinecarbonyl chloride (0.13 mmol) and DIPEA (0.16 mmol). After 2 h, volatiles were removed *in vacuo* and the residue was purified by column chromatography on SiO₂ (0-20% MeOH/DCM) to afford 0.068 g (76%) of Example **CA** as an amorphous white solid *m/z* 819.1 (M+H)⁺; ¹H-NMR (CDCl₃, 300 MHz): 8.82 (s, 1H); 7.85 (s, 1H); 7.27-7.07 (m, 12H); 6.94 (s, 1H); 6.26 (br s, 1H); 5.73 (d, *J* = 8 Hz, 1H); 5.28 (AB d, *J* = 13 Hz, 1H); 5.22 (AB d, *J* = 13 Hz, 1H); 4.50 (AB d, *J* = 16 Hz, 1H); 4.44 (AB d, *J* = 16 Hz, 1H); 4.17 (m, 1H); 3.98 (br s, 1H); 3.76 (br s, 1H); 3.68 (br s, 1H); 3.60 (m, 4H); 3.40 (m, 2H); 3.32 (m, 4H); 2.97 (s, 3H); 2.87 (dd, *J* = 13, 5 Hz, 2H); 2.73 (m, 2H); 2.57 (m, 2H); 1.79 (m, 2H); 1.60-1.20 (m, 6H); 1.37 (d, *J* = 7 Hz, 6H).

Preparation of Compound CB

[0431]

Scheme 64



I. morpholine, EDC, HOBt, THF.

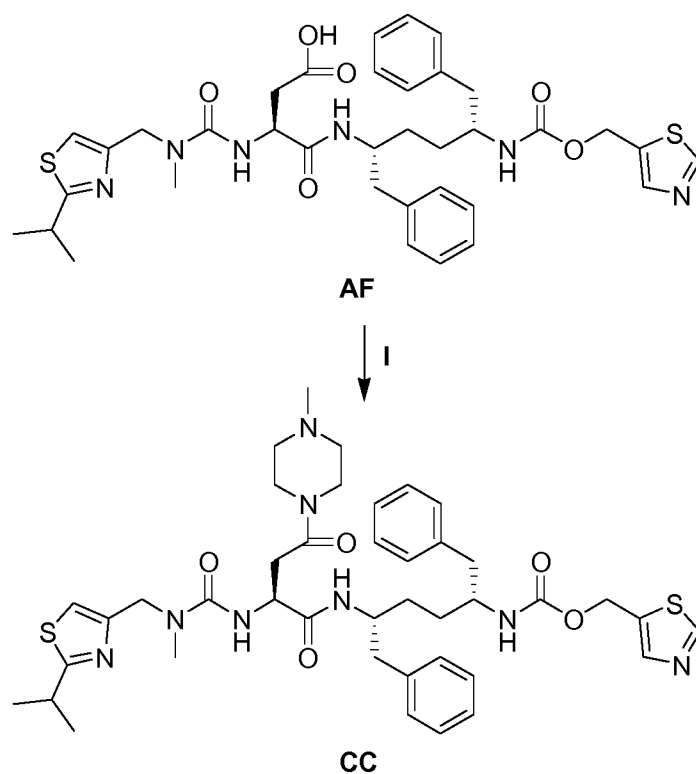
Example CB

[0432] Example **AF** (0.15 mmol) was diluted in THF (1 mL) and treated with morpholine (0.61 mmol), HOBt (0.18 mmol) and finally EDC (0.18 mmol). The reaction mixture was allowed to age overnight. The reaction mixture was then diluted in EtOAc and sat. Na_2CO_3 . The aqueous layer was extracted with EtOAc and the combined organic layers were washed with brine, dried over anhydrous MgSO_4 and concentrated *in vacuo*. The resulting residue was purified via preparatory HPLC to provide 0.024 g (20%) of Example **CB** as an amorphous white solid. m/z 790.4 ($\text{M}+\text{H}^+$); $^1\text{H-NMR}$ (CDCl_3 , 300 MHz): 8.81 (s, 1H); 7.84 (s, 1H); 7.27-7.10 (m, 10H); 6.96 (s, 1H); 6.78 (d, $J = 8$ Hz, 1H); 6.67 (s, 1H); 5.36 (d, $J = 9$ Hz, 1H); 5.27 (AB d, $J = 13$ Hz, 1H); 5.20 (AB d, $J = 13$ Hz, 1H); 4.59 (s, 1H); 4.51 (s, 2H); 4.02 (m, 1H); 3.80-3.30 (m, 10H); 2.98 (s, 3H); 2.90-2.45 (m, 6H); 1.52 (m, 2H); 1.39 (d, $J = 7$ Hz, 6H); 1.32 (m, 2H).

Preparation of Compound CC

[0433]

Scheme 65



I. N-methylpiperazine, EDC, HOBT, DIPEA, THF.

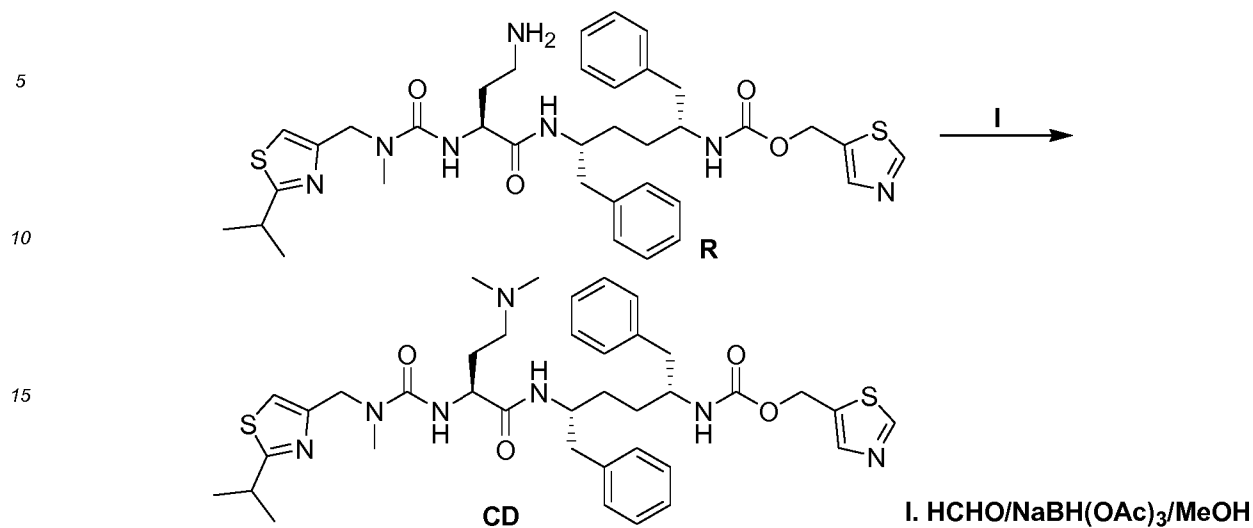
Example CC

[0434] Example **CC** was prepared in a similar fashion to Example **CB** except that N-methylpiperazine (0.16 mmol) was reacted with Compound **AF** (0.10 mmol) instead of morpholine and DIPEA (0.19 mmol) was added to produce 0.009 g (11%) of Example **CC** as an amorphous white solid m/z 803.4 (M+H)⁺; ¹H-NMR (CDCl₃, 300 MHz): 8.80 (s, 1H); 7.84 (s, 1H); 7.27-7.10 (m, 11H); 6.91 (s, 1H); 6.78 (m, 2H); 5.27 (AB d, J = 13 Hz, 1H); 5.21 (AB d, J = 13 Hz, 1H); 4.59 (m, 1H); 4.49 (AB d, J = 16 Hz, 4.44 (AB d, J = 16 Hz, 1H); 4.01 (m, 1H); 3.90-3.40 (m, 4H); 3.27 (hep, J = 7 Hz, 1H); 3.10-2.90 (m, 1H); 2.97 (s, 3H); 2.90-2.30 (m, 11H); 1.60-1.25 (m, 6H); 1.37 (d, J = 7 Hz, 6H).

Preparation of Example CD

[0435]

Scheme 66



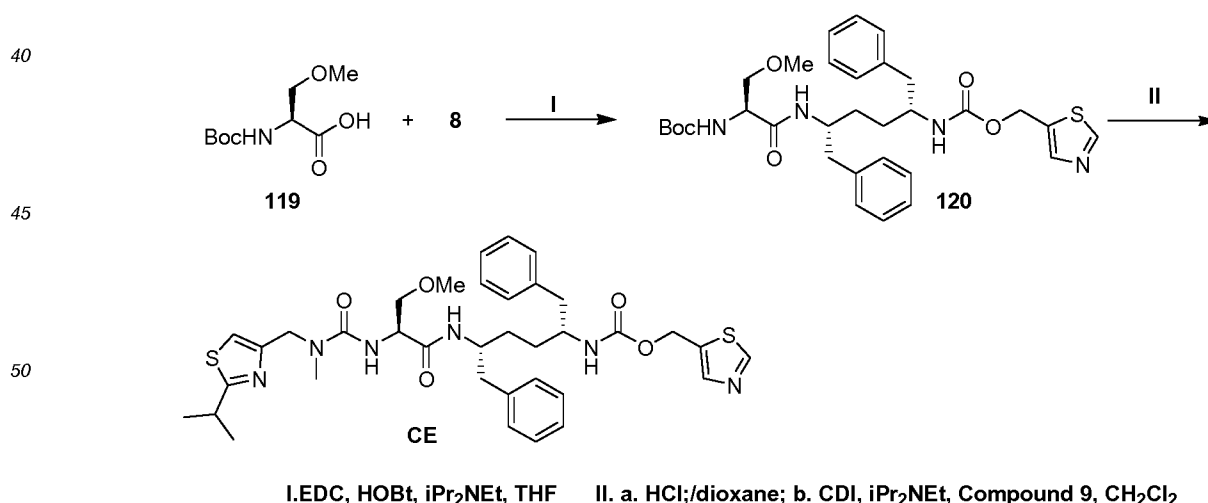
Example CD

[0436] To a solution of Example **R** (30.5 mg, 0.043 mmol) in methanol (1.5 mL) was added formaldehyde (1 mL, 37% in H₂O). After stirring for 10 minutes, NaBH(OAc)₃ (49 mg, 0.23 mmol) was added and the resulting mixture was stirred for 10 h. The reaction was monitored with LC/MS. When LC/MS indicated the absence of starting material Example **R**, the reaction mixture was evaporated to dryness, and filtered through a cotton plug. The crude product was then purified through CombiFlash (10% MeOH/CH₂Cl₂) to give 29.7 mg of Example **CD**. ¹H-NMR (CDCl₃, 500 MHz): 8.78 (s, 1H); 7.83 (s, 1H); 7.12-7.22 (m, 10H); 6.85 (s, 1H); 5.83 (d, 1H, J = 8.5 Hz), 5.23 (d_{AB}, 2H, J = 13.1 Hz); 4.49 (d_{AB}, 2H, J = 16.5 Hz); 4.29 (m, 1H); 4.15 (m, 1H); 3.75 (m, 1H); 3.30 (m, 1H); 2.93 (s, 3H); 2.87 (dd, 1H, J₁ = 5.5 Hz, J₂ = 13.5 Hz); 2.72 (m, 2H); 2.66 (dd, J₁ = 7.3 Hz, J₂ = 13.3 Hz), 2.47 (br s, 1H), 2.36 (br s, 1H), 2.23 (s, 6H), 1.91 (m, 2H), 1.56 (m, 2H), 1.40 (m, 2H), 1.40 (d, 6H, J = 6.8 Hz). *m/z* 734 (M+H)⁺; 756 (M+Na)⁺;

Preparation of Example CE

[0437]

Scheme 67



Compound 119

[0438] Compound **119** is commercially available from Aldrich, and was used as received.

Compound 120

[0439] A mixture of Compound **119** (200 mg, 0.91 mmol), Compound **8** (373.7 mg, 0.91 mmol), EDC (212 mg, 1.37 mmol), HOBt (160.3 mg, 1.19 mmol) and $i\text{Pr}_2\text{NEt}$ (794.7 μL , 4.56 mmol) in THF was stirred for 10 h at room temperature. The mixture was then evaporated to a small volume and purified by CombiFlash (eluted with 1 to 10 % MeOH/ CH_2Cl_2). The fractions containing the target Compounds were collected and re-purified by CombiFlash (40-100% EtOAc/hexanes) to give 449 mg of Compound **120** as oil. (m/z 611.0 ($\text{M}+\text{H}$)⁺).

Example CE

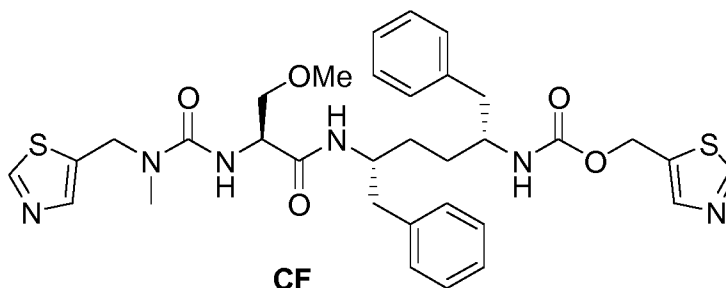
[0440] Compound **120** (449 mg, 0.74 mmol) was treated with HCl/dioxane (3 mL). The resulting mixture was evaporated to dryness and lyophilized to provide 373.6 mg of a white solid.

[0441] To a solution of the above white compound (52.5 mg, 0.096 mmol) in CH_2Cl_2 (10 mL) was added Compound **9** (19.8 mg, 0.096 mmol), CDI (15.6 mg, 0.096 mmol) followed by $i\text{Pr}_2\text{NEt}$ (33.4 μL , 0.192 mmol). The mixture was stirred for 20 h before it was evaporated to dryness. The mixture was added CH_2Cl_2 , then filtered through a cotton plug. The filtrate was evaporated to dryness and purified with CombiFlash. The fractions with Example **CE** was collected and re-purified on the TLC to give 15.1 mg of Example **CE**. $^1\text{H-NMR}$ (CDCl_3 , 300 MHz): 8.79 (s, 1H); 7.82 (s, 1H); 7.09-7.27 (m, 10H), 6.94 (s, 1H); 6.25 (d, 2H, $J = 8.7$ Hz); 5.23 (s, 2H); 5.17 (br s, 1H); 4.43 (d_{AB} , 2H, $J = 16.5$ Hz); 4.29 (m, 1H); 4.13 (m, 1H), 3.76 (m, 2H); 3.48 (m, 1H); 3.29 (s, 3H); 3.25 (m, 1H), 2.94 (s, 3H), 2.65-2.82 (m, 4H), 1.75 (m, 2H), 1.54 (m, 2H), 1.39 (d, 5H, $J = 6.9$ Hz). m/z 707 ($\text{M}+\text{H}$)⁺; 729 ($\text{M}+\text{Na}$)⁺.

Preparation of Example CF

[0442]

Scheme 68



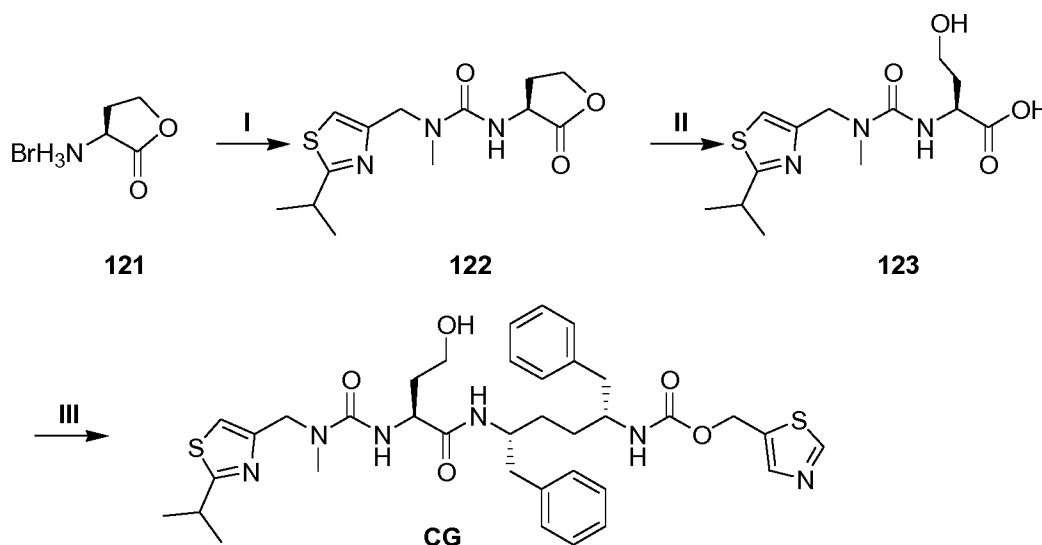
Example CF

[0443] Example **CF** was prepared using the same method as Example **CE**, except that Compound **9** was replaced with Compound **68**. $^1\text{H-NMR}$ (CDCl_3 , 300 MHz): 8.79 (s, 1H); 8.74 (s, 1H), 7.81 (s, 1H), 7.73 (s, 1H); 7.12-7.27 (m, 10H); 6.15 (d, 1H, $J = 8.7$ Hz), 5.39 (d, 1H, $J = 6.8$ Hz); 5.21 (s, 2H), 5.06 (d, $J = 9.1$ Hz, 1H); 4.64 (d_{AB} , 2H, $J = 15.5$ Hz); 4.28 (m, 1H); 4.134 (m, 1H), 3.79 (m, 1H), 3.70 (m, 1H); 3.34 (m, 1H); 3.28 (s, 3H); 2.87 (s, 3H); 2.72 (m, 4H); 1.57 (m, 2H); 1.50 (m, 2H). (m/z 665.2 ($\text{M}+\text{H}$)⁺; 687.3 ($\text{M}+\text{Na}$)⁺).

Preparation of Compound CG

[0444]

Scheme 69



I. a. CDI, DIPEA, MeCN; b. compound 9, MeCN. II. 1M LiOH, THF.

III. EDCI, HOBt, iPr₂NEt, compound 8

Compound 121

[0445] Compound 121 is commercially available from Aldrich, and was used as received.

Compound 122

[0446] To a suspension of Compound **121** (2.05 g, 11.3 mmol) in CH₂Cl₂ (40 mL) was added. iPr₂NEt (5.87 mL, 33.9 mmol) followed by CDI (1.86 g, 11.3 mmol). The resulting mixture was stirred at room temperature for 6 h, then Compound **9** (2.33g, 11.3 mmol) was added. The resulting mixture was stirred for another 10 h before it was evaporated to dryness. The mixture was re-dissolved in CH₂Cl₂ and the solid was removed by filtration. The filtrate was evaporated to dryness and purified by CombiFlash (eluted with 20-80% EtOAc/hexanes) to give 3.2 g of Compound **207** as a pale yellow oil. *m/z* 298.0 (M+H)⁺.

Compound 123

[0447] To a solution of Compound **122** (3.2g, 10.8 mmol) in THF (100 mL) was added freshly prepared 1M LiOH (10.8 mmol). The biphasic reaction was stirred vigorously at room temperature for 16 h before being quenched with 1M HCl. The pH of the mixture was adjusted to 2.5-3, and then evaporated to a small volume. The mixture was partitioned between CH₂Cl₂ and brine (50 mL), the aqueous layer was separated and extracted with CH₂Cl₂ twice. The combined CH₂Cl₂ layers were dried over anhydrous Na₂SO₄ and concentrated to give 3.37 g of Compound 123 a pale yellow oil that is used with further purification. *m/z* 316.0 (M+H)⁺, 338 (M+Na)⁺;

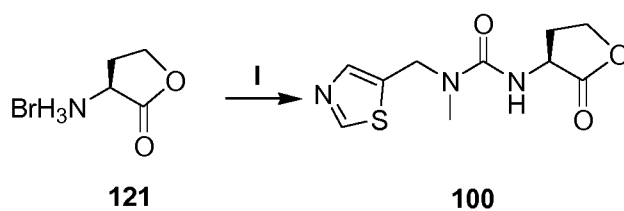
Example CG

[0448] Example **CG** was prepared following the same procedure for Example **C** instead that Compound **123** was used instead of Compound 7. ¹H-NMR (CDCl₃, 500 MHz): 8.80 (s, 1H); 7.83 (s, 1H), 7.11-7.26 (m, 10H), 6.96 (s, 1H); 7.12-7.27 (m, 10H); 6.52 (br s, 1H), 6.40 (br s, 1H), 5.23 (s, 2H), 5.20 (m, 1H), 4.44 (d_{AB}, 2H, J = 15.5 Hz), 4.39 (m, 1H), 4.11 (m, 1H), 3.80 (m, 1H), 3.61 (m, 2H), 3.28 (sep, 1H, J = 7.0 Hz); 2.94 (s, 3H), 2.79 (dd, 1H, J₁ = 6.1 Hz, J₂ = 13.4 Hz); 2.71 (m, 3H), 1.93 (m, 1H), 1.71 (m, 1H), 1.54 (m, 1H), 1.38 (d, 6H, J = 7.0 Hz) 1.37 (m, 1H). (·)⁺; *m/z* 707.3 (M+H)⁺, 729.2 (M+Na)⁺.

Preparation of Compound 100

[0449]

Scheme 70



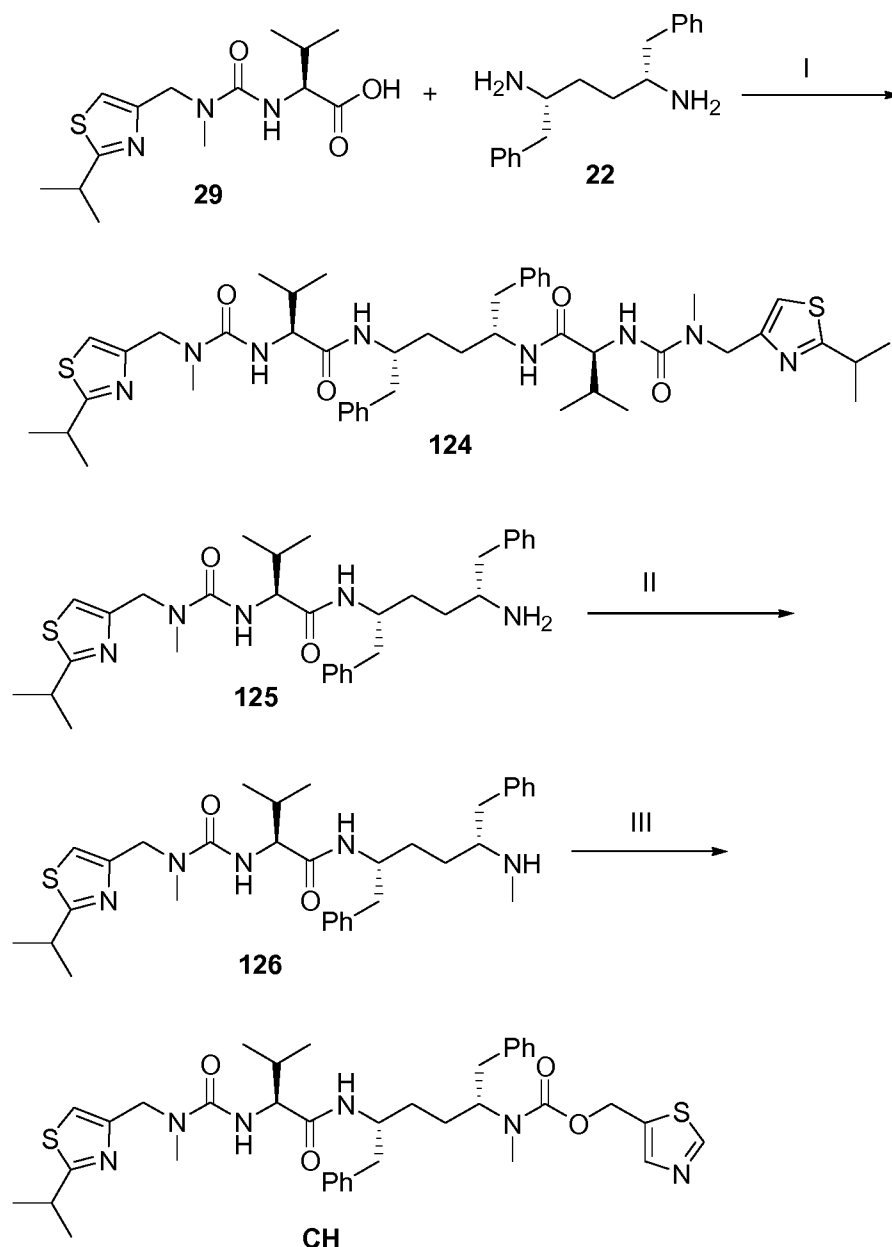
I. a. CDI, DIPEA, MeCN;

[0450] Compound 100 was prepared using the same method used to prepare Compound 122, except that Compound 9 was replaced with Compound 68.

Preparation of Example CH

[0451]

Scheme 71



I. EDCI/HOBt/*i*Pr₂NEt/THF; **II.** HCHO/NaBH(OAc)₃/HOAc/CH₃CN;
III. Cmpd. 16/*i*Pr₂NEt/CH₃CN

Compounds 124 and 125

[0452] To a solution of Compound 29 (135 mg, 0.43 mmol) and Compound 22 (116 mg, 0.43 mmol) in THF (5 mL) were added HOBt (70 mg, 0.52 mmol), EDC (94 μ L, 0.52 mmol), and diisopropylethylamine (150 μ L, 0.83 mmol). The mixture was stirred for 12 hours and concentrated. Purification by reverse HPLC gave Compound **124** (70 mg) and Compound **125** (120 mg). Compound **124**: ¹H-NMR (CDCl₃) δ 7.2-7.1 (10 H, m), 7.0 (2 H, s), 6.45 (2 H, m), 6.15 (2 H, m), 4.45 (4 H, s), 4.1 (2 H, m), 3.96 (2 H, m), 3.3 (2 H, m), 2.98 (6 H, s), 2.7 (4 H, m), 2.1 (2 H, m), 1.6-1.3 (16 H, m), 0.90 (12 H, m). *m/z* 859.3 (M+H)⁺; Compound **125**: *m/z* 564.3 (M+H)⁺

[0453] To a solution of Compound **125** (120 mg, 0.21 mmol) in CH₃CN (1 mL) was added 37% formaldehyde solution (17 μL, 0.23 mmol), followed by HOAc (24 μL, 0.42 mmol). The mixture was stirred for 2 hours, and NaBH(OAc)₃ (140 mg, 0.63 mmol) was added. The mixture was stirred for 2 additional hours and diluted with EtOAc. The organic phase was washed with saturated Na₂CO₃ solution, water, and brine, and dried over Na₂SO₄. Concentration gave Compound **126**, which was used in the next step without further purification. m/z 578.3 (M+H)⁺

[0454] Example **CH** (26 mg) was prepared following the procedure used to prepare Example **L**, except that Compound **126** was used instead of Compound **22**. ¹H-NMR (CDCl₃) b 8.91 (1 H, m), 7.82 (1 H, m), 7.2-7.0 (11 H, m), 6.4 (1 H, m), 6.2 (1 H, m), 5.23-5.05 (2 H, m), 4.44 (2 H, s), 4.44 (1 H, m), 4.2 (1 H, m), 3.95 (1 H, m), 3.32 (1 H, m), 2.98 (3 H, s), 2.8-2.5 (7 H, m), 2.15 (1 H, m), 1.7-1.2 (10 H, m), 0.88 (6 H, m). m/z 719.3 (M+H)⁺

[0455]

The scheme illustrates the synthesis of compound **127** from compound **8** via reaction **I**, and the subsequent synthesis of compound **Cl** from compound **127** via reaction **II**.

Compound 127

[0456] Compound **127** (110 mg) was prepared following the procedure used to prepare Compound **126**, except that Compound **8** was used instead of Compound **125**. m/z 424.4 (M+H)+

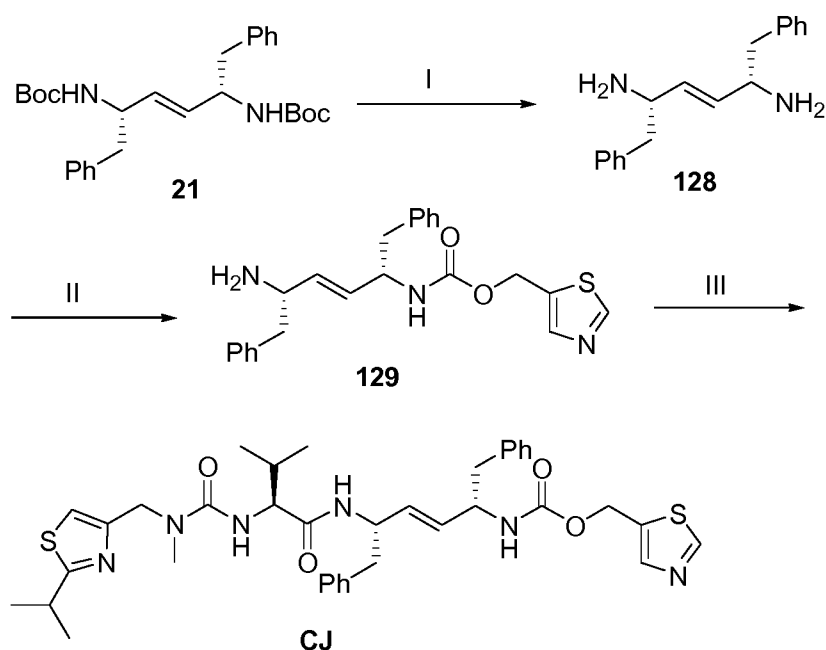
Example C1

[0457] Example C1 (7 mg) was prepared following the procedure used to prepare Example C, except that Compounds **127** and **29** were used instead of Compounds **8** and **7**. ¹H-NMR (CDCl₃) δ 9.0 (1 H, s), 8.92 (1 H, s), 7.4-7.0 (11 H, m), 5.25 (2 H, m), 4.6-4.0 (5 H, m), 3.4 (1 H, m), 3.1-2.6 (10 H, m), 1.9 (1 H, m), 1.8 (10 H, m), 0.9 (6 H, m); m/z 719.2 (M+H)⁺

Preparation of Compound CJ

[0458]

Scheme 73



I. a. TFA/CH₂Cl₂; b. Na₂CO₃; II. Cmpd. 16/iPr₂NEt/CH₃CN;
 III. Cmpd. 29/EDCI/HOBt/iPr₂NEt/THF

Compound 128

[0459] To a solution of Compound **21** (100 mg) in dichloromethane (5 mL) was added TFA (1 mL). The mixture was stirred for 3 hours, and excess reagents were evaporated. The oil was diluted with EtOAc, and then was washed with saturated Na₂CO₃ solution (2x), water (2x), and brine, and dried over Na₂SO₄. Concentration gave Compound **128** (46 mg). m/z 267.1 (M+H)⁺

Compound 129

[0460] Compound **129** (44 mg) was prepared following the procedure for Compound **8**, except that Compound **128** was used instead of Compound **22**. m/z 408.10 (M+H)⁺

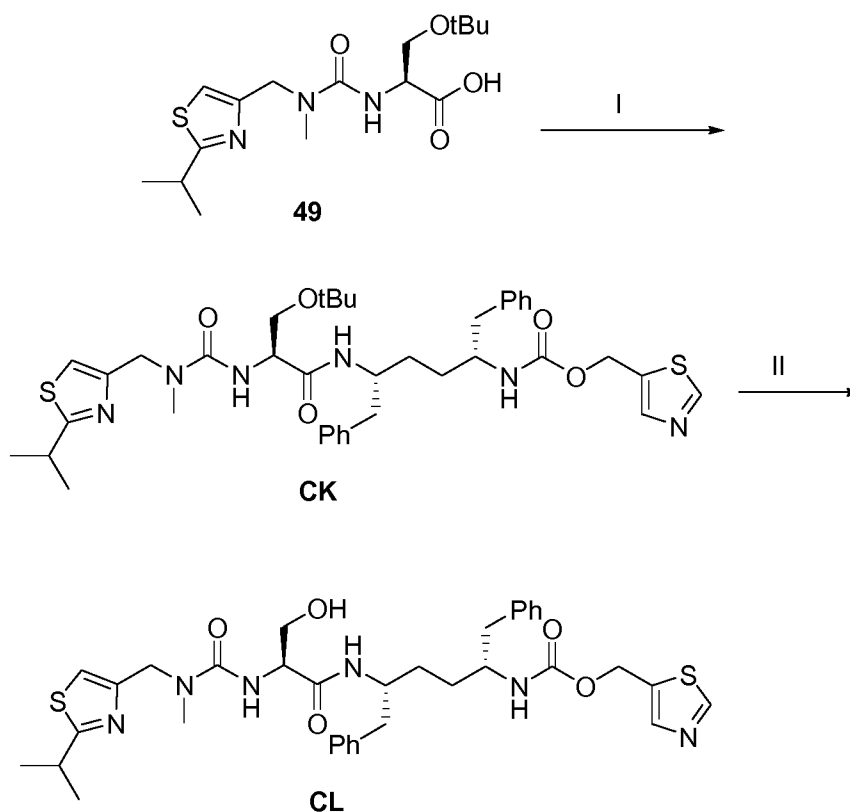
Example CJ

[0461] Example **CJ** (55 mg) was prepared following the procedure for Example **C**, except that Compounds **129** and **29** were used instead of Compounds **8** and **7**. ¹H-NMR (CDCl₃) δ 8.81 (1 H, s), 7.85 (1 H, s), 7.2-7.0 (11 H, m), 6.4 (1 H, m), 6.12 (1 H, m), 5.44 (2 H, m), 5.26 (2 H, s), 4.85 (1 H, m), 4.70 (1 H, m), 4.4 (3 H, m), 4.06 (1 H, m), 3.25 (1 H, m), 2.98 (3 H, s), 2.78 (4 H, m), 2.21 (1 H, m), 1.38 (6 H, m), 0.88 (6 H, m); m/z 703.2 (M+H)⁺

Preparation of Compounds CK and CL

[0462]

Scheme 74



I. Cmpd 8/EDC/HOBt; II. a. TFA; b. NaOH/THF

Example CK

[0463] Example **CK** (88 mg) was prepared following the procedure used to prepare Example **C**, except that Compound **49** was used instead of Compound **7**. m/z 749.2 ($M+H$)⁺

Example CL

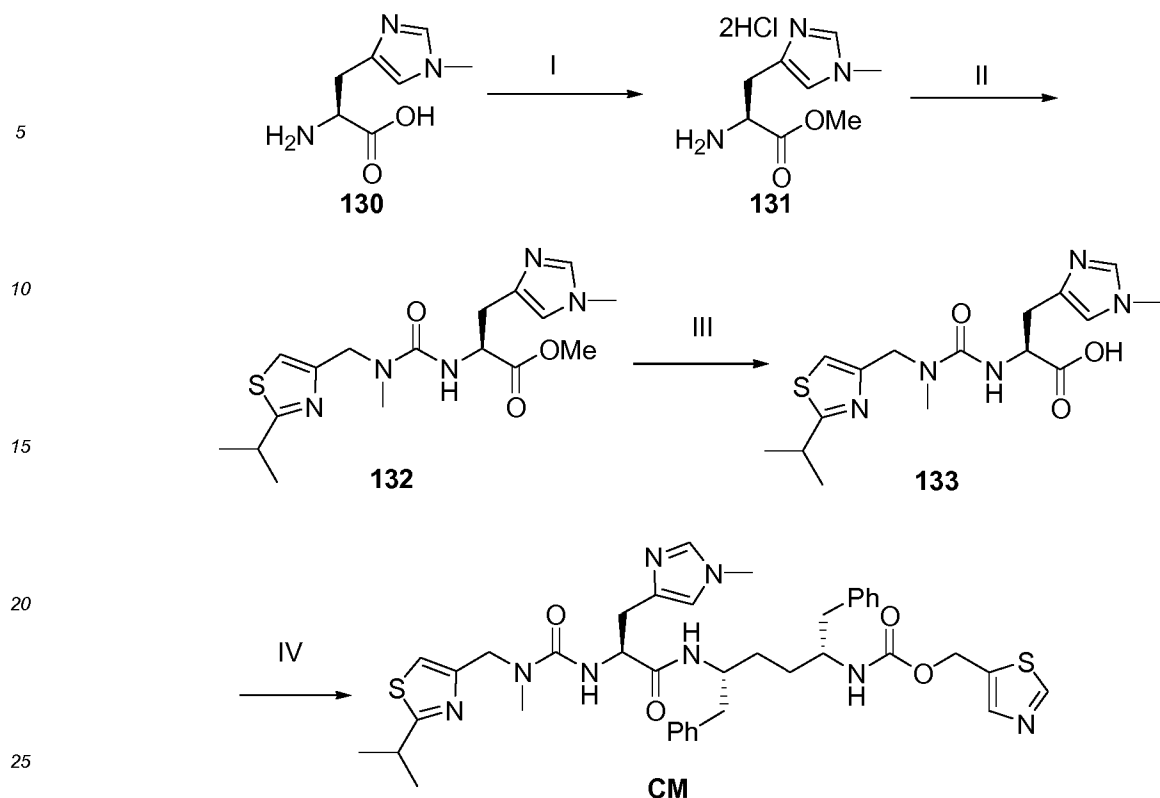
[0464] A mixture of Example **CK** (85 mg) and TFA (5 mL) was stirred for 3 hours. Excess TFA was evaporated and the mixture was dried under high vacuum. The mixture was dissolved in THF (5 mL), and 1.0 N sodium hydroxide solution was added until the pH was 11. The solution was stirred for 10 minutes, and extracted with EtOAc. The organic phase was washed with water, brine, and dried over Na_2SO_4 .

Concentration and purification by flash column chromatography (EtOAc) gave Example **CL** (66 mg). ¹H-NMR (CDCl₃) δ 8.81 (1 H, s), 7.84 (1 H, s), 7.30-6.96 (11 H, m), 5.22 (2 H, s), 4.90 (1 H, m), 4.45 (1 H, m), 4.35-4.0 (4 H, m), 3.8 (1 H, m), 3.6 (1 H, m), 3.21 (1 H, m), 2.95 (3 H, s), 2.8-2.6 (4 H, m), 2.0-1.4 (4 H, m), 1.25 (6H, m). m/z 693.2 ($M+H$)⁺.

Preparation of Example CM

[0465]

Scheme 75



I. $\text{SOCl}_2/\text{MeOH}$; II. a. $\text{CDI}/i\text{Pr}_2\text{NEt}$; b. *Compd. 9*; III. a. $\text{NaOH}/\text{THF}/\text{H}_2\text{O}$; b. HCl ;
IV. *Compd. 8*/EDC/HOBt;

Compound 130

[0466] Compound **130** is commercially available from (TCI), and was used as received.

Compound 131

[0467] To the solution of Compound **130** (510 mg, 3 mmol) in methanol (12 mL) at 0 °C was added thionyl chloride (0.5 mL, 6.6 mmol), dropwise. The mixture was stirred at 0 °C for 30 minutes and brought to reflux for 3 hours. Concentration gave Compound **131** as a white solid.

Compound 132

[0468] To a stirred solution of Compound **131** (3 mmol) and diisopropylethylamine (2 mL, 12 mmol) in dichloromethane (35 mL) was added CDI (486 mg, 3 mmol). The mixture was stirred for 12 hours. Compound **9** was added, and the mixture was stirred for 12 additional hours. Concentration and purification by flash column chromatography ($\text{CH}_2\text{Cl}_2/i\text{PrOH} = 10/1$) gave Compound **132** (414 mg). m/z 380.0 ($\text{M}+\text{H}$)⁺

Compound 133

[0469] Compound **133** was prepared following the procedure for Compound **67**, except that Compound **132** was used instead of Compound **66**. m/z 364.0 ($\text{M}-\text{H}$)⁻

Example CM

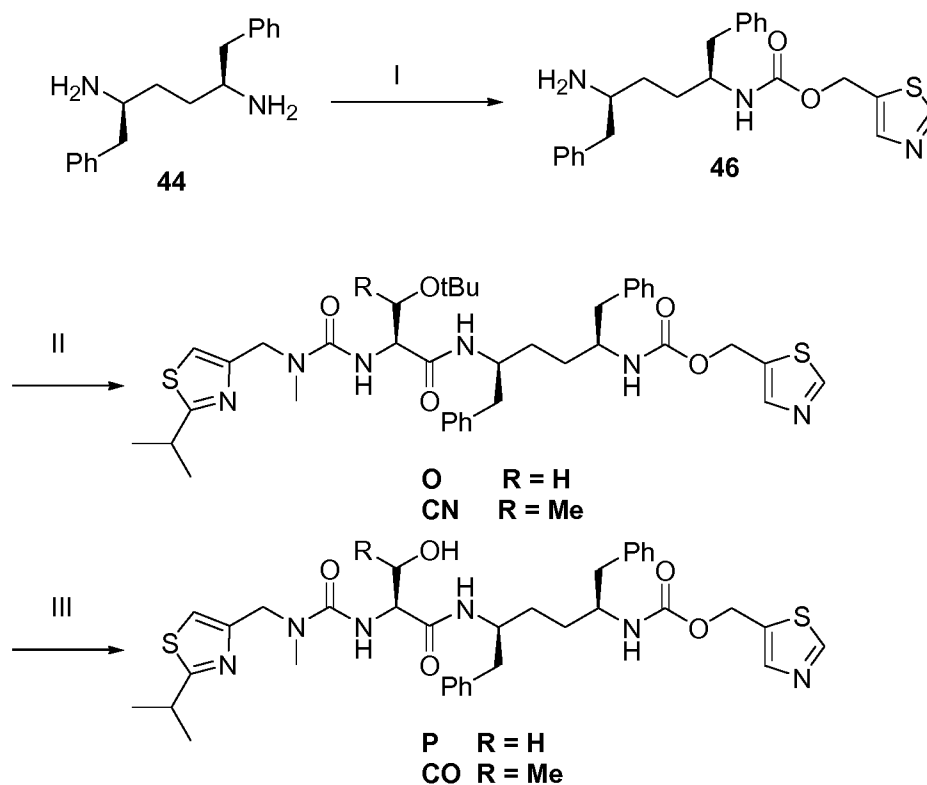
[0470] Example **CM** (600 mg) was prepared following the procedure for Example **C**, except Compound **133** was used instead of Compound **7**. ¹H-NMR (CDCl_3) δ 9.18 (1 H, s), 8.35 (1 H, s), 7.95 (1 H, s), 7.6 (1 H, m), 7.3-7.0 (11 H, m), 5.22 (2 H, m), 4.70 (1 H, m), 4.50 (2 H, m), 4.05 (1 H, m), 3.86 (3 H, s), 3.80 (2 H, m), 3.55 (1 H, m), 3.10 (1 H, m), 2.90

(3 H, s), 2.70 (4 H, m), 1.45 (10 H, m); m/z 757.3 (M+H)⁺

Preparation of Examples O, P, CN, and CO

[0471]

Scheme 76



I. Cmpd. 16/iPr₂NEt; II. Cmpd. 13d or Cmpd. 49/EDC/HOBt; III. a. TFA; b. NaOH/THF

Example O

[0472] Example O (17 mg) was prepared following the procedure for Example C, except Compounds 46 and 49 were used instead of Compounds 8 and 7. m/z 749.3 (M+H)⁺

Example CN

[0473] Example CN (22 mg) was prepared following the procedure used to prepare Example C, except Compounds 46 and 13e were used instead of Compounds 8 and 7. m/z 763.2 (M+H)⁺

Example P

[0474] Example P (12 mg) was prepared following the procedure used to prepare Example CL, except Example O was used instead of Example CK. ¹H-NMR (CDCl₃) δ 8.76 (1 H, s), 7.79 (1 H, s), 7.25-6.9 (11 H, m), 6.51 (1 H, broad), 5.42 (1 H, m), 5.18 (2 H, m), 4.42 (2 H, m), 4.22 (1 H, m), 4.10 (1 H, m), 3.95 (1 H, m), 3.79 (1 H, m), 3.58 (1 H, m), 3.23 (1 H, m), 2.93 (3 H, s), 2.9-2.5 (4 H, m), 1.6-1.2 (10 H, m); m/z: 693.2 (M+H)⁺.

Compound CO

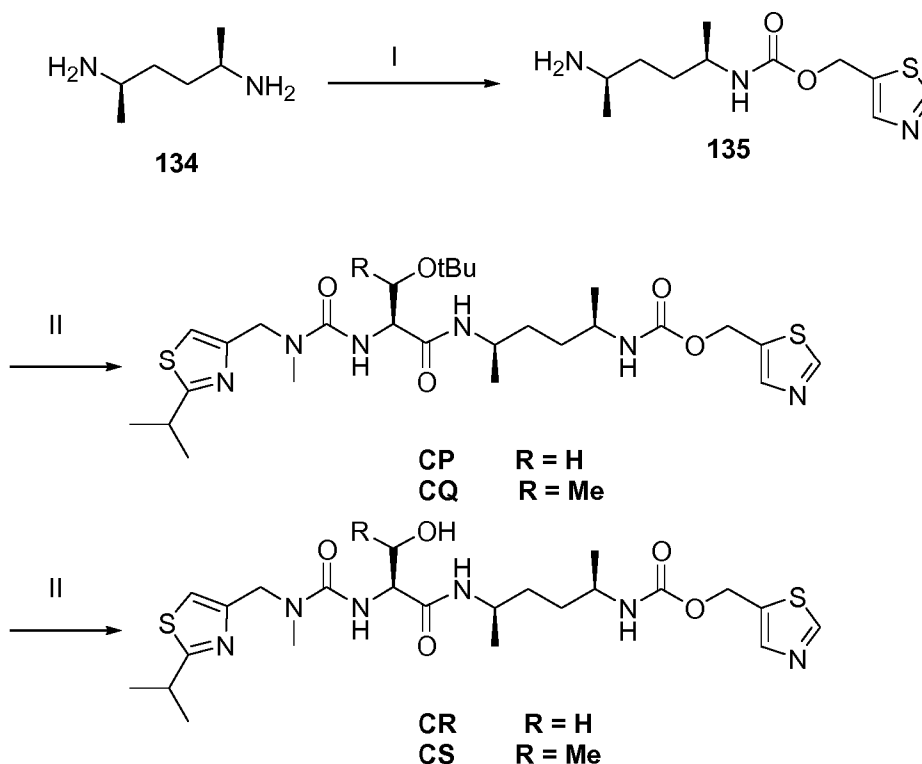
[0475] Example CO (13 mg) was prepared following the procedure used to prepare Example CL, except Example CN was used instead of Compound CK. ¹H-NMR (CDCl₃) δ 8.85 (1H, m), 7.88 (1 H, m), 7.3-7.0 (11 H, m), 6.55 (1 H, m),

6.24 (1 H, m), 5.45 (1 H, m), 5.23 (2 H, m), 4.6 (2 H, m), 4.2 (1 H, m), 4.0 (2 H, m), 3.7 (1 H, m), 3.5 (1 H, m), 3.02 (3 H, s), 2.70 (4 H, m), 1.6-1.0 (13 H, m); m/z: 707.3 (M+H)⁺.

Preparation of Examples CP-CS

[0476]

Scheme 77



I. Compd. 16/*i*Pr₂NEt; II. Compd. 13d or 49/EDC/HOBt; III. a. TFA; b. NaOH/THF

Compound 134

[0477] Compound **134** was prepared using procedure described for Compound **76**, except that CBZ-D-alaninol was used instead of CBZ-L-alaninol.

Compound 135

[0478] Compound **135** was prepared following the procedure used to prepare Compound **8**, except Compound **134** was used instead of Compound **22**.

Example CP

[0479] Example **CP** (12 mg) was prepared following the procedure used to prepare Example **C**, except Compounds **135** and **49** were used instead of Compounds **8** and **7**. m/z 597.2 (M+H)⁺.

Example CO

[0480] Example **CQ** (11 mg) was prepared following the procedure used to prepare Example **C**, except Compounds

135 and **13d** were used instead of Compounds **8** and **7**. m/z 611.2 (M+H)⁺.

Example CR

[0481] Example **CR** (7 mg) was prepared following the procedure used to prepare Example **P**, except that Example **CP** was used instead of Example **O**. ¹H-NMR (CDCl₃) δ 8.82 (1 H, s), 7.88 (1 H, s), 7.02 (1 H, s), 6.92 (1 H, m), 5.28 (2 H, s), 5.10 (1 H, m), 4.5 (2 H, m), 4.15 (2 H, m), 3.88 (1 H, m), 3.8-3.5 (2 H, m), 3.35 (1 H, m), 3.0 (3 H, s), 1.5-1.0 (16 H, m); m/z : 541.1 (M+H)⁺.

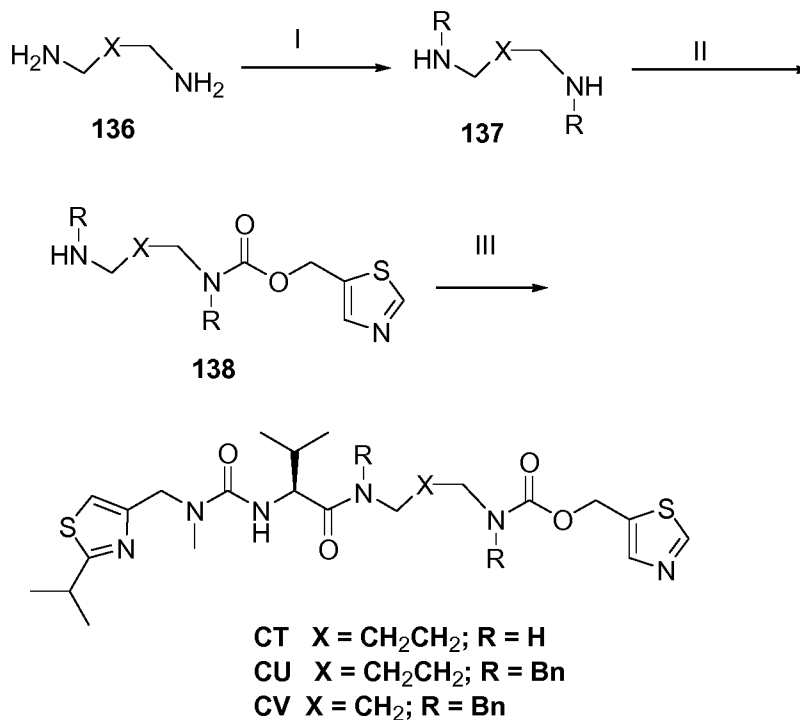
Example CS

[0482] Example **CS** (8 mg) was prepared following the procedure used to prepare Example **CO**, except that Example **CQ** was used instead of Example **CN**. ¹H-NMR (CDCl₃) δ 8.83 (1 H, s), 7.88 (1 H, s), 6.98 (1 H, s), 6.81 (1 H, m), 6.58 (1 H, m), 5.28 (2 H, s), 5.18 (1 H, m), 4.4-4.3 (2 H, m), 4.03 (1 H, m), 3.85 (1 H, m), 3.58 (2 H, m), 3.3 (1 H, m), 2.99 (3 H, s), 1.5-0.98 (19 H, m); m/z : 555.2 (M+H)⁺.

Preparation of Examples CT-CV

[0483]

Scheme 78



I. PhCHO/NaBH₄; II. Cmpd 16/iPr₂NEt; III. Cmpd 13d/EDC/HOBt;

Compound 136

[0484] Compounds 136a-c are commercially available (Sigma-Aldrich).

Compound 137

[0485] To a solution of Compound 136 (20 mmol) in methanol (25 mL) was added benzaldehyde (40 mmol) dropwise. The mixture was stirred for 2 hours and was cooled to 0 °C. Sodium borohydride (44 mmol) was added in portions. The mixture was warmed to 25 °C and stirred for 2 hours. Acetic acid (10 mL) was added and the mixture was stirred for 10 minutes. Methanol was removed and the mixture was partitioned between EtOAc and 3 N NaOH solution. The organic

layer was separated and water phase was extracted with EtOAc (2x). The combined organic layers was washed with water, brine, and dried over Na₂SO₄. Concentration gave Compound **137**.

Compound 138

[0486] Compound **138** was prepared following the procedure used to prepare Compound **8**, except that Compound **137** was used instead of Compound **22**.

Example CT

[0487] Example **CT** (70 mg) was prepared following the procedure used to prepare Example **C**, except that Compounds **29** and **138a** was used instead of Compounds **7** and **8**. ¹H-NMR (CDCl₃) b 8.79 (1 H, s), 7.86 (1 H, s), 6.97 (1 H, s), 6.49 (1 H, m), 6.15 (1 H, m), 5.28 (2 H, s), 5.20 (1 H, m), 4.44 (2 H, m), 4.05 (1 H, m), 3.25 (5 H, m), 3.0 (3 H, s), 2.24 (1 H, m), 1.8-1.45 (4 H, m), 1.38 (6 H, m), 0.97 (6 H, m); m/z: 525.2 (M+H)⁺.

Example CU

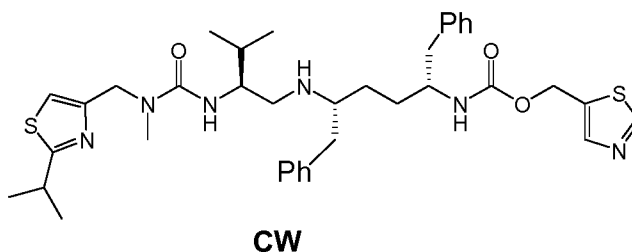
[0488] Example **CU** (140 mg) was prepared following the procedure used to prepare Example **C**, except that Compounds **29** and **138b** was used instead of Compounds **7** and **8**. ¹H-NMR (CDCl₃) b 8.78 (1 H, s), 7.85 (1 H, m), 7.4-7.05 (10 H, m), 6.93 (1 H, s), 5.90 (1 H, m), 5.35 (2 H, s), 4.9-4.6 (2 H, m), 4.6-4.4 (4 H, m), 4.2 (1 H, m), 3.4-3.05 (5 H, m), 3.0 (3 H, s), 2.0 (1 H, m), 1.8-1.3 (10 H, m), 0.90 (6 H, m); m/z: 705.2 (M+H)⁺.

Example CV

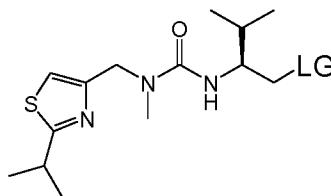
[0489] Example **CV** (145 mg) was prepared following the procedure used to prepare Example **C**, except that Compounds **29** and **138c** was used instead of Compounds **7** and **8**. ¹H-NMR (CDCl₃) b 8.76 (1 H, m), 7.86 (1 H, m), 7.4-7.02 (10 H, m), 6.97 (1 H, m), 5.75 (1 H, m), 5.38 (2 H, m), 4.95-4.3 (6 H, m), 4.15 (1 H, m), 3.4-3.0 (5 H, m), 3.0 (3 H, s), 2.2-1.6 (3 H, m), 1.4 (6 H, m), 0.88 (6 H, m); m/z: 691.2(M+H)⁺.

Preparation of Example CW

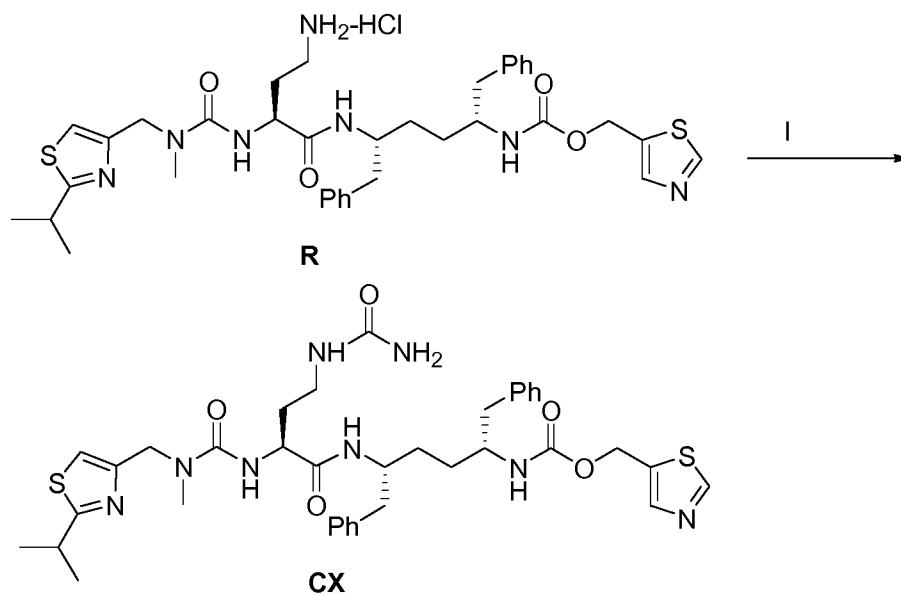
[0490]



Example CW could be prepared, e.g. by reacting Compound **8** with a compound having the following structure:



where "LG" is a leaving group such as a halogen. Such compounds could be prepared by one-carbon degradation of the corresponding carboxylic acid or ester (e.g., Compounds **28** or **29**) by known methods such as the Hunsdieker reaction or the Kochi reaction or similar methods.

Preparation of Example CX**[0491]****Scheme 79**I. a. TMSNCO/*i*Pr₂NEt/THF; b. MeOHExample R

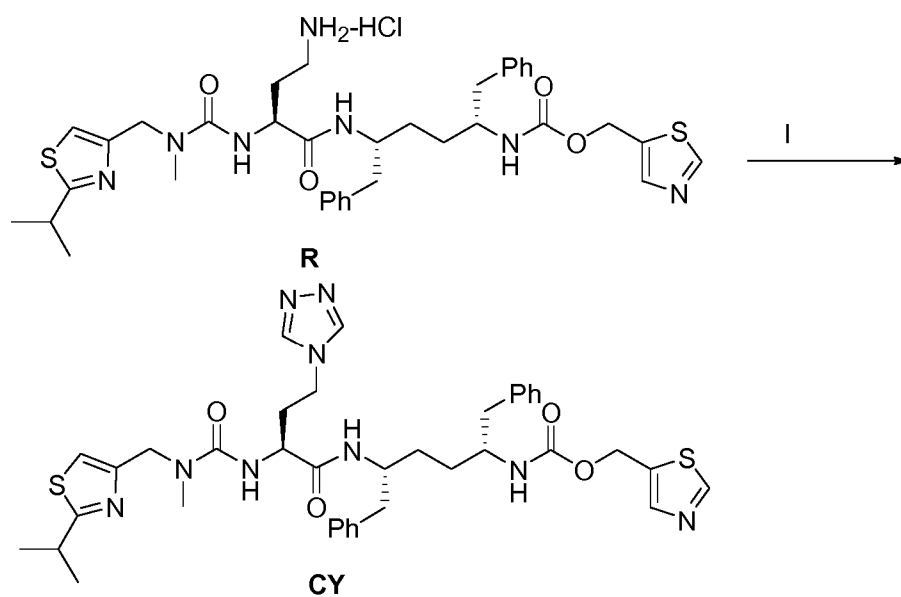
[0492] Example **R** (hydrochloride salt) was synthesized following the procedure described in WO 2008/010921 A2 (herein incorporated by reference in its entirety for all purposes) or as described above.

Example CX

[0493] To a suspension of Example **R** (hydrochloride salt) (150 mg, 0.2 mmol) in THF (2 mL) was added diisopropylethylamine (70 μ l, 0.4 mmol). The mixture was stirred until a clear solution was obtained. To this solution was added trimethylsilyl isocyanate (30 μ l, 0.22 mmol) dropwise, and the mixture was stirred for 12 hours. The solvent was removed and the mixture was coevaporated twice with 5 mL of MeOH. Purification with preparative thin layer chromatography (preparative TLC) gave Example CX (86 mg). *m/z*: 749.2 (M+H)⁺. ¹H NMR (CD₃OD) δ 8.99 (s, 1H); 7.83 (s, 1H); 7.72 (m, 1H); 7.30-7.00 (m, 11H); 5.22 (s, 2H); 4.54 (s, 2H); 4.19 (s, 1H); 4.07 (m, 1H); 3.75 (m, 1H); 3.28 (m, 1H); 3.30-2.90 (m, 2H); 2.97 (s, 3H); 2.71 (m, 4H); 1.79 (m, 2H); 1.50 (m, 4H); 1.38 (d, 6H, J=7 Hz).

Preparation of Example CY**[0494]**

Scheme 80



I. diformylhydrazine/ pyridine/Et₃N/TMSCl/100 °C

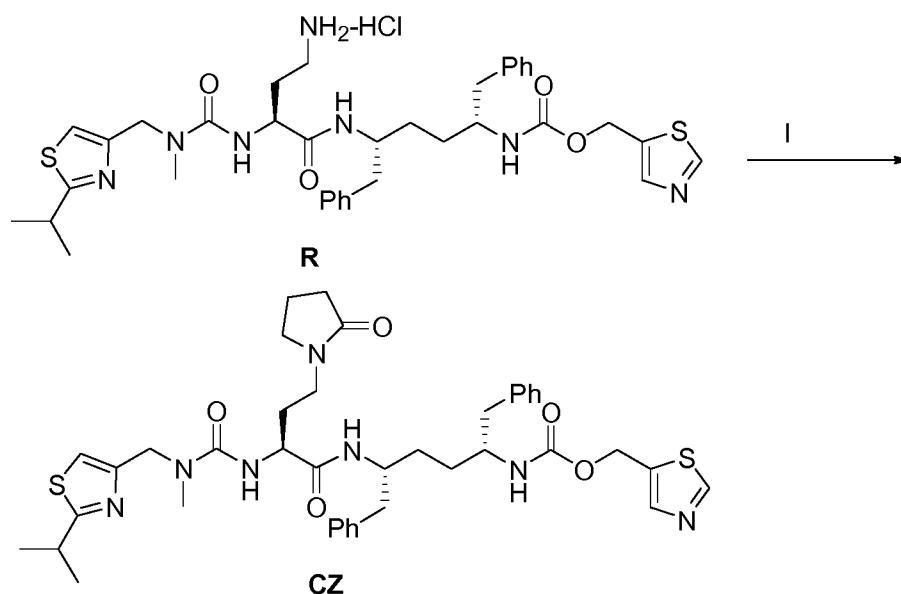
Example CY

[0495] To a solution of Example R (hydrochloride salt) (269 mg, 0.36 mmol) in pyridine (3 mL) was added diformylhydrazine (95 mg, 1.1 mmol), followed by chlorotrimethylsilane (2.7 mL) and triethylamine (0.34 mL). The mixture was heated at 100 °C for 14 hours, and solvents were removed. The mixture was quenched with water, and extracted three times with EtOAc. The organic layer was dried over Na₂SO₄ and concentrated to give a white solid. Purification by HPLC and preparative TLC (5% MeOH in dichloromethane) gave Example CY (5 mg). *m/z*: 758.3 (M+H)⁺. ¹H NMR (CD₃OD) δ 8.98 (s, 1H); 8.50 (s, 2H); 7.83 (s, 1H); 7.30-7.00 (m, 11H); 5.21 (s, 2H); 4.54 (m, 2H); 4.11 (m, 4H); 3.76 (m, 1H); 3.28 (m, 1H); 2.95 (s, 3H); 2.69 (m, 4H); 2.04 (m, 2H); 1.70-1.20 (m, 10H).

Preparation of Example CZ

[0496]

Scheme 81



I. Methyl 4-bromobutyrate/NaHCO₃/DMF/60 °C

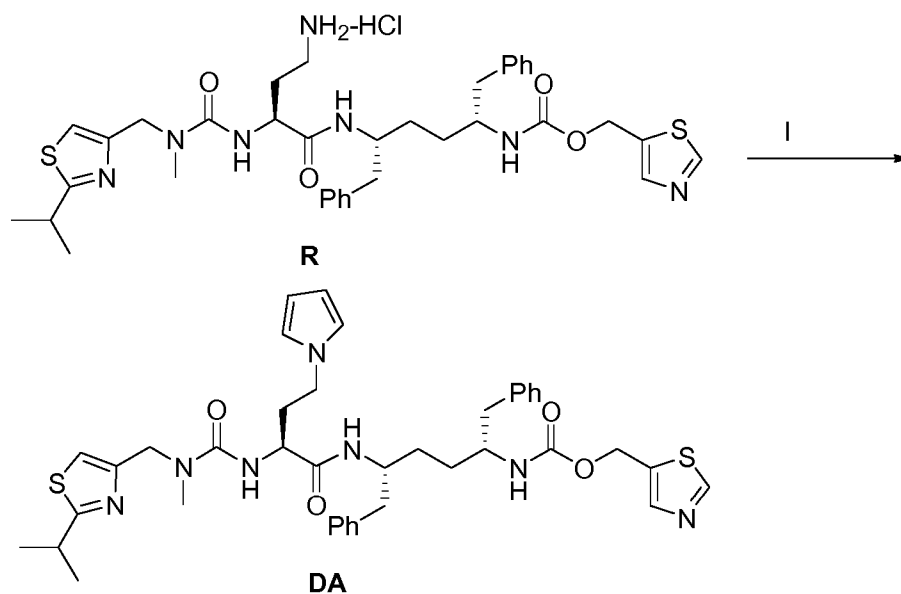
Example CZ

[0497] To a suspension of Example **R** (hydrochloride salt) (200 mg, 0.27 mmol) and sodium bicarbonate (92 mg, 1.1 mmol) in DMF (2 mL) was added a solution of methyl 4-bromobutyrate (74 μ L, 0.54 mmol) in DMF (1 mL). The mixture was heated at 65 °C for 20 hours and the solvent was removed under reduced pressure. The mixture was quenched with water, and extracted with EtOAc. The organic layer was washed three times with water, twice with sodium carbonate solution, and once with brine, and dried over Na₂SO₄. Concentration followed by purification using HPLC gave Example CZ as a white solid (23 mg). m/z: 774.3 (M+H)⁺. ¹H NMR (CD₃OD) δ 8.99 (s, 1H); 7.84 (s, 1H); 7.30-7.00 (m, 11H); 5.22 (s, 2H); 4.55 (m, 2H); 4.09 (m, 2H); 3.90-3.60 (m, 1H); 3.55-3.10 (m, 5H); 2.98 (s, 3H); 2.71 (m, 4H); 2.37 (m, 2H); 2.04 (m, 2H); 1.81 (m, 2H); 1.70-1.20 (m, 10H).

Preparation of Example DA

[0498]

Scheme 82



I. 2,5-dimethoxyTHF/NaOAc/HOAc/125 C

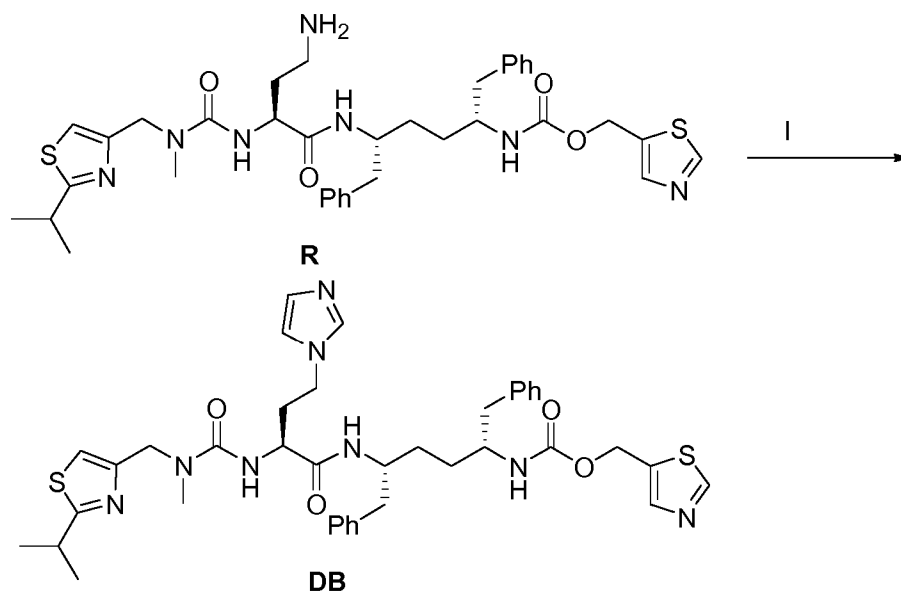
Example DA

[0499] To a suspension of Example **R** (hydrochloride salt) (250 mg, 0.34 mmol) in acetic acid (0.73 mL) was added sodium acetate (153 mg, 1.9 mmol), followed by 2,5-dimethoxyTHF (44 μ l, 0.34 mmol). The mixture was heated at 125 °C for 90 minutes, and the solvent was removed under reduced pressure. The residue was quenched with saturated sodium bicarbonate solution and extracted with EtOAc. The organic layer was washed sequentially with saturated NaHCO₃ solution, water, and brine, and dried over Na₂SO₄. Concentration and purification by HPLC gave a white solid, which was further purified by preparative TLC to give Example **DA** (25 mg). *m/z*: 756.3 (M+H)⁺. ¹H NMR (CD₃OD) δ 8.96 (s, 1H); 7.82 (s, 1H); 7.30-7.00 (m, 11H); 6.62 (s, 2H); 6.02 (s, 2H); 5.20 (s, 2H); 4.51 (s, 2H); 4.20-3.95 (m, 2H); 3.88 (m, 2H); 3.75 (m, 1H); 3.26 (m, 1H); 2.93 (s, 3H); 2.70 (m, 4H); 2.01 (m, 2H); 1.70-1.20 (m, 10H).

Preparation of Example DB

[0500]

Scheme 83



I. $\text{NH}_3\text{-H}_2\text{O}$ /formaldehyde/glyoxal/n-PrOH/80 °C

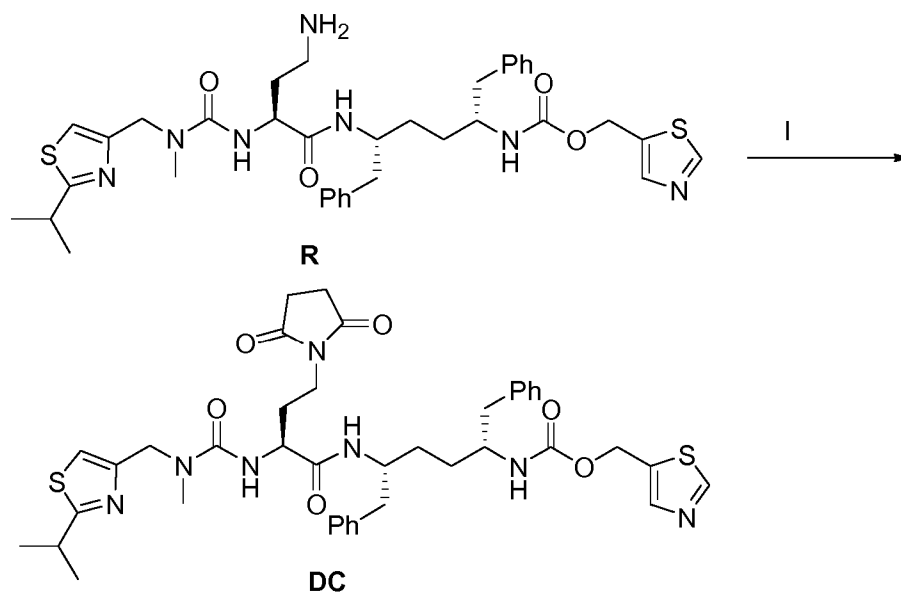
Example DB

[0501] To Example **R** (220 mg, 0.34 mmol) in propanol (1.9 mL) was added aqueous ammonia (39 mg, 0.34 mmol, 28-30%). The mixture was stirred for 5 minutes. To the above mixture was added a solution of glyoxal (53 mg, 0.37 mmol, 40%wt) and formaldehyde (30 mg, 0.37 mmol, 37%wt) in propanol (3.7 mL) dropwise. The mixture was heated at 80 °C for 5 hours. The solvent was removed under reduced pressure, and the residue was diluted with EtOAc. The organic layer was washed with water and brine, and dried over Na_2SO_4 . Concentration of the organic layer and purification by HPLC gave Example **DB** as a white powder (101 mg). m/z : 757.3 ($\text{M}+\text{H}^+$). ^1H NMR (CD_3OD) δ 8.97 (s, 1H); 7.82 (s, 1H); 7.60 (s, 1H); 7.30-7.00 (m, 12H); 6.96 (s, 1H); 5.20 (s, 2H); 4.53 (m, 2H); 4.20-3.90 (m, 4H); 3.76 (m, 1H); 3.28 (m, 1H); 2.95 (s, 3H); 2.70 (m, 4H); 2.02 (m, 2H); 1.70-1.20 (m, 10H).

Preparation of Example DC

[0502]

Scheme 84



I. a. succinic anhydride/ CH_2Cl_2 ; b. $\text{Ac}_2\text{O}/\text{NaOAc}$

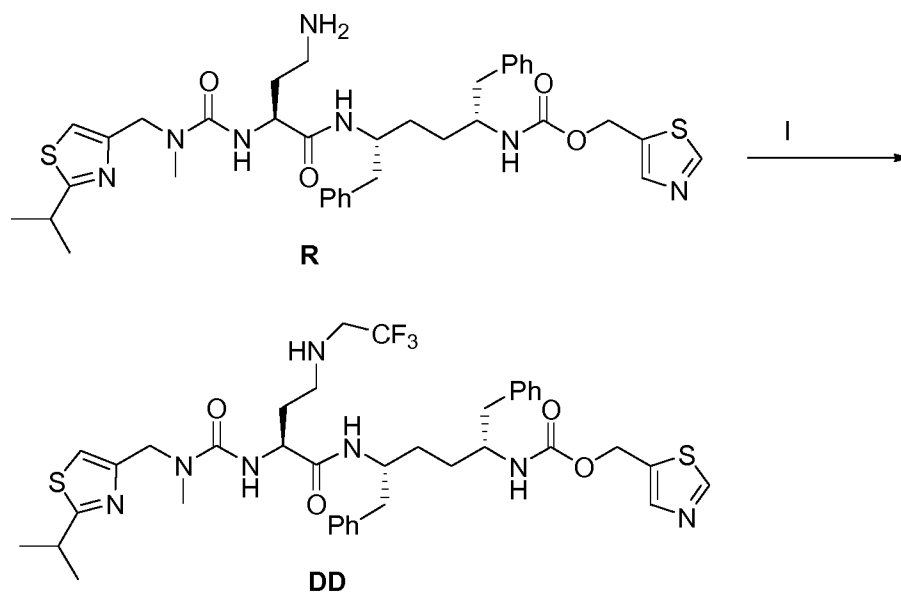
Example DC

[0503] To a solution of Example **R** (220 mg, 0.34 mmol) in dichloromethane (1.5 mL) was added succinic anhydride (41 mg, 0.41 mmol). The mixture was heated at 45 °C for 12 hours. The solvent was removed and a white solid was dried under high vacuum. To this solid was added sodium acetate (10 mg, 0.12 mmol), followed by acetic anhydride (1.5 mL). The mixture was heated at 85 °C for 1 hour, and the solvent was removed under reduced pressure. The residue was diluted with EtOAc, and was washed sequentially with water, saturated NaHCO_3 , water, and brine, and dried over Na_2SO_4 . Concentration gave Example DC (190 mg). m/z : 788.2 ($\text{M}+\text{H}^+$). ^1H NMR (CD_3OD) δ 8.99 (s, 1H); 7.84 (s, 1H); 7.30-7.00 (m, 11H); 5.22 (s, 2H); 4.70-4.40 (m, 2H); 4.20-3.90 (m, 2H); 3.75 (m, 1H); 3.54 (m, 1H); 3.42 (m, 1H); 3.28 (m, 1H); 2.98 (s, 3H); 2.67 (m, 8H); 2.00 (m, 1H); 1.81 (m, 1H); 1.70-1.20 (m, 10H).

Preparation of Example DD

[0504]

Scheme 85



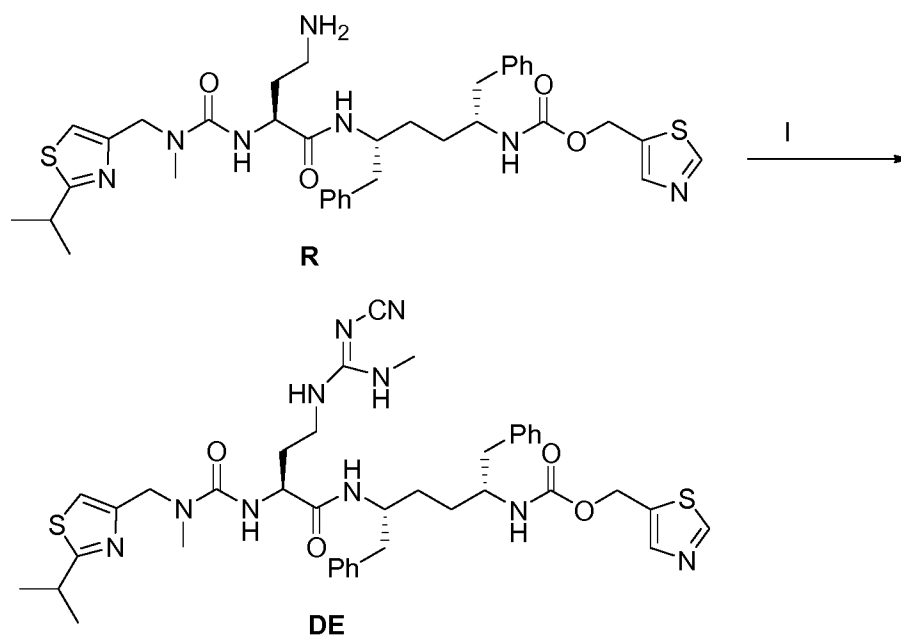
I. $\text{CF}_3\text{CH}_2\text{OSO}_2\text{CCl}_3/\text{NaHCO}_3/\text{DMF}$

Example DD

[0505] To a solution of Example R (220 mg, 0.34 mmol) in DMF (3 mL) was added sodium carbonate (100 mg), followed by 2,2,2-trifluoroethyl trichloromethanesulfonate (112 μl , 0.68 mmol). The mixture was stirred for 3 days and the solvent was removed under reduced pressure. The residue was diluted with EtOAc. The organic layer was sequentially washed twice with saturated sodium carbonate solution, once with water, and once with brine, and dried over Na_2SO_4 . Concentration and purification by flash column chromatography (9% MeOH in dichloromethane) gave Example DD (109 mg). m/z : 788.2 ($\text{M}+\text{H}$)⁺. ^1H NMR (CD_3OD) δ 8.98 (s, 1H); 7.82 (s, 1H); 7.62 (d, 1H, $J=9$ Hz); 7.30-7.00 (m, 11H); 6.85 (d, 1H, $J=9$ Hz); 5.20 (m, 2H); 4.54 (s, 2H); 4.23 (m, 1H); 4.11 (m, 1H); 3.77 (m, 1H); 3.31 (m, 2H); 3.12 (q, 2H, $J=10$ Hz); 2.95 (m, 3H); 3.80-2.50 (m, 6H); 1.77 (m, 2H); 1.70-1.20 (m, 10H). ^{19}F NMR (CD_3OD) δ -73.28 (t, 1H, $J=10$ Hz).

Preparation of Example DE**[0506]**

Scheme 86



I. a. $(\text{MeS})_2\text{C}=\text{NCN}/\text{EtOH}$; b. $\text{MeNH}_2/\text{EtOH}$

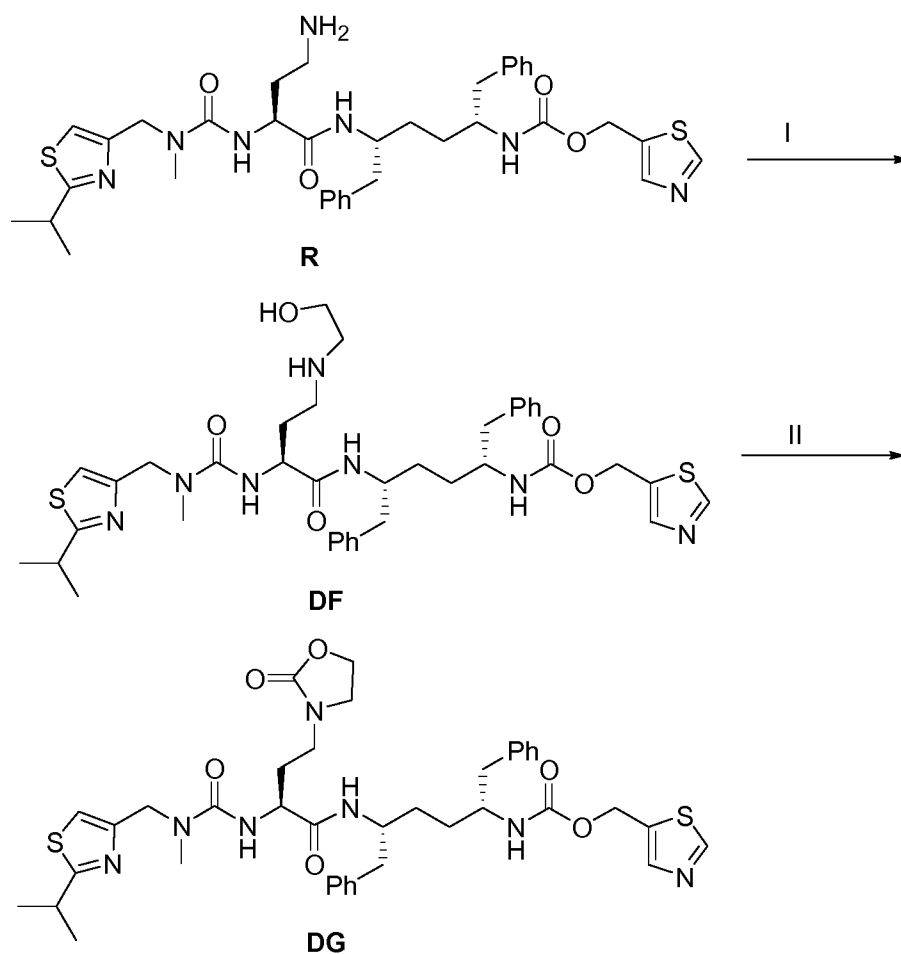
Example DE

[0507] To a clear solution of dimethyl N-cyanodithioiminocarbonate (50 mg, 0.34 mmol) in ethanol (0.5 mL) was added slowly a solution of Example R (220 mg, 0.34 mmol) in ethanol (2.5 mL). The mixture was stirred for 12 hours. To the above mixture was added a solution of methylamine in EtOH (1.6 mL, 33%wt). The mixture was stirred for 6 hours, and solvents were removed under reduced pressure. Purification by HPLC gave Example DE (92 mg). m/z : 787.3 ($\text{M}+\text{H}$)⁺. ¹H NMR (CD_3OD) δ 8.98 (s, 1H); 7.83 (s, 1H); 7.30-7.00 (m, 11H); 5.21 (s, 2H); 4.51 (s, 2H); 4.18 (m, 1H); 4.09 (m, 1H); 3.77 (m, 1H); 3.28 (m, 2H); 3.16 (m, 1H); 2.97 (s, 3H); 2.80 (s, 3H); 2.715 (m, 4H); 1.84 (m, 1H); 1.70 (m, 1H); 1.65-1.20 (m, 10H).

Preparation of Examples DF-DG

[0508]

Scheme 87



I. $\text{BrCH}_2\text{CH}_2\text{OH}/\text{Na}_2\text{CO}_3/\text{DMF}/70^\circ\text{C}$; II. $\text{CDI}/\text{DMAP}/\text{THF}/70^\circ\text{C}$

Example DF

[0509] To a solution of Example **R** (220 mg, 0.34 mmol) in DMF (1 mL) was added sodium carbonate (72 mg, 0.68 mmol), followed by a solution of 2-bromoethanol (24 μl , 0.34 mmol) in DMF (0.4 mL). The mixture was heated at 70°C for 12 hours. Concentration under high vacuum gave Example **DF**. m/z : 750.2

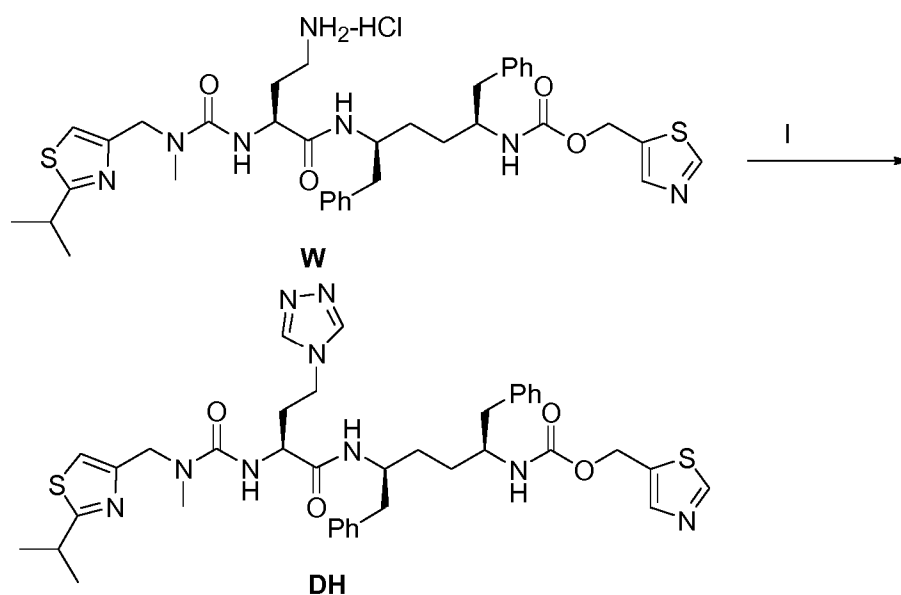
Example DG

[0510] To a suspension of Example **DF** (0.34 mmol) in THF (3.4 mL) was added carbonyldiimidazole (CDI) (83 mg, 0.51 mmol), followed by DMAP (4 mg). The mixture was heated at 70°C for 3 hours, and the solvent was removed. The residue was diluted with EtOAc, and was washed with water and brine, and dried over Na_2SO_4 . Concentration and purification with preparative TLC gave Example **DG** (83 mg). m/z : 776.2 ($\text{M}+\text{H}$)⁺. ^1H NMR (CD_3OD) δ 8.98 (s, 1H); 7.83 (s, 1H); 7.67 (m, 1H); 7.30-7.00 (m, 11H); 6.87 (m, 1H); 6.49 (m, 1H); 5.21 (s, 2H); 4.70-4.40 (m, 2H); 4.34 (t, 2H, $J=8$ Hz); 4.18 (m, 1H); 4.06 (m, 1H); 3.76 (m, 1H); 3.60 (t, 2H, $J=8$ Hz); 3.24 (m, 3H); 2.97 (s, 3H); 2.71 (m, 4H); 1.86 (m, 2H); 1.70-1.20 (m, 10H).

Preparation of Example DH

[0511]

Scheme 88



I. diformylhydrazine/ pyridine/ Et_3N /TMSCl/100 C

Example W

[0512] Example **W** was synthesized following the procedure described in WO2008/010921 A2, and as described above in Scheme 25.

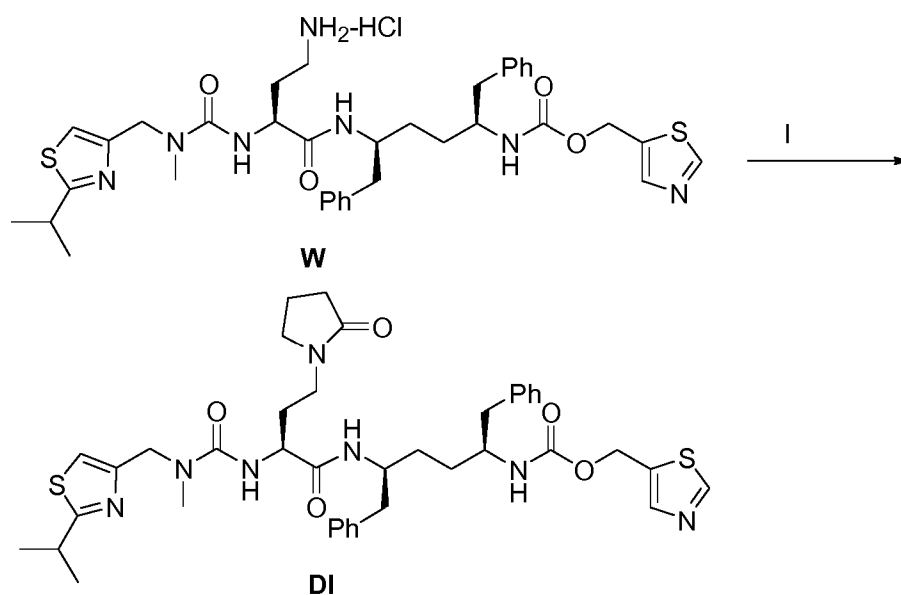
Example DH

[0513] Example **DH** (100 mg) was prepared following the procedure used to prepare example **CY**, except that Example **W** was used instead of Example **R**. ^1H NMR (CD_3OD): δ 8.97 (s, 1H), 8.40 (s, 2H), 7.81 (s, 1H), 7.15 (m, 10H), 5.20 (s, 2H), 4.54 (m, 2H), 4.20 (m, 1H), 4.07 (m, 1H), 3.87 (m, 3H), 3.24 (m, 1H), 2.95 (s, 3H), 2.85 (m, 1H), 2.60 (m, 3H), 1.81 (m, 2H), 1.60-1.43 (m, 4H), 1.33 (d, $J=7.2$ Hz, 6H). Mass Spectrum (m/e): ($\text{M}+\text{H}$) $^+$ 758.2, ($\text{M}-\text{H}$) $^-$ 755.9.

Preparation of Example DI

[0514]

Scheme 89

I. Methyl 4-bromobutyrate/NaHCO₃/DMF/60 C

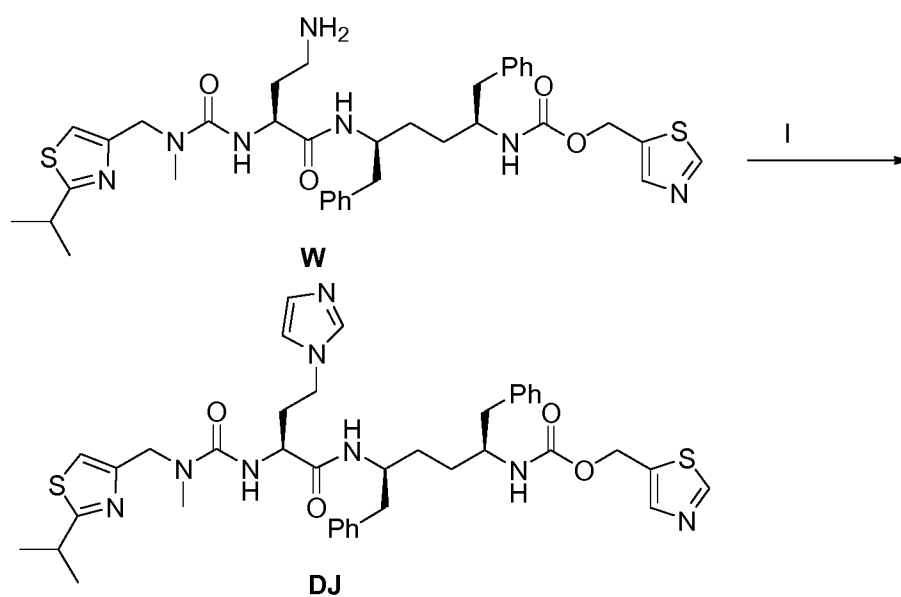
Example DI

[0515] Example DI (28 mg) was prepared following the procedure used to prepare Example CZ, except that compound W (160 mg) was used instead of Example R. m/z: 774.2 (M+H)⁺. ¹H NMR (CD₃OD) δ 8.97 (1 H, s), 7.81 (1 H, s), 7.24-7.02 (11 H, m), 5.20 (2 H, s), 4.54 (2 H, m), 4.18 (1 H, m), 4.0 (1 H, m), 3.75 (1 H, m), 3.20 (4 H, m), 3.01 (1 H, m), 2.99 (3 H, s), 2.8-2.5 (4 H, m), 2.38 (2 H, m), 2.04 (2 H, m), 1.62-1.40 (6 H, m), 1.31 (6 H, m).

Preparation of Example DJ

[0516]

Scheme 90

I. NH₃-H₂O/formaldehyde/glyoxal/n-PrOH/80 C

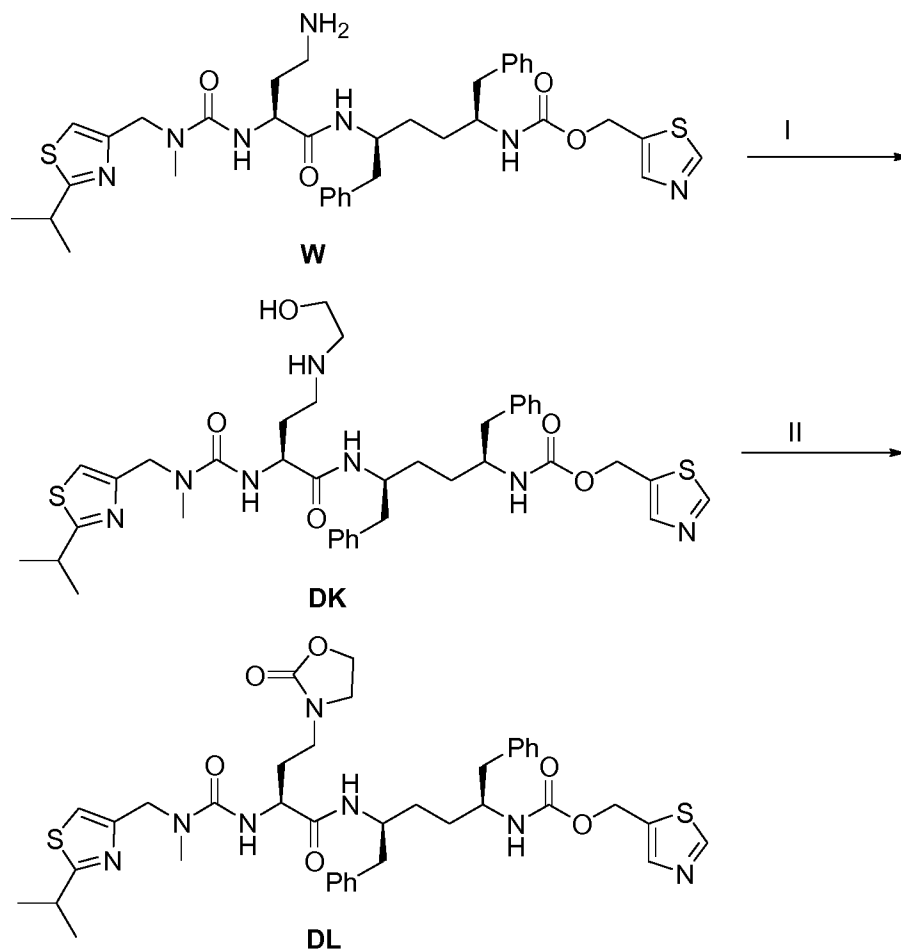
Example DJ

[0517] Example **DJ** (44 mg) was prepared following the procedure used to prepare Example **DB**, except that Example **W** (160 mg) was used instead of Example **R**. m/z : 757.3 (M+H)⁺. ¹H NMR (CD₃OD) δ 8.97 (1 H, s), 7.83 (1 H, s), 7.50 (1 H, s), 7.25-7.04 (11 H, m), 6.99-6.96 (2 H, m), 5.20 (2 H, s), 4.52 (2 H, m), 4.20 (1 H, m), 4.03 (1 H, m), 3.78 (3 H, m), 3.22 (1 H, m), 2.95 (3 H, s), 2.9-2.4 (4 H, m), 1.8 (2 H, m), 1.7-1.4 (4 H, m), 1.31 (6 H, m).

Preparation of Examples DK-DL

[0518]

Scheme 91



I. BrCH₂CH₂OH/Na₂CO₃/DMF/70 °C; II. CDI/DMAP/THF/70 °C

Example DK

[0519] Example **DK** was prepared following the procedure used to prepare Example **DF**, except that Example **W** (160 mg) was used instead of Example **R**.

Example DL

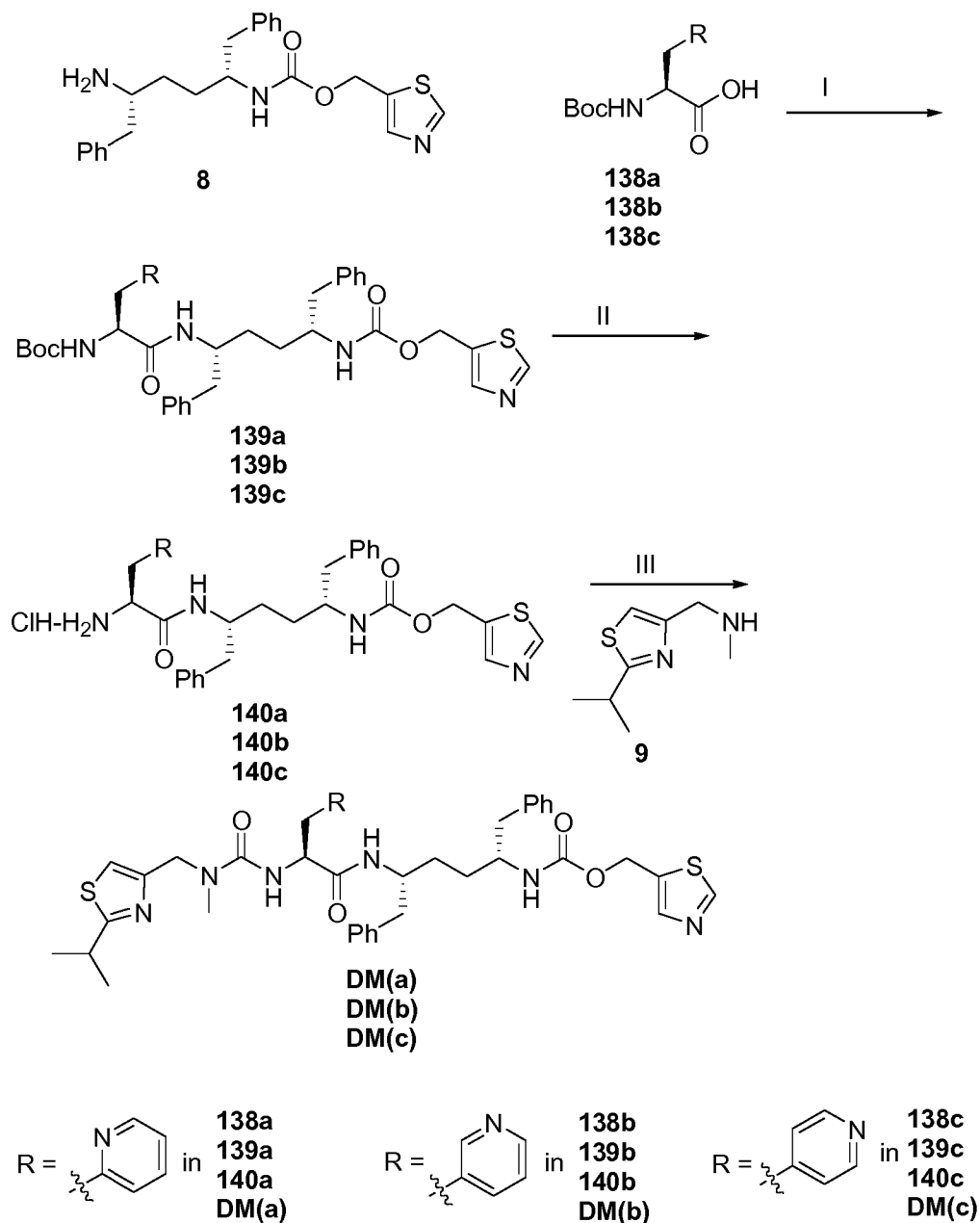
[0520] Example **DL** (28 mg) was prepared following the procedure used to prepare Example **DG**, except that Example **DK** was used instead of Example **DF**. m/z : 776.2 (M+H)⁺. ¹H NMR (CD₃OD) δ 8.97 (1 H, s), 7.81 (1 H, s), 7.25-7.05 (11 H, m), 5.20 (2 H, s), 4.55 (2 H, m), 4.31 (2 H, m), 4.2-4.0 (2 H, m), 3.75 (1 H, m), 3.44 (2 H, m), 3.3-3.0 (3 H, m), 2.98

(3 H, s), 2.8-2.4 (4 H, m), 1.7-1.4 (6 H, m), 1.32 (6 H, m).

Preparation of Examples DM(a-c)

[0521]

Scheme 92



I. EDC/HOBt/DIPEA/THF; II. HCl/dioxane; III. a. CDI/DIPEA; b. compd **9**/DIPEA

Compound 8

[0522] Compound **8** was synthesized following the procedure described in WO2008/010921 A2, and as described above.

Compounds 138a/138b/138c

[0523] Compounds **138a**, **138b**, and **138c** were obtained from Aldrich.

Compound 139a

[0524] To a solution of acid **138a** (266 mg, 1.0 mmol) and amine **8** (409 mg, 1.0 mmol) in THF (10 mL) were added HOBt (203 mg, 1.5 mmol), EDC (294 μ l, 2.0 mmol), and diisopropylethylamine (0.835 mL, 4.0 mmol). The mixture was stirred for 12 hours and the solvents were removed. The residue was diluted with EtOAc. The organic phase was washed three times with saturated Na₂CO₃ solution, twice with water, and once with brine, and dried over Na₂SO₄. Concentration and purification by flash column chromatography (0%-10% MeOH in dichloromethane) gave Compound **139a** (509 mg). m/z: 658.1 (M+H)⁺.

Compound 139b

[0525] Compound 139b (543 mg) was prepared following the procedure used to prepare Compound **139a**, except that Compound **138b** was used instead of Compound **138a**. m/z: 658.1 (M+H)⁺.

Compound 139c

[0526] Compound **139c** (587 mg) was prepared following the procedure used to prepare Compound **139a**, except that Compound **138c** was used instead of Compound **138a**. m/z: 658.2 (M+H)⁺.

Compound 140a

[0527] To Compound **139a** (500 mg) was added 10 mL of HCl/dioxane solution (4N, 40 mmol). The mixture was stirred for 1 hour, and the solvents were removed. The residue was diluted with diethyl ether, and stirred for 1 hour. The diethyl ether layer was decanted. The solid was washed with diethyl ether (2x) and dried under vacuum. The resulting Compound **140a** was a brown powder (520 mg). m/z: 558.3 (M+H)⁺.

Compound 140b

[0528] Compound **140b** (476 mg) was prepared following the procedure used to prepare Compound **140a**, except that Compound **139b** was used instead of Compound **139a**. m/z: 558.2 (M+H)⁺.

Compound 140c

[0529] Compound **140c** (536 mg) was prepared following the procedure used to prepare Compound **140a**, except that Compound **139c** was used instead of Compound **139a**. m/z: 558.3 (M+H)⁺.

Compound 9

[0530] Compound **9** was synthesized following the procedure described in WO2008/010921 A2.

Example DM(a)

[0531] To the stirred solution of Compound **140a** (520 mg, 0.75 mmol) and diisopropylethylamine (0.52 mL, 3.0 mmol) in dichloromethane (6 mL) was added CDI (122 mg, 0.75 mmol). The mixture was stirred for 12 hours. To this mixture was added a solution of Compound **9** (128 mg, 0.75 mmol) in dichloromethane (2 mL), and the mixture was stirred for 5 additional hours. The solvents were removed, and the residue was diluted with EtOAc. The organic layer was washed twice with water and once with brine, and dried over Na₂SO₄. Concentration and purification by HPLC gave Example **DM(a)** (270 mg). m/z: 754.3 (M+H)⁺. ¹H NMR (CD₃OD) δ 8.97 (s, 1H); 8.41 (m, 1H); 7.82 (s, 1H); 7.70 (m, 2H); 7.30-7.00 (m, 11H); 6.99 (s, 1H); 5.21 (s, 2H); 4.56 (m, 1H); 4.48 (s, 2H); 4.02 (m, 1H); 3.72 (m, 1H); 3.28 (m, 1H); 3.15-2.90 (m, 2H); 2.93 (s, 3H); 2.68 (m, 4H); 1.60-1.30 (m, 10H).

Example DM(b)

[0532] Example **DM(b)** (36 mg) was prepared following the procedure used to prepare Example **DM(a)**, except that

Compound **140b** was used instead of Compound **140a**. m/z : 754.3 ($M+H$)⁺. ¹H NMR (CD₃OD) δ 8.97 (s, 1H); 8.38 (m, 2H); 7.83 (s, 1H); 7.68 (m, 1H); 7.33 (m, 1H); 7.30-7.00 (m, 10H); 6.96 (s, 1H); 5.21 (s, 2H); 4.45 (m, 3H); 4.01 (m, 1H); 3.72 (m, 1H); 3.28 (m, 1H); 3.15-2.90 (m, 2H); 2.90 (s, 3H); 2.68 (m, 4H); 1.60-1.30 (m, 10H).

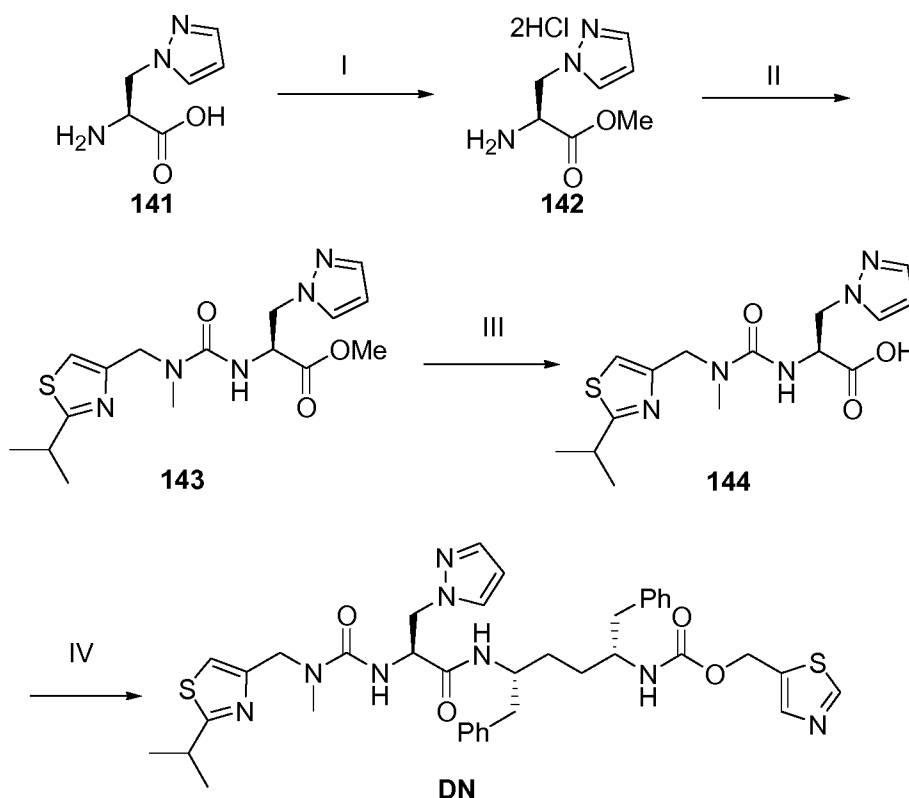
Example DM(c)

[0533] Example **DM(c)** (283 mg) was prepared following the procedure used to prepare Example **DM(a)**, except that Compound **140c** was used instead of Compound **140a**. m/z : 754.3 ($M+H$)⁺. ¹H NMR (CD₃OD) δ 8.97 (s, 1H); 8.39 (d, 2H, $J=6$ Hz); 7.82 (s, 1H); 7.27 (d, 2H, $J=6$ Hz); 7.30-7.00 (m, 10H); 6.94 (s, 1H); 5.21 (s, 2H); 4.53 (m, 1H); 4.45 (s, 2H); 4.03 (m, 1H); 3.74 (m, 1H); 3.32 (m, 1H); 3.10-2.90 (m, 2H); 2.90 (s, 3H); 2.72 (m, 4H); 1.60-1.30 (m, 10H).

Preparation of Example DN

[0534]

Scheme 93



I. SOCl₂/MeOH; II. a. CDI/iPr₂NEt; b. compd **9**; III.a. NaOH/THF/H₂O; b. HCl; IV. compd **8**/EDC/HOBt;

Compound 141

[0535] Compound **141** was obtained from TCI.

Compound 142

[0536] To a solution of Compound **141** (1.0 g, 6.4 mmol) in methanol (20 mL) at 0 °C was added thionyl chloride (1.0 mL, 14.2 mmol) dropwise. The mixture was stirred at 0 °C for 30 minutes and brought to reflux for 3 hours. Concentration gave Compound **142** as a white solid.

Compound 143

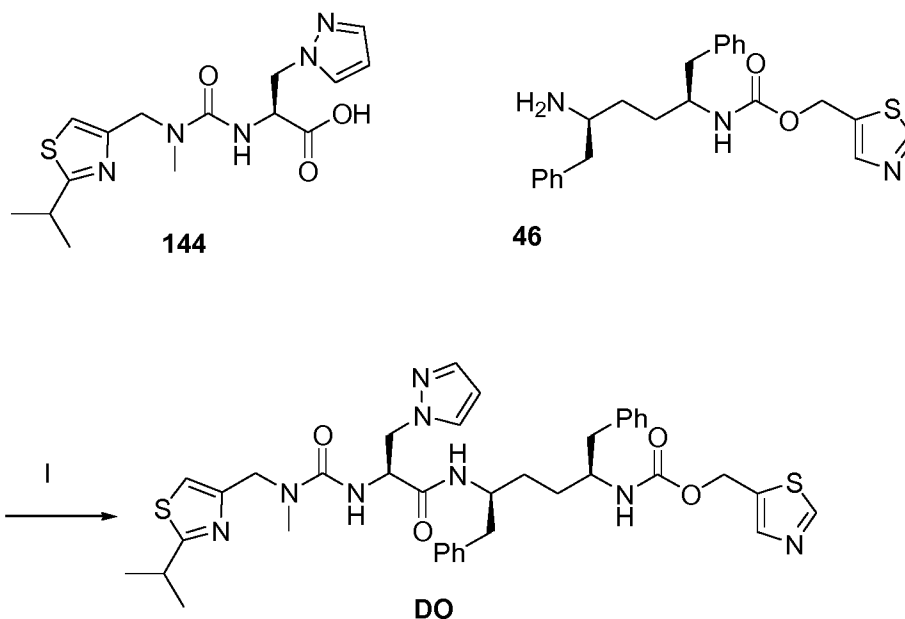
[0537] Compound **143** (1.68 g) was prepared following the procedure used to prepare Example **DM(a)**, except that Compound **142** was used instead of Compound **140a**. m/z : 366.0 (M+H)⁺.

Compound 144

[0538] To a solution of Compound **143** (1.68 g, 4.8 mmol) in MeOH/H₂O (20 mL/20 mL) at 0 °C was added sodium hydroxide (229 mg, 5.74 mmol). The mixture was stirred for 1 hour and the solvents were removed under reduced pressure. Hydrochloric acid in dioxane (1.5 mL, 4 N, 6 mmol) was added, and the mixture was evaporated and dried under high vacuum. Compound **144** was obtained as a white solid (1.8 g).

Example DN

[0539] Example **DN** (260 mg) was prepared following the procedure used to prepare Compound **139a**, except that Compound **144** was used instead of Compound **138a**. m/z : 743.2 (M+H)⁺. ¹H NMR (CDCl₃) δ 8.78 (1 H, s), 7.81 (1 H, s), 7.44 (1 H, s), 7.39 (1 H, s), 7.3-7.0 (10 H, m), 6.95 (2 H, m), 6.7 (1 H, br), 6.2 (1 H, m), 5.3 (1 H, m), 5.2 (2 H, m), 4.5-4.2 (5 H, m), 4.1 (1 H, m), 3.70 (1 H, m), 3.22 (1 H, m), 2.96 (3 H, s), 2.8-2.5 (4 H, m), 1.5-1.2 (10 H, m).

Preparation of Example DO**[0540]****Scheme 94**

I. EDC/HOBt;

Compound 46

[0541] Compound **46** was synthesized following the procedure described in WO2008/010921 A2.

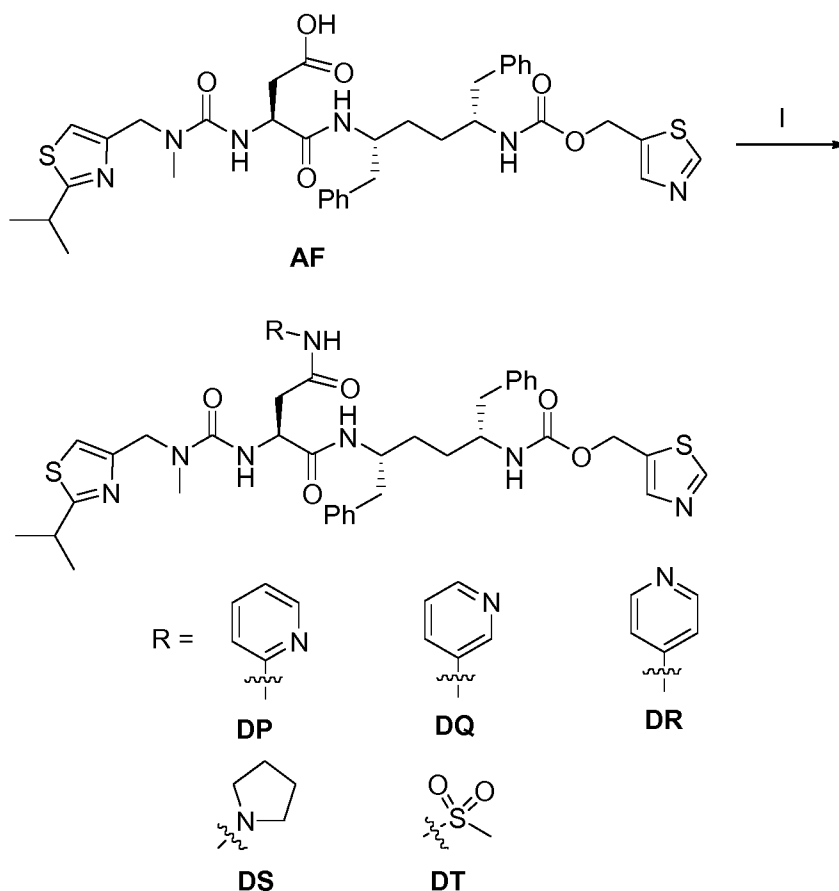
Example DO

[0542] Example **DO** (215 mg) was prepared following the procedure used to prepare Compound **139a**, except that Compounds **144** and **46** were used instead of Compounds **8** and **138a**. m/z : 743.2 (M+H)⁺. ¹H NMR (CD₃OD) δ 8.97 (s, 1H); 7.82 (s, 1H); 7.45 (s, 1H); 7.30-7.00 (m, 13H); 6.19 (s, 1H); 5.20 (s, 2H); 4.60-4.40 (m, 2H); 4.21 (m, 2H); 4.09 (m, 1H); 3.25 (m, 1H); 2.93 (s, 3H); 2.90-2.50 (m, 5H); 1.70-1.20 (m, 10H).

Preparation of Examples DP-DT

[0543]

Scheme 95

I. RNH₂/EDC/HOBt;Example AF

[0544] Example **AF** was synthesized following the procedure described in WO2008/010921 A2, and as described above in **Scheme 27**.

Example DP

[0545] Example **DP** (23 mg) was prepared following the procedure used to prepare Compound **139a**, except that Example **AF** and 2-aminopyridine were used instead of Compounds **8** and **138a**. *m/z*: 797.2 (M+H)⁺. ¹H NMR (DMSO-d₆) δ 10.45 (1H, s), 9.06 (1H, s), 8.31 (1H, m), 8.04 (1H, m), 7.85 (1H, m), 7.75 (1H, m), 7.55 (1H, m); 7.2-7.0 (13 H, m), 6.54 (1H, m), 5.12 (2H, s), 4.52 (1H, m), 4.43 (2H, s), 3.93 (1H, m), 3.58 (1H, m), 3.17 (1H, m), 2.85 (3H, s), 2.8-2.4 (6H, m), 1.36 (4H, m), 1.25 (6H, m).

Example DQ

[0546] Example **DQ** (32 mg) was prepared following the procedure used to prepare Compound **139a**, except that Example **AF** and 3-aminopyridine were used instead of Compounds **8** and **138a**. *m/z*: 797.2 (M+H)⁺. ¹H NMR (DMSO-d₆) δ 10.39 (1H, s), 9.06 (1H, s), 8.88 (1H, s), 8.36 (1H, m), 8.18 (1H, m), 7.85 (1H, s), 7.54 (2H, m), 7.2-7.0 (12 H, m), 6.60 (1H, m), 5.14 (2H, s), 4.55 (1H, m), 4.45 (2H, s), 4.0-3.5 (2H, m), 3.19 (1H, m), 2.86 (3H, s), 2.8-2.4 (6H, m), 1.37 (4H, m), 1.26 (6H, m).

Example DR

[0547] Example DR (30 mg) was prepared following the procedure used to prepare Compound **139a**, except that Example **AF** and 4-aminopyridine were used instead of Compounds **8** and **138a**. m/z: 797.3 (M+H)⁺. ¹H NMR (DMSO-d₆) δ 11.24 (1 H, s), 9.05 (1 H, s), 8.61 (2 H, d, J = 6.3 Hz), 7.96 (2 H, d, J = 6.3 Hz), 7.84 (1 H, s), 7.58 (1 H, m), 7.2-7.0 (12 H, m), 6.65 (1 H, m), 5.14 (2 H, s), 4.6 (1 H, m), 4.46 (2 H, s), 3.9 (1 H, m), 3.4 (1 H, m), 3.20 (1 H, m), 2.87 (3 H, s), 2.7-2.4 (6 H, m), 1.37 (4 H, m), 1.25 (6 H, m).

Example DS

[0548] Example DS (50 mg) was prepared following the procedure used to prepare Compound **139a**, except that Example **AF** and 1-aminopyrrolidine were used instead of Compounds **8** and **138a**. m/z: 789.2 (M+H)⁺. ¹H NMR (DMSO-d₆) δ 9.06 (1 H, s), 8.63 (1 H, s), 8.26 (1 H, s), 7.85 (1 H, s), 7.55 (1 H, m), 7.35 (1 H, m), 7.2-7.0 (10 H, m); 6.40 (1 H, m), 5.15 (2 H, s), 4.55-4.30 (3 H, m), 3.85 (1 H, m), 3.63 (1 H, m), 3.4-3.1 (5 H, m), 2.86 (3 H, s), 2.8-2.4 (6 H, m), 1.66 (4 H, m), 1.4-1.2 (10 H, m).

Example DT

[0549] Example DT (50 mg) was prepared following the procedure used to prepare Compound **139a**, except that Example **AF** and methanesulfonamide were used instead of Compounds **8** and **138a**. m/z: 798.2 (M+H)⁺. ¹H NMR (DMSO-d₆) δ 11.65 (1 H, s), 9.10 (1 H, s), 7.88 (1 H, s), 7.50 (1 H, m), 7.2-7.0 (12 H, m), 6.6 (1 H, m), 5.15 (2 H, s), 4.5-4.4 (3 H, m), 4.0-3.4 (2 H, m), 3.20 (1 H, m), 3.15 (3 H, s), 2.85 (3 H, s), 2.7-2.4 (6 H, m), 1.4-1.2 (10 H, m).

Preparation of Examples DU(a-c)[0550]

10



40

45

55

55

152

Compound 146b

[0554] Compound **146b** (200 mg) was prepared following the procedure used to prepare Compound **146a**, except that compound (S)-3-hydroxypyrrolidine was used instead of compound (R)-3-hydroxypyrrolidine. m/z: 413.1 (M+H)⁺.

Compound 146c

[0555] Compound **146c** (380 mg) was prepared following the procedure used to prepare Compound **146a**, except that compound 4-hydroxypiperidine was used instead of compound (R)-3-hydroxypyrrolidine. m/z: 427.1 (M+H)⁺.

Compound 147a

[0556] Compound **147a** (250 mg) was prepared following the procedure used to prepare Compound **144**, except that Compound **146a** was used instead of Compound **143**.

Compound 147b

[0557] Compound **147b** (210 mg) was prepared following the procedure used to prepare Compound **144**, except that Compound **146b** was used instead of Compound **143**.

Compound 147c

[0558] Compound **147c** (400 mg) was prepared following the procedure used to prepare Compound **144**, except that Compound **146c** was used instead of Compound **143**.

Example DU(a)

[0559] Example **DU(a)** (250 mg) was prepared following the procedure used to prepare Compound **139a**, except that Compound **147a** was used instead of Compound **138a**. m/z: 776.3 (M+H)⁺. ¹H NMR (CD₃OD) δ 8.97 (1 H, s), 7.81 (1 H, s), 7.25-7.05 (11 H, m), 5.19 (2 H, m), 4.54 (2 H, m), 4.25 (1 H, m), 4.2-4.1 (2 H, m), 3.75 (1 H, m), 3.22 (1 H, m), 2.94 (3 H, s), 2.8-2.7 (6 H, m), 2.5-2.3 (4 H, m), 2.1-1.8 (2 H, m), 1.7-1.4 (6 H, m), 1.37 (6 H, m).

Example DU(b)

[0560] Example **DU(b)** (253 mg) was prepared following the procedure used to prepare Compound **139a**, except that compound **147b** was used instead of Compound **138a**. m/z: 776.3 (M+H)⁺. ¹H NMR (CD₃OD) δ 8.97 (1 H, s), 7.81 (1 H, s), 7.22-7.05 (11 H, m), 5.18 (2 H, m), 4.5 (2 H, m), 4.25 (1 H, m), 4.2-4.1 (2 H, m), 3.78 (1 H, m), 3.25 (1 H, m), 2.95 (3 H, s), 2.8-2.6 (6 H, m), 2.6-2.3 (4 H, m), 2.1-1.8 (2 H, m), 1.8-1.4 (6 H, m), 1.37 (6 H, m).

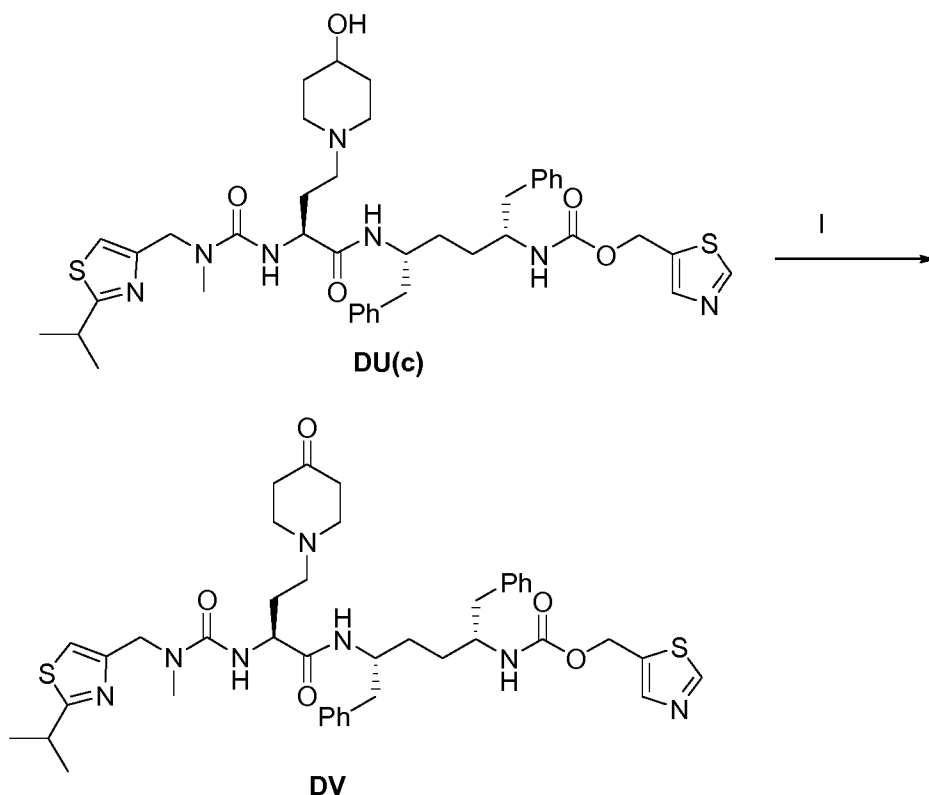
Example DU(c)

[0561] Example **DU(c)** (450 mg) was prepared following the procedure used to prepare Compound **139a**, except that Compound **147c** was used instead of Compound **138a**. m/z: 790.3 (M+H)⁺. ¹H NMR (CD₃OD) δ 8.97 (1 H, s), 7.81 (1 H, s), 7.25-7.05 (11 H, m), 5.20 (2 H, m), 4.54 (2 H, m), 4.2-4.0 (2 H, m), 3.75 (1 H, m), 3.58 (1 H, m), 3.25 (1 H, m), 2.97 (3 H, s), 2.8-2.6 (6 H, m), 2.25 (2 H, m), 2.08 (2 H, m), 1.9-1.6 (4 H, m), 1.6-1.4 (6 H, m), 1.38 (6 H, m).

Preparation of Example DV

[0562]

Scheme 97



I. SO₃-pyridine/Et₃N/DMSO

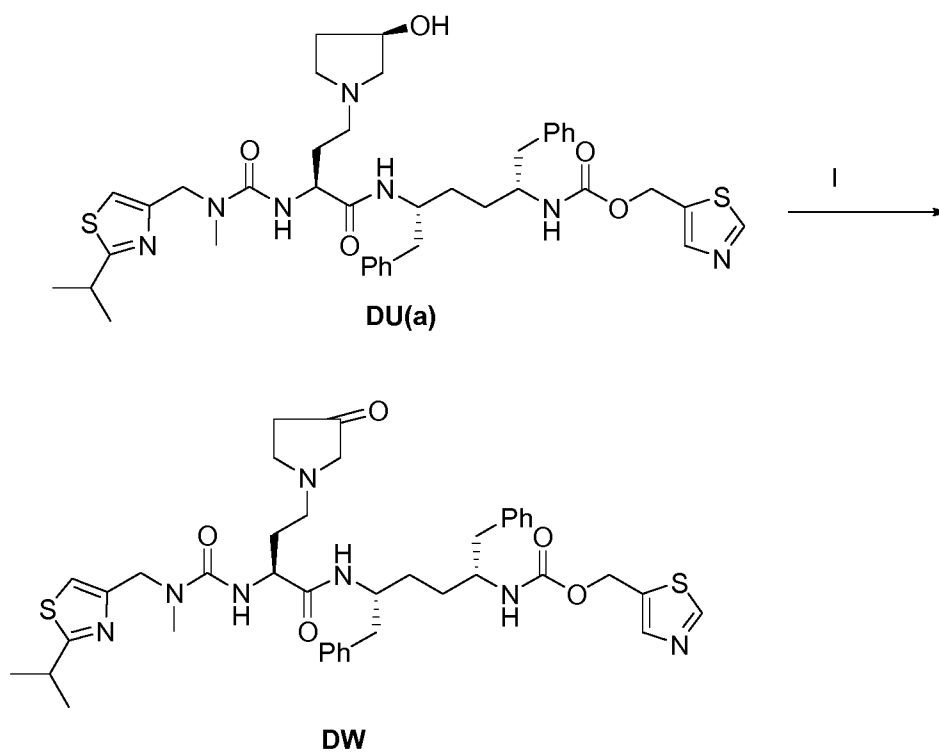
Example DV

[0563] A mixture of Example **DU(c)** (230 mg, 0.29 mmol) and triethylamine (0.14 mL) in DMSO (1 mL) was stirred at 25 °C for 30 minutes, and then was cooled to 5-10 °C. Sulfur trioxide pyridine complex (0.17 g) was added to above reaction mixture and the mixture was stirred for 1 hour at 5-10 °C. The mixture was poured into ice water, and stirred for 20 minutes, and was extracted with EtOAc. The organic phase was washed twice with water, twice with saturated NaHCO₃ solution, twice with water, and once with brine, and dried over Na₂SO₄. Concentration and purification by flash column chromatography (0-20% MeOH in dichloromethane) gave Example **DV** (67 mg). m/z: 788.3 (M+H)⁺. ¹H NMR (CDCl₃) δ 8.78 (1 H, s), 7.81 (1 H, s), 7.3-7.1 (10 H, m), 6.90 (1 H, s), 6.5 (1 H, br), 5.35 (1 H, m), 5.22 (2 H, s), 4.4-4.0 (4 H, m), 3.78 (1 H, m), 3.23 (1 H, m), 2.93 (3 H, s), 2.8-2.5 (8 H, m), 2.4-2.2 (6 H, m), 2.0-1.4 (6 H, m), 1.32 (6 H, m).

Preparation of Example DW

[0564]

Scheme 98



I. SO₃-pyridine/Et₃N/DMSO

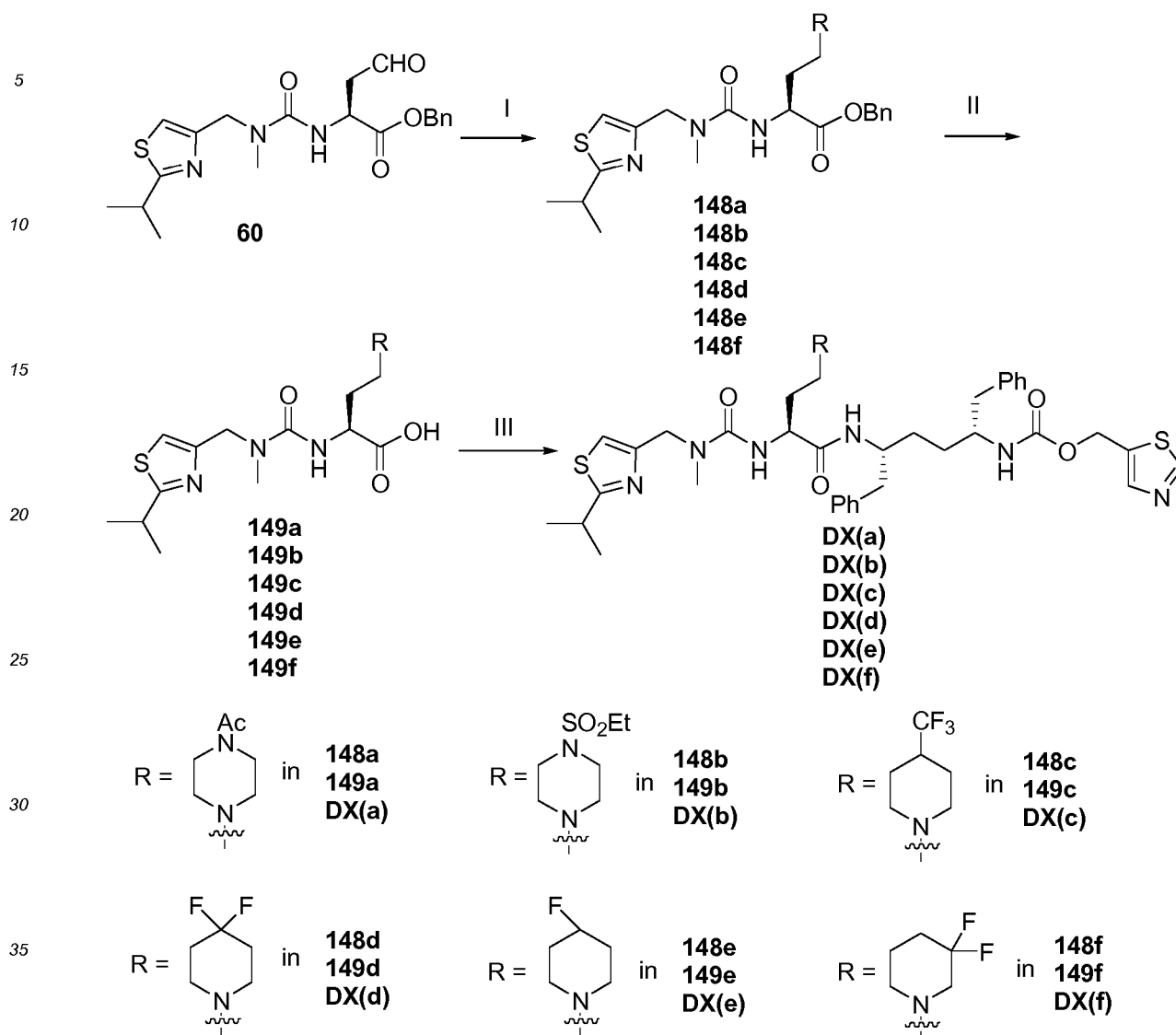
Example DW

[0565] Example **DW** (78 mg) was prepared following the procedure used to prepare Example **DV**, except that Example **DU(a)** was used instead of Example **DU(c)**. m/z: 774.3 (M+H)⁺. ¹H NMR (CDCl₃) δ 8.78 (1 H, s), 7.82 (1 H, s), 7.3-7.0 (10 H, m), 6.89 (1 H, s), 6.55 (1 H, br), 5.40 (1 H, m), 5.21 (2 H, s), 4.5-4.2 (3 H, m), 4.15 (1 H, m), 3.78 (1 H, m), 3.23 (1 H, m), 3.1-2.9 (4 H, m), 2.9 (3 H, s), 2.8-2.5 (6 H, m), 2.40 (2 H, m), 1.90 (2 H, m), 1.55 (2 H, m), 1.38 (8 H, m).

Preparation of Examples DX(a-f)

[0566]

Scheme 99



I. amine/ $\text{NaBH}(\text{OAc})_3/\text{AcOH}/\text{CH}_3\text{CN}$; II. a. $\text{NaOH}/\text{EtOH}/\text{H}_2\text{O}$; b. HCl ;
 III. compound **8**/EDC/HOBt/DIPEA

Compound 60

[0567] Compound **60** was synthesized following the procedure described in WO2008/010921 A2, and as described above in **Scheme 23**.

Compound 148a

[0568] To a solution of Compound **60** (800 mg, 2 mmol) in CH_3CN (8 mL) was added a solution of 1-acetylpiperazine (512 mg, 4 mmol) in CH_3CN (1 mL), followed by HOAc (240 μL , 4 mmol) and $\text{NaBH}(\text{OAc})_3$ (1.33 g, 6 mmol). The mixture was stirred for 12 hours and was diluted with EtOAc . The organic phase was washed with saturated Na_2CO_3 solution, water, and brine, and dried over Na_2SO_4 . Concentration and purification by flash column chromatography (0-12% $i\text{PrOH}$ in dichloromethane) gave Compound **148a** (250 mg). m/z : 516.1 ($\text{M}+\text{H}$)⁺.

Compound 148b

[0569] Compound **148b** (530 mg) was prepared following the procedure used to prepare Compound **148a**, except that 1-ethylsulfonylpiperazine was used instead of 1-acetylpiperazine. m/z: 566.1 (M+H)⁺.

Compound 148c

[0570] Compound **148c** (384 mg) was prepared following the procedure used to prepare Compound **148a**, except that 4-trifluoromethylpiperidine was used instead of 1-acetylpiperazine. m/z: 541.2 (M+H)⁺.

Compound 148d

[0571] Compound **148d** (342 mg) was prepared following the procedure used to prepare Compound **148a**, except that 4, 4-difluoropiperidine was used instead of 1-acetylpiperazine. m/z: 509.1 (M+H)⁺.

Compound 148e

[0572] Compound **148e** (320 mg) was prepared following the procedure used to prepare Compound **148a**, except that 4-fluoropiperidine was used instead of 1-acetylpiperazine. m/z: 491.1 (M+H)⁺.

Compound 148f

[0573] Compound **148f** (389 mg) was prepared following the procedure used to prepare Compound **148a**, except that 3,3-difluoropiperidine was used instead of 1-acetylpiperazine. m/z: 509.1 (M+H)⁺.

Example 149a

[0574] To a solution of Compound 148a (250 mg, 0.48 mmol) in ethyl alcohol (3 mL) was added 1.0 N sodium hydroxide solution (0.53 mL, 0.53 mmol). The mixture was stirred for 1 hour and the solvents were removed under reduced pressure. 4.0 N Hydrochloric acid in dioxane (0.13 mL, 0.52 mmol) was added, and the mixture was evaporated. Coevaporation with DMF (2x100 mL) gave Compound **149a**, which was used without further purification in the next step.

Example 149b

[0575] Compound **149b** was prepared following the procedure used to prepare Compound **149a**, except that Compound **148b** was used instead of Compound **148a**.

Example 149c

[0576] Compound **149c** was prepared following the procedure used to prepare Compound **149a**, except that Compound **148c** was used instead of Compound **148a**.

Example 149d

[0577] Compound **149d** was prepared following the procedure used to prepare Compound **149a**, except that Compound **148d** was used instead of Compound **148a**.

Example 149e

[0578] Compound **149e** was prepared following the procedure used to prepare Compound **149a**, except that Compound **148e** was used instead of Compound **148a**.

Example 149f

[0579] Compound **149f** was prepared following the procedure used to prepare Compound **149a**, except that Compound **148f** was used instead of Compound **148a**.

Example DX(a)

[0580] Example **DX(a)** (90 mg) was prepared following the procedure used to prepare Compound **139a**, except that Compound **149a** was used instead of Compound **138a**. m/z : 817.3 (M+H)⁺. ¹H NMR (CDCl₃) δ 8.78 (1 H, s), 7.81 (1 H, s), 7.3-7.0 (10 H, m), 6.90 (1 H, s), 6.40 (1 H, m), 5.40 (1 H, m), 5.22 (2 H, s), 4.6-4.3 (2 H, m), 4.3-4.1 (2 H, m), 3.78 (1 H, m), 3.5-3.2 (5 H, m), 2.92 (3 H, s), 2.9-2.6 (4 H, m), 2.4-2.2 (6 H, m), 2.07 (3 H, s), 1.9 (2 H, m), 1.6-1.3 (10 H, m).

Example DX(b)

[0581] Example **DX(b)** (150 mg) was prepared following the procedure used to prepare Compound **139a**, except that Compound **149b** was used instead of Compound **138a**. m/z : 867.3 (M+H)⁺. ¹H NMR (CDCl₃) δ 8.78 (1 H, s), 7.81 (1 H, s), 7.3-7.0 (10 H, m), 6.92 (1 H, s), 6.4 (1 H, br), 5.35 (1 H, br), 5.2 (2 H, s), 4.6-4.0 (4 H, m), 3.78 (1 H, m), 3.3-3.1 (5 H, m), 2.92 (5 H, m), 2.8-2.6 (4 H, m), 2.5-2.2 (6 H, m), 1.90 (2 H, m), 1.6-1.3 (13 H, m).

Example DX(c)

[0582] Example **DX(c)** (427 mg) was prepared following the procedure used to prepare Compound **139a**, except that Compound **149c** was used instead of Compound **138a**. m/z : 842.2 (M+H)⁺. ¹H NMR (CDCl₃) δ 8.77 (1 H, s), 7.80 (1 H, s), 7.3-7.0 (10 H, m), 6.88 (1 H, s), 6.40 (1 H, br), 5.50 (1 H, br), 5.20 (2 H, m), 4.7-4.3 (2 H, m), 4.18 (2 H, m), 3.75 (1 H, m), 3.23 (1 H, m), 3.05-2.8 (4 H, m), 2.8-2.6 (4 H, m), 2.25 (2 H, m), 2.0-1.65 (6 H, m), 1.6-1.2 (14 H, m).

Example DX(d)

[0583] Example **DX(d)** (390 mg) was prepared following the procedure used to prepare Compound **139a**, except that Compound **149d** was used instead of Compound **138a**. m/z : 810.2 (M+H)⁺. ¹H NMR (CDCl₃) δ 8.78 (1 H, s), 7.81 (1 H, s), 7.4-7.0 (10 H, m), 6.89 (1 H, s), 6.40 (1 H, br), 5.40 (1 H, br), 5.22 (2 H, m), 4.6-4.3 (2 H, m), 4.22 (2 H, m), 3.78 (1 H, m), 3.24 (1 H, m), 3.0-2.6 (7 H, m), 2.5-2.2 (6 H, m), 2.0-1.7 (6 H, m), 1.6-1.2 (10 H, m).

Example DX(e)

[0584] Example **DX(e)** (160 mg) was prepared following the procedure used to prepare Compound **139a**, except that Compound **149e** was used instead of Compound **138a**. m/z : 792.3 (M+H)⁺. ¹H NMR (CDCl₃) δ 8.77 (1 H, s), 7.81 (1 H, s), 7.3-7.0 (10 H, m), 6.87 (1 H, s), 6.45 (1 H, br), 5.55 (1 H, br), 5.20 (2 H, m), 4.9-4.3 (3 H, m), 4.3-4.1 (2 H, m), 3.75 (1 H, m), 3.25 (1 H, m), 3.1-2.8 (5 H, m), 2.8-2.6 (4 H, m), 2.6-2.1 (6 H, m), 2.0-1.4 (8 H, m), 1.37 (6 H, m).

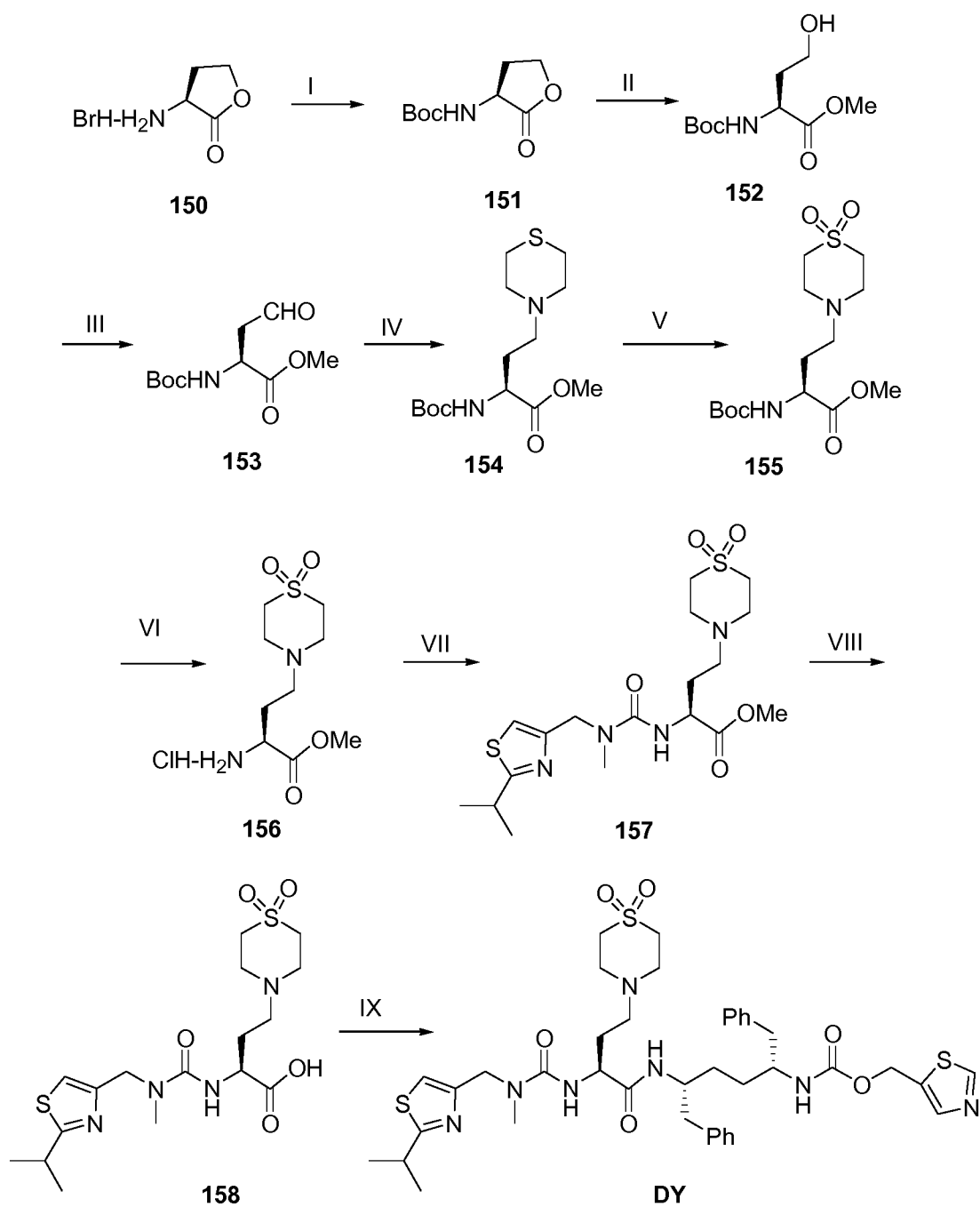
Example DX(f)

[0585] Example **DX(f)** (480 mg) was prepared following the procedure used to prepare Compound **139a**, except that Compound **149f** was used instead of Compound **138a**. m/z : 810.2 (M+H)⁺. ¹H NMR (CDCl₃) δ 8.77 (1 H, s), 7.80 (1 H, s), 7.3-7.0 (10 H, m), 6.93 (1 H, br), 6.84 (1 H, s), 6.40 (1 H, br), 5.50 (1 H, br), 5.20 (2 H, m), 4.5-4.3 (2 H, m), 4.3-4.1 (2 H, m), 3.75 (1 H, m), 3.24 (1 H, m), 3.05-2.8 (5 H, m), 2.8-2.6 (4 H, m), 2.5-2.2 (6 H, m), 2.0-1.75 (4 H, m), 1.7-1.37 (10 H, m).

Preparation of Example DY

[0586]

Scheme 100



Compound 150

[0587] Compound 150 was obtained from Aldrich.

Compound 151

[0588] To a suspension of Compound **150** (25 g, 137 mmol) in THF (400 mL) was added triethylamine (21 mL, 151 mmol), followed by Boc_2O (31.5 g, 144 mmol). The mixture was stirred for 48 hours, and the solvents were removed. The residue was diluted with EtOAc, and washed twice with saturated sodium carbonate solution, once with water, and once with brine, and dried over Na_2SO_4 . Concentration gave Compound **151** (25 g).

Compound 152

[0589] To a solution of Compound **151** (2.0 g, 10 mmol) in MeOH (20 mL) at 0 °C was added 4.4 N sodium methoxide solution in methanol (0.46 mL, 2 mmol). The mixture was stirred for 45 minutes, and quenched with saturated NH_4Cl solution. The solvent was evaporated, and the residue was diluted with EtOAc. The organic phase was washed with saturated NH_4Cl solution, water, and brine, and dried over Na_2SO_4 . Concentration gave Compound **152** (2.6 g).

Compound 153

[0590] Compound **153** (1.9 g) was prepared following the procedure used to prepare Example **DV**, except that Compound **152** was used instead of Example

DU(c).

Compound 154

[0591] Compound **154** (1.65 g) was prepared following the procedure used to prepare Compound **148a**, except that Compound **153** and 4-thiomorpholine were used instead of Compound **60** and 1-acetylpiperazine.

Compound 155

[0592] To a solution of Compound **154** (1.55 g, 4.86 mmol) in acetone/water (270 mL/70 mL) was added 4-methylmorpholine N-oxide (1.25 g, 10 mmol), followed by $\text{OsO}_4/\text{tBuOH}$ solution (6.8 mL, 2.5%). The mixture was stirred for 12 hours and the solvents were removed under reduced pressure. Purification by flash column chromatography (60-100% EtOAc in hexanes) gave Compound **155** (1.44 g).

Compound 156

[0593] Compound **156** was prepared following the procedure used to prepare Compound **140a**, except that Compound **155** was used instead of Compound **139a**.

Compound 157

[0594] Compound **157** (660 mg) was prepared following the procedure used to prepare Example **DM(a)**, except that Compound **156** was used instead of Compound **140a**. m/z : 447.0 ($\text{M}+\text{H}$)⁺.

Compound 158

[0595] Compound **158** was prepared following the procedure used to prepare Compound **144**, except that Compound **157** was used instead of Compound **143**. m/z : 433.1 ($\text{M}+\text{H}$)⁺.

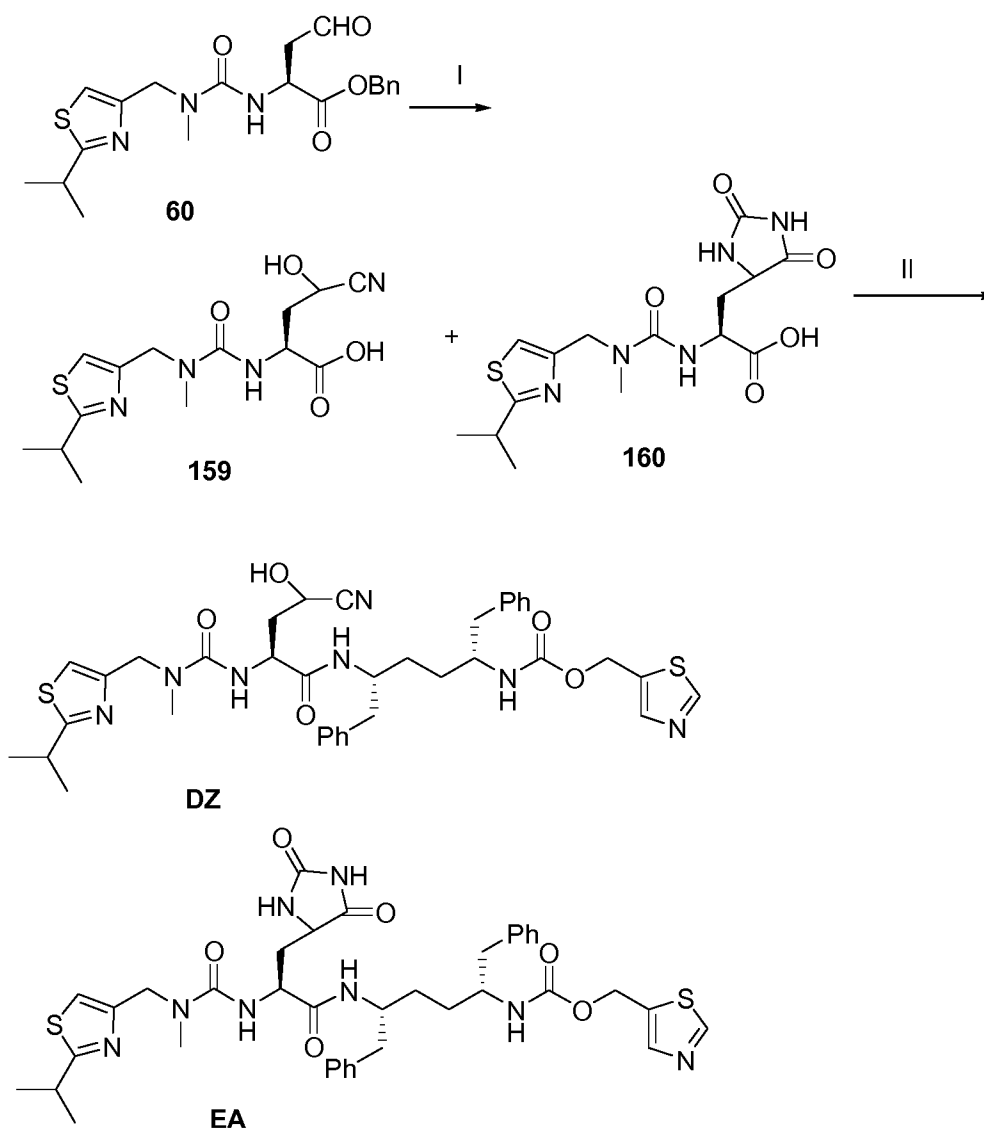
Example DY

[0596] Example **DY** (350 mg) was prepared following the procedure used to prepare Compound **139a**, except that Compound **158** was used instead of Compound **138a**. m/z : 824.2 ($\text{M}+\text{H}$)⁺. ^1H NMR (CDCl_3) δ 8.80 (1 H, s), 7.82 (1 H, s), 7.2-7.0 (10 H, m), 6.96 (1 H, s), 6.71 (1 H, br), 6.4 (1 H, br), 5.21 (2 H, m), 5.15 (1 H, br), 4.5-4.1 (4 H, m), 3.80 (1 H, m), 3.22 (1 H, m), 3.0-2.8 (11 H, m), 2.8-2.6 (4 H, m), 2.47 (2 H, m), 2.0-1.7 (2 H, m), 1.6-1.3 (10 H, m).

Preparation of Examples DZ-EA

[0597]

Scheme 101



I. NaCN/(NH₄)₂CO₃/EtOH/H₂O/90 °C; II. EDC/HOBt/cmpd **8**

Compounds 159/160

[0598] To a solution of Compound **60** (1.6 mmol) in EtOH/H₂O (1.6 mL/1.6 mL) was added ammonium carbonate (600 mg, 6.4 mmol), followed by sodium cyanide (158 mg). The mixture was heated at 90 °C for 16 hours and cooled to 25 °C. 1 N hydrochloric acid was added until pH = 3-4. The residue was diluted with EtOAc, and washed with water and brine. The organic phase was dried over Na₂SO₄ and concentrated to give Compounds **159** and **160**, which were used without further purification in the next step.

Examples DZ/EA

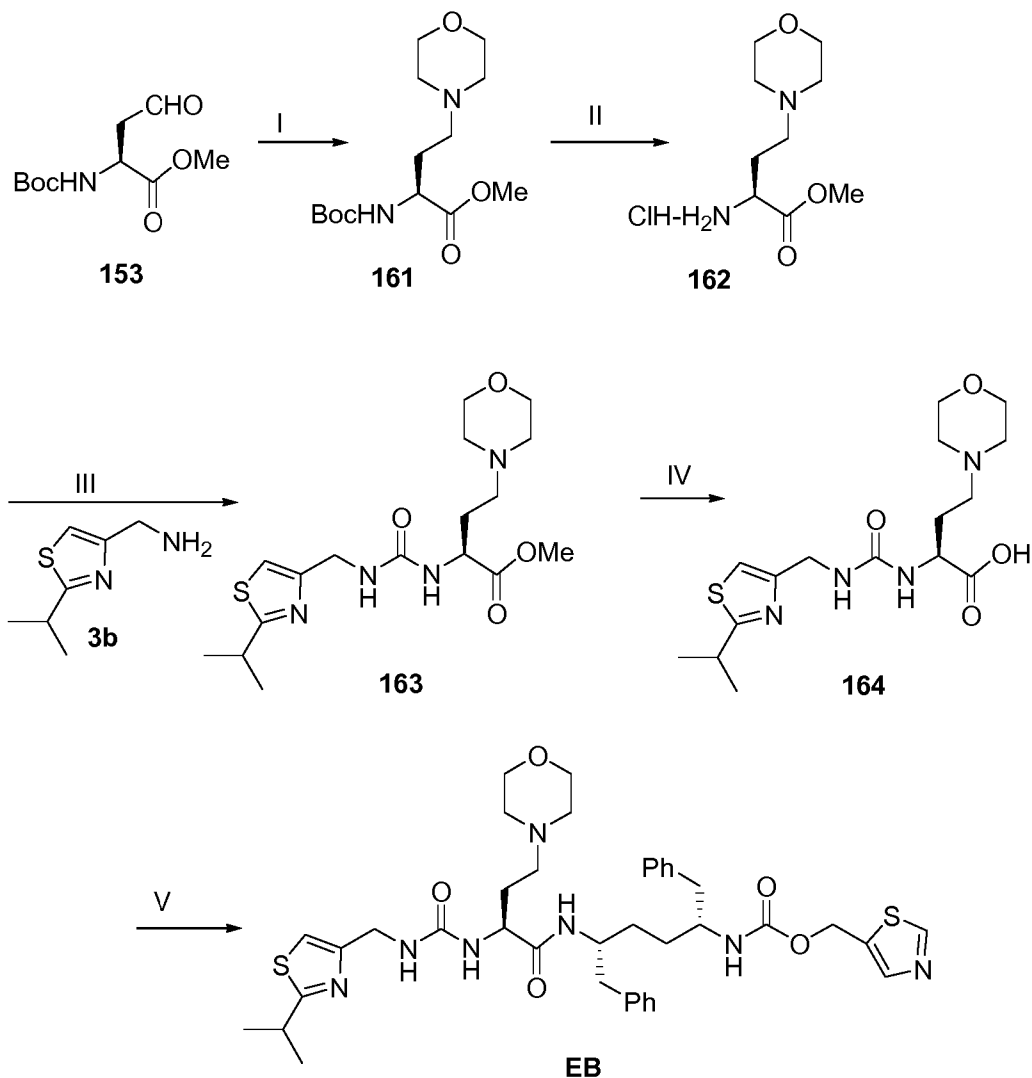
[0599] Examples **DZ** (80 mg) and **EA** (60 mg) were prepared following the procedure used to prepare Compound **139a**, except that Compounds **159** and **160** were used instead of Compound **138a**. Example **DZ**: m/z: 732.3 (M+H)⁺. ¹H NMR (CDCl₃) δ 8.75 (1 H, m), 7.80 (1 H, m), 7.3-7.0 (10 H, m), 6.95 (1 H, m), 6.8 (1 H, br), 6.40 (1 H, br), 5.8 (1 H, br), 5.20 (2 H, m), 4.40 (2 H, m), 4.2-3.8 (3 H, m), 3.78 (1 H, m), 3.23 (1 H, m), 2.95 (3 H, m), 2.8-2.3 (6 H, m), 1.6-1.3 (10 H, m). Example **EA**: m/z: 775.2 (M+H)⁺. ¹H NMR (CDCl₃) δ 8.81 (1 H, s), 8.02 (1 H, br), 7.9 (1 H, s), 7.85 (1 H, br), 7.3-7.0 (11 H, m), 6.3 (1 H, br), 5.4-5.1 (3 H, m), 4.6-4.3 (2 H, m), 4.2-3.8 (2 H, m), 3.8-3.4 (1 H, m), 3.3 (1 H, m), 3.1-2.9

(3 H, m), 2.8-2.4 (4 H, m), 2.15 (2 H, m), 1.7-1.2 (10 H, m).

Preparation of Example EB

[0600]

Scheme 102



I. morpholine/ $\text{NaBH}(\text{OAc})_3/\text{HOAc}$; II. HCl ; III. a. CDI ; b. compd **3b**; IV. a. NaOH ; b. HCl ; V. $\text{EDC}/\text{HOBt}/\text{cmpd } 8$

Compound 161

[0601] Compound **161** (11 g) was prepared following the procedure used to prepare Compound **148a**, except that Compounds **153** and morpholine were used instead of Compounds **60** and 1-acetylpiperazine. m/z : 303.0 ($\text{M}+\text{H}$)⁺.

Compound 162

[0602] Compound **162** (10.4 g) was prepared following the procedure used to prepare Compound **140a**, except that Compound **161** was used instead of Compound **139a**. m/z : 203.1 ($\text{M}+\text{H}$)⁺.

Example 3b

[0603] Compound **3b** was synthesized following the procedure described in WO2008/010921 A2, and as described above in **Scheme 10**.

Example 163

[0604] Compound **163** (540 mg) was prepared following the procedure used to prepare Example **DM(a)**, except that Compounds **162** and **36** were used instead of Compounds **140a** and **9**. m/z : 385.1 (M+H)⁺.

Example 164

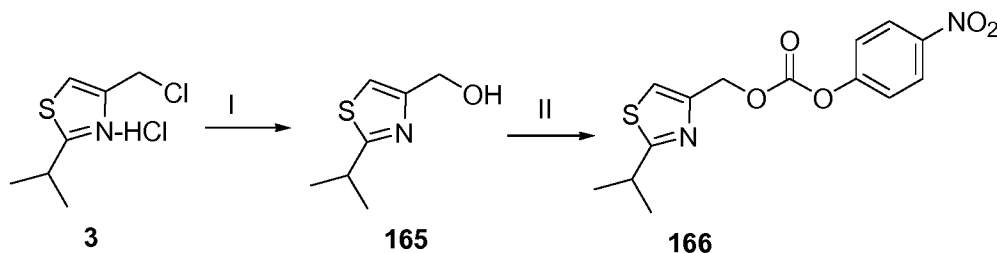
[0605] Compound **164** (780 mg) was prepared following the procedure used to prepare Compound **144**, except that Compound **163** was used instead of Compound **143**. m/z : 371.0 (M+H)⁺.

Example EB

[0606] Example **EB** (210 mg) was prepared following the procedure used to prepare Compound **139a**, except that Compound **164** was used instead of Compound **138a**. m/z : 762.2 (M+H)⁺. ¹H NMR (DMSO-d₆) δ 9.06 (1 H, s), 7.85 (1 H, s), 7.7 (1 H, br), 7.2-7.0 (12 H, m), 6.55 (1 H, br), 6.20 (1 H, br), 5.18 (2 H, s), 4.23 (2 H, m), 4.15-3.8 (2 H, m), 3.65 (1 H, m), 3.55 (4 H, m), 3.2 (1 H, m), 2.7-2.4 (6 H, m), 2.3-2.0 (6 H, m), 1.5-1.2 (10 H, m).

Preparation of Compound 166

[0607]

Scheme 103

I. NaOH/H₂O; II. bis(4-nitrophenyl) carbonate/Et₃N

Compound 3

[0608] Compound **3** was synthesized following the procedure described in WO2008/010921 A2.

Compound 165

[0609] To a suspension of Compound **3** (2.65 g, 12.5 mmol) in water (10 mL) was added sodium hydroxide (1.5 g, 38 mmol). The mixture was heated at 90 °C for 12 hours and cooled to 25 °C. The mixture was extracted with EtOAc. The organic layer was washed with brine and dried over Na₂SO₄. Purification by flash column chromatography (50% EtOAc in hexanes) gave Compound **165** (810 mg).

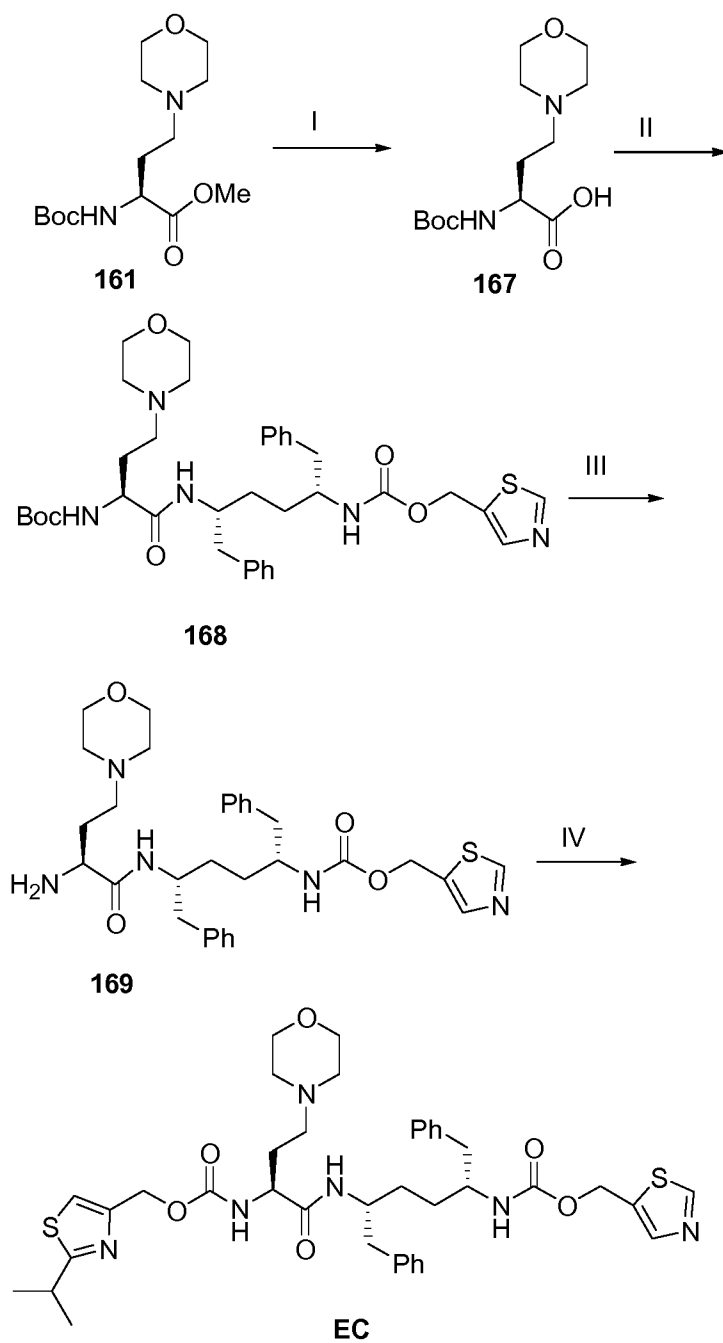
Compound 166

[0610] To a solution of Compound **165** (810 mg, 5.2 mmol) in DCM (12 mL) was added bis(4-nitrophenyl) carbonate (1.73 g, 5.7 mmol), followed by triethylamine (1.1 mL, 7.8 mmol). The mixture was stirred for 14 hours, and the solvents were removed. The residue was diluted with EtOAc, and washed twice with saturated sodium carbonate, followed by water, and then brine, and was dried over Na₂SO₄. Concentration and purification by flash column chromatography (20% EtOAc in hexanes) gave Compound **166** (1.4 g).

Preparation of Example EC

[0611]

Scheme 104



I. a. NaOH; b. HCl; V. EDC/HOBt/cmpd **8**; III. a. HCl; b. NaOH;
 IV. cmpd **166**/ $i\text{Pr}_2\text{NEt}$

Compound 167

[0612] Compound **167** was prepared following the procedure used to prepare Compound **144**, except that Compound **161** was used instead of Compound **143**.

Compound 168

[0613] Compound **168** (1.2 g) was prepared following the procedure used to prepare Compound **139a**, except that Compound **167** was used instead of Compound **138a**. *m/z*: 680.3 (M+H)⁺.

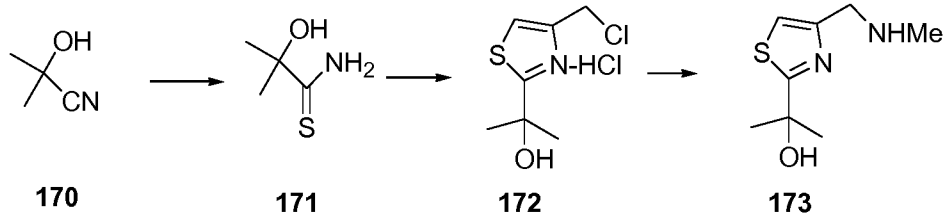
Compound 169

[0614] To a solution of Compound **168** (1.2 g, 1.8 mmol) in MeOH (10 mL) was added 4 N hydrochloric acid (4.4 mL, 17.6 mmol). The mixture was stirred for 6 hours, and the solvents were removed. The residue was basified with 2 N sodium hydroxide solution (pH = 11), and extracted with EtOAc. The organic layer was washed with brine and dried over Na₂SO₄. Concentration gave Compound **169**

(1.0 g)

Example EC

[0615] To a solution of Compound **169** (116 mg, 0.2 mmol) in CH₃CN (2 mL) was added Compound **166** (71 mg, 0.22 mmol), followed by triethylamine (71 μL, 0.4 mmol). The mixture was stirred for 48 hours, and was diluted with EtOAc. The organic layer was washed with saturated sodium carbonate solution, water, and brine, was dried over Na₂SO₄. Purification by flash column chromatography (0-15% iPrOH in DCM) gave compound 1073 (130 mg). *m/z*: 763.3 (M+H)⁺. ¹H NMR (CDCl₃) δ 8.75 (1 H, s), 7.78 (1 H, s), 7.67 (1 H, br), 7.3-7.0 (11 H, m), 6.22 (1 H, m), 5.24 (2 H, s), 5.16 (2 H, s), 5.10 (1 H, br), 4.28-4.10 (2 H, m), 3.8 (1 H, m), 3.6 (4 H, m), 3.32 (1 H, m), 2.9-2.6 (4 H, m), 2.4-2.1 (6 H, m), 1.8 (2 H, m), 1.6 (2 H, m), 1.4 (8H, m).

Preparation of Compound 173**[0616]****Scheme 105**Compound 170

[0617] Compound **170** was obtained from Aldrich.

Compound 171

[0618] Hydrogen sulfide gas was passed through a solution of Compound **170** (1.8 mL, 20 mmol) in pyridine (100 mL) and triethylamine (4.4 mL) for 5 hours. The solution was purged with nitrogen for 10 minutes, and the solvents were removed. The residue was coevaporated three times with 10 mL of ethyl alcohol. Purification by flash column chromatography (10% iPrOH in DCM) gave Compound **171** (2.0 g).

Compound 172

[0619] To a solution of Compound **171** (2 g, 17 mmol) in acetone (30 mL) was added 1,3-dichloroacetone (2.1 g, 17 mmol), followed by MgSO₄ (2.0 g, 17 mmol). The mixture was refluxed for 12 hours and cooled to 25 °C. The mixture was filtered. Concentration gave Compound **172**. *m/z*: 191.9 (M+H)⁺.

Compound 173

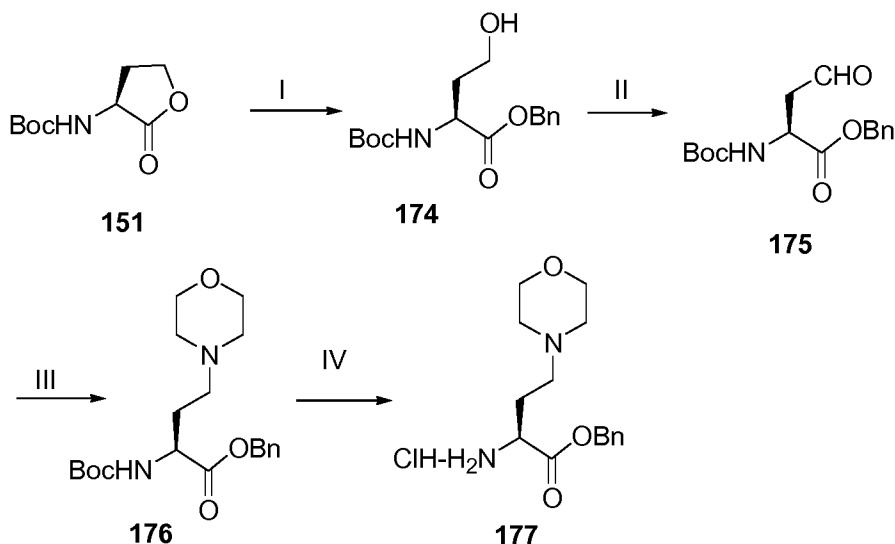
[0620] To a solution of 40% methylamine in water (36 mL) was added a solution of Compound **172** (17 mmol) in water

(10 mL). The mixture was stirred for 1 hour, and concentrated under reduced pressure. Purification by flash column chromatography (10% MeOH in DCM) gave Compound **173**. m/z : 187.0 (M+H)⁺.

Preparation of Compound 177

[0621]

Scheme 106



I. a. NaOH/EtOH/H₂O; b. BnBr/DMF; II. SO₃-pyridine;
 III. morpholine/NaBH(OAc)₃/HOAc; IV. HCl

Compound 174

[0622] To a solution of Compound **151** (10.5 g, 50 mmol) in ethyl alcohol (160 mL) was added sodium hydroxide solution (2.1 g, 52.5 mmol, 30 mL). The mixture was stirred for 1 hour, and the solvent was removed under reduced pressure. The residue was coevaporated three times with 200 mL of ethyl alcohol. The white solid was dried at 60 °C for 2 hours under high vacuum. To this solid was added DMF (80 mL), followed by benzyl bromide (7.3 mL, 61 mmol). The mixture was stirred for 12 hours in darkness and diluted with EtOAc. The organic phase was washed five times with water followed once with brine, and was then dried over Na₂SO₄. Concentration gave Compound **174** (15 g).

Compound 175

[0623] Compound **175** was prepared following the procedure used to prepare Example **DV**, except that Compound **174** was used instead of Example **DU(c)**.

Compound 176

[0624] Compound **176** was prepared following the procedure used to prepare Compound **148a**, except that Compound **175** and morpholine were used instead of Compound **60** and 1-acetylpiperazine.

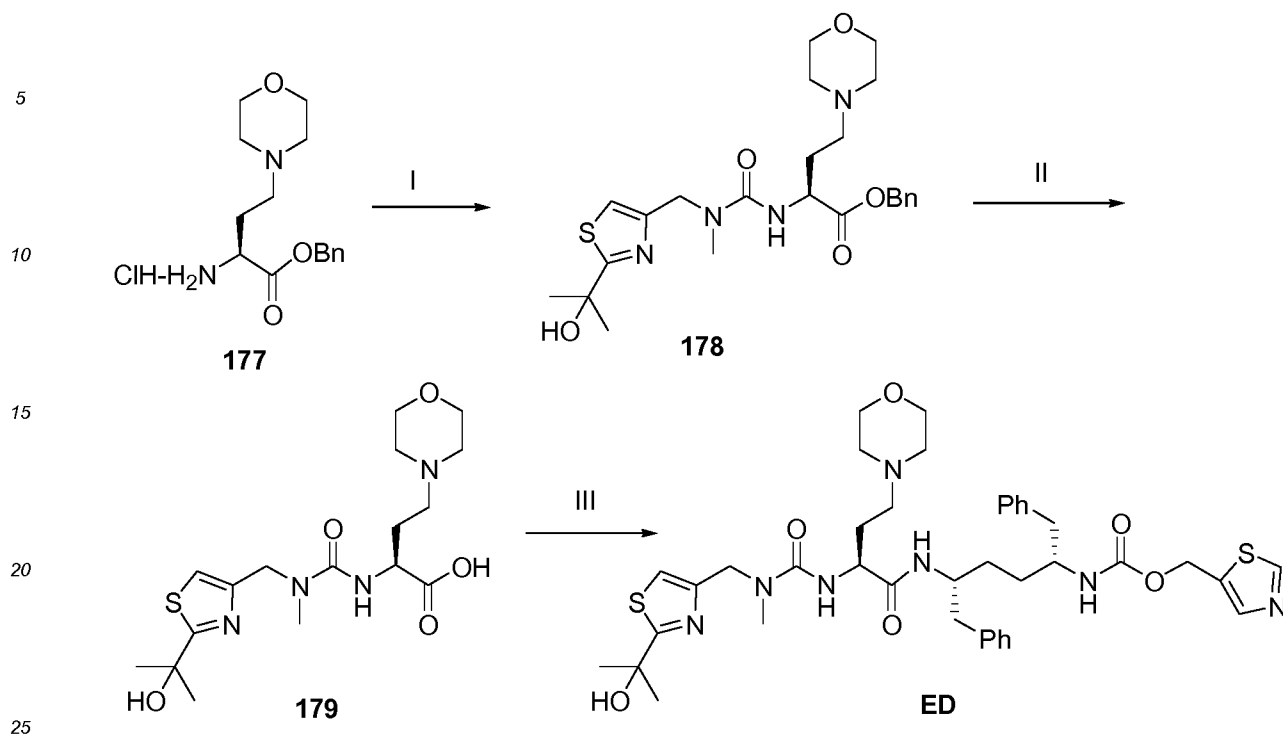
Compound 177

[0625] Compound **177** (3.4 g) was prepared following the procedure used to prepare example **140a**, except that Compound **176** was used instead of Compound **139a**. m/z : 279.1 (M+H)⁺.

Preparation of Example ED

[0626]

Scheme 107



I. a. CDI/DIPEA; b. compd **173**; II. a. NaOH; b. HCl; III. compd **8**/EDC/HOBt

Compound 178

[0627] Compound 178 (300 mg) was prepared following the procedure used to prepare Example DM(a), except that Compounds 173 and 177 were used instead of Compounds 140a and 9. m/z: 491.3 (M+H)⁺.

Compound 179

[0628] Compound 179 was prepared following the procedure used to prepare Compound 149a, except that Compound 178 was used instead of Compound 148a.

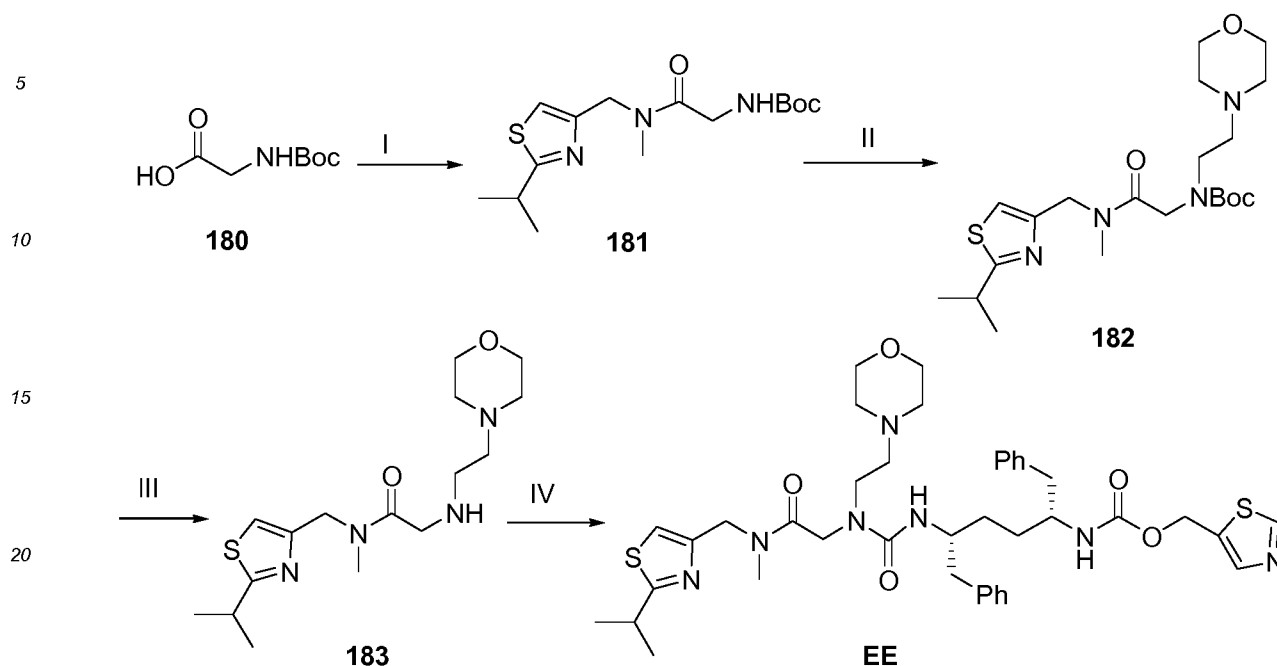
Example ED

[0629] Example ED (370 mg) was prepared following the procedure used to prepare Compound 139a, except that Compound 179 was used instead of Compound **138a**. m/z: 792.3 (M+H)⁺. ¹H NMR (CD₃OD) δ 8.98 (1 H, s), 7.83 (1 H, s), 7.20-7.08 (11 H, m), 5.20 (2 H, m), 4.55 (2 H, m), 4.3-4.0 (4 H, m), 3.75 (3 H, m), 3.4 (2 H, m), 3.2-3.0 (4 H, m), 2.99 (3 H, s), 2.70 (4 H, m), 2.1-1.8 (2 H, m), 1.7-1.4 (10 H, m).

Preparation of Example EE

[0630]

Scheme 108



Compound 180

[0631] Compound **180** was obtained from Aldrich.

Compound 181

[0632] Compound **181** (1.6 g) was prepared following the procedure used to prepare Compound **139a**, except that Compounds **180** and **9** were used instead of Compounds **8** and **138a**. m/z : 327.9 ($M+H$)⁺.

Compound 182

[0633] To a suspension of sodium hydride (52 mg, 60%, 1.3 mmol) in DMF (4 mL) was added a solution of Compound **181** (327 mg, 1 mmol) in DMF (1 mL). The mixture was stirred for 90 minutes, and a solution of 2-morpholineethyl bromide (212 mg, 1.1 mmol) in DMF (1 mL) was added dropwise. The mixture was stirred for 12 hours, and quenched with water. The aqueous phase was extracted three times with EtOAc. The combined organic phases were washed five times with water and once with brine, and dried over Na₂SO₄. The dried organic phases were concentrated and purified by flash column chromatography (0-10% MeOH in DCM) to give Compound **182** (267 mg). m/z : 441.1 ($M+H$)⁺.

Compound 183

[0634] Compound **183** (175 mg) was prepared following the procedure used to prepare Compound **169**, except that Compound **182** was used instead of Compound **168**. m/z : 341.2 ($M+H$)⁺.

Example EE

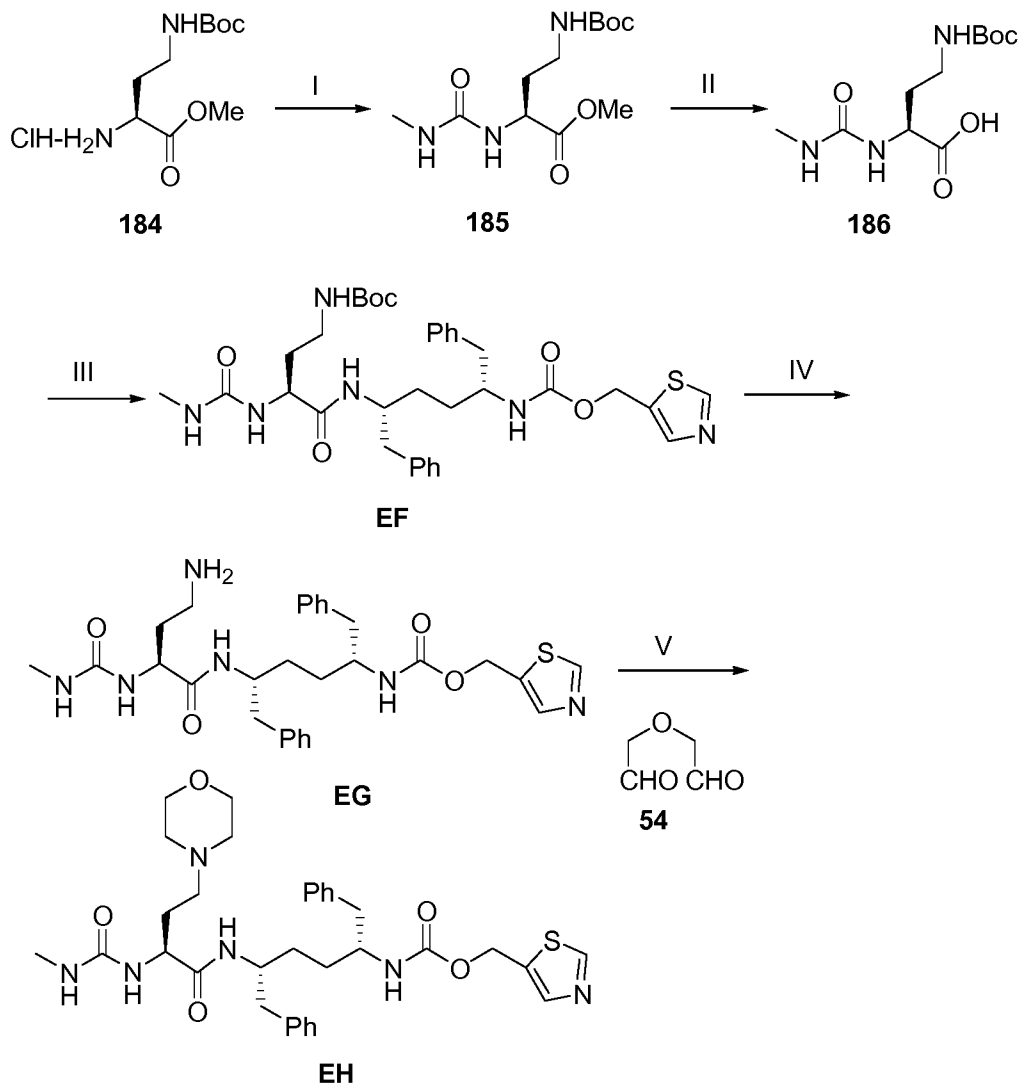
[0635] To a solution of triphosgene (56 mg, 0.19 mmol) in DCM (1 mL) at 0 °C was added a solution of Compound **8** (210 mg, 0.51 mmol) and DIPEA (194 μL) in DCM (1.8 mL). The mixture was stirred for 30 minutes, and a solution of Compound **183** (175 mg, 0.51 mmol) and DIPEA (194 μL) in DCM (1 mL) was added. The mixture was warmed to 25 °C and stirred for 12 hours. The mixture was diluted with EtOAc, and washed twice with saturated sodium carbonate, once with water, and once with brine, and was dried over Na₂SO₄. The dried organic phases were concentrated and

purified by flash column chromatography (15% iPrOH in DCM) gave Example EE (150 mg). m/z : 776.3 (M+H)⁺. ¹H NMR (CD₃OD) δ 8.97 (1 H, s), 7.82 (1 H, s), 7.25-7.05 (11 H, m), 5.21 (2 H, s), 4.6 (2 H, m), 4.3-4.1 (2 H, m), 3.95 (1 H, m), 3.75 (1 H, s), 3.47 (4 H, m), 3.3 (5 H, m), 3.06/2.94 (3 H, s), 2.7 (4 H, m), 2.30 (4 H, m), 1.6-1.2 (10 H, m).

Preparation of Examples EF-EH

[0636]

Scheme 109



1. a. CDI/DIPEA; b. MeNH₂; II.a. NaOH/THF/H₂O; b. HCl;
 III. compd **8**/EDC/HOBt/DIPEA; IV. a. TFA/DCM; b. NaOH;
 V. NaBH(OAc)₃/HOAc

Compound 184

[0637] Compound **184** was obtained from Aldrich.

Compound 185

[0638] Compound **185** (291 mg) was prepared following the procedure used to prepare Example DM(a), except that Compound **184** and methylamine were used instead of Compounds **140a** and **9**. m/z : 289.9 (M+H)⁺.

Compound 186

[0639] Compound **186** was prepared following the procedure used to prepare Compound **144**, except that Compound **185** was used instead of Compound **143**. m/z: 275.9 (M+H)⁺.

Example EF

[0640] Example **EF** (102 mg) was prepared following the procedure used to prepare Compound **139a**, except that Compound **186** was used instead of Compound **138a**. m/z: 667.1 (M+H)⁺.

Example EG

[0641] Example **EG** (144 mg) was prepared following the procedure used to prepare Compound **169**, except that Example **EF** was used instead of Compound **168** m/z: 567.2 (M+H)⁺.

Compound 54

[0642] Compound **54** was synthesized following the procedure described in WO2008/010921 A2.

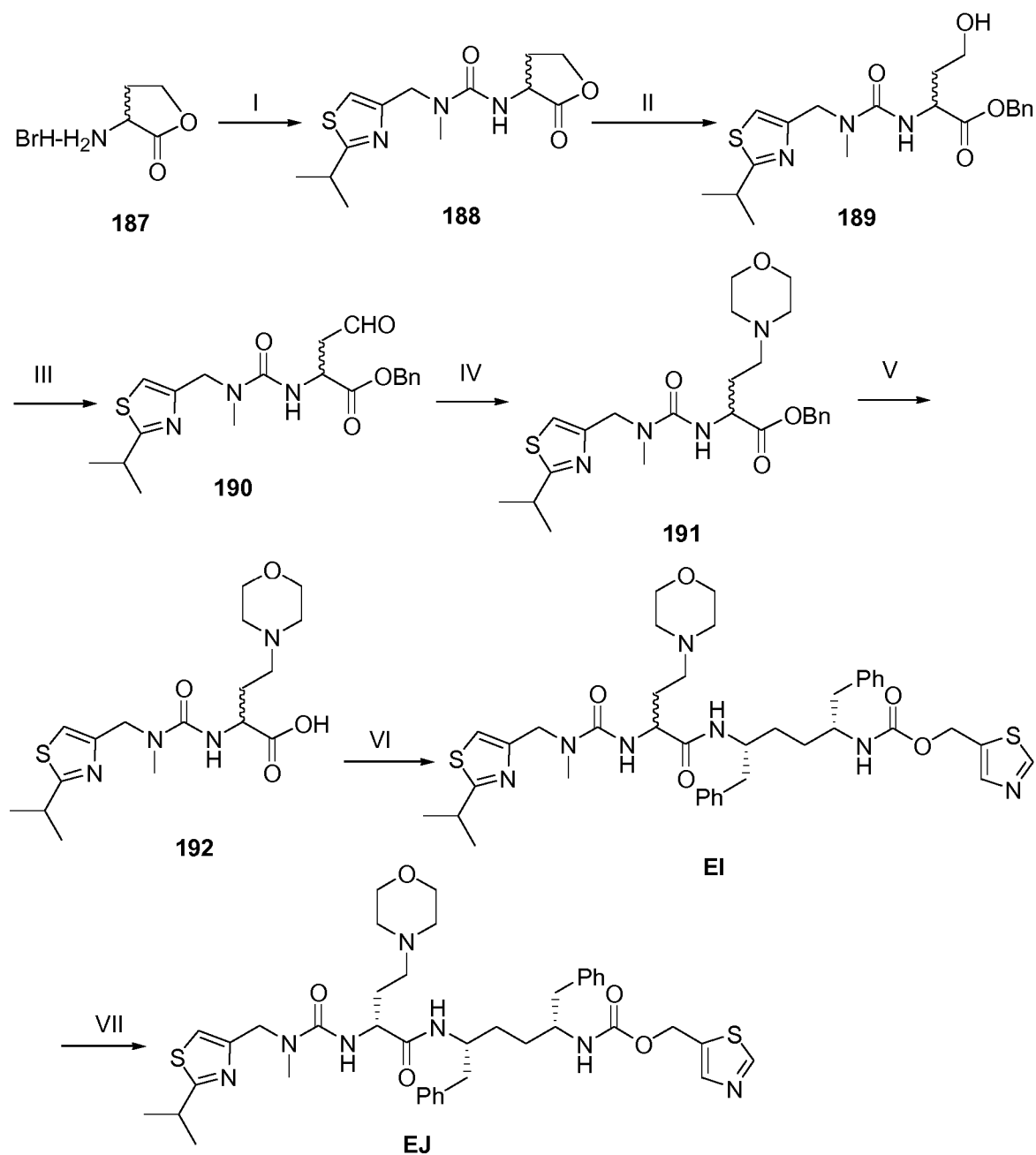
Example EH

[0643] Example **EH** (25 mg) was prepared following the procedure used to prepare Compound **148a**, except that Example **EG** and Compound **54** were used instead of Compound **60** and 1-acetylpiperazine. m/z: 637.3 (M+H)⁺. ¹H NMR (CDCl₃) δ 9.00 (br s, 1H); 7.94 (br s, 1H); 7.72 (br s, 1H); 7.40-7.00 (m, 10H); 5.49 (m, 1H); 5.25 (s, 2H); 4.47 (m, 1H); 4.30 (m, 1H); 4.02 (br s, 1H); 3.65 (m, 2H); 3.41 (m, 2H); 2.76 (m, 9H); 2.25-1.70 (m, 4H); 1.70-1.40 (m, 6H).

Preparation of Example EI-EJ

[0644]

Scheme 110



I. a. CDI/DIPEA; b. compd **9**; II. a. NaOH/EtOH; b. BnBr/DMF; III. SO₃-pyridine/Et₃N; IV. morpholine/NaBH(OAc)₃/AcOH/CH₃CN; V. a. NaOH/EtOH/H₂O; b. HCl; VI. compd **8**/EDC/HOBt/DIPEA; VII. chiral column separation

Compound 187

[0645] Compound **187** was obtained from Aldrich.

Compound 188

[0646] Compound **188** (897 mg) was prepared following the procedure used to prepare Example **DM(a)**, except that Compound **187** was used instead of Compound **140a**. m/z: 298.0 (M+H)⁺.

Compound 189

[0647] Compound **189** (1.24 g) was prepared following the procedure used to prepare Compound **174**, except that Compound **188** was used instead of Compound **151**. m/z: 406.1 (M+H)⁺.

Compound 190

[0648] Compound **190** (712 mg) was prepared following the procedure used to prepare Example **DV**, except that Compound **189** was used instead of Example DU(c). m/z: 40.4.0 (M+H)⁺.

Compound 191

[0649] Compound **191** (384 mg) was prepared following the procedure used to prepare Compound **148a**, except that Compound **190** and morpholine were used instead of Compound **60** and 1-acetylpiperazine. m/z: 475.1 (M+H)⁺.

Compound 192

[0650] Compound **192** (900 mg) was prepared following the procedure used to prepare Compound **149a**, except that Compound **191** was used instead of Compound **148a**. m/z: 385.0 (M+H)⁺.

Example EI

[0651] Example **EI** (151 mg) was prepared following the procedure used to prepare Compound **139a**, except that Compound **192** was used instead of Compound **138a**. m/z: 776.2 (M+H)⁺. ¹H NMR (CD₃OD) δ 8.97 (1 H, s), 7.82 (1 H, s), 7.3-7.1 (11 H, m), 5.2 (2 H, s), 4.5 (2 H, m), 4.18 (2 H, m), 3.78 (1 H, m), 3.59 (4 H, m), 3.23 (1 H, m), 2.97 (3 H, s), 2.8-2.5 (4 H, m), 2.5-2.1 (6 H, m), 1.9-1.6 (2 H, m), 1.6-1.3 (10 H, m).

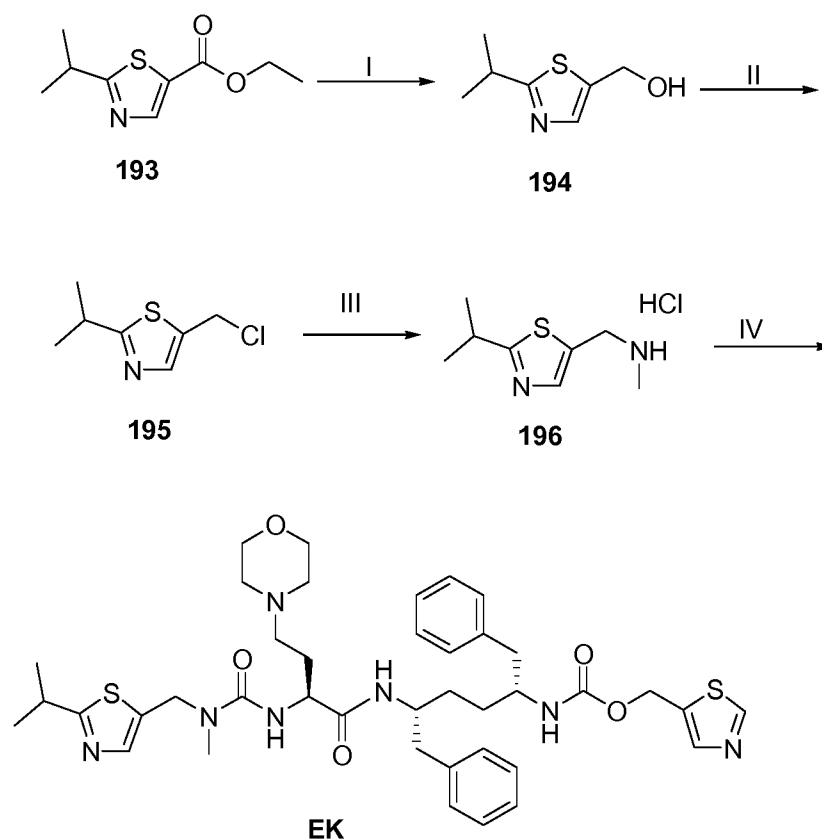
Example EJ

[0652] Example **EI** was purified with HPLC (chiral cel OD-H column by Chiral Technologies Inc, heptane/iPrOH = 70/30) to give Example **EJ**. m/z: 776.2 (M+H)⁺. ¹H NMR (CDCl₃) δ 8.98 (s, 1H); 7.90 (s, 1H); 7.75 (m, 1H); 7.40-7.00 (m, 15H); 6.55 (br s, 1H); 5.92 (br s, 1H); 7.75 (d, 1H); 5.28, 5.19 (d_{AB}, J=14 Hz, 2H); 4.70-4.37 (m, 3H); 3.99 (m, 5H); 3.76 (br s, 1H); 3.65-3.30 (m, 3H); 2.97 (m, 5H); 2.90-2.60 (m, 7H); 2.28 (br s, 2H); 1.91 (br s, 2H); 1.6-1.3 (m, 12H).

Preparation of Example EK

[0653]

Scheme 111



I. LiAlH_4 , THF; II. PCl_5 , toluene; III. MeNH_2 in MeOH;
IV.a. CDI/DIPEA; b. compd **169**

Compound 193

[0654] Compound **193** was synthesized following the procedure from J. Med. Chem., 41(4), 1998, 602-617 (herein incorporated by reference in its entirety for all purposes).

Compound 194

[0655] Compound **193** (1.4 g, 7 mmol) was dissolved in anhydrous THF (7 mL) and added dropwise over 1 hour into a 1 M LiAlH_4 solution in THF stirring at 0 °C under nitrogen gas. The reaction mixture was then allowed to warm to room temperature and stirred for 1 hour, at which time HPLC showed that reaction was complete. The reaction mixture was cooled in an ice bath and methanol was slowly added. Aqueous potassium sodium tartarate solution was then added. The organic solution was extracted with ethyl acetate and then dried over anhydrous sodium sulfate and concentrated under reduced pressure to give Compound **194** (1 g, 91%), which was used in the next reaction without further purification.

Compound 195

[0656] Compound **194** (1 g, 6.37 mmol) was dissolved in anhydrous toluene (6 mL). To the resulting solution was added PCl_5 (1.3 g, 6.37 mmol). After the reaction mixture was stirred for 1 hour, the reaction was complete. Solid sodium bicarbonate was added to the reaction mixture, which was then diluted with ethyl acetate and washed with saturated aqueous sodium bicarbonate solution, followed by saturated aqueous sodium chloride solution. The organic layer was dried over anhydrous sodium sulfate and concentrated under reduced pressure to yield Compound **195** (0.91 g, 81%).

Compound 196

[0657] Compound **195** (0.91 g, 5.2 mmol) was dissolved in 2 M methylamine in methanol (15 mL). The reaction mixture

was stirred for 15 hours, then concentrated under reduced pressure. The resulting oil was dissolved in dilute aqueous HCl solution to give a solution with a pH of 2. The solution was then washed with ethyl acetate. The aqueous layer was concentrated under reduced pressure. The residue was purified by preparative HPLC to give Compound **196** (0.6 g, 56%).

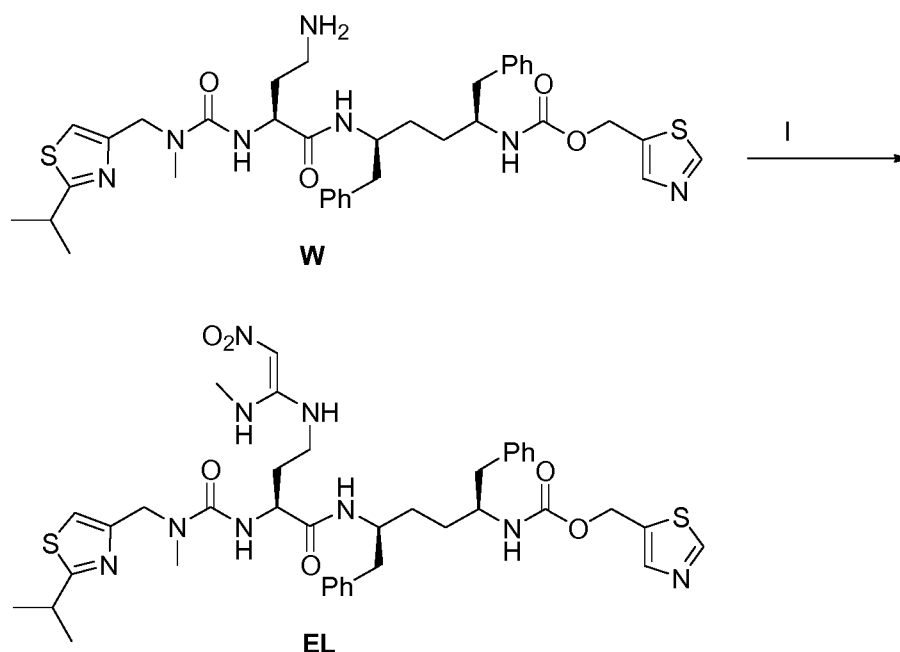
Example EK

[0658] Example **EK** (14 mg) was prepared following the procedure used to prepare Example **DM(a)**, except that Compounds **169** and **196** were used instead of Compounds **140a** and **9**. ¹H NMR (CD₃OD): δ 8.98 (s, 1H), 7.82 (s, 1H), 7.55 (s, 1H), 7.19 (m, 10H), 5.21 (m, 2H), 4.68 (m, 2H), 4.20 (m, 1H), 4.15 (m, 1H), 3.79 (m, 1H), 3.64 (m, 4H), 3.25 (m, 1H), 2.98 (s, 3H), 2.73 (m, 4H), 2.23-2.40 (m, 6H), 1.90-1.70 (m, 2H), 1.51 (m, 4H), 1.36 (d, J=6.9 Hz, 6H). Mass Spectrum (*m/e*): (M+H)⁺ 776.3, (M-H)⁻ 773.9

Preparation of Example EL

[0659]

Scheme 112



I. a. 1,1-bis(methylthio)-2-nitroethylene/DMF; b. MeNH₂/MeOH

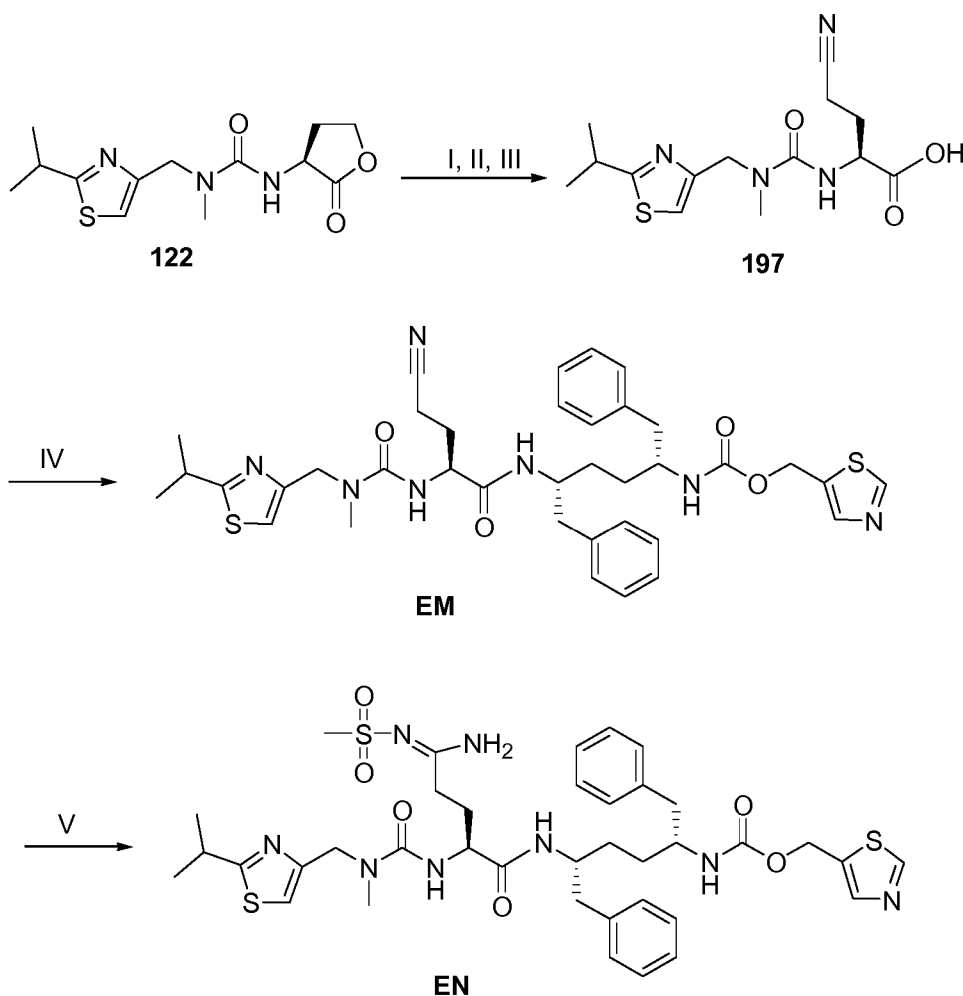
Example EL

[0660] Example **W** (71 mg, 0.1 mmol) and 1,1-bis(methylthio)-2-nitroethylene (17 mg, 0.1 mmol) was dissolved in anhydrous DMF (2 mL). The resulting mixture was stirred at room temperature for 90 minutes, followed by another 16 hours at 40 °C. An additional 10% of 1,1-bis(methylthio)-2-nitroethylene was added and the mixture was stirred at 60 °C for 8 hours. A solution of 2 M methylamine in methanol (1.2 mL, 2.4 mmol) was added and the mixture was stirred for 3 hours at room temperature. The mixture was diluted with ethyl acetate and washed with saturated aqueous sodium bicarbonate solution and saturated aqueous sodium chloride solution. The organic layer was dried over anhydrous sodium sulfate and concentrated under reduced pressure. The crude product obtained was purified by flash silica gel column chromatography (3-10% MeOH in DCM). Final purification with C₁₈-reverse phase prep HPLC gave Example **EL** (55 mg, 68%). ¹H NMR (CD₃OD): δ 8.97 (s, 1H), 7.81 (s, 1H), 7.16 (m, 10H), 6.66 (s, 1H), 5.20 (s, 2H), 4.54 (m, 2H), 4.17 (m, 2H), 3.80 (m, 1H), 3.35 (s, 3H), 3.23 (m, 1H), 3.00-2.80 (m, 9H), 2.63 (m, 3H), 1.60-1.43 (m, 6H), 1.33 (d, J=7.2 Hz, 6H). Mass Spectrum (*m/e*): (M+H)⁺ 806.3, (M-H)⁻ 804.1.

Preparation of Examples EM-EN

[0661]

Scheme 113



I. TMS-I/EtOH; II. KCN/DMSO; III. NaOH/H₂O/EtOH; IV. EDC/HOBt/TEA/THF;
 V.a. HCl/MeOH; b. H₂NSO₂NH₂

Compound 197

[0662] Compound 122 (460 mg, 1.5 mmol) was dissolved in anhydrous DCM. To the resulting solution was added EtOH (540 μ L, 9.28 mmol), followed by TMS-I (663 μ L, 4.6 mmol) dropwise. The mixture was stirred for 2 hours at room temperature. Additional TMS-I (200 μ L) was added and the mixture was stirred for 1 hour. The reaction mixture was concentrated under reduced pressure. The residue was dissolved in EtOH and concentrated under reduced pressure. The residue was again dissolved in another portion of EtOH. The resulting oil was dissolved in anhydrous DMSO (5 mL). KCN was added, and the resulting mixture was stirred at room temperature for 16 hours. The mixture was diluted with ethyl acetate and washed sequentially with saturated aqueous sodium bicarbonate solution and saturated aqueous sodium chloride solution. The organic layer was dried over anhydrous sodium sulfate and concentrated under reduced pressure. The residue was purified with flash silica gel column chromatography (EtOAc). The product (260 mg, 0.74 mmol) was dissolved in EtOH and stirred in an ice bath. NaOH (33 mg, 0.82 mmol) was dissolved in water and added to the EtOH solution in portions. The reaction mixture was acidified with 10% citric acid to a pH of 2-3 and extracted with EtOAc. The organic layer was dried over anhydrous sodium sulfate and concentrated under reduced pressure. The resulting Compound **197** (228 mg, 47%) was used in the next step without further purification.

Example EM

[0663] Compound **197** (228 mg, 0.7 mmol) was dissolved in anhydrous THF (5 mL). EDC (202 mg, 1.05 mmol) and HOBT (162 mg, 1.05 mmol) were added to the solution and the resulting mixture was stirred for 30 minutes. Compound **8** (214 mg, 0.7 mmol) was added to the reaction mixture along with anhydrous DMF (3 mL) and TEA (294 μ L, 2.11 mmol). The mixture was stirred for 90 minutes, then diluted with EtOAc and washed sequentially with saturated aqueous sodium bicarbonate solution and saturated aqueous sodium chloride solution. The organic layer was dried over anhydrous sodium sulfate and concentrated under reduced pressure. The residue was purified with flash silica gel column chromatography (0-10% MeOH in DCM). Final purification with C₁₈-reverse phase prep HPLC gave Example EM (291mg, 58%). ¹H NMR (CD₃OD): δ 8.97 (s, 1H), 7.83 (s, 1H), 7.17 (m, 10H), 5.22 (s, 2H), 4.53 (s, 2H), 4.23 (m, 1H), 4.06 (m, 1H), 3.77 (m, 1H), 3.27 (m, 1H), 2.96 (s, 3H), 2.72 (m, 4H), 2.37 (m, 2H), 1.88 (m, 2H), 1.52 (m, 4H), 1.38 (d, J=7.2 Hz, 6H). Mass Spectrum (*m/e*): (M+H)⁺ 716.2, (M-H)⁻ 713.9.

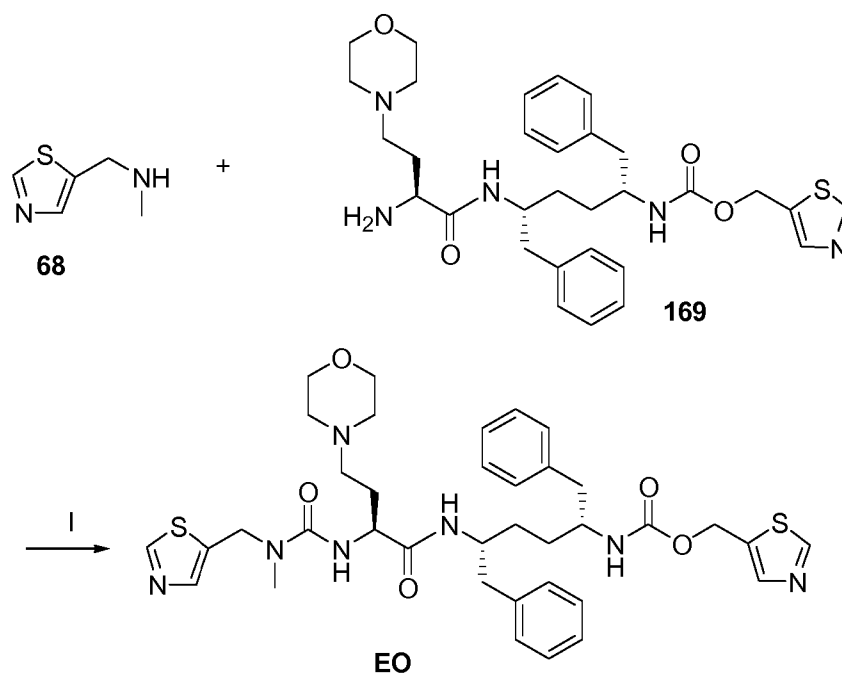
Example EN

[0664] Example **EM** (120 mg, 0.168 mmol) was dissolved in anhydrous MeOH (5 mL) and concentrated under reduced pressure. This process was repeated twice with fresh portions of MeOH. The residue was dissolved in MeOH (5 mL) and stirred in an ice bath under nitrogen gas. HCl gas was bubbled into the MeOH solution for 5-10 minutes to saturate the solution. The reaction vessel was sealed and the reaction mixture was stirred at 0 °C for 8 hours. The reaction mixture was then concentrated under reduced pressure at room temperature. The residue was dissolved in EtOAc and washed twice with 10% aqueous sodium carbonate solution, followed by saturated aqueous sodium chloride solution. The organic layer was dried over anhydrous sodium sulfate and concentrated under reduced pressure. The residue was dissolved in 2-methoxy ethanol (5 mL). Sulfamide (161 mg, 1.68 mmol) was added to the solution, which was stirred at 80 °C for 8 hours and then at room temperature for 16 hours. The reaction mixture was concentrated under reduced pressure. The residue was dissolved in EtOAc and washed with saturated aqueous sodium bicarbonate solution, followed by saturated aqueous sodium chloride solution. The organic layer was dried over anhydrous sodium sulfate and concentrated under reduced pressure. The crude material was purified with flash silica gel column chromatography (0-10% MeOH in DCM). Final purification with C₁₈-reverse phase prep HPLC gave Example EN (16 mg, 12%). ¹H NMR (CD₃OD): δ 8.98 (s, 1H), 7.83 (s, 1H), 7.67 (m, 1H), 7.16 (m, 10H), 6.82 (m, 1H), 5.21 (s, 2H), 4.53 (m, 2H), 4.15 (m, 2H), 3.77 (m, 1H), 3.28 (m, 1H), 2.96 (s, 3H), 2.68 (m, 4H), 2.21 (m, 2H), 1.88 (m, 2H), 1.45 (m, 4H), 1.35 (d, J=7.2 Hz, 6H). Mass Spectrum (*m/e*): (M+H)⁺ 812.1, (M-H)⁻ 810.0.

Preparation of Example EO

[0665]

Scheme 114



I. a. compd **169**/CDI/DIPEA; b. compd **68**

Compound 68

[0666] Compound **68** was synthesized following the procedure described in WO2008/010921 A2.

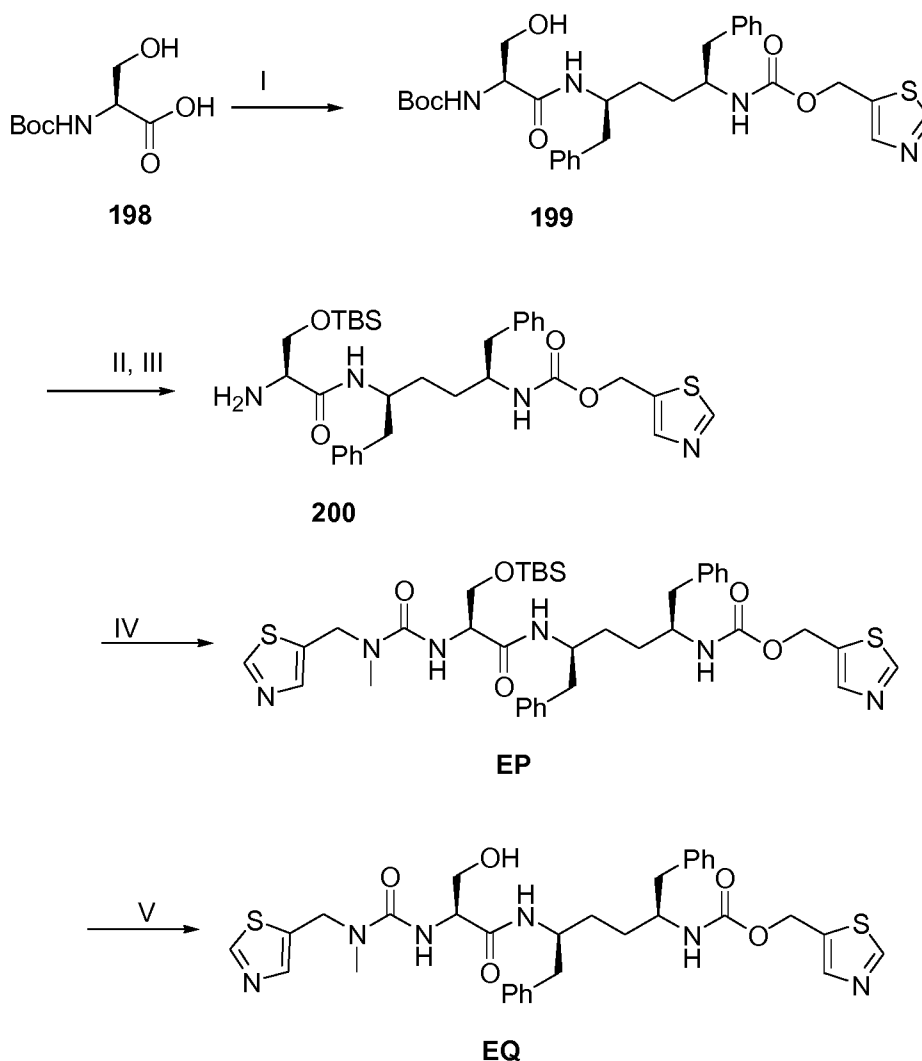
Example EO

[0667] Example **EO** (39 mg) was prepared following the procedure used to prepare Example **DM(a)**, except that Compounds **68** and **169** were used instead of Compounds **140a** and **9**. ¹H NMR (CD₃OD): δ 8.98 (s, 1H), 8.93 (s, 1H), 7.82 (s, 2H), 7.19 (m, 10H), 5.21 (s, 2H), 4.60 (m, 2H), 4.20 (m, 1H), 4.10 (m, 1H), 3.77 (m, 1H), 3.64 (m, 4H), 2.93 (s, 3H), 2.74 (m, 4H), 2.38-2.28 (m, 6H), 1.84-1.70 (m, 2H), 1.50 (m, 4H). Mass Spectrum (*m/e*): (M+H)⁺ 734.3, (M-H)⁻ 731.9

Preparation of Example EP-EQ

[0668]

Scheme 115



I. compd **46**/EDC/HOBt/DIPEA; II. HCl/dioxane; III. TBSCl/pyridine;
 IV. a. CDI/DIPEA; b. compd **68**; V. HCl/dioxane

Compound 198

[0669] Compound **198** was obtained from Aldrich.

Compound 199

[0670] Compound **198** (205 mg, 1 mmol) was mixed with Compound **46** (446 mg, 1 mmol) and HOBt (230 mg, 1.5 mmol) in anhydrous DMF (5 mL). EDC (230 mg, 1.2 mmol) was then added. The resulting mixture was stirred for 30 minutes. DIPEA (348 μ L, 2 mmol) was added. The mixture was stirred for 2 hours, then diluted with EtOAc, washed sequentially with saturated aqueous sodium bicarbonate solution and saturated aqueous sodium chloride solution. The organic layer was dried over anhydrous sodium sulfate and concentrated under reduced pressure. The crude material was purified with flash silica gel column chromatography (0-100% EtOAc in DCM) to give Compound **199** (345 mg, 58%).

Compound 200

[0671] Compound **199** (345 mg, 0.58 mmol) was dissolved in a small amount of MeOH. A solution of 4 N HCl in dioxane (5 mL) was added. The resulting mixture was stirred for 1 hour and concentrated under reduced pressure. The residue was dissolved in EtOAc and washed sequentially with saturated aqueous sodium bicarbonate solution and saturated

aqueous sodium chloride solution. The organic layer was dried over anhydrous sodium sulfate and concentrated under reduced pressure. The residue was dissolved in anhydrous DCM (10 mL). Pyridine (163 μ L, 2 mmol) and t-butylidimethylsilyl chloride (166 mg, 1.1 mmol) were added. The resulting mixture was stirred for 15 hours. More pyridine (163 μ L) and TBS-Cl (60 mg) were added. The resulting mixture was stirred for another 24 hours. The mixture was concentrated under reduced pressure. The residue was dissolved in EtOAc and washed sequentially with saturated aqueous sodium bicarbonate solution and saturated aqueous sodium chloride solution. The organic layer was dried over anhydrous sodium sulfate and concentrated under reduced pressure. The crude material was purified by flash silica gel column chromatography (0-5% MeOH in DCM) to give Compound **200** (248 mg, 69%).

Example EP

[0672] Example **EP** was prepared following the procedure used to prepare Example **DM(a)**, except that Compounds **200** and **68** were used instead of Compounds **140a** and **9**.

Example EQ

[0673] To Example **EP** was added 4 N HCl in dioxane (4 mL). The mixture was stirred for 1 hour and the solvent was evaporated. The residue was diluted with EtOAc, and washed sequentially with saturated aqueous sodium carbonate, water, and brine. The organic layer was dried over Na₂SO₄, then concentrated. The residue was purified by flash column chromatography (10% iPrOH in DCM) to give Example EQ (35 mg). ¹H NMR (CD₃OD): δ 8.97 (s, 1H), 8.89 (s, 1H), 7.81 (s, 2H), 7.70 (m, 1H), 7.19 (m, 10H), 6.92 (m, 1H), 5.20 (s, 2H), 4.73 (m, 2H), 4.22 (m, 1H), 4.13 (m, 1H), 3.78 (m, 1H), 3.56 (d, J=5.4Hz, 2H), 3.31 (m, 1H), 2.94 (s, 3H), 2.67 (m, 4H), 1.45 (m, 4H). Mass Spectrum (*m/e*): (M+H)⁺ 651.2, (M-H)⁻ 648.8.

IC₅₀ Determinations for Human Liver Cytochrome P450

Materials and General Methods

[0674] Pooled (n \geq 15 donors) human hepatic microsomal fraction was obtained from BD-Gentest (Woburn, MA) who also supplied hydroxy-terfenadine, 4'-hydroxydiclofenac and NADPH regenerating system. Ritonavir was prepared from commercial Norvir[®] oral solution (Abbott Laboratories, Abbott Park, IL). Other reagents were from Sigma-Aldrich (St. Louis, MO) and included terfenadine, fexofenadine, BRL 15572, diclofenac and mefenamic acid.

[0675] Incubations were performed in duplicate in 50 mM potassium phosphate buffer, pH 7.4 with NADPH regenerating system used as described by the manufacturer. The final microsomal protein concentrations had previously been determined to be within the linear range for activity and resulted in less than 20% consumption of substrate over the course of the incubation. The final substrate concentrations used were equal to the apparent K_m values for the activities determined under the same conditions. Inhibitors were dissolved in DMSO, and the final concentration of DMSO, from both substrate and inhibitor vehicles, was 1% (v/v). Incubations were performed at 37°C with shaking and were initiated by addition of substrate. Aliquots were then removed at 0, 7 and 15 minutes. Samples were quenched by treatment with an acetonitrile, formic acid, water (94.8%/0.2%/5%, v/v/v) mixture containing internal standard. Precipitated protein was removed by centrifugation at 3000 rpm for 10 min and aliquots of the supernatant were then subjected to LC-MS analysis.

[0676] The LC-MS system consisted of a Waters Acquity UPLC, with a binary solvent manager and a refrigerated (8°C) sample organizer and sample manager, interfaced to a Micromass Quattro Premier tandem mass spectrometer operating in electrospray ionization mode. The column was a Waters Acquity UPLC BEH C₁₈ 2.1 x 50 mm, 1.7 μ m pore size. Mobile phases consisted of mixtures of acetonitrile, formic acid and water, the composition for mobile phase A being 1%/0.2%/98.8% (v/v/v) and that for mobile phase B being 94.8%/0.2%/5% (v/v/v). The injection volumes were 5 μ L and the flow rate was 0.8 mL/min. Concentrations of metabolites were determined by reference to standard curves generated with authentic analytes under the same conditions as the incubations.

[0677] IC₅₀ values (the concentration of inhibitor reducing CYP3A activity by 50%) were calculated by non-linear regression using GraphPad Prism 4.0 software and a sigmoidal model.

CYP3A Inhibition Assay

[0678] The potencies of the compounds as inhibitors of human hepatic cytochromes P450 of the CYP3A subfamily (particularly CYP3A4) were assessed using terfenadine oxidase, a well-characterized CYP3A-selective activity described in Ling, K.-H.J., et al Drug Metab. Dispos. 23, 631-636, (1995) and Jurima-Romet, et al Drug Metab. Dispos. 22, 849-857, (1994). The final concentrations of microsomal protein and terfenadine substrate were 0.25 mg/mL and 3 μ M, respectively. Metabolic reactions were terminated by treatment with seven volumes of quench solution containing 0.1 μ M BRL 15572

as internal standard. A further 8 volumes of water were added before centrifugation and aliquots of the supernatant were removed for analysis.

[0679] For LC-MS analysis chromatographic elution was achieved by a series of linear gradients starting at 20% B and holding for 0.1 minutes, then increasing to 80% B over 1.5 minutes, holding for 0.4 minutes and then returning to the starting conditions for 0.05 min. The system was allowed to re-equilibrate for at least 0.25 minutes prior to the next injection. The mass spectrometer was operated in positive ion mode and the following precursor ([M+H]⁺)/product ion pairs were monitored and quantified using MassLynx 4.0 (SP4, 525) software: hydroxy-terfenadine 488.7/452.4, fexofenadine 502.7/466.4 and BRL 15572 407.5/209.1. Terfenadine oxidase activity was determined from the sum of hydroxy-terfenadine and carboxy-terfenadine (fexofenadine) metabolites.

CYP2C9 Inhibition Assay

[0680] The potencies of the compounds as inhibitors of human hepatic CYP2C9 were assessed using diclofenac 4'-hydroxylase, an activity specific for this enzyme, as described in Leeman, T., et al Life Sci. 52, 29-34, (1992). The final concentrations of microsomal protein and diclofenac substrate were 0.08 mg/mL and 4 μ M, respectively. Metabolic reactions were terminated by treatment with three volumes of quench solution containing 1 μ M mefenamic acid as internal standard. After centrifugation a further 4 volumes of water were added. Aliquots of the supernatant were then subjected to LC-MS analysis.

[0681] For LC-MS analysis chromatographic elution was achieved by a series of linear gradients starting at 20% B and holding for 0.3 minutes, then increasing to 99% B over 1.2 minutes, holding for 0.5 minutes and then returning to the starting conditions for 0.25 min. The system was allowed to re-equilibrate for at least 0.25 minutes prior to the next injection. The mass spectrometer was operated in negative ion mode and the following precursor ([M-H]⁻)/product ion pairs were monitored and quantified: 4'-hydroxy-diclofenac 312.4/294.2 and mefenamic acid 242.4/224.2.

Biological Assays Used for the Characterization of HIV Protease Inhibitors

HIV-1 Protease Enzyme Assay (K_i)

[0682] The assay is based on the fluorimetric detection of synthetic hexapeptide substrate cleavage by HIV-1 protease in a defined reaction buffer as initially described by M.V. Toth and G.R.Marshall, Int. J.Peptide Protein Res. 36, 544 (1990) (herein incorporated by reference in its entirety for all purposes).

[0683] The assay employed (2-aminobenzoyl)Thr-Ile-Nle-(p-nitro)Phe-Gln-Arg as the substrate and recombinant HIV-1 protease expressed in E.Coli as the enzyme. Both of the reagents were supplied by Bachem California, Inc. (Torrance, CA; Cat. no. H-2992). The buffer for this reaction was 100 mM ammonium acetate, pH 5.3, 1 M sodium chloride, 1 mM ethylenediaminetetraacetic acid, 1 mM dithiothreitol, and 10% dimethylsulfoxide.

[0684] To determine the inhibition constant K_i , a series of solutions were prepared containing identical amount of the enzyme (1 to 2.5 nM) and the inhibitor to be tested at different concentrations in the reaction buffer. The solutions were subsequently transferred into a white 96-well plate (190 μ l each) and preincubated for 15 min at 37 °C. The substrate was solubilized in 100% dimethylsulfoxide at a concentration of 800 μ M and 10 μ l of 800 μ M substrate was added into each well to reach a final substrate concentration of 40 μ M. The real-time reaction kinetics was measured at 37 °C using a Gemini 96-well plate fluorimeter (Molecular Devices, Sunnyvale, CA) at λ (Ex) = 330 nm and λ (Em) = 420 nm. Initial velocities of the reactions with different inhibitor concentrations were determined and the K_i value (in picomolar concentration units) was calculated by using EnzFitter program (Biosoft, Cambridge, U.K.) according to an algorithm for tight-binding competitive inhibition described by Ermolieff J., Lin X., and Tang J., Biochemistry 36, 12364 (1997).

HIV-1 Protease Enzyme Assay (IC₅₀)

[0685] As for the K_i assay, above, the IC₅₀ assay is based on the fluorimetric detection of synthetic hexapeptide substrate cleavage by HIV-1 protease in a defined reaction buffer as initially described by M.V. Toth and G.R.Marshall, Int. J. Peptide Protein Res. 36, 544 (1990).

[0686] The assay employed (2-aminobenzoyl)Thr-Ile-Nle-(p-nitro)Phe-Gln-Arg as the substrate and recombinant HIV-1 protease expressed in E.Coli as the enzyme. Both of the reagents were supplied by Bachem California, Inc. (Torrance, CA; Cat. nos. H-2992 and H-9040, respectively). The buffer for this reaction was 100 mM ammonium acetate, pH 5.5, 1 M sodium chloride, 1 mM ethylenediaminetetraacetic acid, and 1 mM dithiothreitol, and 10% dimethylsulfoxide.

[0687] To determine the IC₅₀ value, 170 μ L of reaction buffer was transferred into the wells of a white 96-well microtiter plate. A series of 3-fold dilutions in DMSO of the inhibitor to be tested was prepared, and 10 μ L of the resulting dilutions was transferred into the wells of the microtiter plate. 10 μ L of a 20-50 nM enzyme stock solution in reaction buffer was added to each well of the 96-well plate to provide a final enzyme concentration of 1-2.5 nM. The plates were then

preincubated for 10 minutes at 37°C. The substrate was solubilized in 100% dimethylsulfoxide at a concentration of 400 μ M and 10 μ l of the 400 μ M substrate was added into each well to reach a final substrate concentration of 20 μ M. The real-time reaction kinetics were measured using a Gemini 96-well plate fluorimeter (Molecular Devices, Sunnyvale, CA) at $\lambda(\text{Ex}) = 330$ nm and $\lambda(\text{Em}) = 420$ nm. Initial velocities of the reactions with different inhibitor concentrations were determined and the IC_{50} value (in nanomolar concentration units) was calculated by using GraphPad Prism™ software to fit nonlinear regression curves.

Anti-HIV-1 Cell Culture Assay (EC_{50})

[0688] The assay is based on quantification of the HIV-1-associated cytopathic effect by a colorimetric detection of the viability of virus-infected cells in the presence or absence of tested inhibitors. HIV-1-induced cell death was determined using a metabolic substrate 2,3-bis(2-methoxy-4-nitro-5-sulfophenyl)-2H-tetrazolium-5-carboxanilide (XTT) which is converted only by intact cells into a product with specific absorption characteristics as described by Weislow OS, Kiser R, Fine DL, Bader J, Shoemaker RH and Boyd MR, J. Natl. Cancer Inst. 81, 577 (1989) (herein incorporated by reference in its entirety for all purposes).

[0689] MT2 cells (NIH AIDS reagent program, Cat # 237) maintained in RPMI-1640 medium supplemented with 5% fetal bovine serum and antibiotics were infected with the wild-type HIV-1 strain IIIB (Advanced Biotechnologies, Columbia, MD) for 3 hours at 37 °C using the virus inoculum corresponding to a multiplicity of infection equal to 0.01. The infected cells in culture media were distributed into a 96-well plate (20,000 cells in 100 μ l/well), and incubated in the presence of a set of solutions containing 5-fold serial dilutions of the tested inhibitor (100 μ l/well) for 5 days at 37 °C. Samples with untreated infected and untreated mock-infected control cells were also distributed to the 96-well plate and incubated under the same conditions.

[0690] To determine the antiviral activity of the tested inhibitors, a substrate XTT solution (6 mL per assay plate) at a concentration of 2 mg/mL in a phosphate-buffered saline pH 7.4 was heated in water-bath for 5 min at 55 °C before 50 μ l of N-methylphenazonium methasulfate (5 μ g/mL) was added per 6 mL of XTT solution. After removing 100 μ l media from each well on the assay plate, 100 μ l of the XTT substrate solution was added to each well. The cells and the XTT solution were incubated at 37 °C for 45 to 60 min in a CO₂ incubator. To inactivate the virus, 20 μ l of 2% Triton X-100 was added to each well. Viability, as determined by the amount of XTT metabolites produced, was quantified spectrophotometrically by the absorbance at 450 nm (with subtraction of the background absorbance at 650 nm). Data from the assay was expressed as the percentage absorbance relative to untreated control and the fifty percent effective concentration (EC_{50}) was calculated as the concentration of compound that effected an increase in the percentage of XTT metabolite production in infected, compound treated cells to 50% of that produced by uninfected, compound-free cells.

Anti-HIV-1 Cell Culture Assay (EC_{50}) in presence of 40% Human Serum or Human Serum Proteins

[0691] This assay is almost identical to the Anti-HIV-1 Cell Culture Assay described above, except that the infection was made in the presence or absence of 40% human serum (Type AB Male Cambrex 14-498E) or human serum proteins (Human α -acid Glycoprotein, Sigma G-9885; Human Serum Albumin, Sigma A1653, 96-99%) at physiological concentration. The HIV-1-induced cell death was determined as described above, except that the infected cells distributed in the 96-well plate were incubated in 80% Human Serum (2X concentration) or in 2 mg/mL Human α -acid Glycoprotein + 70 mg/mL HSA (2X concentration) rather than in culture media.

Cytotoxicity Cell Culture Assay (CC_{50})

[0692] The assay is based on the evaluation of cytotoxic effect of tested compounds using a metabolic substrate 2,3-bis(2-methoxy-4-nitro-5-sulfophenyl)-2H-tetrazolium-5-carboxanilide (XTT) as described by Weislow OS, Kiser R, Fine DL, Bader J, Shoemaker RH and Boyd MR, J. Natl. Cancer Inst. 81, 577 (1989). This assay is almost identical to the previous assay described (Anti-HIV-1 Cell Culture Assay), except that the cells were not infected. The compound induced cell death (or growth reduction) was determined as previously described.

[0693] MT-2 cells maintained in RPMI-1640 medium supplemented with 5% fetal bovine serum and antibiotics were distributed into a 96-well plate (20,000 cells in 100 μ l/well) and incubated in the presence or absence of 5-fold serial dilutions of the tested inhibitor (100 μ l/well) for 5 days at 37 °C. Controls included untreated infected cells and infected cells protected by 1 μ M of P4405 (Podophyllotoxin, Sigma Cat # P4405).

[0694] To determine cytotoxicity, an XTT solution (6 mL per assay plate) at a concentration of 2 mg/mL in phosphate-buffered saline pH 7.4 was heated in the dark in a water-bath for 5 min at 55 °C before 50 μ l of N-methylphenazonium methasulfate (5 μ g/mL) was added per 6 mL of XTT solution. After removing 100 μ L media from each well on the assay plate, 100 μ L of the XTT substrate solution was added to each well. The cells and the XTT solution were incubated at

37 °C for 45 to 60 min in a CO₂ incubator. To inactivate the virus, 20 µl of 2% Triton X-100 was added to each well. Viability, as determined by the amount of XTT metabolites produced, is quantified spectrophotometrically by the absorbance at 450 nm (with subtraction of the background absorbance at 650 nm). Data from the assay is expressed as the percentage absorbance relative to untreated control, and the fifty percent cytotoxicity concentration (EC₅₀) was calculated as the concentration of compound that effected an increase in the percentage of cell growth in compound treated cells to 50% of the cell growth provided by uninfected, compound-free cells.

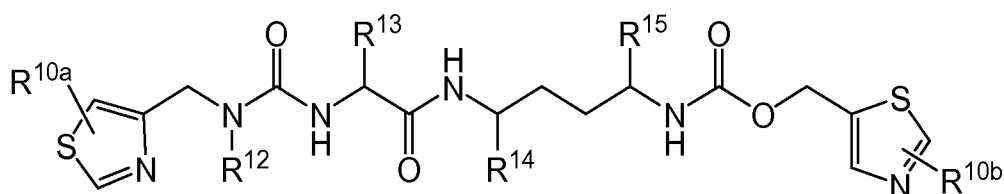
[0695] Experimental data based on representative Examples **A-EQ** demonstrate that the compounds of Formula (IV) of the present invention can have a CYP450 3A4 inhibition activity in a range represented by an IC₅₀ from about 100 nM to about 4700 nM, and a CYP450 2C9 inhibition activity in a range represented by an IC₅₀ from about 100 nM to about 10,000 nM.

[0696] Experimental data based on representative Examples **A-EQ** demonstrate that the compounds of Formula (IV) of the present invention can have a protease inhibition activity in a range represented by HIV EC₅₀ from about 140 nM to greater than about 30000 nM.

[0697] Experimental data based on representative Examples **P, S, and T** have a CYP450 3A4 inhibition activity in a range represented by an IC₅₀ from about 80-150 nM, a CYP450 2C9 inhibition activity in a range represented by an IC₅₀ from about 1000-10,000 nM, and a protease inhibition activity in a range represented by HIV EC₅₀ greater than about 30,000 nM.

Claims

1. A pharmaceutical composition comprising a compound of formula IIB:



Formula IIB

or a pharmaceutically acceptable salt, solvate, stereoisomer and/or ester thereof, wherein:

R^{10a} and R^{10b} are each independently H or -C₁₋₄ alkyl;

R¹² is H or -CH₃;

R¹³ is -(CH₂)₀₋₃CR¹⁷R¹⁸NR²⁰R²¹, -(CH₂)₀₋₃CR¹⁷R¹⁸NR¹⁷C(O)NR²⁰R²¹, -(CH₂)₁₋₃C(O)R²², -(CH₂)₁₋₃S(O)₂R²² or -(CH₂)₁₋₃-R²³;

R¹⁴ and R¹⁵ are each independently H, -C₁₋₄ alkyl or arylalkyl;

R¹⁷ and R¹⁸ are each independently H or -C₁₋₃ alkyl;

R¹⁹ is H, -C₁₋₄ alkyl or arylalkyl;

R²⁰ and R²¹ are each independently H, -C₁₋₃ alkyl, -C(O)R¹⁷ or -S(O)₂R¹⁷; or

R²⁰ and R²¹, taken together with the nitrogen atom to which they are attached, form an unsubstituted or substituted 5-6 membered heterocyclyl ring containing 1-2 heteroatoms selected from the group consisting of N and O;

R²² is H, -C₁₋₃alkyl, -OR¹⁹ or -NR²⁰R²¹; and

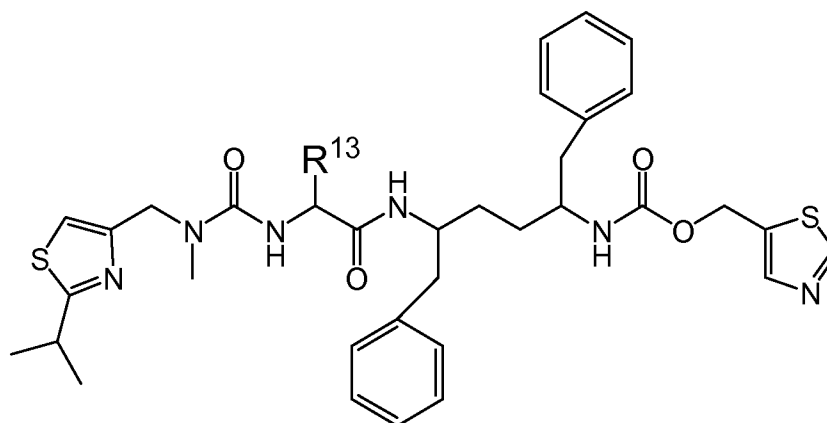
R²³ is an unsubstituted or substituted 5-6 membered heterocyclyl ring containing 1-2 heteroatoms selected from the group consisting of N and O;

wherein said unsubstituted or substituted 5-6 membered heterocyclyl ring formed by R²⁰ and R²¹ and said unsubstituted or substituted 5-6 membered heterocyclyl ring of R²³ are each independently unsubstituted or substituted with a C₁₋₂ alkyl, a pharmaceutically acceptable carrier or excipient and darunavir or a pharmaceutically acceptable salt, solvate, and/or ester thereof.

2. The pharmaceutical composition of claim 1 comprising a compound of formula IIB, or a pharmaceutically acceptable salt, solvate, stereoisomer and/or ester thereof, wherein R¹³ is -(CH₂)₀₋₃CR¹⁷R¹⁸NR²⁰R²¹,

$-(\text{CH}_2)_{0-3}\text{CR}^{17}\text{R}^{18}\text{NR}^{17}\text{C}(\text{O})\text{NR}^{20}\text{R}^{21}$ or $-(\text{CH}_2)_{1-3}\text{-R}^{23}$.

3. The pharmaceutical composition of claim 2, comprising a compound of formula IIB, or a pharmaceutically acceptable salt, solvate, stereoisomer and/or ester thereof, wherein R^{13} is $-(\text{CH}_2)_{0-3}\text{CR}^{17}\text{R}^{18}\text{NR}^{17}\text{C}(\text{O})\text{-NR}^{20}\text{R}^{21}$ or $-(\text{CH}_2)_{0-3}\text{CR}^{17}\text{R}^{18}\text{NR}^{17}\text{C}(\text{O})\text{-NR}^{20}\text{R}^{21}$.
4. The pharmaceutical composition of claim 1, wherein the compound of formula IIB is a compound of formula IIC:

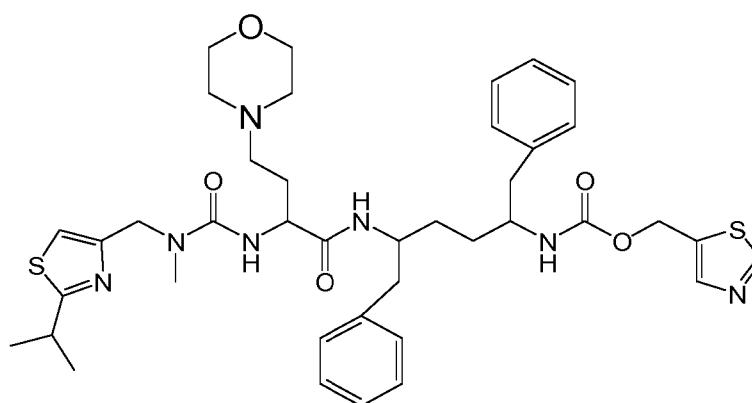


Formula IIC

or a pharmaceutically acceptable salt, solvate, stereoisomer and/or ester thereof, wherein:

R^{13} is $-(\text{CH}_2)_{0-3}\text{CR}^{17}\text{R}^{18}\text{NR}^{20}\text{R}^{21}$, $-(\text{CH}_2)_{0-3}\text{CR}^{17}\text{R}^{18}\text{NR}^{17}\text{C}(\text{O})\text{NR}^{20}\text{R}^{21}$, $-(\text{CH}_2)_{1-3}\text{C}(\text{O})\text{R}^{22}$ or $-(\text{CH}_2)_{1-3}\text{-R}^{23}$; R^{17} and R^{18} are each independently H or C_{1-3} alkyl; R^{19} is H, $-\text{C}_{1-4}$ alkyl or arylalkyl; R^{20} and R^{21} are each independently H, $-\text{C}_{1-3}$ alkyl, $-\text{C}(\text{O})\text{R}^{17}$ or $-\text{S}(\text{O})_2\text{R}^{17}$; or R^{20} and R^{21} , taken together with the nitrogen atom to which they are attached, form a 5-6 membered heterocycl ring containing 1-2 heteroatoms selected from the group consisting of N and O; R^{22} is H, $-\text{C}_{1-3}$ alkyl, $-\text{OR}^{19}$ or $-\text{NR}^{20}\text{R}^{21}$; and R^{23} is an unsubstituted or substituted 5-6 membered heterocycl ring containing 1-2 heteroatoms selected from the group consisting of N and O.

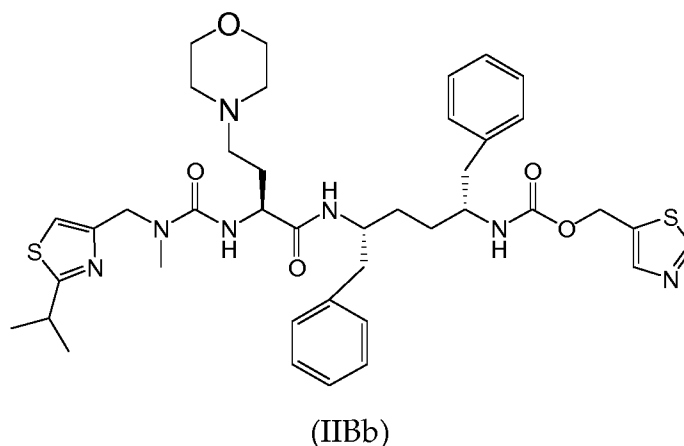
5. The pharmaceutical composition of claim 1, wherein the compound of formula IIB is the compound of formula IIBa



(IIBa)

or a pharmaceutically acceptable salt, solvate, and/or ester thereof.

6. The pharmaceutical composition of claim 5, wherein the compound of formula IIB is the compound of formula IIBb



or a pharmaceutically acceptable salt, solvate, and/or ester thereof.

7. The pharmaceutical composition of claim 6, comprising a combination selected from:

the compound of formula IIBb/tenofovir disoproxil fumarate/darunavir,
the compound of formula IIBb/GS-9131/darunavir,
the compound of formula IIBb/emtricitabine/darunavir,
the compound of formula IIBb/elvitegravir/darunavir,
the compound of formula IIBb/efavirenz/darunavir,
the compound of formula IIBb/atazanavir/darunavir,
the compound of formula IIBb/darunavir/raltegravir, and
the compound of formula IIBb/darunavir/rilpivirine.

8. The pharmaceutical composition of claim 7, comprising the combination of the combination of the compound of formula IIBb/tenofovir disoproxil fumarate/darunavir.

9. The pharmaceutical composition of claim 6, comprising a combination selected from:

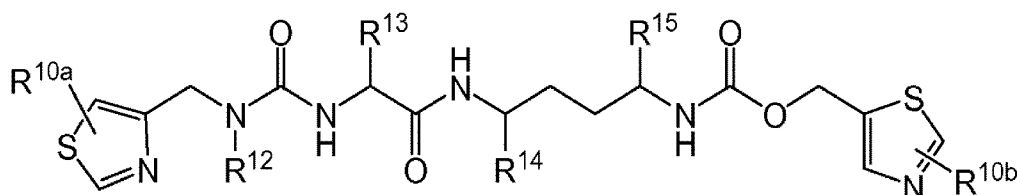
the compound of formula IIBb/tenofovir disoproxil fumarate/GS-9131/darunavir,
the compound of formula IIBb/tenofovir disoproxil fumarate/emtricitabine/ darunavir,
the compound of formula IIBb/tenofovir disoproxil fumarate/elvitegravir/darunavir,
the compound of formula IIBb/tenofovir disoproxil fumarate/efavirenz/darunavir,
the compound of formula IIBb/tenofovir disoproxil fumarate/atazanavir/darunavir,
the compound of formula IIBb/tenofovir disoproxil fumarate/darunavir/raltegravir,
the compound of formula IIBb/tenofovir disoproxil fumarate/darunavir/rilpivirine,
the compound of formula IIBb/GS-9131/emtricitabine/darunavir,
the compound of formula IIBb/GS-9131/elvitegravir/darunavir,
the compound of formula IIBb/GS-9131/efavirenz/darunavir,
the compound of formula IIBb/GS-9131/atazanavir/darunavir,
the compound of formula IIBb/GS-9131/darunavir/raltegravir,
the compound of formula IIBb/GS-9131/darunavir/rilpivirine,
the compound of formula IIBb/emtricitabine/elvitegravir/darunavir,
the compound of formula IIBb/emtricitabine/efavirenz/darunavir,
the compound of formula IIBb/emtricitabine/atazanavir/darunavir,
the compound of formula IIBb/emtricitabine/darunavir/raltegravir,
the compound of formula IIBb/emtricitabine/darunavir/rilpivirine,
the compound of formula IIBb/elvitegravir/efavirenz/darunavir,
the compound of formula IIBb/elvitegravir/atazanavir/darunavir,
the compound of formula IIBb/elvitegravir/darunavir/raltegravir,
the compound of formula IIBb/elvitegravir/darunavir/rilpivirine,
the compound of formula IIBb/efavirenz/atazanavir/darunavir,

the compound of formula IIBb/efavirenz/darunavir/raltegravir,
 the compound of formula IIBb/efavirenz/darunavir/rilpivirine,
 the compound of formula IIBb/atazanavir/darunavir/raltegravir,
 the compound of formula IIBb/atazanavir/darunavir/rilpivirine, and
 the compound of formula IIBb/darunavir/raltegravir/rilpivirine.

10. The pharmaceutical composition of claim 9, comprising the combination of the compound of formula IIBb/tenofovir disoproxil fumarate/emtricitabine/darunavir.

Patentansprüche

1. Pharmazeutische Zusammensetzung, umfassend Verbindung der Formel IIB:



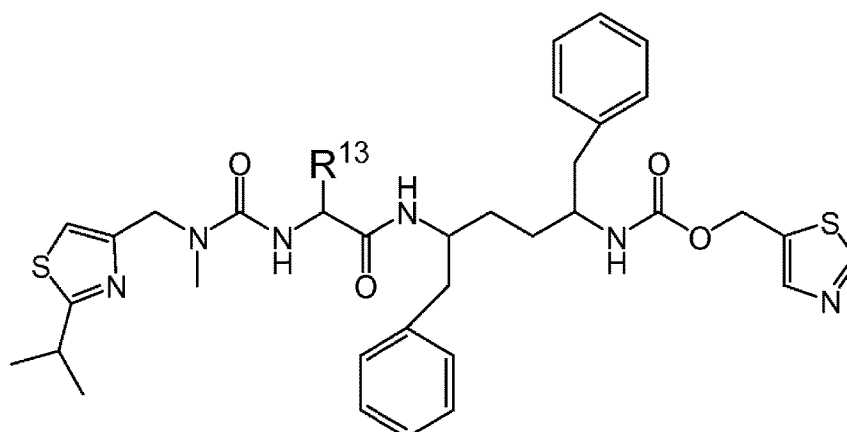
Formel IIB

oder ein pharmazeutisch unbedenkliches Salz, ein pharmazeutisch unbedenkliches Solvat, ein pharmazeutisch unbedenkliches Stereoisomer und/oder einen pharmazeutisch unbedenklichen Ester davon, wobei:

R^{10a} und R^{10b} jeweils unabhängig voneinander für H oder -C₁₋₄-Alkyl stehen;
 R¹² für H oder -CH₃ steht;
 R¹³ für -(CH₂)₀₋₃CR¹⁷R¹⁸NR²⁰R²¹, -(CH₂)₀₋₃CR¹⁷R¹⁸NR¹⁷C(O)NR²⁰R²¹, - (CH₂)₁₋₃C(O)R²²,
 -(CH₂)₁₋₃S(O)₂R²² oder -(CH₂)₁₋₃-R²³ steht;
 R¹⁴ und R¹⁵ jeweils unabhängig voneinander für H, -C₁₋₄-Alkyl oder Arylalkyl stehen;
 R¹⁷ und R¹⁸ jeweils unabhängig voneinander für H oder -C₁₋₃-Alkyl stehen;
 R¹⁹ für H, -C₁₋₄-Alkyl oder Arylalkyl steht;
 R²⁰ und R²¹ jeweils unabhängig voneinander für H, -C₁₋₃-Alkyl, -C(O)R¹⁷ oder -S(O)₂R¹ stehen; oder
 R²⁰ und R²¹ zusammen mit dem Stickstoffatom, an das sie gebunden sind, einen unsubstituierten oder substituierten 5- bis 6-gliedrigen Heterocyclring mit 1-2 Heteroatomen aus der Gruppe bestehend aus N und O bilden;
 R²² für H, -C₁₋₃-Alkyl, -OR¹⁹ oder -NR²⁰R²¹ steht; und
 R²³ für einen unsubstituierten oder substituierten 5- bis 6-gliedrigen Heterocyclring mit 1-2 Heteroatomen aus der Gruppe bestehend aus N und O steht;

wobei der durch R²⁰ und R²¹ gebildete unsubstituierte oder substituierte 5- bis 6-gliedrige Heterocyclring und der unsubstituierte oder substituierte 5- bis 6-gliedrige Heterocyclring von R²³ jeweils unabhängig voneinander unsubstituiert oder durch ein C₁₋₂-Alkyl substituiert sind, einen pharmazeutisch unbedenklichen Träger oder Hilfsstoff und Darunavir oder ein pharmazeutisch unbedenkliches Salz, ein pharmazeutisch unbedenkliches Solvat und/oder einen pharmazeutisch unbedenklichen Ester davon.

2. Pharmazeutische Zusammensetzung nach Anspruch 1, die eine Verbindung der Formel IIB oder ein pharmazeutisch unbedenkliches Salz, ein pharmazeutisch unbedenkliches Solvat, ein pharmazeutisch unbedenkliches Stereoisomer und/oder einen pharmazeutisch unbedenklichen Ester davon umfasst, wobei R¹³ für -(CH₂)₀₋₃CR¹⁷R¹⁸NR²⁰R²¹, -(CH₂)₀₋₃CR¹⁷R¹⁸NR¹⁷C(O)NR²⁰R²¹ oder -(CH₂)₁₋₃-R²³ steht.
3. Pharmazeutische Zusammensetzung nach Anspruch 2, die eine Verbindung der Formel IIB oder ein pharmazeutisch unbedenkliches Salz, ein pharmazeutisch unbedenkliches Solvat, ein pharmazeutisch unbedenkliches Stereoisomer und/oder einen pharmazeutisch unbedenklichen Ester davon umfasst, wobei R¹³ für -(CH₂)₀₋₃CR¹⁷R¹⁸NR²⁰R²¹ oder -(CH₂)₀₋₃CR¹⁷R¹⁸NR¹⁷C(O)NR²⁰R²¹ steht.
4. Pharmazeutische Zusammensetzung nach Anspruch 1, wobei die Verbindung der Formel IIB eine Verbindung der Formel IIC:



Formel IIC

oder ein pharmazeutisch unbedenkliches Salz, ein pharmazeutisch unbedenkliches Solvat, ein pharmazeutisch unbedenkliches Stereoisomer und/oder ein pharmazeutisch unbedenklicher Ester davon ist, wobei:

R^{13} für $-(CH_2)_{0-3}CR^{17}R^{18}NR^{20}R^{21}$, $-(CH_2)_{0-3}CR^{17}R^{18}NR^{17}C(O)NR^{20}R^{21}$, $-(CH_2)_{1-3}C(O)R^{22}$ oder $-(CH_2)_{1-3}R^{23}$ oder steht;

R^{17} und R^{18} jeweils unabhängig voneinander für H oder $-C_{1-3}$ -Alkyl stehen;

R^{19} für, $-C_{1-4}$ -Alkyl oder Arylalkyl steht;

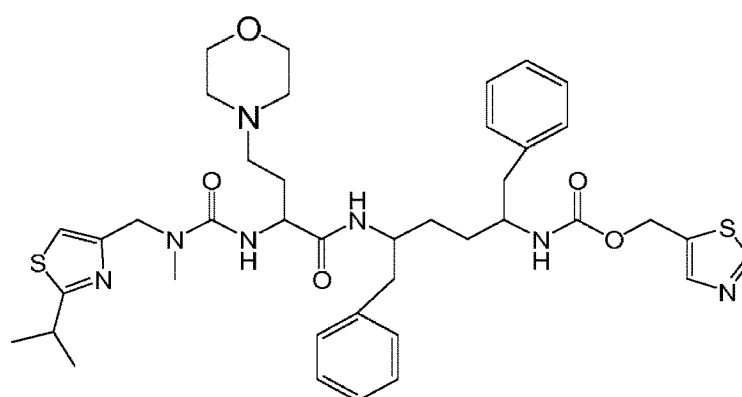
R^{20} und R^{21} jeweils unabhängig voneinander für H, $-C_{1-3}$ -Alkyl, $-C(O)R^{17}$ oder $-S(O)_2R^{17}$ stehen; oder

R^{20} und R^{21} zusammen mit dem Stickstoffatom, an das sie gebunden sind, einen 5- bis 6-gliedrigen Heterocyclring mit 1-2 Heteroatomen aus der Gruppe bestehend aus N und O bilden;

R^{22} für H, $-C_{1-3}$ -Alkyl, $-OR^{19}$ oder $-NR^{20}R^{21}$ steht; und

R^{23} für einen unsubstituierten oder substituierten 5- bis 6-gliedrigen Heterocyclring mit 1-2 Heteroatomen aus der Gruppe bestehend aus N und O steht.

5. Pharmazeutische Zusammensetzung nach Anspruch 1, wobei die Verbindung der Formel IIB die Verbindung der Formel IIBa



(IIBa)

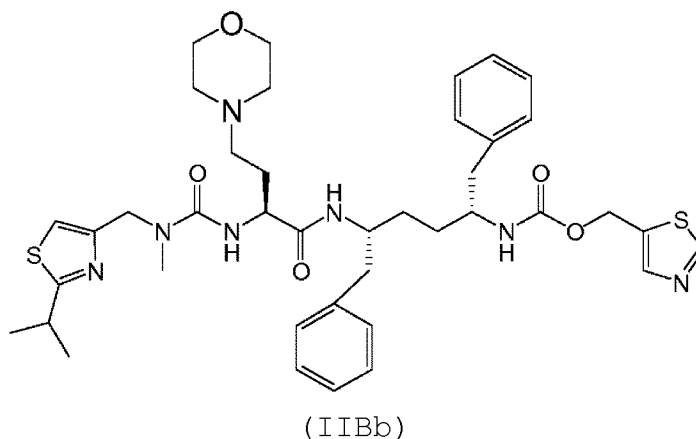
oder ein pharmazeutisch unbedenkliches Salz, Solvat und/oder Ester davon ist.

6. Pharmazeutische Zusammensetzung nach Anspruch 5, wobei die Verbindung der Formel IIB die Verbindung der Formel IIBb:

5

10

15



oder ein pharmazeutisch unbedenkliches Salz, Solvat und/oder Ester davon ist.

20

7. Pharmazeutische Zusammensetzung nach Anspruch 6, umfassend eine Kombination, die ausgewählt ist aus:

25

der Verbindung der Formel IIBb/Tenofovirdisproxilfumarat/Darunavir,
 der Verbindung der Formel IIBb/GS-9131/Darunavir,
 der Verbindung der Formel IIBb/Emtricitabin/Darunavir,
 der Verbindung der Formel IIBb/Elvitegravir/Darunavir,
 der Verbindung der Formel IIBb/Efavirenz/Darunavir,
 der Verbindung der Formel IIBb/Atazanavir/Darunavir,
 der Verbindung der Formel IIBb/Darunavir/Raltegravir und
 der Verbindung der Formel IIBb/Darunavir/Rilpivirin.

30

8. Pharmazeutische Zusammensetzung nach Anspruch 7, umfassend die Kombination der Kombination der Verbindung der Formel IIBb/Tenofovirdisproxilfumarat/Darunavir.

9. Pharmazeutische Zusammensetzung nach Anspruch 6, umfassend eine Kombination, die ausgewählt ist aus:

35

40

45

50

55

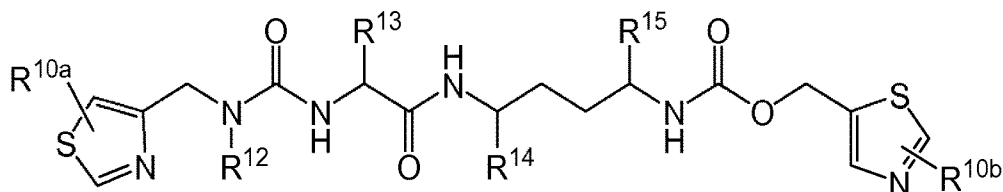
der Verbindung der Formel IIBb/Tenofovirdisproxilfumarat/GS-9131/Darunavir,
 der Verbindung der Formel IIBb/Tenofovirdisproxilfumarat/Emtricitabin/Darunavir,
 der Verbindung der Formel IIBb/Tenofovirdisproxilfumarat/Elvitegravir/Darunavir,
 der Verbindung der Formel IIBb/Tenofovirdisproxilfumarat/Efavirenz/Darunavir,
 der Verbindung der Formel IIBb/Tenofovirdisproxilfumarat/Atazanavir/Darunavir,
 der Verbindung der Formel IIBb/Tenofovirdisproxilfumarat/Darunavir/Raltegravir,
 der Verbindung der Formel IIBb/Tenofovirdisproxilfumarat/Darunavir/Rilpivirin,
 der Verbindung der Formel IIBb/GS-9131/Emtricitabin/Darunavir,
 der Verbindung der Formel IIBb/GS-9131/Elvitegravir/Darunavir,
 der Verbindung der Formel IIBb/GS-9131/Efavirenz/Darunavir,
 der Verbindung der Formel IIBb/GS-9131/Atazanavir/Darunavir,
 der Verbindung der Formel IIBb/GS-9131/Darunavir/Raltegravir,
 der Verbindung der Formel IIBb/GS-9131/Darunavir/Rilpivirin,
 der Verbindung der Formel IIBb/Emtricitabin/Elvitegravir/Darunavir,
 der Verbindung der Formel IIBb/Emtricitabin/Efavirenz/Darunavir,
 der Verbindung der Formel IIBb/Emtricitabin/Atazanavir/Darunavir,
 der Verbindung der Formel IIBb/Emtricitabin/Darunavir/Raltegravir,
 der Verbindung der Formel IIBb/Emtricitabin/Darunavir/Rilpivirin,
 der Verbindung der Formel IIBb/Elvitegravir/Efavirenz/Darunavir,
 der Verbindung der Formel IIBb/Elvitegravir/Atazanavir/Darunavir,
 der Verbindung der Formel IIBb/Elvitegravir/Darunavir/Raltegravir,
 der Verbindung der Formel IIBb/Elvitegravir/Darunavir/Rilpivirin,
 der Verbindung der Formel IIBb/Efavirenz/Atazanavir/Darunavir,
 der Verbindung der Formel IIBb/Efavirenz/Darunavir/Raltegravir,

der Verbindung der Formel IIBb/Efavirenz/Darunavir/Rilpivirin,
 der Verbindung der Formel IIBb/Atazanavir/Darunavir/Raltegravir,
 der Verbindung der Formel IIBb/Atazanavir/Darunavir/Rilpivirin und
 der Verbindung der Formel IIBb/Darunavir/Raltegravir/Rilpivirin.

10. Pharmazeutische Zusammensetzung nach Anspruch 9, umfassend die Kombination der Verbindung der Formel IIBb/Tenofovirdisoproxilfumarat/Emtricitabin/Darunavir.

Revendications

1. Composition pharmaceutique comprenant un composé de formule IIB :



Formule IIB

ou sel pharmaceutiquement acceptable, solvate, stéréoisomère et/ou ester de celui-ci, dans laquelle :

R^{10a} et R^{10b} sont chacun indépendamment H ou -alkyl en C₁₋₄ ;

R¹² est H ou -CH₃ ;

R¹³ est -(CH₂)₀₋₃CR¹⁷R¹⁸NR²⁰R²¹, -(CH₂)₀₋₃CR¹⁷R¹⁸NR¹⁷C(O)NR²⁰R²¹, -(CH₂)₁₋₃C(O)R²²,
 -(CH₂)₁₋₃S(O)₂R²² ou -(CH₂)₁₋₃-R²³ ;

R¹⁴ et R¹⁵ sont chacun indépendamment H, -alkyl en C₁₋₄, un groupe arylalkyle ;

R¹⁷ et R¹⁸ sont chacun indépendamment H ou -alkyl en C₁₋₃ ;

R¹⁹ est H, -alkyl en C₁₋₄ ou un groupe arylalkyle ;

R²⁰ et R²¹ sont chacun indépendamment H, -alkyl en C₁₋₃, -C(O)R¹⁷ ou -S(O)₂R¹⁷ ; ou R²⁰ et R²¹, pris conjointement avec l'atome d'azote auquel ils sont attachés, forment un cycle hétérocyclique à 5-6 chaînons non substitué ou substitué contenant 1-2 hétéroatomes choisis dans le groupe constitué par N et O ;

R²² est H, -alkyl en C₁₋₃, -OR¹⁹ ou -NR²⁰R²¹ ; et

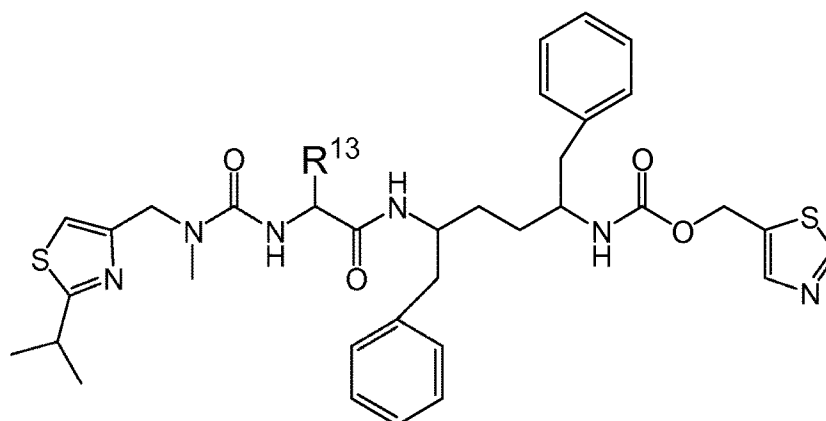
R²³ est un cycle hétérocyclique à 5-6 chaînons non substitué ou substitué contenant 1-2 hétéroatomes choisis dans le groupe constitué par N et O ;

dans lequel ledit cycle hétérocyclique à 5-6 chaînons non substitué ou substitué formé par R²⁰ et R²¹ et ledit cycle hétérocyclique à 5-6 chaînons non substitué ou substitué de R²³ sont chacun indépendamment non substitués ou substitués par un groupe alkyle en C₁₋₂ un véhicule ou excipient pharmaceutiquement acceptable et du darunavir ou un sel, produit de solvation et/ou ester pharmaceutiquement acceptable de celui-ci.

2. Composition pharmaceutique selon la revendication 1 comprenant un composé de formule IIB ou un sel pharmaceutiquement acceptable, solvate, stéréoisomère et/ou ester de celui-ci, dans laquelle R¹³ est -(CH₂)₀₋₃CR¹⁷R¹⁸NR²⁰R²¹, -(CH₂)₀₋₃CR¹⁷R¹⁸NR¹⁷C(O)NR²⁰R²¹ ou -(CH₂)₁₋₃-R²³.

3. Composition pharmaceutique selon la revendication 2 comprenant un composé de formule IIB ou un sel pharmaceutiquement acceptable, solvate, stéréoisomère et/ou ester de celui-ci, dans laquelle R¹³ est -(CH₂)₀₋₃CR¹⁷R¹⁸NR²⁰R²¹ ou -(CH₂)₀₋₃CR¹⁷R¹⁸NR¹⁷C(O)NR²⁰R²¹.

4. Composition pharmaceutique selon la revendication 1, dans laquelle le composé de formule IIB est un composé de formule IIC :

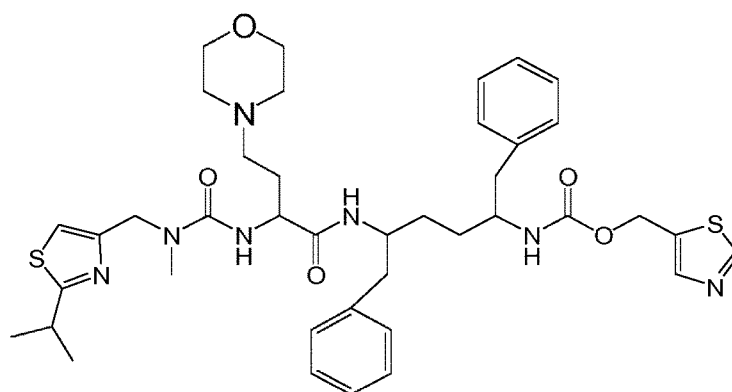


Formule IIC

ou sel pharmaceutiquement acceptable, solvate, stéréoisomère et/ou ester de celui-ci, dans laquelle :

- R^{13} est $-(CH_2)_{0-3}CR^{17}R^{18}NR^{20}R^{21}$, $-(CH_2)_{0-3}CR^{17}R^{18}NR^{17}C(O)NR^{20}R^{21}$, $-(CH_2)_{1-3}C(O)R^{22}$ ou $-(CH_2)_{1-3}-R^{23}$;
 R^{17} et R^{18} sont chacun indépendamment H ou un groupe alkyle en C_{1-3} ;
 R^{19} est H, -alkyl en C_{1-4} ou un groupe arylalkyle ;
 R^{20} et R^{21} sont chacun indépendamment H, -alkyl en C_{1-3} , $-C(O)R^{17}$ ou $-S(O)_2R^{17}$; ou R^{20} et R^{21} , pris conjointement avec l'atome d'azote auquel ils sont attachés, forment un cycle hétérocyclique à 5-6 chaînons contenant 1-2 hétéroatomes choisis dans le groupe constitué par N et O ;
 R^{22} est H, -alkyl en C_{1-3} , $-OR^{19}$ ou $-NR^{20}R^{21}$; et
 R^{23} est un cycle hétérocyclique à 5-6 chaînons non substitué ou substitué contenant 1-2 hétéroatomes choisis dans le groupe constitué par N et O.

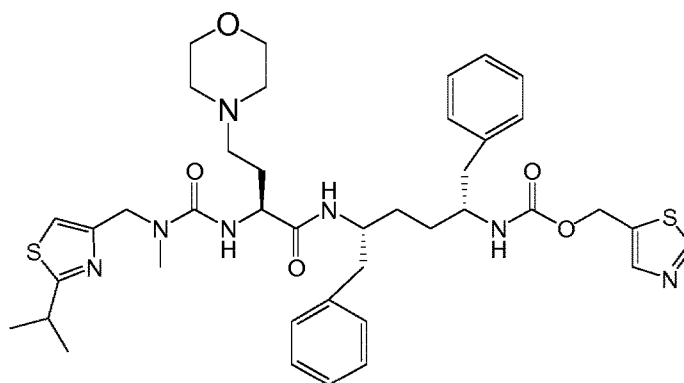
5. Composition pharmaceutique selon la revendication 1, dans laquelle le composé de formule IIB est le composé de formule IIBa



(IIBa)

ou sel pharmaceutiquement acceptable, solvate et/ou ester de celui-ci.

6. Composition pharmaceutique selon la revendication 5, dans laquelle le composé de formule IIB est le composé de formule IIBb



(IIBb)

ou sel pharmaceutiquement acceptable, solvate et/ou ester de celui-ci.

7. Composition pharmaceutique selon la revendication 6, comprenant une association choisie parmi :

- le composé de formule IIBb/ténofovir disoproxil fumarate/darunavir,
- le composé de formule IIBb/GS-9131/darunavir,
- le composé de formule IIBb/emtricitabine/darunavir,
- le composé de formule IIBb/elvitégravir/darunavir,
- le composé de formule IIBb/éfavirenz/darunavir,
- le composé de formule IIBb/atazanavir/darunavir,
- le composé de formule IIBb/darunavir/raltégravir et
- le composé de formule IIBb/darunavir/rilpivirine.

8. Composition pharmaceutique selon la revendication 7, comprenant l'association de l'association du composé de formule IIBb/ténofovir disoproxil fumarate/darunavir.

9. Composition pharmaceutique selon la revendication 6, comprenant une association choisie parmi :

- le composé de formule IIBb/ténofovir disoproxil fumarate/GS-9131/darunavir,
- le composé de formule IIBb/ténofovir disoproxil fumarate/emtricitabine/ darunavir,
- le composé de formule IIBb/ténofovir disoproxil fumarate/elvitégravir/darunavir,
- le composé de formule IIBb/ténofovir disoproxil fumarate/éfavirenz/darunavir,
- le composé de formule IIBb/ténofovir disoproxil fumarate/atazanavir/darunavir,
- le composé de formule IIBb/ténofovir disoproxil fumarate/darunavir/raltégravir,
- le composé de formule IIBb/ténofovir disoproxil fumarate/darunavir/rilpivirine,
- le composé de formule IIBb/GS-9131/emtricitabine/darunavir,
- le composé de formule IIBb/GS-9131/elvitégravir/darunavir,
- le composé de formule IIBb/GS-9131/éfavirenz/darunavir,
- le composé de formule IIBb/GS-9131/atazanavir/darunavir,
- le composé de formule IIBb/GS-9131/darunavir/raltégravir,
- le composé de formule IIBb/GS-9131/darunavir/rilpivirine,
- le composé de formule IIBb/emtricitabine/elvitégravir/darunavir,
- le composé de formule IIBb/emtricitabine/éfavirenz/darunavir,
- le composé de formule IIBb/emtricitabine/atazanavir/darunavir,
- le composé de formule IIBb/emtricitabine/darunavir/raltégravir,
- le composé de formule IIBb/emtricitabine/darunavir/rilpivirine,
- le composé de formule IIBb/elvitégravir/éfavirenz/darunavir,
- le composé de formule IIBb/elvitégravir/atazanavir/darunavir,
- le composé de formule IIBb/elvitégravir/darunavir/raltégravir,
- le composé de formule IIBb/elvitégravir/darunavir/rilpivirine,
- le composé de formule IIBb/éfavirenz/atazanavir/darunavir,
- le composé de formule IIBb/éfavirenz/darunavir/raltégravir,

le composé de formule IIBb/éfavirenz/darunavir/rilpivirine,
le composé de formule IIBb/atazanavir/darunavir/raltégravir,
le composé de formule IIBb/atazanavir/darunavir/rilpivirine et le composé de formule IIBb/darunavir/raltégra-
vir/rilpivirine.

5

- 10.** Composition pharmaceutique selon la revendication 9, comprenant l'association du composé de formule IIBb/téno-
fovir disoproxil fumarate/emtricitabine/darunavir.

10

15

20

25

30

35

40

45

50

55

REFERENCES CITED IN THE DESCRIPTION

This list of references cited by the applicant is for the reader's convenience only. It does not form part of the European patent document. Even though great care has been taken in compiling the references, errors or omissions cannot be excluded and the EPO disclaims all liability in this regard.

Patent documents cited in the description

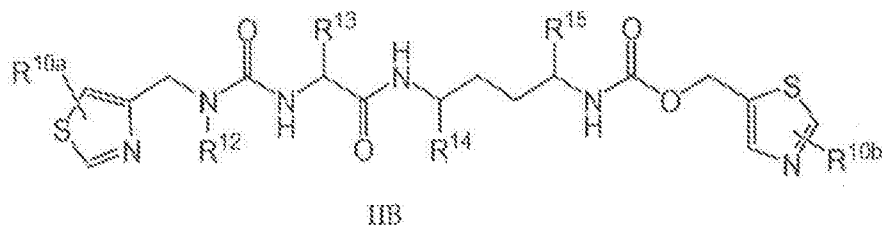
- WO 2008010921 A2 [0492] [0512] [0522] [0530] [0541] [0544] [0551] [0567] [0603] [0608] [0642] [0666]

Non-patent literature cited in the description

- **PAQUETTE, LEO A.** Principles of Modern Heterocyclic Chemistry. 1968 [0028]
- The Chemistry of Heterocyclic Compounds, A Series of Monographs. John Wiley & Sons, 1950, vol. 13, 14, 16, 19, and 28 [0028]
- *J. Am. Chem. Soc.*, 1960, vol. 82, 5566 [0028]
- McGraw-Hill Dictionary of Chemical Terms. McGraw-Hill Book Company, 1984 [0062]
- **ELIEL, E. ; WILEN, S.** Stereochemistry of Organic Compounds. John Wiley & Sons, Inc, 1994 [0062]
- **THEODORA W. GREENE ; PETER G. M. WUTS.** Protective Groups in Organic Synthesis. John Wiley & Sons, Inc, 1999 [0066] [0217] [0237]
- **KOCIENSKI, PHILIP J.** Protecting Groups. Georg Thieme Verlag Stuttgart, 1994 [0066]
- Protecting Groups: An Overview. 1-20 [0066]
- Hydroxyl Protecting Groups. 21-94 [0066]
- Diol Protecting Groups. 95-117 [0066]
- Carboxyl Protecting Groups. 118-154 [0066]
- Carbonyl Protecting Groups. 155-184 [0066]
- Handbook of Pharmaceutical Excipients. 1986 [0091]
- Remington's Pharmaceutical Sciences. Mack Publishing Co, [0093]
- *J. Med. Chem.*, 1998, vol. 41, 602 [0173] [0181]
- *J. Org. Chem.*, 1994, vol. 59, 1937 [0175]
- *T. Med. Chem.*, 1998, vol. 41, 602 [0180]
- *T. Org. Chem.*, 1994, vol. 59, 1937 [0182]
- *Tetrahedron*, 1997, vol. 53, 4769 [0187]
- *J. Org. Chem.*, 1987, vol. 52, 3759 [0188]
- *J. Org. Chem.*, 1996, vol. 61, 444 [0213]
- *J. Org. Chem.*, 1996, vol. 61, 444-450 [0233]
- *T. Med. Chem.*, 1993, vol. 36, 1384 [0258]
- *J. Med. Chem.*, 1998, vol. 41 (4), 602-617 [0654]
- **LING, K.-H.J. et al.** *Drug Metab. Dispos.*, 1995, vol. 23, 631-636 [0678]
- **JURIMA-ROMET et al.** *Drug Metab. Dispos.*, 1994, vol. 22, 849-857 [0678]
- **LEEMAN, T. et al.** *Life Sci.*, 1992, vol. 52, 29-34 [0680]
- **M.V. TOTH ; G.R. MARSHALL.** *Int. J. Peptide Protein Res.*, 1990, vol. 36, 544 [0682]
- **ERMOLIEFF J. ; LIN X. ; TANG J.** *Biochemistry*, 1997, vol. 36, 12364 [0684]
- **M.V. TOTH ; G.R. MARSHALL.** *Int. J. Peptide Protein Res.*, 1990, vol. 36, 544 [0685]
- **WEISLOW OS ; KISER R ; FINE DL ; BADER J ; SHOEMAKER RH ; BOYD MR.** *J. Natl. Cancer Inst.*, 1989, vol. 81, 577 [0688] [0692]

Szabadalmi igénypontok

1. Gyógyászati készítmény, amely tartalmaz IIB képletű vegyületet:



vagy gyógyászatiilag elfogadható sóját, szolvátját, sztereoizomerjét és/vagy észterét, ahol:

R^{10a} és R^{10b} jelentése függetlenül H vagy $-C_{1-4}$ alkil;

R^{12} jelentése H vagy $-CH_3$;

R^{13} jelentése $-(CH_2)_{0-3}CR^{17}R^{18}NR^{20}R^{21}$, $-(CH_2)_{0-3}CR^{17}R^{18}NR^{17}C(O)NR^{20}R^{21}$, $-(CH_2)_{1-3}C(O)R^{22}$, $-(CH_2)_{1-3}S(O)_2R^{22}$ vagy $-(CH_2)_{1-3}-R^{23}$;

R^{14} és R^{15} jelentése függetlenül H, $-C_{1-4}$ alkil vagy arilalkil;

R^{17} és R^{18} jelentése függetlenül H vagy $-C_{1-3}$ alkil;

R^{19} jelentése H, $-C_{1-4}$ alkil vagy arilalkil;

R^{20} és R^{21} jelentése függetlenül H, $-C_{1-3}$ alkil, $-C(O)R^{17}$ vagy $-S(O)_2R^{17}$; vagy

R^{20} és R^{21} együtt azzal a nitrogénatommal, amelyhez kapcsolódnak szubsztitátlan vagy szubsztituált 5-6-tagú heterociklusos gyűrűt alkot, amely 1-2 heteroatomot tartalmaz az N és O által alkotott csoportból kiválasztva;

R^{22} jelentése H, $-C_{1-3}$ alkil, $-OR^{19}$ vagy $-NR^{20}R^{21}$; és

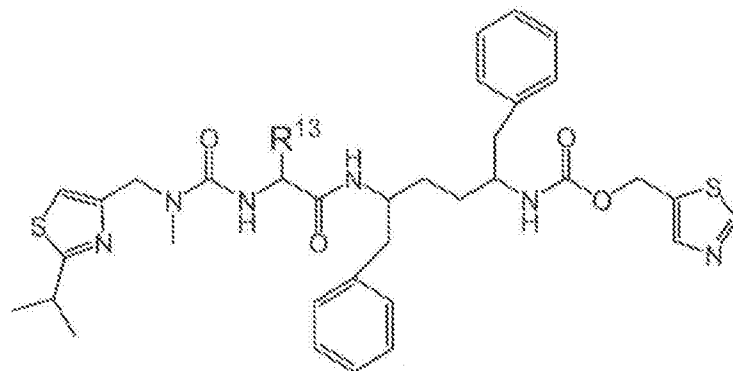
R^{23} szubsztitátlan vagy szubsztituált 5-6-tagú heterociklusos gyűrű, amely 1-2 heteroatomot tartalmaz az N és O által alkotott csoportból kiválasztva;

ahol az R^{20} és R^{21} által alkotott szubsztitátlan vagy szubsztituált 5-6-tagú heterociklusos gyűrű és az R^{23} szubsztitátlan vagy szubsztituált 5-6-tagú heterociklusos gyűrű függetlenül szubsztitátlan vagy szubsztituálva van C_{1-2} alkillal, gyógyászatiilag elfogadható hordozót vagy excípienst és darunavirt vagy gyógyászatiilag elfogadható sóját, szolvátját és/vagy észterét.

2. Az 1. igénypont szerinti IIB képletű vegyületet, vagy gyógyászatiilag elfogadható sóját, szolvátját, sztereoizomerjét és/vagy észterét tartalmazó gyógyászati készítmény, ahol R^{13} jelentése $-(CH_2)_{0-3}CR^{17}R^{18}NR^{20}R^{21}$, $-(CH_2)_{0-3}CR^{17}R^{18}NR^{17}C(O)NR^{20}R^{21}$ vagy $-(CH_2)_{1-3}-R^{23}$.

3. Az 1. igénypont szerinti IIB képletű vegyületet, vagy gyógyászatilag elfogadható sóját, szolvátját, sztereoizomerjét és/vagy észterét tartalmazó gyógyászati készítmény, ahol R^{13} jelentése $-(CH_2)_{0-3}CR^{17}R^{18}NR^{20}R^{21}$ vagy $-(CH_2)_{0-3}CR^{17}R^{18}NR^{17}C(O)-NR^{20}R^{21}$.

4. Az 1. igénypont szerinti gyógyászati készítmény, ahol a IIB képletű vegyület a IIC képletű vegyület:



IIC

vagy gyógyászatilag elfogadható sója, szolvátja, sztereoizomerje és/vagy észtere, ahol:

R^{13} jelentése $-(CH_2)_{0-3}CR^{17}R^{18}NR^{20}R^{21}$, $-(CH_2)_{0-3}CR^{17}R^{18}NR^{17}C(O)-NR^{20}R^{21}$, $-(CH_2)_{1-3}C(O)R^{22}$ vagy $-(CH_2)_{1-3}-R^{23}$;

R^{17} és R^{18} jelentése függetlenül H vagy $-C_{1-3}$ alkil;

R^{19} jelentése H, $-C_{1-4}$ alkil vagy arilalkil;

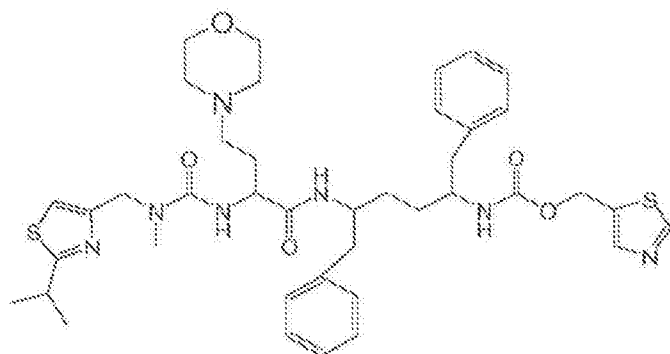
R^{20} és R^{21} jelentése függetlenül H, $-C_{1-3}$ alkil, $-C(O)R^{17}$ vagy $-S(O)_2R^{17}$; vagy

R^{20} és R^{21} együtt azzal a nitrogénatommal, amelyhez kapcsolódnak 5-6-tagú heterociklusos gyűrűt alkot, amely 1-2 heteroatomot tartalmaz az N és O által alkotott csoportból kiválasztva;

R^{22} jelentése H, $-C_{1-3}$ alkil, $-OR^{19}$ vagy $-NR^{20}R^{21}$; és

R^{23} szubsztitúlatlan vagy szubsztituált 5-6-tagú heterociklusos gyűrű, amely 1-2 heteroatomot tartalmaz az N és O által alkotott csoportból kiválasztva.

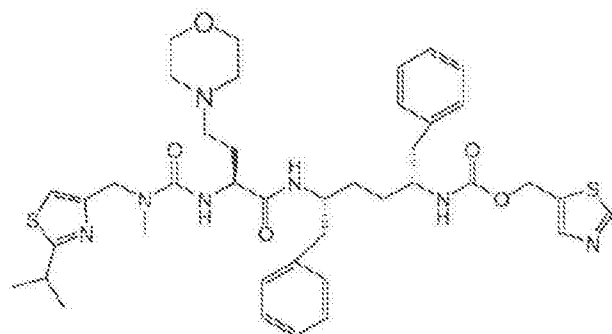
5. Az 1. igénypont szerinti gyógyászati készítmény, ahol a IIB képletű vegyület a IIBa képletű vegyület



(IIBa)

vagy gyógyászatilag elfogadható sója, szolvátja és/vagy észtere.

6. Az 5. igénypont szerinti gyógyászati készítmény, ahol a IIB képletű vegyület a IIBb képletű vegyület



(IIBb)

vagy gyógyászatilag elfogadható sója, szolvátja és/vagy észtere.

7. A 6. igénypont szerinti gyógyászati készítmény, amely a következők közül választott kombinációt tartalmaz:

IIBb képletű vegyület/tenofovir-dizoproxil-fumarát/ darunavir,

IIBb képletű vegyület/GS-9131/darunavir,

IIBb képletű vegyület/emtricitabin/darunavir,

IIBb képletű vegyület/elvitegravir/darunavir,

IIBb képletű vegyület/efavirenz/darunavir,

IIBb képletű vegyület/ atazanavir//darunavir,

IIBb képletű vegyület/darunavir/raltegravir, és

IIBb képletű vegyület/ darunavir /rilpivirin.

8. A 7. igénypont szerinti gyógyászati készítmény, amely IIBb képletű vegyület/tenofovir-dizoproxil-fumarát/darunavir kombinációt tartalmaz.

9. A 6. igénypont szerinti gyógyászati készítmény, amely a következők közül választott kombinációt tartalmaz:

IIBb képletű vegyület/tenofovir-dizoproxil-fumarát/GS-9131/darunavir,
 IIBb képletű vegyület/tenofovir-dizoproxil-fumarát/emtricitabin/ darunavir,
 IIBb képletű vegyület/tenofovir-dizoproxil-fumarát/elvitegravir/darunavir,
 IIBb képletű vegyület/tenofovir-dizoproxil-fumarát/efavirenz/darunavir,
 IIBb képletű vegyület/tenofovir-dizoproxil-fumarát/atazanavir/darunavir,
 IIBb képletű vegyület/tenofovir-dizoproxil-fumarát/darunavir/raltegravir,
 IIBb képletű vegyület/tenofovir-dizoproxil-fumarát/darunavir/rilpivirin,
 IIBb képletű vegyület/GS-9131/emtricitabin/darunavir,
 IIBb képletű vegyület/GS-9131/elvitegravir/darunavir,
 IIBb képletű vegyület/GS-9131/efavirenz/darunavir,
 IIBb képletű vegyület/GS-9131/atazanavir/darunavir,
 IIBb képletű vegyület/GS-9131/darunavir/raltegravir,
 IIBb képletű vegyület/GS-9131/darunavir/rilpivirin,
 IIBb képletű vegyület/emtricitabin/elvitegravir/darunavir,
 IIBb képletű vegyület/emtricitabin/efavirenz/darunavir,
 IIBb képletű vegyület/emtricitabin/atazanavir/darunavir,
 IIBb képletű vegyület/emtricitabin/darunavir/raltegravir,
 IIBb képletű vegyület/emtricitabin/darunavir/rilpivirin,
 IIBb képletű vegyület/elvitegravir/efavirenz/darunavir,
 IIBb képletű vegyület/elvitegravir/atazanavir/darunavir,
 IIBb képletű vegyület/elvitegravir/darunavir/raltegravir,
 IIBb képletű vegyület/elvitegravir/darunavir/rilpivirin,
 IIBb képletű vegyület/efavirenz/atazanavir/darunavir,
 IIBb képletű vegyület/efavirenz/darunavir/raltegravir,
 IIBb képletű vegyület/efavirenz/darunavir/rilpivirin,
 IIBb képletű vegyület/atazanavir/darunavir/raltegravir,
 IIBb képletű vegyület/atazanavir/darunavir/rilpivirin, és
 IIBb képletű vegyület/darunavir/raltegravir/rilpivirin.

10. A 9. igénypont szerinti gyógyászati készítmény, amely IIBb képletű vegyület/tenofovir-dizoproxil-fumarát/emtricitabin/darunavir kombinációt tartalmaz.