



US00D899149S

(12) **United States Design Patent**
Tan

(10) **Patent No.:** **US D899,149 S**

(45) **Date of Patent:** **** Oct. 20, 2020**

(54) **AIR SLEEPING MAT**

(71) Applicant: **Hangzhou Tan**, Meizhou (CN)

(72) Inventor: **Hangzhou Tan**, Meizhou (CN)

(**) Term: **15 Years**

(21) Appl. No.: **29/720,149**

(22) Filed: **Jan. 10, 2020**

(30) **Foreign Application Priority Data**

Jan. 8, 2020 (EM) 007488713

(51) **LOC (12) Cl.** **06-09**

(52) **U.S. Cl.**
USPC **D6/604**

(58) **Field of Classification Search**

USPC D6/333, 349, 355, 375, 388, 512, 563,
D6/564, 595, 596, 601, 604, 611, 707,
D6/715, 716, 716.1; D24/183-185, 234;
D21/803, 804, 805, 809
CPC A47G 9/10; A47G 9/1009; A47G 9/1027;
A47G 9/1045; A47G 9/1063; A47G
9/1072; A47G 9/1081
See application file for complete search history.

(56) **References Cited**

U.S. PATENT DOCUMENTS

D365,485 S *	12/1995	Rossmann	D6/596
D391,435 S *	3/1998	Song	D6/601
D455,036 S	4/2002	Ku	
D463,703 S *	10/2002	Song	D6/604
D475,566 S *	6/2003	Boso	D6/604
D486,343 S *	2/2004	Feuer	D6/596
D486,344 S	2/2004	Ku	
D487,372 S	3/2004	Ku	
D489,929 S *	5/2004	Sherk	D6/604
D507,446 S *	7/2005	Yeh	D6/604
D557,966 S *	12/2007	Gao	D6/604

D612,655 S *	3/2010	Holmstedt	D6/604
D802,336 S *	11/2017	Shir	D6/605
D830,736 S *	10/2018	Adumitresi	D6/604
D838,081 S *	1/2019	Marks	D1/128
D846,915 S *	4/2019	Huang	D6/604
2011/0247142 A1*	10/2011	Pile	A61G 7/05776 5/710
2016/0166077 A1*	6/2016	Liu	A47C 27/10 5/710

OTHER PUBLICATIONS

Sleepmat—Best Outdoor Sleeping Mattress. Bazoom Outdoor. Downloaded on Mar. 2, 2020. Found on the internet at: <https://www.bazoom.shop/products/hitorhike-inflatable-sleeping-pad-camping-mat-with-pillow-air-mattress-cushion-sleeping-bag-air-sofas-inflatable-sofafor-autumn?shopify-debug=true&show=PayPal>.*

* cited by examiner

Primary Examiner — Jennifer L Rempfer

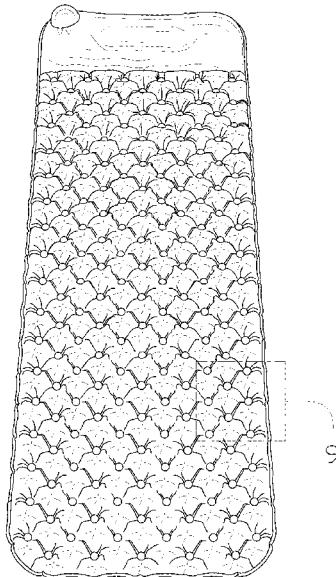
(57) **CLAIM**

The ornamental design for an air sleeping mat, as shown and described.

DESCRIPTION

FIG. 1 is a perspective view of an air sleeping mat showing my new design;
FIG. 2 is another perspective view thereof;
FIG. 3 is a front elevational view thereof;
FIG. 4 is a rear elevational view thereof;
FIG. 5 is a left side elevational view thereof;
FIG. 6 is a right side elevational view thereof;
FIG. 7 is a top plan view thereof;
FIG. 8 is a bottom plan view thereof; and,
FIG. 9 is an enlarged view of portion 9 shown in FIG. 1. The broken lines in the drawings depict portions of the air sleeping mat that form no part of the claimed design.

1 Claim, 9 Drawing Sheets



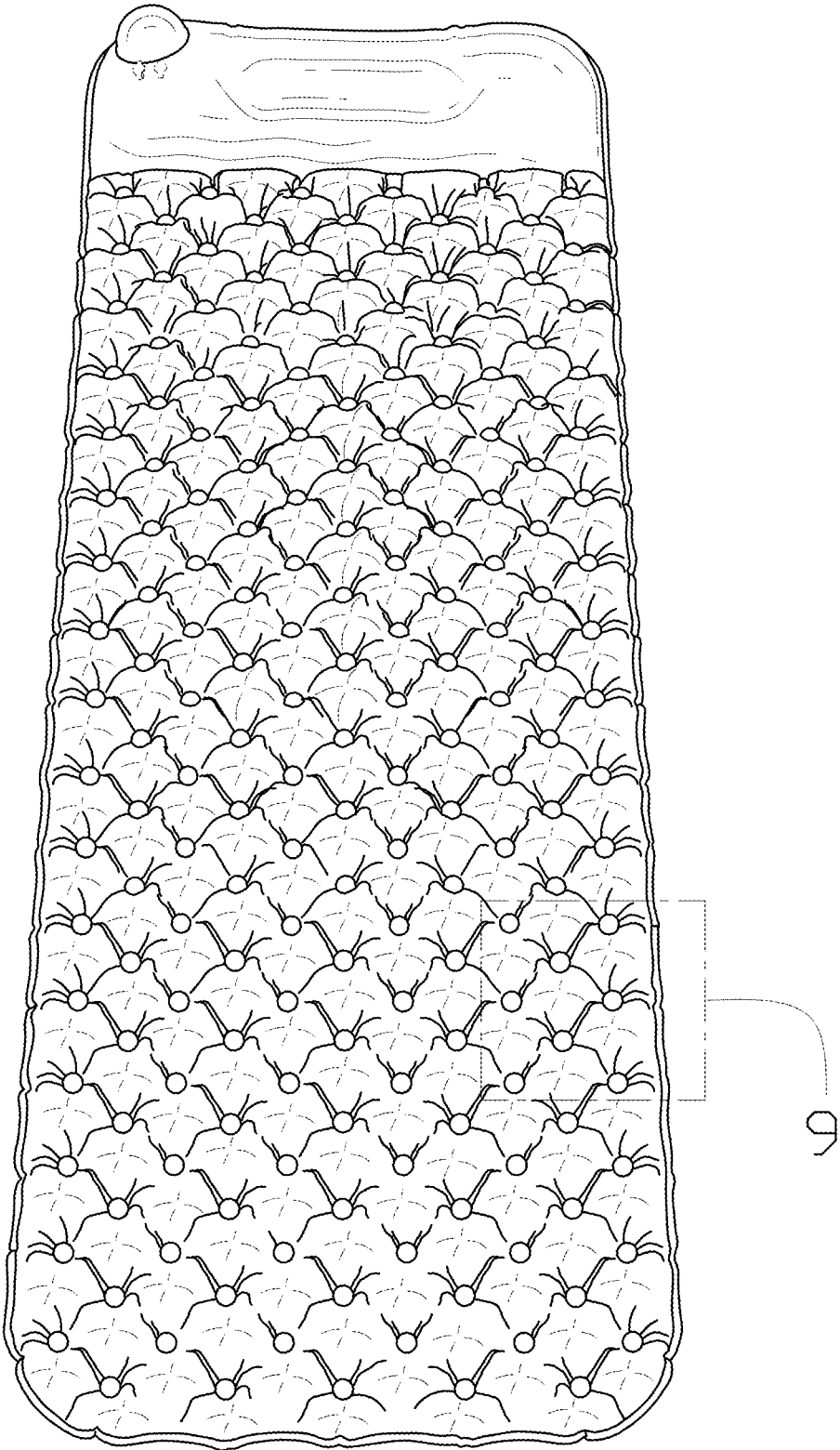


FIG. 1

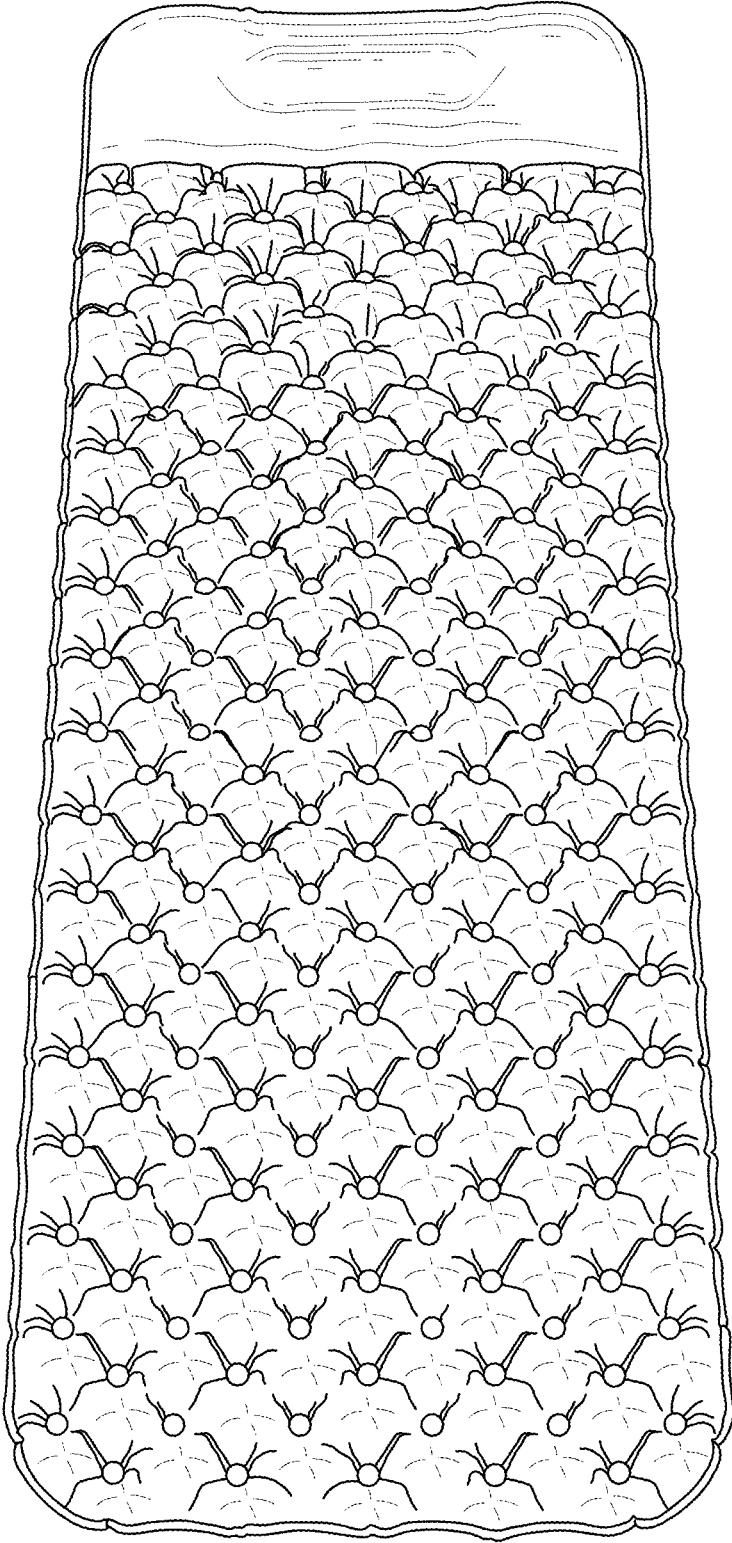


FIG. 2




FIG. 3




FIG. 4

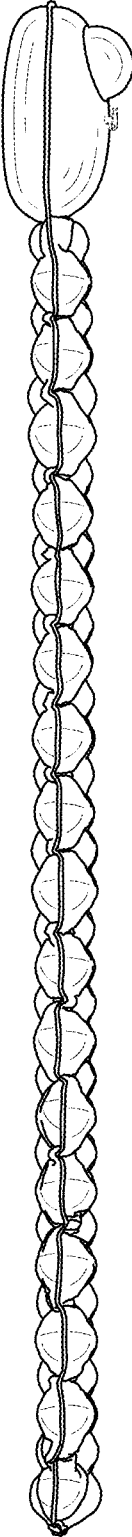


FIG. 5

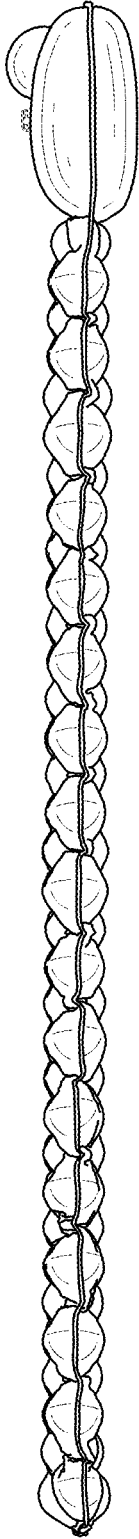


FIG. 6



FIG. 7

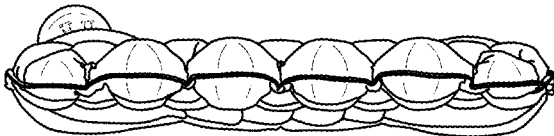


FIG. 8

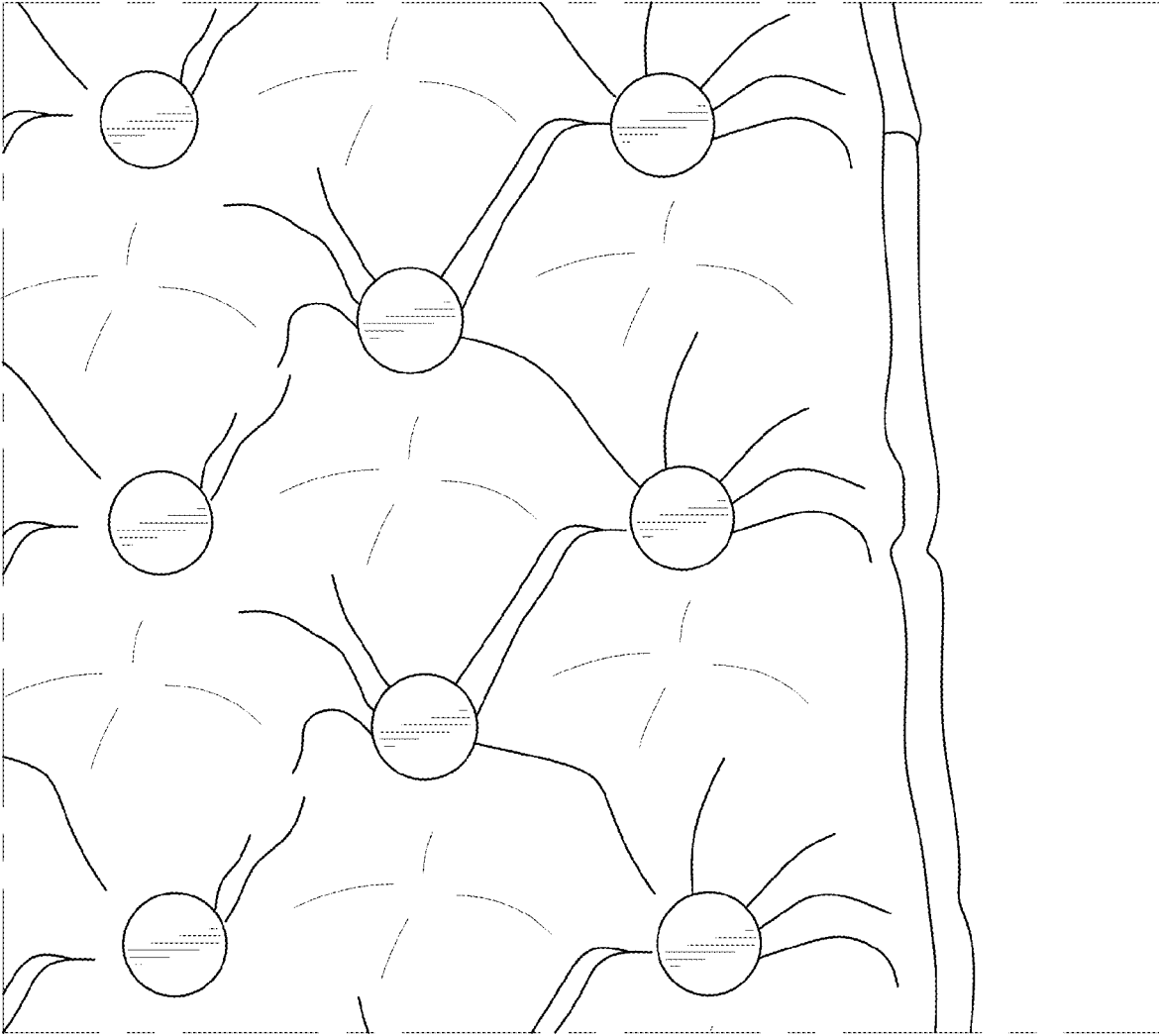


FIG. 9