T. C. YEAGER.

BOTTLE WIPER OR DRIER.

APPLICATION FILED OCT. 22, 1914.

1,164,156.

Patented Dec. 14, 1915.

Fig. 1.

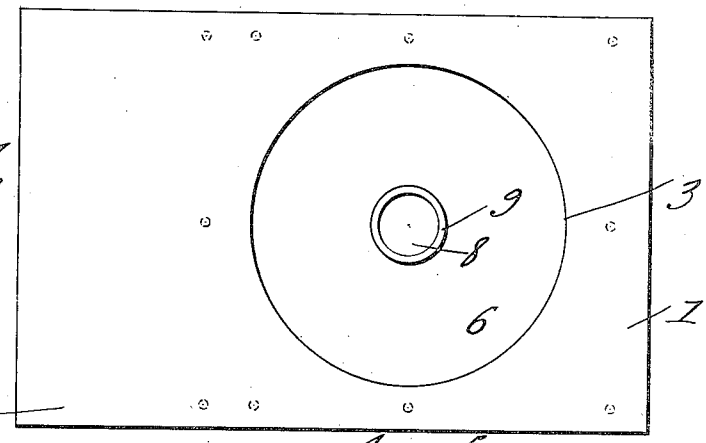

Fig. 2

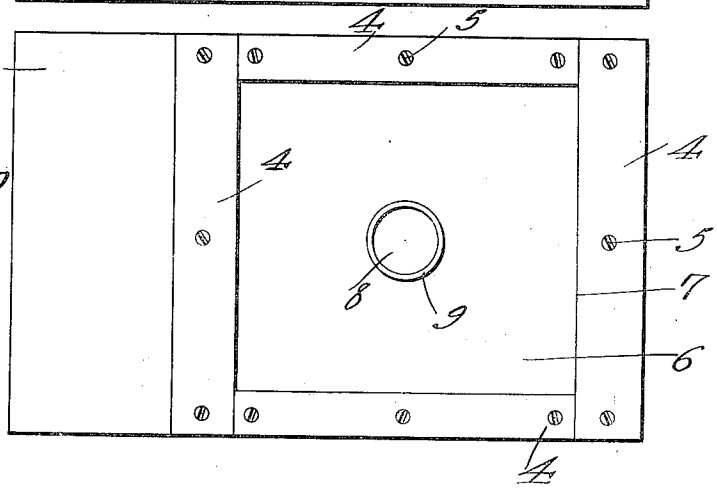

Fig. 3.

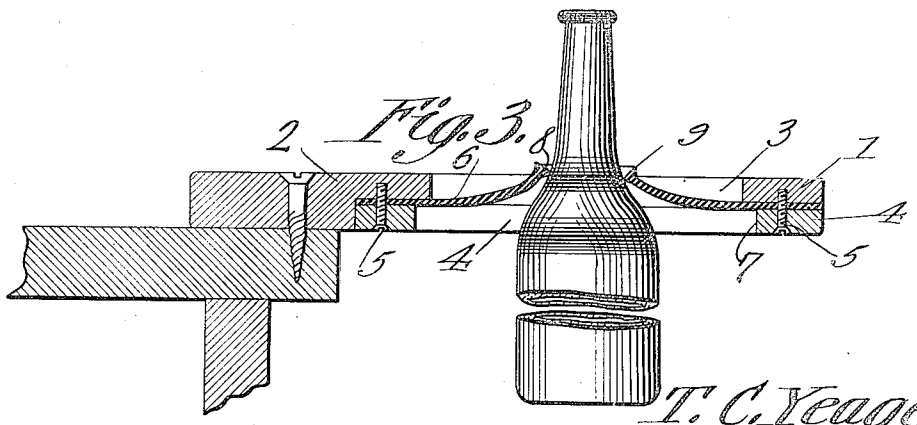

T. C. Yeager

Inventor

Witnesses

J. R. Tomeis

M. E. McCarthy

by Cushman & Co.

Attorneys

UNITED STATES PATENT OFFICE.

THOMAS C. YEAGER, OF CANTON, MISSOURI.

BOTTLE WIPER OR DRIER.

1,164,156. Specification of Letters Patent. Patented Dec. 14, 1915.

Application filed October 22, 1914. Serial No. 868,090.

To all whom it may concern:

Be it known that I, THOMAS C. YEAGER, a citizen of the United States, residing at Canton, in the county of Lewis and State of Missouri, have invented a new and useful Bottle Wiper or Drier, of which the following is a specification.

The present invention appertains to a bottle wiper or drier, and aims to provide a novel and useful appliance of that character.

The present invention contemplates the provision of a device of unique construction through which bottles may be passed, or which may be moved over the bottles, to wipe or clear water or moisture from the bottles in a simple and effective manner, the present device being adapted for use in soda parlors, saloons, and the like, for wiping bottles taken from ice, ice water, or moist receptacles, whereby the bottles after being passed through the present device, may be served in a dry and clean state to the patron or customer.

The improved wiper or drier is also adapted for use in bottling factories for cleaning or wiping catsup bottles, and the like, after they have been filled and in order that they may be packed or handled in a clean and sanitary manner.

It is also within the scope of the invention, to provide a device of the nature intimated, which will be simple and inexpensive in construction, and which will be convenient, practical, serviceable and efficient in its use.

With the foregoing and other objects in view which will appear as the description proceeds, the invention resides in the combination and arrangement of parts and in the details of construction hereinafter described and claimed, it being understood that changes in the precise embodiment of the invention herein disclosed, can be made within the scope of what is claimed, without departing from the spirit of the invention.

The invention is illustrated in its preferred embodiment in the accompanying drawing, wherein:—

Figure 1 is a plan view of the improved wiper or drier. Fig. 2 is a bottom view thereof. Fig. 3 is a longitudinal section of the device, illustrating a bottle being passed therethrough.

In carrying out the present invention, there is provided a rectangular plate 1, which may be constructed of wood, metal, or any other suitable material, and which has one end portion thickened to form a butt or stock 2 adapted to be secured to a counter or other supporting structure to hold the device in operative position. The plate 1 is provided with a circular opening 3, and a series of clamping strips 4 are secured to the bottom of the plate 1 surrounding the opening 3, by means of screws or other securing elements 5.

A diaphragm or diaphragmic squeegee 6, of rubber or other suitable pliable and elastic material, is clamped between the plate 1 and strips 4, to hold it in position within the opening 3, and opposite rectangular opening 7 formed by the strips 4. It is to be noted that the body or frame formed by the plate 1 and strips 4 is provided with a circular opening 3 at one side or face, and with a rectangular or square opening 7 at the other side or face, and between or across which openings the diaphragm or diaphragmic squeegee 6 is disposed. The diaphragm 6 is provided with a central opening or aperture 8, and a thickened strengthening portion surrounding the said aperture 8 and forming annular wiping lips 9 projecting from the sides or faces of the diaphragm.

In use, as suggested in Fig. 3, the butt or stock 2 of the plate or frame may be secured to a counter or other suitable support, whereby the bottles or other articles larger than the aperture 8 may be readily passed through the diaphragm or squeegee 6. Thus, by inserting the bottle into the aperture 8, and drawing or pushing the bottle entirely through the diaphragm, the apertured portion of the diaphragm will be expanded and will continually embrace the bottle to wipe water, moisture and other foreign matter from the surface of the bottle as the bottle is moved through the diaphragm. The lips 9 will materially assist in wiping the water and extraneous matter from the surface of the bottle, in order that when the bottle is withdrawn from the diaphragm, the same may be served to the patron or customer in a clean and dry state, which is highly desirable. The pres-

ent contrivance may also be employed in bottling factories and the like, for washing or wiping catsup bottles, and the like, and is of decided advantage and convenience in soda parlors and the like.

In using the device with cylindrical bottles, it is preferable to pass the bottles through the aperture 8 in such a direction as to force the diaphragm or squeegee 6 within the circular opening 3, in order that an even pressure of the diaphragm may be had around the bottle, and the same result may be had with square or rectangular bottles by passing them through the aperture 8 in the opposite direction to force the diaphragm 6 through the square or rectangular opening 7, which will correspond to the contour of the square or rectangular bottle, to obtain a practically even pressure of the diaphragm upon the sides and corner portions of the bottle. However, this is not absolutely necessary, since various sizes and shapes of bottles may be wiped or dried by passing them in either direction through the diaphragm.

The diaphragm 6 is constructed of rubber or other material having the requisite pliability and elasticity to withstand considerable stretching and wear, and when the diaphragm becomes worn out, the same may be readily removed and replaced by detaching the strips 4, as will be obvious.

Having thus described the invention, what is claimed as new is:—

1. A wiping or drying device embodying a frame having superposed portions provided, one with a circular opening and the other with a rectangular opening, and an elastic diaphragmic squeegee secured between said portions and across said openings and having an aperture for the passage of articles therethrough which are larger than the aperture, whereby the squeegee is adapted to be flexed into either of said openings.

2. A wiping or drying device comprising a plate having a circular opening, strips detachably secured to the plate surrounding the said opening and forming a rectangular opening, and an elastic diaphragmic squeegee clamped between the said strips and plate and having a central aperture for the passage of articles therethrough which are larger than the aperture.

In testimony that I claim the foregoing as my own, I have hereto affixed my signature in the presence of two witnesses.

THOMAS C. YEAGER.

Witnesses:
J. H. BLOND,
MUTAN LLOYD.