

(19) World Intellectual Property Organization
International Bureau



(43) International Publication Date
12 March 2009 (12.03.2009)

PCT

(10) International Publication Number
WO 2009/032578 A1

(51) International Patent Classification:
C22C 19/05 (2006.01) **C30B 29/52** (2006.01)

(21) International Application Number:
PCT/US2008/074168

(22) International Filing Date: 25 August 2008 (25.08.2008)

(25) Filing Language: English

(26) Publication Language: English

(30) Priority Data:
60/969,360 31 August 2007 (31.08.2007) US
11/964,664 26 December 2007 (26.12.2007) US

(71) Applicant (for all designated States except US): **GENERAL ELECTRIC COMPANY** [US/US]; 1 River Road, Schenectady, NY 12345 (US).

(72) Inventors; and

(75) Inventors/Applicants (for US only): **O'HARA, Kevin, Swayne** [US/US]; 13 Wildmeadow Road, Boxford, MA 01921 (US). **CARROLL, Laura, Jill** [US/US]; 8215 Lindfield Drive, West Chester, OH 45069 (US).

(74) Agents: **ZHANG, Douglas, D.** et al.; General Electric Company, Global Patent Operation, 187 Danbury Road, Suite 204, Wilton, CT 06897 (US).

(81) Designated States (unless otherwise indicated, for every kind of national protection available): AE, AG, AL, AM, AO, AT, AU, AZ, BA, BB, BG, BH, BR, BW, BY, BZ, CA, CH, CN, CO, CR, CU, CZ, DE, DK, DM, DO, DZ, EC, EE, EG, ES, FI, GB, GD, GE, GH, GM, GT, HN, HR, HU, ID, IL, IN, IS, JP, KE, KG, KM, KN, KP, KR, KZ, LA, LC, LK, LR, LS, LT, LU, LY, MA, MD, ME, MG, MK, MN, MW, MX, MY, MZ, NA, NG, NI, NO, NZ, OM, PG, PH, PL, PT, RO, RS, RU, SC, SD, SE, SG, SK, SL, SM, ST, SV, SY, TJ, TM, TN, TR, TT, TZ, UA, UG, US, UZ, VC, VN, ZA, ZM, ZW.

(84) Designated States (unless otherwise indicated, for every kind of regional protection available): ARIPO (BW, GH, GM, KE, LS, MW, MZ, NA, SD, SL, SZ, TZ, UG, ZM, ZW), Eurasian (AM, AZ, BY, KG, KZ, MD, RU, TJ, TM), European (AT, BE, BG, CH, CY, CZ, DE, DK, EE, ES, FI, FR, GB, GR, HR, HU, IE, IS, IT, LT, LU, LV, MC, MT, NL,

[Continued on next page]

(54) Title: LOW RHENIUM NICKEL BASE SUPERALLOY COMPOSITIONS AND SUPERALLOY ARTICLES

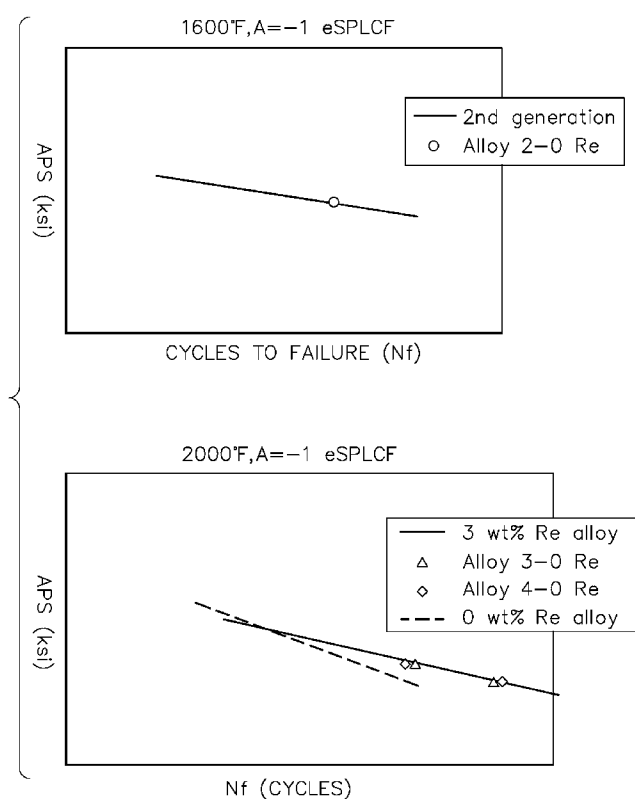


FIG. 1

(57) Abstract: Low rhenium nickel base superalloy compositions and articles formed from the superalloy composition are provided. The nickel base superalloy composition includes in percentages by weight: about 5-8 Cr; about 6.5-9 Co; about 1.3-2.5 Mo; about 4.8-6.8 W; about 6.0-7.0 Ta; if present, up to about 0.5 Ti; about 6.0-6.4 Al; about 1-2.3 Re; if present, up to about 0.6 Hf; if present, up to about 0-1.5 C; if present, up to about 0.015 B; the balance being nickel and incidental impurities. Exemplary compositions are characterized by an Re ratio defined as the weight % of Re relative to the total of the weight % of W and the wt % of Mo, of less than about 0.3. Exemplary articles include airfoils for gas turbine engine blades or vanes, nozzles, shrouds, and splash plates.



NO, PL, PT, RO, SE, SI, SK, TR), OAPI (BF, BJ, CF, CG, CI, CM, GA, GN, GQ, GW, ML, MR, NE, SN, TD, TG).

Declarations under Rule 4.17:

- *as to applicant's entitlement to apply for and be granted a patent (Rule 4.17(ii))*
- *as to the applicant's entitlement to claim the priority of the earlier application (Rule 4.17(iii))*

Published:

- *with international search report*
- *before the expiration of the time limit for amending the claims and to be republished in the event of receipt of amendments*

LOW RHENIUM NICKEL BASE SUPERALLOY COMPOSITIONS AND SUPERALLOY ARTICLES

CROSS-REFERENCE TO RELATED APPLICATIONS

[0001] This Application claims priority to U.S. Provisional Application Serial Number 60/969,360, filed August 31, 2007, which is herein incorporated by reference in its entirety.

FIELD OF THE INVENTION

[0002] Embodiments disclosed herein pertain generally to nickel base superalloys and articles of manufacture comprising nickel base superalloys. Disclosed embodiments may be particularly suitable for use in articles disposed in the hottest, most demanding regions of an aeroengine, such as rotating turbine blades. Other disclosed embodiments may be more suitable for use in non-creep limited applications, such as turbine nozzles and shrouds.

BACKGROUND OF THE INVENTION

[0003] The efficiency of gas turbine engines depends significantly on the operating temperature of the various engine components with increased operating temperatures resulting in increased efficiencies. The search for increased efficiencies has led to the development of superalloys capable of withstanding increasingly higher temperatures while maintaining their structural integrity.

[0004] Nickel-base superalloys are used extensively throughout the aeroengine in turbine blade, nozzle, and shroud applications. Aeroengine designs for improved engine performance require alloys with increasingly higher temperature capability. Although shroud and nozzle applications do not require the same level of high temperature creep resistance as blade applications, they do require similar resistance to thermal mechanical failure and environmental degradation. Superalloys are used for

these demanding applications because they maintain their strength at up to 90% of their melting temperature and have excellent environmental resistance.

[0005] Single crystal (SC) superalloys may be divided into "four generations" based on similarities in alloy composition and performance. A defining characteristic of so-called "first generation" SC superalloys is the absence of the alloying element rhenium (Re). For example, US Patents 5,154,884; 5,399,313; 4,582,548; and 4,209,348 each discloses superalloy compositions substantially free of Re.

[0006] A representative SC nickel-base superalloy is known in the art as AM1 having a nominal composition of: 6.0-7.0% Co, 7.0-8.0% Cr, 1.8-2.2% Mo, 5.0-6.5% W, 7.5-8.5% Ta, 5.1-5.5% Al, 1.0-1.4% Ti, 0.01 maximum % B, 0.01 maximum % Zr, and balance essentially Ni and C wherein C is specified as 0.01% (100 ppm) maximum. Mach 1 velocity cyclic oxidation Test at 2150 °F data for a Rene N4 superalloy and an AM1 superalloy are provided for comparative purposes in the accompanying Figures.

[0007] It was discovered that the addition of about 3 wt% Re to superalloy compositions provides about a 50°F (28 °C) improvement in rupture creep capability and the accompanying fatigue benefits. Production alloys such as CMSX-4, PWA-1484 and Rene N5 all contain about 3 wt% Re. These "second-generation" alloys are disclosed, for example, in US Patents 4,719,080; 4,643,782; 6,074,602 and 6,444,057.

[0008] U.S. Patent 4,719,080 provides a relationship between compositional elements called a "P-value" defined as $P = -200 \text{ Cr} + 80 \text{ Mo} - 20 \text{ Mo}^2 - 250 \text{ Ti}^2 - 50 (\text{Ti} \times \text{Ta}) + 15 \text{ Cb} + 200 \text{ W} - 14 \text{ W}^2 + 30 \text{ Ta} - 1.5 \text{ Ta}^2 + 2.5 \text{ Co} + 1200 \text{ Al} - 100 \text{ Al}^2 + 100 \text{ Re} + 1000 \text{ Hf} - 2000 \text{ Hf}^2 + 700 \text{ Hf}^3 - 2000 \text{ V} - 500 \text{ C} - 15000 \text{ B} - 500 \text{ Zr}$. The patent stresses that a higher "P-value" correlates with high strength in combination with stability, heat treatability, and resistance to oxidation and corrosion. In particular, the superalloy compositions disclosed in the patent are constrained by "P-values" greater than 3360.

[0009] U.S. Patent 6,074,602 is directed to nickel-base superalloys suitable for making single-crystal castings. The superalloys disclosed therein include, in weight percentages: 5-10 Cr, 5-10 Co, 0-2 Mo, 3-8 W, 3-8 Ta, 0-2 Ti, 5-7 Al, up to 6 Re, 0.08-0.2 Hf, 0.03-0.07 C, 0.003-0.006 B, 0.0-0.04 Y, the balance being nickel and incidental impurities. These superalloys exhibit increased temperature capability, based on stress rupture strength and low and high cycle fatigue properties, as compared to the first-generation nickel-base superalloys. Further, the superalloys exhibit better resistance to cyclic oxidation degradation and hot corrosion than first-generation superalloys.

[0010] US Patents 5,151,249; 5,366,695; 6,007,645 and 6,966,956 are directed to third- and fourth-generation superalloys. Generally, third-generation superalloys are characterized by inclusion of about 6 wt % Re; fourth generation superalloys include about 6 wt% Re, as well as the alloying element Ru. These superalloy compositions illustrate the value of increased Re additions in terms of mechanical performance.

[0011] First generation SC superalloys do not offer the thermal mechanical failure (TMF) resistance or the environmental resistance required in many hot section components such as turbine nozzles and shrouds. Also, first-generation SC superalloys do not offer acceptable high temperature oxidation resistance for these components.

[0012] Currently, aeroengines predominantly use second-generation type superalloys in an increasing number of hot section applications. The alloying element Re is the most potent solid solution strengthener known for this class of superalloys and therefore it has been used extensively as an alloying addition in SC and columnar-grained directionally solidified (DS) superalloys. The second-generation superalloys exhibit exceptional high temperature oxidation capability balanced with satisfactory mechanical properties.

[0013] Known superalloy compositions having lower Re content have not been able to provide the properties obtainable from second-generation superalloys. In particular, in U.S. Patent 4,719,080, the data for one alloy (namely, B1) having less than

2.9% Re show properties comparable to first-generation, i.e., no Re, superalloys. Thus, in the development of superalloy compositions, the trend has been to use at least 3 wt% Re to obtain a satisfactory balance of oxidation resistance and high temperature strength.

[0014] However, the cost of the raw materials, and the global shortage of Re in particular, provides a challenge to develop superalloy compositions able to provide the demonstrated improved mechanical properties and oxidation resistance of second generation superalloys, but at low, and preferably 0% Re levels. Heretofore, second-generation properties in nickel base superalloys having less than 3 wt% Re has previously not been attained.

[0015] Accordingly, it would be desirable to provide nickel-base superalloy compositions having less than 3 wt% Re content that are able to provide single-crystal and directionally solidified articles having required high temperature characteristics.

BRIEF DESCRIPTION OF THE INVENTION

[0016] The above-mentioned need or needs may be met by exemplary embodiments which provide nickel-base superalloy compositions able to provide the required thermal mechanical properties, creep strength, and oxidation resistance with reduced Re content as compared to second-generation (i.e. 3 wt% Re) superalloy compositions.

[0017] An exemplary embodiment provides a nickel base superalloy composition including, in percentages by weight: about 5-8 Cr; about 6.5-9 Co; about 1.3-2.5 Mo; about 4.8-6.8 W; about 6.0-7.0 Ta; if present, up to about 0.5 Ti; about 6.0-6.4 Al; about 1-2.3 Re; if present, up to about 0.6 Hf; if present, up to about 0-1.5 C; if present, up to about 0.015 B; the balance being nickel and incidental impurities; and wherein an Re ratio defined as the weight % of Re relative to the total of the weight % of W and the wt % of Mo, is less than about 0.3.

[0018] An exemplary embodiment provides a nickel base single-crystal article comprising a superalloy including, in percentages by weight: about 5-8 Cr; about 6.5-9 Co; about 1.3-2.5 Mo; about 4.8-6.8 W; about 6.0-7.0 Ta; if present, up to about 0.5 Ti; about 6.0-6.4 Al; about 1-2.3 Re; if present, up to about 0.6 Hf; if present, up to about 0-1.5 C; if present, up to about 0.015 B; the balance being nickel and incidental impurities.

[0019] An exemplary embodiment provides a gas turbine engine component cast from a nickel base superalloy composition consisting of: about 5-8 Cr; about 6.5-9 Co; about 1.3-2.5 Mo; about 4.8-6.8 W; about 6.0-7.0 Ta; if present, up to about 0.5 Ti; about 6.0-6.4 Al; about 1-2.3 Re; if present, up to about 0.6 Hf; if present, up to about 0-1.5 C; if present, up to about 0.015 B; the balance being nickel and incidental impurities, wherein an Re ratio defined as the weight % of Re relative to the total of the weight % of W and the wt % of Mo, is less than about 0.3.

BRIEF DESCRIPTION OF THE DRAWINGS

[0020] The subject matter which is regarded as the invention is particularly pointed out and distinctly claimed in the concluding part of the specification. The invention, however, may be best understood by reference to the following description taken in conjunction with the accompanying drawing figures in which:

[0021] FIG. 1 is a graphical representation of comparative sustained-peak low cycle fatigue (SPLCF) properties.

[0022] FIG. 2 is a graphical representation of comparative Mach 1 Velocity Cyclic Oxidation Test data at 2150 °F.

[0023] FIG. 3 is a graphical representation of comparative Mach 1 Velocity Cyclic Oxidation Test data at 2000 °F.

[0024] FIG. 4 is a graphical representation of comparative Mach 1 Velocity Cyclic Oxidation Test data at 2150 °F.

[0025] FIG. 5 is a graphical representation of creep rupture data at 2100 °F/10 ksi, normalized to a second-generation nickel base superalloy having about 3 wt% Re content.

[0026] FIG. 6 is a graphical representation of creep rupture data at 1600 °F, 1800 °F, 2000 °F, and 2100 °F, normalized to a second-generation nickel base superalloy having about 3 wt% Re.

[0027] FIG. 7 is a graphical representation of SPLCF data at 2000 °F and 1600 °F, normalized to a second-generation nickel base superalloy having about 3 wt% Re.

[0028] FIG. 8 is a graphical representation of SPLCF data at 2000 °F, normalized to a second-generation nickel base superalloy having about 3 wt% Re.

[0029] FIG. 9 is a schematic representation of an exemplary gas turbine engine turbine blade.

DETAILED DESCRIPTION OF THE INVENTION

[0030] Referring to the drawings wherein identical reference numerals denote the same elements throughout the various views, FIG. 9 depicts a component article 20 of the gas turbine engine, illustrated as a gas turbine blade 22. The gas turbine blade 22 includes an airfoil 24, and attachment 26 in the form of the dovetail to attach the gas turbine blade 22 to the turbine disc (not shown), and a laterally extending platform 28 intermediate the airfoil 24 and the attachment 26. In one exemplary embodiment, a component article 20 is substantially a single crystal. That is, the component article 20 is at least about 80% by volume, and more preferably at least about 95% by volume, a single grain with a single crystallographic orientation. There may be minor volume fractions of other crystallographic orientations and also regions separated by low-angle boundaries. The single-crystal structure is prepared by the directional solidification of an alloy composition by methods known to those with skill in the art. In another exemplary

embodiment, the component article 20 is a directionally oriented poly-crystal, in which there are at least several grains all with a commonly oriented preferred growth direction.

[0031] The use of the alloy composition discussed herein is not limited to the gas turbine blade 22, and it may be employed in other articles such as gas turbine vanes, or articles that are not to be used in gas turbine engines.

[0032] Embodiments disclosed herein balance the contributions of various alloying elements to the thermal mechanical properties, creep strength, and oxidation resistance of the compositions while minimizing detrimental effects. All values are expressed as a percentage by weight unless otherwise noted.

[0033] For example, certain embodiments disclosed herein include at least about 5% chromium (Cr). Amounts less than about 5% may reduce the hot corrosion resistance. Amounts greater than about 8% may lead to topologically close-packed (TCP) phase instability and poor cyclic oxidation resistance.

[0034] Certain embodiments disclosed herein include at least about 6.5% to about 9% Cobalt (Co). Other embodiments disclosed herein include about 7% to about 8% Co. Lower amounts of cobalt may reduce alloy stability. Greater amounts may reduce the gamma prime solvus temperature, thus impacting high temperature strength and oxidation resistance.

[0035] Certain embodiments disclosed herein include molybdenum (Mo) in amounts from about 1.3% to 2.5%. Other embodiments may include Mo in amounts of from about 1.3% to about 2.2%. The minimum value is sufficient to impart solid solution strengthening. Amounts exceeding the maximum may lead to surface instability. Greater amounts of Mo may also negatively impact both hot corrosion and oxidation resistance.

[0036] Certain embodiments disclosed herein include tungsten (W) in amounts from about 4.75% to about 6.75%. Lower amounts of W may decrease strength. Higher

amounts may produce instability with respect to TCP phase formation. Higher amounts may also reduce oxidation capability.

[0037] Certain embodiments disclosed herein may include tantalum (Ta) in amounts from about 6.0% to about 7.0%. Other embodiments may include Ta in amounts from about 6.25% to about 6.5%.

[0038] Certain embodiments disclosed herein may include aluminum (Al) in amounts from about 6.0% to about 6.5%. Other embodiments may include from about 6.2% to about 6.5% Al.

[0039] Certain embodiments disclosed herein may optionally include up to about 0.5% titanium (Ti). Titanium is a potent gamma prime hardener. The optional Ti addition can strengthen the gamma prime phase, thus improving creep capability. However, oxidation resistance can be adversely affected by the addition of Ti, especially at levels greater than about 0.5%.

[0040] Certain embodiments disclosed herein, particularly those compositions for use in highest-temperature applications (i.e., turbine blades), may include rhenium (Re) in amounts of from about 1.0% to about 2.3%. The addition of Re at these levels provides the desired high temperature creep resistance of the superalloy. Re is a potent solid solution strengthener that partitions to the gamma phase. Re also diffuses slowly, which limits coarsening of the gamma prime phase.

[0041] Certain embodiments disclosed herein include hafnium (Hf) in amounts of from about 0.15% to about 0.6%. Hafnium is utilized to improve the oxidation and hot corrosion resistance of coated alloys and can improve the life of an applied thermal barrier coating. Hafnium additions of about 0.7% can be satisfactory, but additions of greater than about 1% adversely impact stress rupture properties and the incipient melting temperature.

[0042] Certain embodiments disclosed herein may include up to about 0.004% boron (B). B provides strains for low angle boundaries and enhanced acceptability limits for components having low angle grain boundaries.

[0043] Carbon (C) may be present in certain embodiments in amounts of from about 0.03% to about 0.06%. The lower limit provides sufficient C to allow for a cleaner melting alloy and to aid in promoting corrosion resistance.

[0044] Rare earth additions, i.e., yttrium (Y), lanthanum (La), and cerium (Ce), may be optionally provided in certain embodiments in amounts up to about 0.03%. These additions may improve oxidation resistance by enhancing the retention of the protective alumina scale. Greater amounts may promote mold/metal reaction at the casting surface, increasing the component inclusion content.

[0045] An exemplary embodiment includes a nickel base superalloy that may be utilized to produce single crystal articles, the superalloy including, in percentages by weight: 5-8 Cr, 6.5-9 Co, 1.3-2.5 Mo, 4.8-6.8 W, 6.0-7.0 Ta, 0.05-0.5 Ti, 6.0-6.4 Al, 1.0-2.3 Re, 0.15-0.6 Hf, 0-1.5 C, 0-0.015 B, with the balance including nickel and incidental impurities.

[0046] An exemplary embodiment includes a nickel base superalloy comprising, in nominal composition: 6.0 Cr, 7.5 Co, 2.0 Mo, 6.0 W, 6.5 Ta, 0 Ti, 6.2 Al, 1.5 Re, 0.15 to 0.6 Hf, 0.03-0.06 C, 0.004 B, the balance being nickel and incidental impurities.

[0047] Exemplary embodiments include a nickel base superalloy that may be utilized to produce single crystal articles, the superalloy including about 6-7 Cr, about 7.5 Co, about 1.5-2.0 Mo, about 5-6.5 W, about 6.5 Ta, optionally up to about 0.5 Ti, about 6.2 Al, about 1-2.3 Re, about 0.15-0.6 Hf, about 0.03-0.05 C, about 0.004 B, the balance being nickel and incidental impurities. Certain of these exemplary embodiments are further characterized by P-values of less than 3360, wherein the P-values are determined

in accordance with the relationship provided above. In exemplary embodiments, the P-values are less than 3245. In other exemplary embodiments, the P-values range from about 2954 to about 3242.

[0048] Exemplary embodiments disclosed herein may be characterized by an “Re Ratio” defined herein as the ratio of wt% Re to the total of wt% W plus wt% Mo. Certain embodiments disclosed herein thus compare amounts of Re, a potent strengthening agent to improve high temperature strength, to the amount of W and Mo, which are gamma strengthening refractory elements.

[0049] Certain embodiments disclosed herein include nickel base superalloy compositions comprising Mo, W and Re, wherein the Re ratio is less than about 0.30. For comparative purposes, the nominal composition of Rene N5 includes 5% W, 1.5% Mo, and 3.0% Re, yielding a Re ratio of 0.46. The nominal composition of PWA-1484 includes 6% W, 2% Mo, and 3% re, yielding a Re ration of 0.38. The nominal composition of CMSX-4 includes 6% W, 0.6% Mo, and 3% Re, yielding a Re ratio of 0.45.

[0050] For example, embodiments disclosed herein include nickel-base superalloy compositions including from about 5 to about 6.5 wt% W, from about 1.5 to about 2 wt% Mo, and from about 1 to about 2.3 wt% Re, wherein the Re ratio is less than 0.30, and more preferably less than .27, and more preferably less than .25.

[0051] Exemplary embodiments disclosed herein include nickel base superalloy compositions comprising less than about 2.5 wt% Re, and comprising W and Mo in amounts such that the Re ratio is less than 0.3, and wherein an associated P-value is less than about 3360, and more preferably less than about 3245.

[0052] Certain embodiments disclosed herein provide at least one of creep rupture, high temperature oxidation resistance, or sustained peak low cycle fatigue resistance comparable to data associated with Rene N5, PWA-1484 and CMSX-4

wherein the superalloy composition comprises less than 3% Re, more preferably less than 2.3% Re, more preferably not more than 2% Re, and wherein the Re ratio is less than 0.3.

[0053] Certain embodiments disclosed herein include nickel base superalloys particularly useful in columnar-grained directionally solidified superalloy articles including, for example, embodiments with increased amounts of C (0.06-0.11%), B (0.008-0.015%) and Hf (up to about 1.5%).

[0054] Table 1 below provides an exemplary composition series and associated Re ratios and P-values. The values for each composition are given in weight %, the balance being nickel and incidental impurities. For comparative purposes, a nominal composition, Re ratio, and P value is provided for Rene N5.

[0055] Table 2 below provides another exemplary composition series, associated Re ratios, and Creep Rupture (CR) data, normalized to a second-generation (i.e. 3% Re) nickel base superalloy. The exemplary compositions in Table 2 provide compositions having about 1 wt% Re which are able to provide desired creep rupture strength. Data from Table 2 as compared to a second-generation alloy (3 wt% Re) and a first generation alloy (0 wt% Re) is presented in FIG. 8.

TABLE 1

Alloy	Al	Ta	Cr	W	Mo	Re	Co	C	B	Hf	Re	P-
R N5	6.2	6.5	7	5	1.5	3	7.5	0.05	0.004	0.15	0.46	3069
1	6.2	6.5	6	6	1.5	0	7.5	0.03	0.004	0.15	0.00	3025
2	6.2	6.5	6	6	2	0	7.5	0.03	0.004	0.15	0.00	3030
3	6.2	6.5	6	6.5	1.5	0	7.5	0.03	0.004	0.15	0.00	3037
4	6.2	6.5	6	6.5	2	0	7.5	0.03	0.004	0.15	0.00	3042
5	6.2	6.5	6	6	1.5	1.5	7.5	0.03	0.004	0.15	0.20	3175
6	6.2	6.5	6	6	1.5	2	7.5	0.03	0.004	0.15	0.27	3225
7	6.2	6.5	6	6	2	2	7.5	0.03	0.004	0.15	0.25	3230
8	6.2	6.5	6	6	2	1.5	7.5	0.03	0.004	0.15	0.19	3180
9	6.2	6.5	6	6.5	1.5	1.5	7.5	0.03	0.004	0.15	0.19	3187
10	6.2	6.5	6	6.5	1.5	2	7.5	0.03	0.004	0.15	0.25	3237
11	6.2	6.5	6	6.5	2	2	7.5	0.03	0.004	0.15	0.24	3242
12	6.2	6.5	6	6.5	2	1.5	7.5	0.03	0.004	0.15	0.18	3192
13	6.2	6.5	6	6	1.5	1.5	7.5	0.03	0.004	0.6	0.20	3099
14	6.2	6.5	6	6.5	2	1.5	7.5	0.03	0.004	0.6	0.18	3116
15	6.2	6.5	6	6.5	1.5	0	7.5	0.03	0.004	0.6	0.00	2961
16	6.2	6.5	6	6	2	0	7.5	0.03	0.004	0.6	0.00	2954

TABLE 2

Alloy	Al	Ta	Cr	W	Mo	Re	Co	C	B	Ti	Re	N, CR
1A	6.2	7	6	6.5	1.75	1	7.3	0.04	0.004	0.3	0.14	1.03
2A	6.2	6.5	6	6.5	2.25	1	7.3	0.04	0.004	0	0.18	1.05
3A	6.2	7	6	6	2.25	1	7.3	0.04	0.004	0	0.19	1.06
4A	6.2	6	6	6.5	2.25	1	7.3	0.04	0.004	0.3	0.18	1.06
5A	6.2	6.5	6	6	2.25	1	7.3	0.04	0.004	0.3	0.19	1.10
6A	6.2	7	6	5.5	2.25	1	7.3	0.04	0.004	0.3	0.20	1.10
7A	6.2	6.5	6	6.5	2	1	7.3	0.04	0.004	0.3	0.16	1.11
8A	6.2	7	6	6	2	1	7.3	0.04	0.004	0.3	0.17	1.12
9A	6.2	7	6	6.5	2.25	1	7.3	0.04	0.004	0	0.18	1.21
10A	6.2	6.25	6.4	6.5	2.25	1	7.5	0.04	0.004	0.3	0.17	1.25
11A	6.2	6.5	6	6.5	2.25	1	7.3	0.04	0.004	0.3	0.18	1.27
12A	6.2	7	6	6.5	2	1	7.3	0.04	0.004	0.3	0.16	1.30
13A	6.2	7	6	6	2.25	1	7.3	0.04	0.004	0.3	0.19	1.35
14A	6.2	7	6.4	6.5	2.25	1	7.5	0.04	0.004	0.3	0.17	1.38
15A	6.2	7	6.4	6	2.25	1	7.5	0.04	0.004	0	0.18	1.40
16A	6.2	6.5	6.4	6.5	2.25	1	7.5	0.04	0.004	0.3	0.17	1.46
17A	6.2	7	6	6.5	2.25	1	7.3	0.04	0.004	0.3	0.18	1.62

[0056] FIG. 1 illustrates the improved sustained-peak low cycle fatigue (SPLCF) properties of certain embodiments disclosed herein that are beyond that of first-generation superalloys, and more comparable to second-generation superalloys. First generation SC superalloys do not offer thermal mechanical failure (TMF) resistance required in many hot section components. SPLCF is driven by a unique combination of properties, one of which is oxidation resistance. SPLCF or TMF capability is important for cooled hardware because of the temperature gradient within the part.

[0057] FIG. 2 provides a comparative graphical representation of data showing weight loss over time during a Mach 1 Velocity Cyclic Oxidation Test at 2150 °F, illustrating improved oxidation resistance for certain embodiments disclosed herein.

[0058] FIG. 3 provides a comparative graphical representation of data showing weight loss over time during a Mach 1 Velocity Cyclic Oxidation Test at 2000 °F, illustrating improved oxidation resistance for certain embodiments disclosed herein.

[0059] FIG. 4 provides a comparative graphical representation of data showing weight loss over time during a Mach 1 Velocity Cyclic Oxidation Test at 2000 °F, illustrating improved oxidation resistance for certain embodiments disclosed herein.

[0060] FIG. 5 is a graphical representation of creep rupture data at 2100 °F/10 ksi, normalized to a second-generation nickel base superalloy having about 3 wt% Re content. Certain embodiments disclosed herein compare favorably with the second-generation superalloys, and exhibit marked improvement over first-generation superalloys. It is believed that stability of the gamma prime phase, especially at temperatures in excess of 2100 °F, contributes to the improved properties. In certain of the compositions disclosed herein, the volume fraction of the gamma prime phase at 2150 °F is about 46%, comparable to second-generation superalloys, and generally greater than first-generation superalloys. The relative stability of the gamma prime phase benefits the SPLCF resistance and positively affects the creep rupture properties at 2100 °F.

[0061] Creep rupture data, normalized to a second-generation nickel base superalloy illustrate that embodiments disclosed herein having low Re content are more comparable to second-generation superalloys than first-generation superalloys. Normalized creep rupture data at 1600 °F, 1800 °F, 2000 °F, and 2100 °F for alloy 5-alloy 14 (Table 1) is provided in FIG. 6.

[0062] FIG. 7 is a graphical representation of SPLCF data at 2000 °F and 1600 °F, normalized to a second-generation nickel base superalloy having about 3 wt% Re.

[0063] FIG. 8 is a graphical representation of SPLCF data at 2000 °F, normalized to a second-generation nickel base superalloy having about 3 wt% Re.

[0064] Superalloy compositions disclosed herein may be utilized to produce single crystal articles having temperature capability on par with articles made from second-generation superalloys. An article so produced may be a component for a gas turbine engine. Such an article may be an airfoil member for a gas turbine engine blade or vane. The article so produced may be a nozzle, shroud, splash plate, or other high temperature component.

[0065] Certain exemplary embodiments disclosed herein may be especially useful when directionally solidified as hot-section components of aircraft gas turbine engines, particularly rotating blades.

[0066] A method for producing any of the articles of manufacture disclosed herein includes preparing a nickel base single crystal superalloy element material having a chemical composition as set forth in the disclosed embodiments, from raw materials containing nickel, cobalt, chromium, molybdenum, tungsten, aluminum, tantalum, optionally titanium, less than 3 wt% rhenium, optionally hafnium, optionally carbon, optionally one or more of yttrium, cesium, and lanthanum. The superalloy element material is subjected to suitable heat treatment and suitable subsequent casting processes.

[0067] Thus, superalloy compositions disclosed herein provide the desired thermal mechanical properties, creep strength, and oxidation resistance with reduced Re content by balancing the contributions of compositional elements.

[0068] This written description uses examples to disclose the invention, including the best mode, and also to enable any person skilled in the art to make and use the invention. The patentable scope of the invention is defined by the claims, and may include other examples that occur to those skilled in the art. Such other examples are intended to be within the scope of the claims if they have structural elements that do not differ from the literal language of the claims, or if they include equivalent structural elements with insubstantial differences from the literal languages of the claims.

WHAT IS CLAIMED IS:

1. A nickel base superalloy composition including, in percentages by weight:

about 5-8 Cr; about 6.5-9 Co; about 1.3-2.5 Mo; about 4.8-6.8 W; about 6.0-7.0 Ta; if present, up to about 0.5 Ti; about 6.0-6.4 Al; about 1-2.3 Re; if present, up to about 0.6 Hf; if present, up to about 1.5 C; if present, up to about 0.015 B; if present, up to about 0.03 total of a rare earth selected from Y, La, and Ce, and mixtures thereof; the balance being nickel and incidental impurities;

wherein an Re ratio defined as the weight % of Re relative to the total of the weight % of W and the wt % of Mo, is less than about 0.3.

2. The nickel base superalloy composition according to claim 1 including, in percentages by weight:

about 6-7 Cr; about 7.5 Co; about 1.5-2.0 Mo; about 5-6.5 W; about 6.5 Ta; if present, up to about 0.5 Ti; about 6.2 Al; about 1.3-2.2 Re; about 0.15-0.6 Hf; about 0.03-0.05 C; about 0.004 B; the balance being nickel and incidental impurities.

3. The nickel base superalloy composition according to claim 1 including, in percentages by weight:

about 6.0 Cr; about 7.5 Co; about 2.0 Mo; about 6.0 W; about 6.5 Ta, about 0 Ti; about 6.2 Al; about 1 to about 1.5 Re; about 0.15 to 0.6 Hf; about 0.03 to 0.06 C; about 0.004 B; the balance being nickel and incidental impurities.

4. The nickel base superalloy composition according to claim 1 including, in percentages by weight:

6-7 Cr; about 7.5 Co; about 1.5-2.0 Mo; about 5-6.5 W; about 6.5 Ta; if present, up to about 0.5 Ti; about 6.2 Al; about 0-2 Re; about 0.15-0.6 Hf; about 0.03-0.05 C; about 0.004 B; the balance being nickel and incidental impurities.

5. The nickel base superalloy composition according to claim 1 wherein the Re ratio is less than about 0.27.

6. The nickel base superalloy composition according to claim 1 being characterized by a P-value of less than 3360, wherein the P-value is defined as: $P = -200 \text{ Cr} + 80 \text{ Mo} - 20 \text{ Mo}^2 - 250 \text{ Ti}^2 - 50 (\text{Ti} \times \text{Ta}) + 15 \text{ Cb} + 200 \text{ W} - 14 \text{ W}^2 + 30 \text{ Ta} - 1.5 \text{ Ta}^2 + 2.5 \text{ Co} + 1200 \text{ Al} - 100 \text{ Al}^2 + 100 \text{ Re} + 1000 \text{ Hf} - 2000 \text{ Hf}^2 + 700 \text{ Hf}^3 - 2000 \text{ V} - 500 \text{ C} - 15000 \text{ B} - 500 \text{ Zr}$.

7. The nickel base superalloy composition according to claim 6 wherein the P-value is in a range of from about 2954 to about 3242.

8. The nickel base superalloy composition according to claim 1 wherein the superalloy composition is able to attain sustained-peak low cycle fatigue (SPLCF) properties at 1600 °F and 2000 °F comparable to superalloy compositions having at least about 3 wt% Re.

9. The nickel base superalloy composition according to claim 1 wherein the superalloy composition is able to attain Mach 1 velocity cyclic oxidation properties at

2000 °F and 2150 °F comparable to superalloy compositions having at least about 3 wt% Re.

10. The nickel base superalloy composition according to claim 1 wherein the superalloy composition is able to attain creep rupture strength properties at temperatures up to 2100 °F comparable to superalloy compositions having at least about 3 wt% Re.

11. A nickel base single-crystal article comprising a superalloy including, in percentages by weight:

about 5-8 Cr; about 6.5-9 Co; about 1.3-2.5 Mo; about 4.8-6.8 W; about 6.0-7.0 Ta; if present, up to about 0.5 Ti; about 6.0-6.4 Al; about 1-2.3 Re; if present, up to about 0.6 Hf; if present, up to about 0-1.5 C; if present, up to about 0.015 B; the balance being nickel and incidental impurities.

12. The nickel base single-crystal article according to claim 11 being at least one member selected from the group consisting of a turbine blade, a vane, a nozzle, a shroud, or a splash plate.

13. The nickel base single-crystal article according to claim 11 wherein the superalloy has an Re ratio, defined as the weight % of Re relative to the total of the weight % of W and the wt % of Mo, of less than about 0.3.

14. The nickel base single-crystal article according to claim 11 wherein the superalloy provides at least one of creep rupture, high temperature oxidation resistance, or sustained peak low cycle fatigue resistance comparable to superalloys having at least 3% by weight rhenium.

15. The nickel base single-crystal article according to claim 11 wherein the superalloy comprises, in percentages by weight:

about 6-7 Cr; about 7.5 Co; about 1.5-2.0 Mo; about 5-6.5 W; about 6.5 Ta; if present, up to about 0.5 Ti; about 6.2 Al; about 1.3-2.2 Re; about 0.15-0.6 Hf; about 0.03-0.05 C; about 0.004 B; the balance being nickel and incidental impurities.

16. The nickel base single-crystal article according to claim 11 wherein the superalloy comprises, in percentages by weight:

about 6.0 Cr; about 7.5 Co; about 2.0 Mo; about 6.0 W; about 6.5 Ta, about 0 Ti; about 6.2 Al; about 1 to about 1.5 Re; about 0.15 to 0.6 Hf; about 0.03 to 0.06 C; about 0.004 B; the balance being nickel and incidental impurities.

17. A gas turbine engine component cast from a nickel base superalloy composition comprising:

about 5-8 Cr; about 6.5-9 Co; about 1.3-2.5 Mo; about 4.8-6.8 W; about 6.0-7.0 Ta; if present, up to about 0.5 Ti; about 6.0-6.4 Al; about 1-2.3 Re; if present, up to about 0.6 Hf; if present, up to about 0-1.5 C; if present, up to about 0.015 B; the balance being nickel and incidental impurities;

wherein an Re ratio defined as the weight % of Re relative to the total of the weight % of W and the wt % of Mo, is less than about 0.3.

18. The gas turbine engine component according to claim 17 being cast as a single crystal article.

19. The gas turbine engine component according to claim 17 which is a directionally solidified article.

20. The gas turbine engine component according to claim 17 being at least one member of the group consisting of an airfoil member for a gas turbine engine blade or vane, a nozzle, a shroud, and a splash plate.

1/9

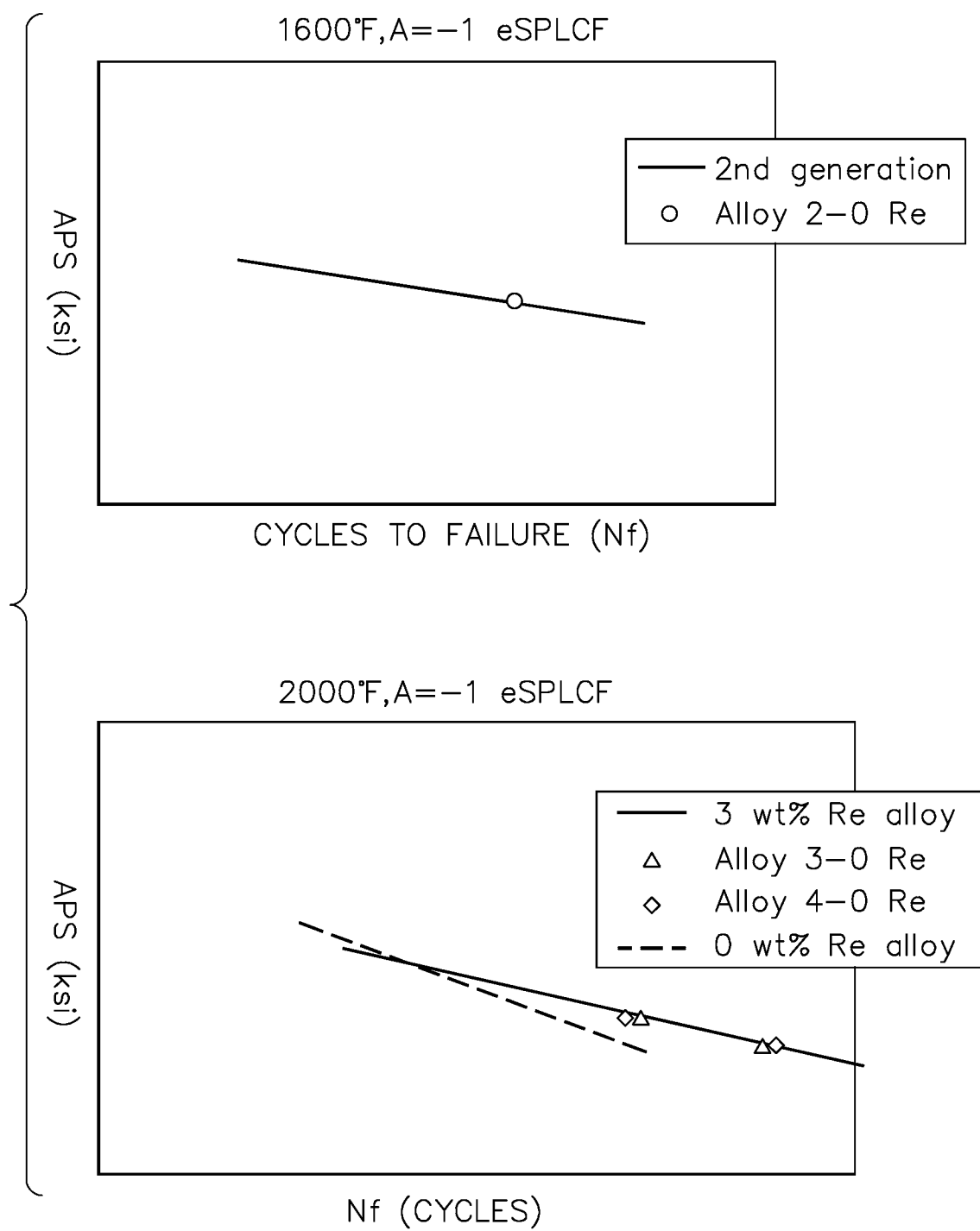


FIG. 1

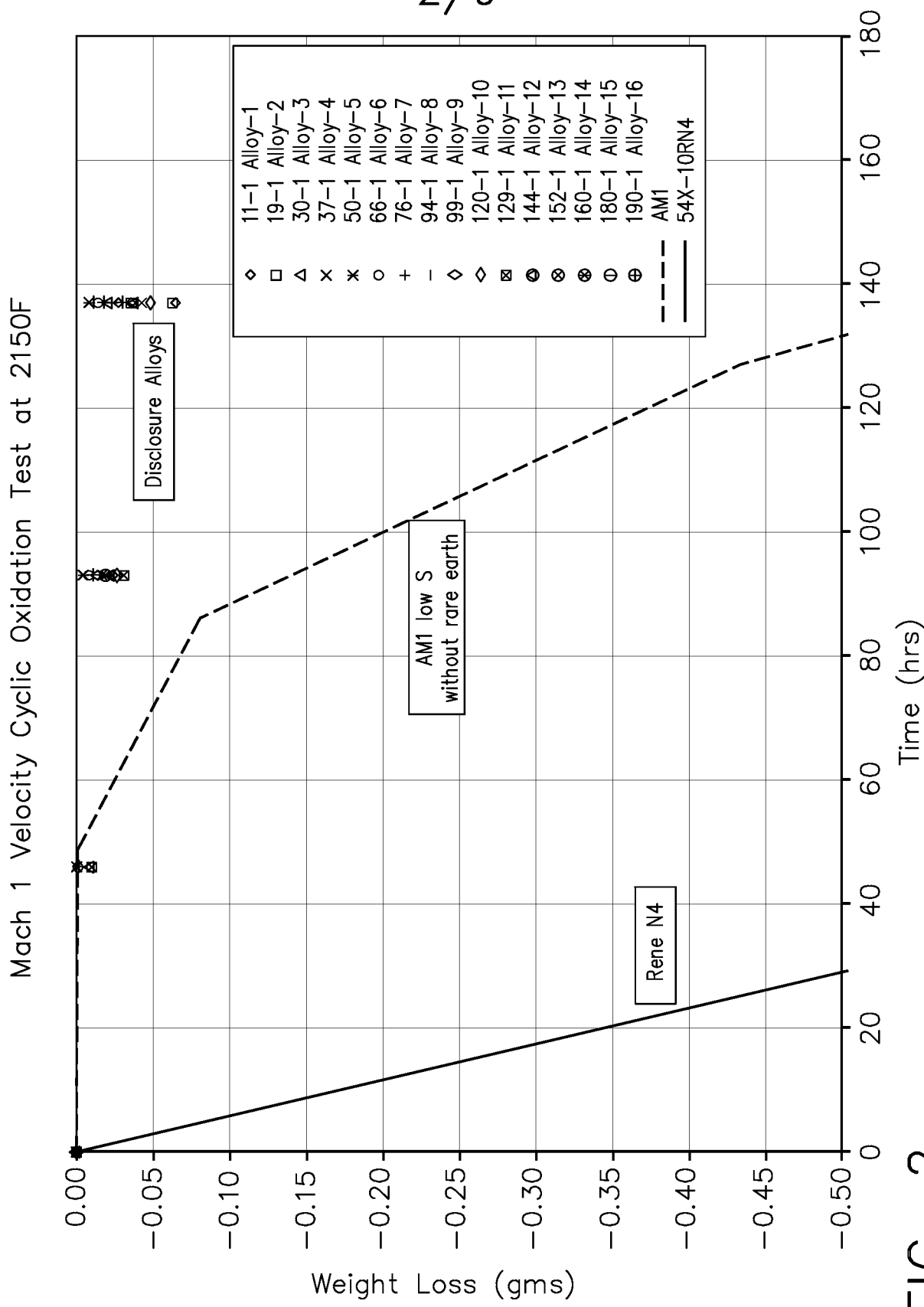


FIG. 2

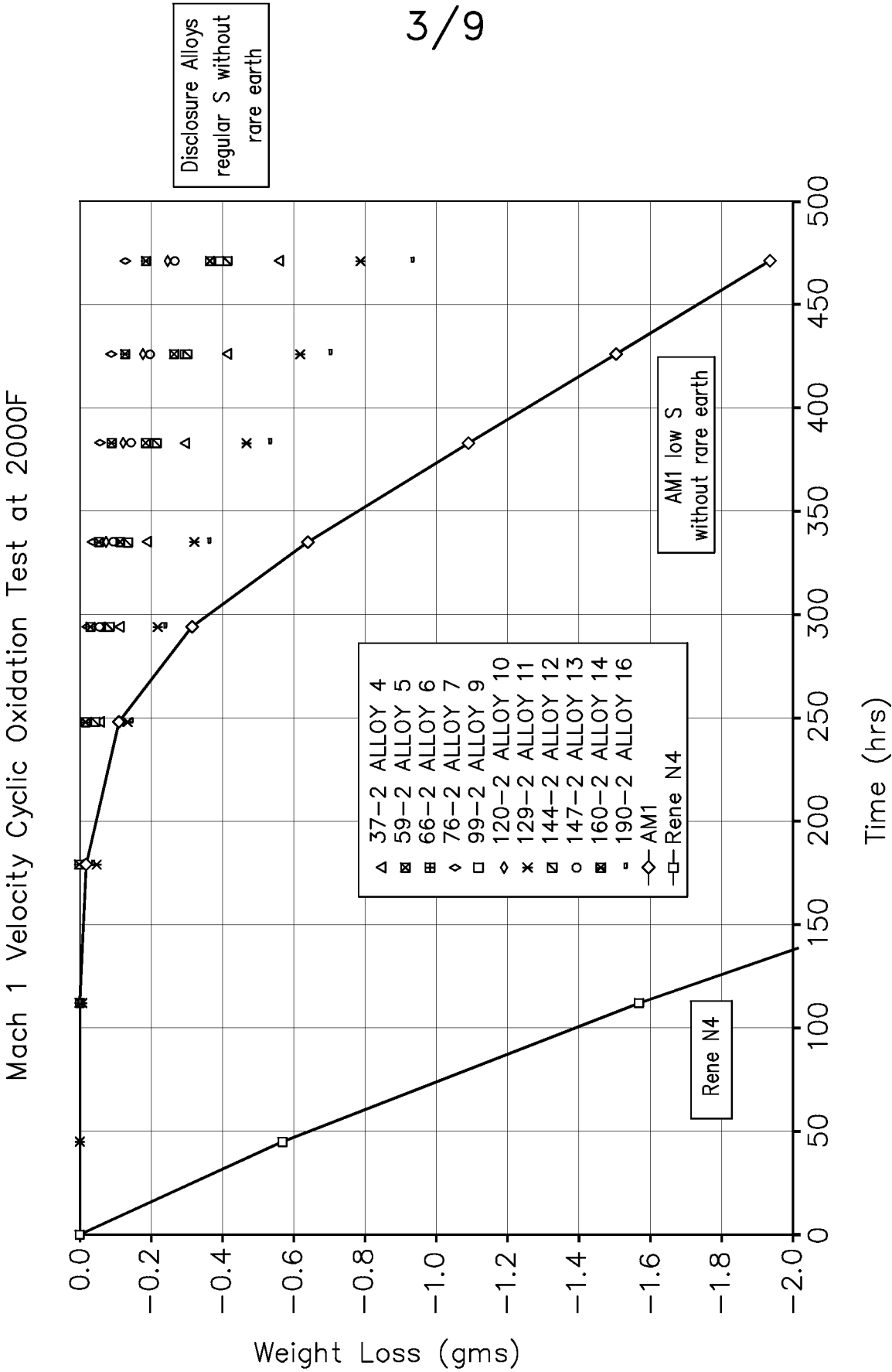


FIG. 3

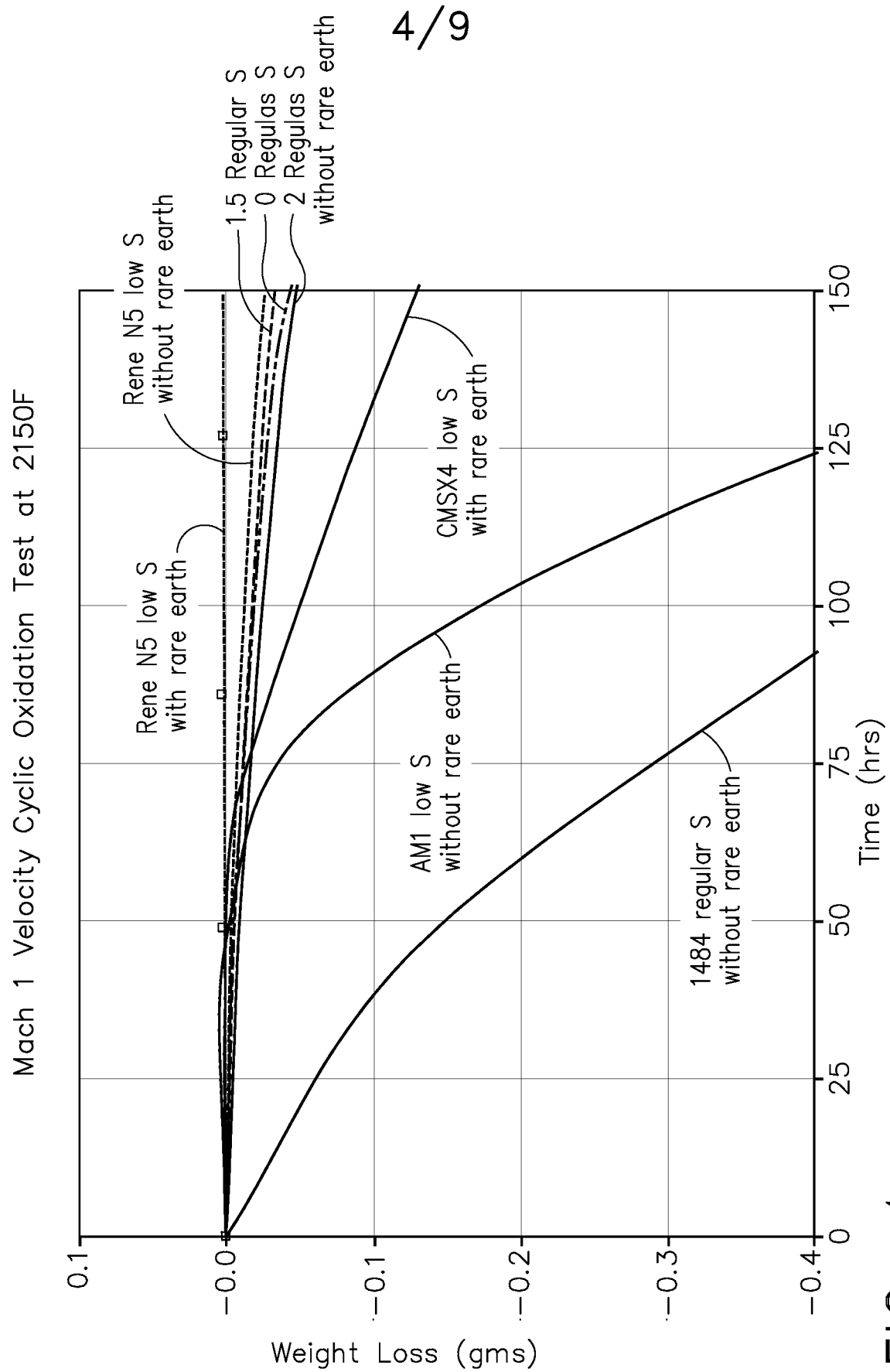


FIG. 4

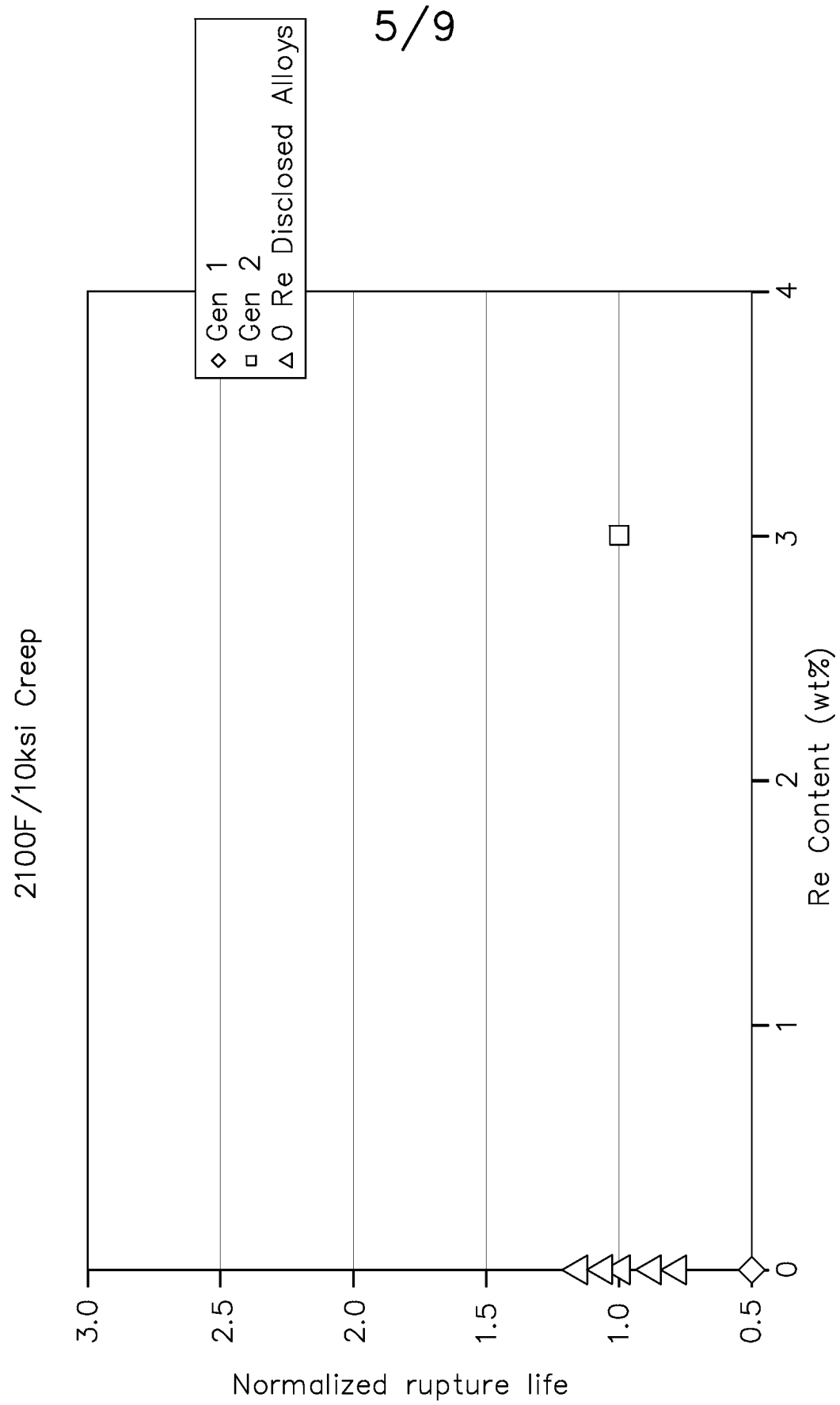


FIG. 5

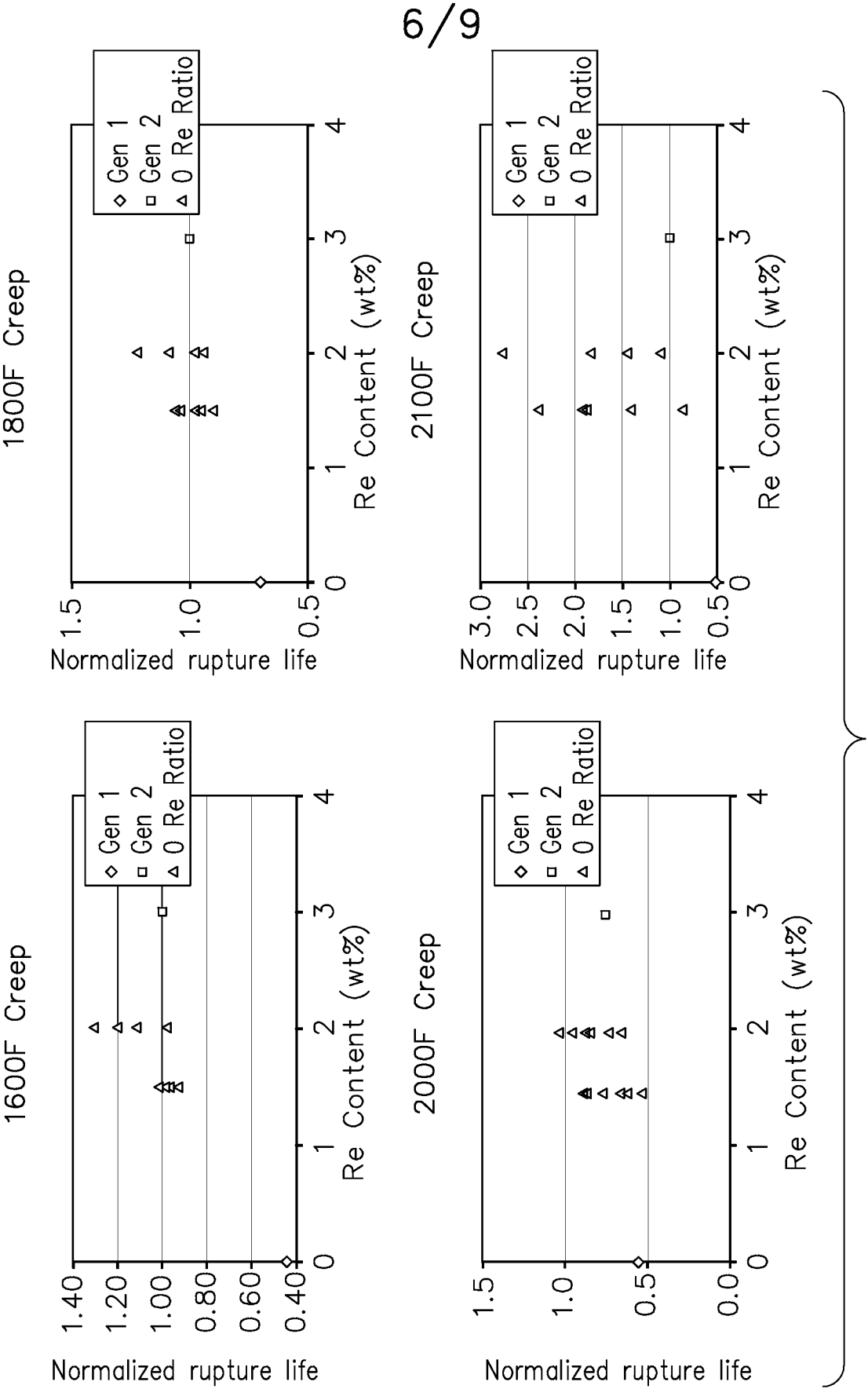


FIG. 6

7/9

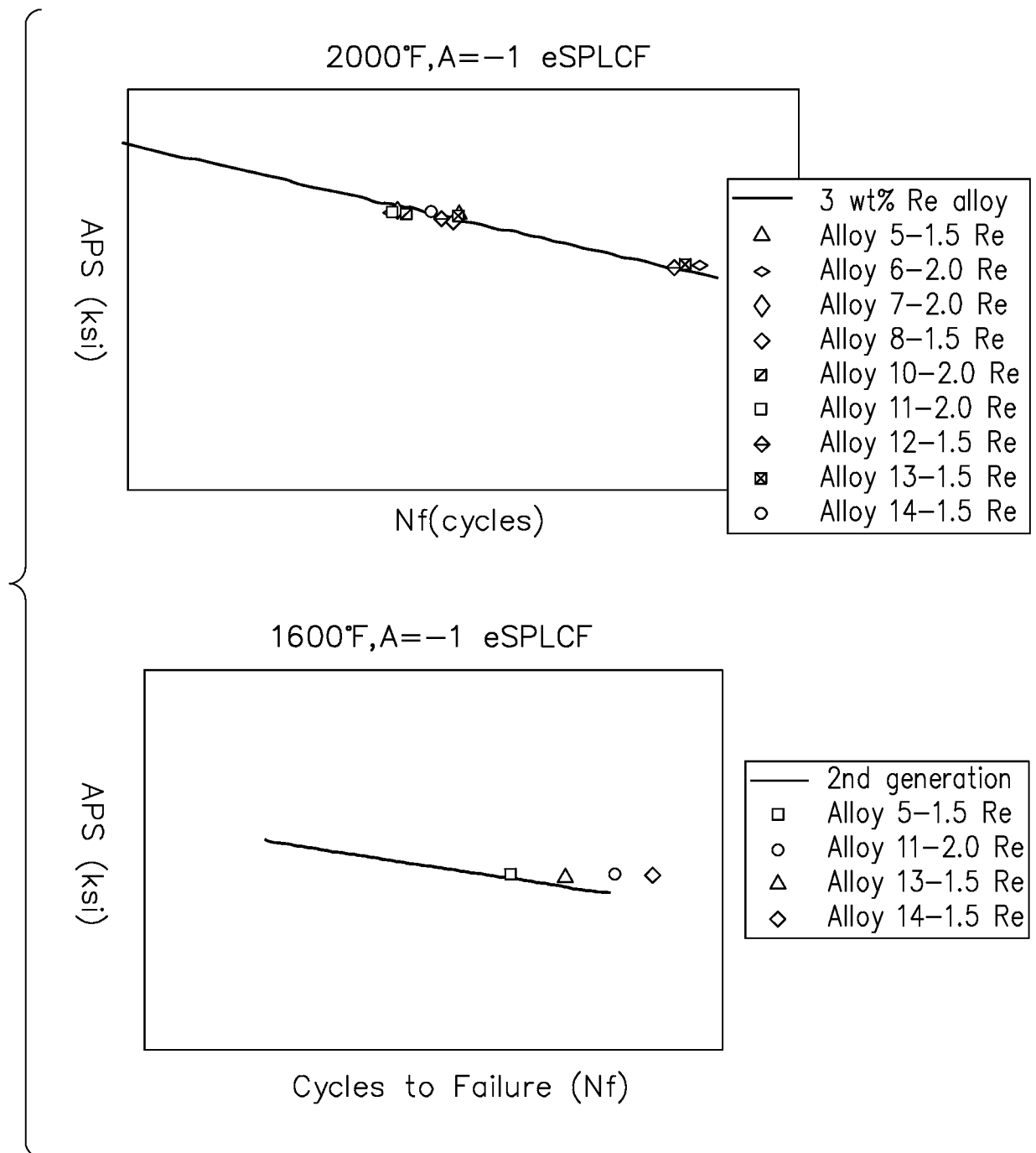
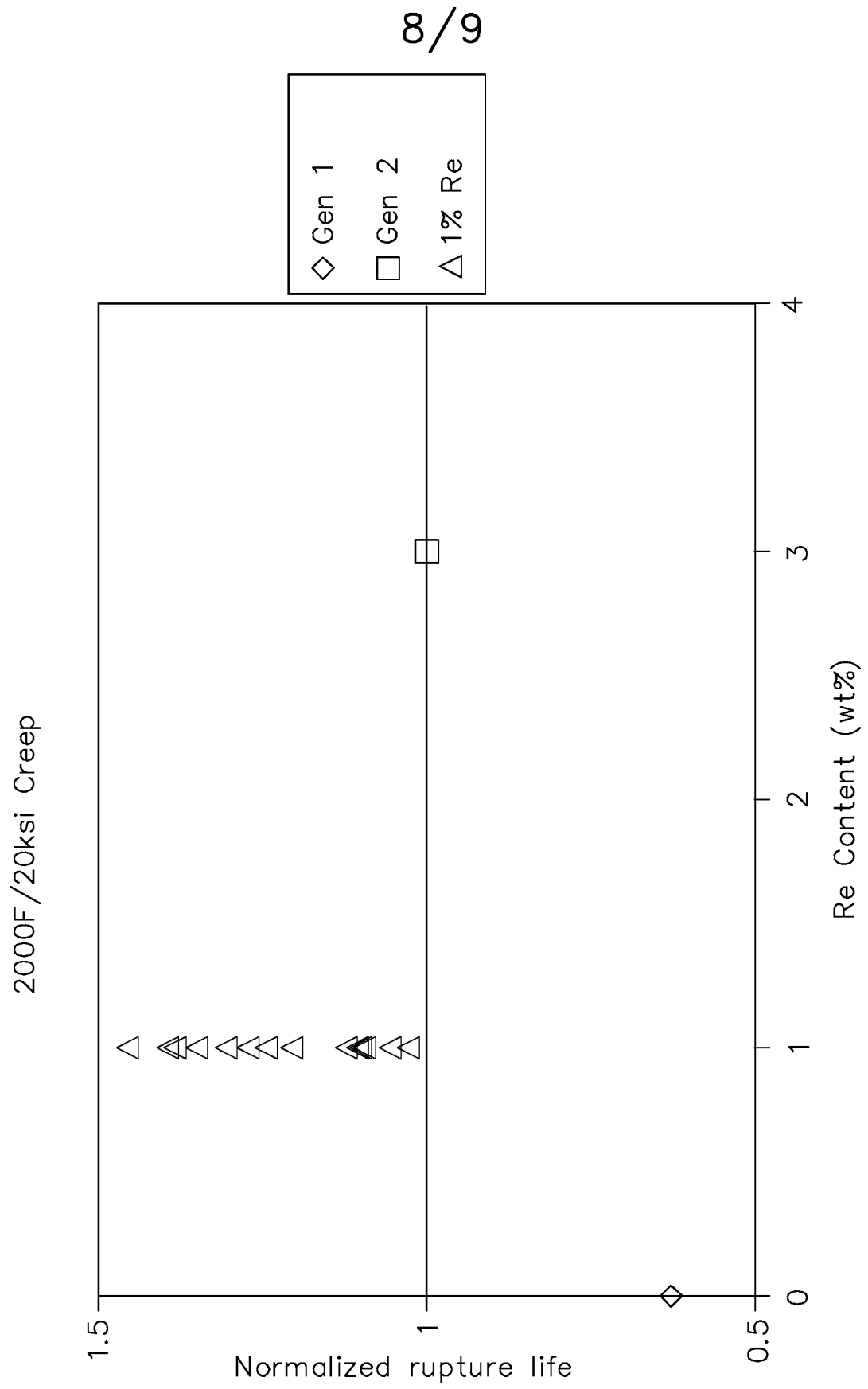


FIG. 7


$$\frac{\infty}{F/G}$$

9/9

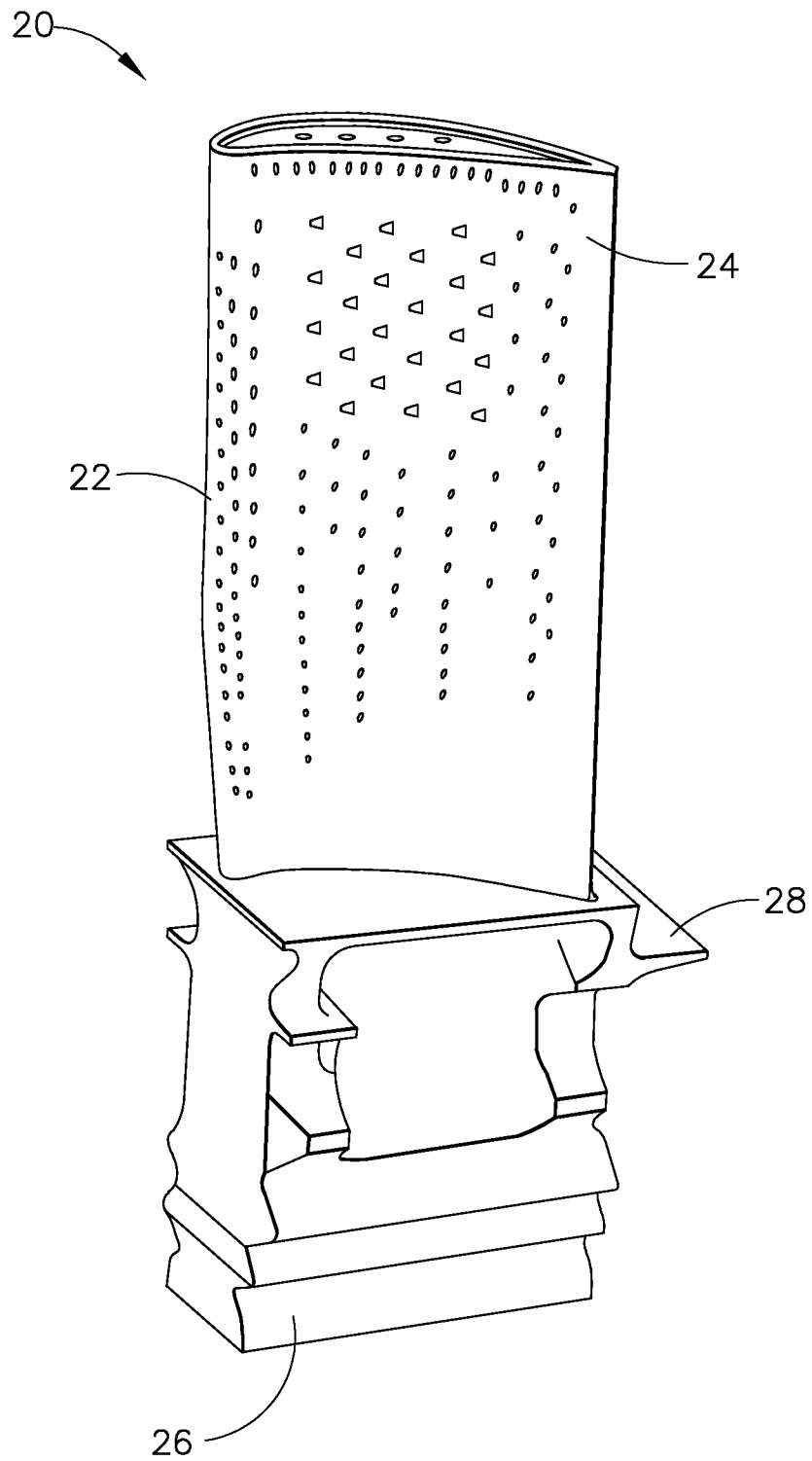


FIG. 9

INTERNATIONAL SEARCH REPORT

International application No

PCT/US2008/074168

A. CLASSIFICATION OF SUBJECT MATTER

INV. C22C19/05 C30B29/52

According to International Patent Classification (IPC) or to both national classification and IPC

B. FIELDS SEARCHED

Minimum documentation searched (classification system followed by classification symbols)

C22C C30B

Documentation searched other than minimum documentation to the extent that such documents are included in the fields searched

Electronic data base consulted during the international search (name of data base and, where practical, search terms used)

EPO-Internal, WPI Data, PAJ, CHEM ABS Data

C. DOCUMENTS CONSIDERED TO BE RELEVANT

Category*	Citation of document, with indication, where appropriate, of the relevant passages	Relevant to claim No.
X Y	JP 08 041566 A (ISHIKAWAJIMA HARIMA HEAVY IND) 13 February 1996 (1996-02-13) the whole document	1,5-14, 17-20 2-4,15, 16
X Y	US 5 660 649 A (BORNSTEIN NORMAN S [US] ET AL) 26 August 1997 (1997-08-26) claims 1-3 column 1, line 10 - column 3, line 35	1,5-14, 17-20 2-4,15, 16
A	US 6 096 141 A (KING WARREN TAN [US] ET AL) 1 August 2000 (2000-08-01) claims 1-4 ----- -/--	1-20



Further documents are listed in the continuation of Box C.



See patent family annex.

* Special categories of cited documents :

- *A* document defining the general state of the art which is not considered to be of particular relevance
- *E* earlier document but published on or after the international filing date
- *L* document which may throw doubts on priority claim(s) or which is cited to establish the publication date of another citation or other special reason (as specified)
- *O* document referring to an oral disclosure, use, exhibition or other means
- *P* document published prior to the international filing date but later than the priority date claimed

T later document published after the international filing date or priority date and not in conflict with the application but cited to understand the principle or theory underlying the invention

X document of particular relevance; the claimed invention cannot be considered novel or cannot be considered to involve an inventive step when the document is taken alone

Y document of particular relevance; the claimed invention cannot be considered to involve an inventive step when the document is combined with one or more other such documents, such combination being obvious to a person skilled in the art.

G document member of the same patent family

Date of the actual completion of the international search

11 February 2009

Date of mailing of the international search report

18/02/2009

Name and mailing address of the ISA/

European Patent Office, P.B. 5818 Patentlaan 2
NL - 2280 HV Rijswijk
Tel. (+31-70) 340-2040,
Fax: (+31-70) 340-3016

Authorized officer

Vlassi, Eleni

INTERNATIONAL SEARCH REPORT

International application No

PCT/US2008/074168

C(Continuation). DOCUMENTS CONSIDERED TO BE RELEVANT

Category*	Citation of document, with indication, where appropriate, of the relevant passages	Relevant to claim No.
A	US 6 074 602 A (WUKUSICK CARL STEPHEN [US] ET AL) 13 June 2000 (2000-06-13) cited in the application claims 1-47 table I column 1, line 1 - line 67 -----	1-20
A	US 4 719 080 A (DUHL DAVID N [US] ET AL) 12 January 1988 (1988-01-12) cited in the application claims 1-16 tables I-IV column 1, line 1 - column 3, line 68 -----	1-20
A	US 5 035 958 A (JACKSON MELVIN R [US] ET AL) 30 July 1991 (1991-07-30) table 1 column 1, line 20 - column 2, line 63 -----	1-20
A	EP 1 201 778 A (UNITED TECHNOLOGIES CORP [US]) 2 May 2002 (2002-05-02) claims 1-36 table I -----	1-20

INTERNATIONAL SEARCH REPORT

Information on patent family members

International application No

PCT/US2008/074168

Patent document cited in search report		Publication date	Patent family member(s)	Publication date
JP 8041566	A	13-02-1996	NONE	
US 5660649	A	26-08-1997	NONE	
US 6096141	A	01-08-2000	NONE	
US 6074602	A	13-06-2000	NONE	
US 4719080	A	12-01-1988	CA 1251059 A1	14-03-1989
			DE 3686525 D1	01-10-1992
			DE 3686525 T2	21-01-1993
			EP 0208645 A2	14-01-1987
			IL 78072 A	10-09-1989
			JP 1808448 C	10-12-1993
			JP 5008263 B	01-02-1993
			JP 61284545 A	15-12-1986
US 5035958	A	30-07-1991	NONE	
EP 1201778	A	02-05-2002	AT 301203 T	15-08-2005
			CN 1357642 A	10-07-2002
			DE 60112382 D1	08-09-2005
			DE 60112382 T2	01-06-2006
			JP 2002167636 A	11-06-2002
			KR 20020033576 A	07-05-2002
			MX PA01011048 A	12-08-2004
			US 2005271886 A1	08-12-2005