

(No Model.)

A. R. REESE.  
TREE BOX.

No. 334,807.

Patented Jan. 26, 1886.

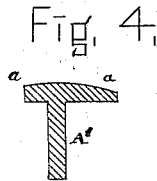
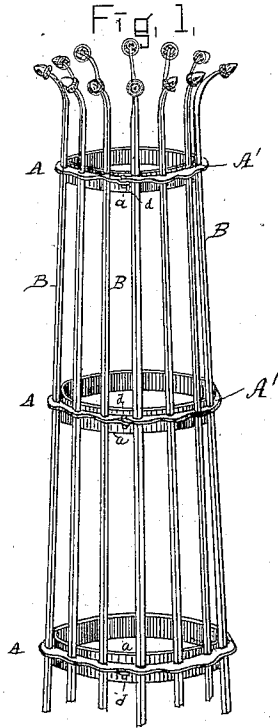


Fig. 2,

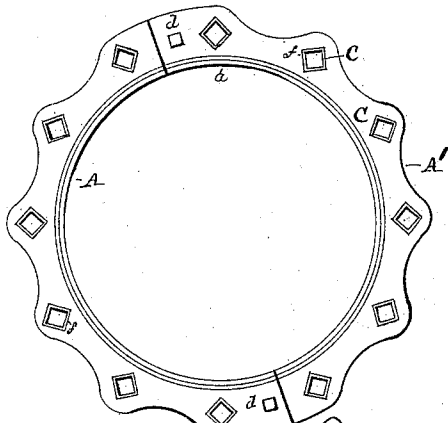
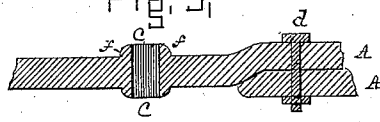


Fig. 3,



*Adam R. Reese*  
INVENTOR

WITNESSES:

*Geo. H. Spenceborn.*  
*George F. Whitlock.*

BY *John R. Bennett*  
ATTORNEY

# UNITED STATES PATENT OFFICE.

ADAM R. REESE, OF PHILLIPSBURG, NEW JERSEY.

## TREE-BOX.

SPECIFICATION forming part of Letters Patent No. 334,807, dated January 26, 1886.

Application filed April 24, 1884. Serial No. 129,151. (No model.)

*To all whom it may concern:*

Be it known that I, ADAM R. REESE, of Phillipsburg, in the county of Warren and State of New Jersey, have invented a certain new and useful Improvement in Tree-Boxes, of which the following is a specification.

The object of my invention is to make a strong, durable, and ornamental tree-box.

My improvement in tree-boxes consists of two or more rings made substantially T-shaped in cross-section, provided with square holes in which square rods are securely held by swaging a rim or burr which surrounds the holes firmly against the rods. The rings have a smooth vertical face inside, representing the top of the T, the leg of the T projecting horizontally to hold the burrs and add to the strength of the ring. These rings are made in halves, and the ends overlap and are secured together by bolting. A small burr is cast around each hole.

In the drawings, Figure 1 is a perspective view of one of the tree-boxes. Fig. 2 is a plan view of one of the rings. Fig. 3 is a section on an enlarged scale through the point of junction of the two halves of the ring, and also through one of the holes, showing the projecting burr of metal. Fig. 4 is a cross-section of the ring. The flange with the curved face is the one next the tree.

A A A are rings or bands composed of semicircular parts secured together by bolts *d*. The inner faces, *a*, of said rings or bands are rounded or oval, the outer face being provided with an integral flange or projection, *A'*, corrugated on its edge, and having square holes *c* therein, which holes have rims or burrs *f*, for securing the square rods B in place by calking or pressing said rims or burrs against the rods.

I cast around the holes in the ring, in both the upper and lower side of the flange, a rib projecting about one-eighth of an inch from the face of the flange on the ring, to form material for calking around the upright rods when inserted. By this device, the rings being made malleable, I can secure the rods firmly by calking the projecting ribs around

the holes, which give plenty of material to set up to the rods and firmly secure them in place without the use of lead or other calking material, or cutting or notching the rods.

I have the rods bent outward at the top, to prevent them striking against the tree, and it is preferable that the tops should be finished round or acorn-tipped, although any form of tip may be used.

I prefer the use of square rods, first, because they give a more ornamental appearance. When looking at the box, the rods are seen all at different angles at the same time. I set the rods with the one corner outward.

Second. The rods being square and in a square hole, they cannot turn around so as to throw the bent top inward to strike against the trunk of the tree. The tops may be provided with any other tip or left plain, according to fancy. It is desirable to make three or four of these rods longer than the others, to enter the ground or sockets prepared for them, and thus secure the tree-box firmly in place.

I am aware that it is old to secure a metal rod in a bar or plate by means of a burr around the hole, calked against the rod, as this is shown in the patent of M. J. Stark, No. 238,617, dated March 8, 1881. I am also aware that it is old to make tree-boxes with square rods and with rings in sections, as is shown in several patents, and I do not therefore claim these features in themselves; but

What I do claim, and wish to secure by Letters Patent, is—

A tree-box composed of semi-rings, substantially T-shaped in cross-section, lapped upon each other and secured together by bolts and having square holes and rims or burrs, as described, and square rods secured in said holes by calking or pressing the rims or burrs against the rods, substantially as set forth.

In witness whereof I have hereunto set my hand April 19, A. D. 1884.

ADAM R. REESE.

Witnesses:

JOHN F. DUMONT,  
WM. T. RANDALL.