



US00D488574S

(12) **United States Design Patent** (10) **Patent No.:** **US D488,574 S**
Eto (45) **Date of Patent:** **** Apr. 13, 2004**

(54) **FRONT COMBINATION LAMP FOR AN AUTOMOBILE**

(75) Inventor: **Yasutaka Eto, Aichi-ken (JP)**

(73) Assignee: **Toyota Jidosha Kabushiki Kaisha (JP)**

(**) Term: **14 Years**

(21) Appl. No.: **29/180,801**

(22) Filed: **Apr. 30, 2003**

(51) **LOC (7) Cl.** **26-06**

(52) **U.S. Cl.** **D26/28**

(58) **Field of Search** D26/28-36; 362/61, 362/80-83, 83.4, 267, 269, 275, 330-340

(56) **References Cited**

U.S. PATENT DOCUMENTS

| | | | | | |
|------------|---|---------|---------------|-------|--------|
| D473,665 S | * | 4/2003 | Tanabe et al. | | D26/28 |
| D476,430 S | * | 6/2003 | Ikuma et al. | | D26/28 |
| D479,755 S | * | 9/2003 | Yanada | | D26/28 |
| D481,144 S | * | 10/2003 | Takei | | D26/28 |

OTHER PUBLICATIONS

2002 Toyota IST; Brochure of IST; May 2002.

2001 Honda CR-V; Motor Fan; Nov. 9, 2001; pp. 2 and 3.

* cited by examiner

Primary Examiner—Marcus A. Jackson

(74) *Attorney, Agent, or Firm*—SAIDMAN DesignLaw Group

(57) **CLAIM**

The ornamental design for a front combination lamp for an automobile, as shown and described.

DESCRIPTION

FIG. 1 is a front perspective view of a front combination lamp for an automobile showing my new design;

FIG. 2 is a front view thereof;

FIG. 3 is a rear view thereof;

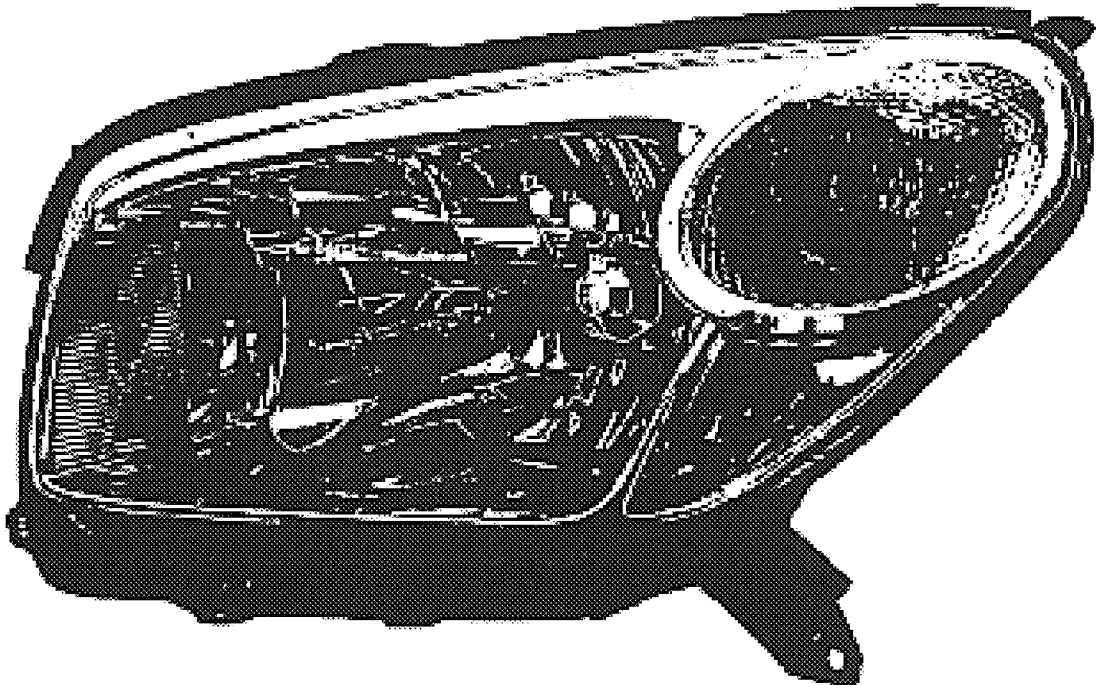
FIG. 4 is a top view thereof;

FIG. 5 is a bottom view thereof;

FIG. 6 is a right-side view thereof; and,

FIG. 7 is a left-side view thereof.

1 Claim, 3 Drawing Sheets



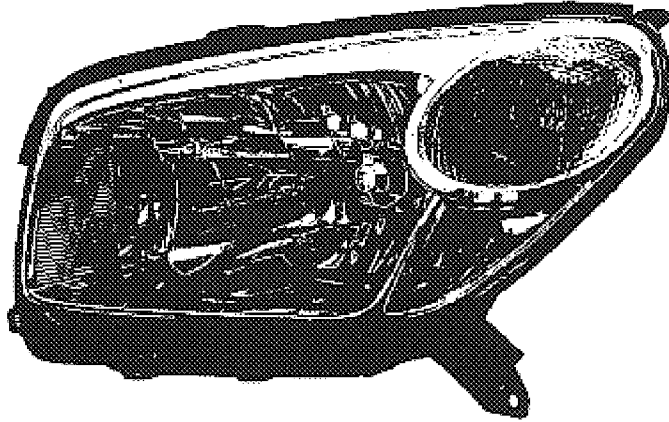


FIG. 1




FIG. 2

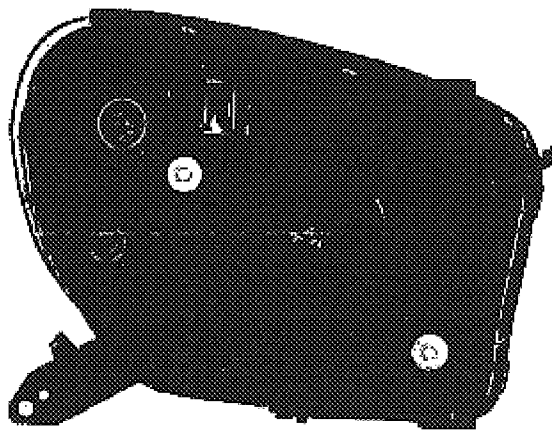


FIG. 3




FIG. 4




FIG. 5

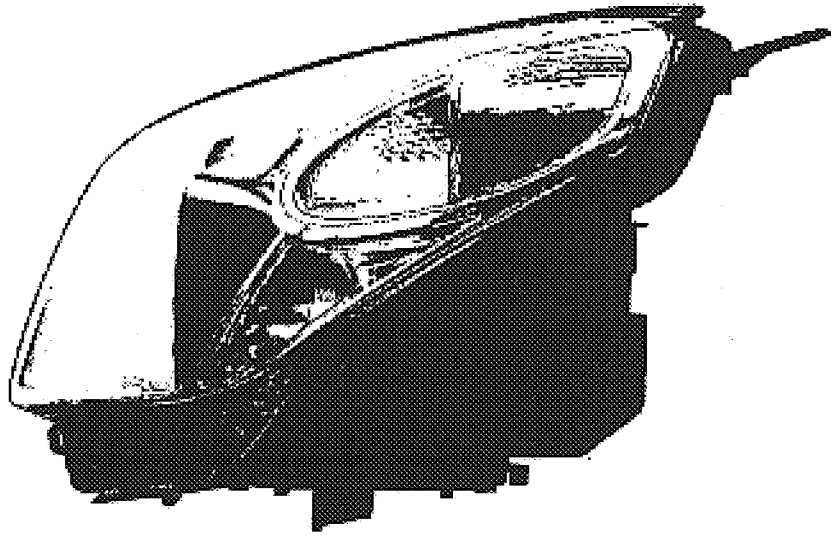


FIG. 6




FIG. 7

UNITED STATES PATENT AND TRADEMARK OFFICE
CERTIFICATE OF CORRECTION

PATENT NO. : Des. 488,574 S
DATED : April 13, 2004
INVENTOR(S) : Yasutaka Eto


Page 1 of 5

It is certified that error appears in the above-identified patent and that said Letters Patent is hereby corrected as shown below:

Delete Title page and Drawing sheets containing figures 1-7. Substitute therefor the Title page and figures 1-7 as shown on the attached sheets

Signed and Sealed this

Fifth Day of April, 2005

A handwritten signature in black ink on a light gray dotted background. The signature reads "Jon W. Dudas" in a cursive style.

JON W. DUDAS

Director of the United States Patent and Trademark Office

(12) **United States Design Patent** (10) Patent No.: **US D488,574 S**
 Eto (45) Date of Patent: **Apr. 13, 2004**

(54) **FRONT COMBINATION LAMP FOR AN AUTOMOBILE**

(75) Inventor: **Yasutaka Eto, Aichi-ken (JP)**

(73) Assignee: **Toyota Jidosha Kabushiki Kaisha (JP)**

(**) Term: **14 Years**

(21) Appl. No.: **29/180,801**

(22) Filed: **Apr. 30, 2003**

(51) LOC (7) CL **D26/06**

(52) U.S. CL **D26/28**

(58) Field of Search **D26/28-36; 362/61, 362/80-83, 83.4, 267, 269, 275, 330-340**

(56) **References Cited**

U.S. PATENT DOCUMENTS

| | | | | | |
|------------|---|---------|----------------|-------|--------|
| D479,645 S | * | 4/2003 | Tsunobu et al. | | D26/28 |
| D478,430 S | * | 5/2003 | Kusano et al. | | D26/28 |
| D479,755 S | * | 9/2003 | Yasuda | | D26/28 |
| D481,144 S | * | 10/2003 | Taketai | | D26/28 |

OTHER PUBLICATIONS

2002 Toyota IST; Brochure of IST; May 2002.
 2001 Honda CR-V; Motor Fun; Nov. 9, 2001; pp. 2 and 3.
 * cited by examiner

Primary Examiner—**Marcus A. Jackson**
 (74) Attorney, Agent, or Firm—**SAIDMAN DesignLaw Group**


(57) **CLAIM**

The ornamental design for a front combination lamp for an automobile, as shown and described.

DESCRIPTION

FIG. 1 is a front perspective view of a front combination lamp for an automobile showing my new design;
 FIG. 2 is a front view thereof;
 FIG. 3 is a rear view thereof;
 FIG. 4 is a top view thereof;
 FIG. 5 is a bottom view thereof;
 FIG. 6 is a right-side view thereof; and,
 FIG. 7 is a left-side view thereof.

1 Claim, 3 Drawing Sheets






FIG. 1




FIG. 2




FIG. 3




FIG. 4




FIG. 5




FIG. 6




FIG. 7