

(19) World Intellectual Property Organization
International Bureau



(43) International Publication Date
25 April 2002 (25.04.2002)

PCT

(10) International Publication Number
WO 02/32857 A1

- (51) International Patent Classification⁷: **C07C 271/16**, 309/65, 309/72, C07D 303/36, 263/20, 413/10 // C07M 7:00
- (21) International Application Number: PCT/US01/32478
- (22) International Filing Date: 17 October 2001 (17.10.2001)
- (25) Filing Language: English
- (26) Publication Language: English
- (30) Priority Data:
60/241,122 17 October 2000 (17.10.2000) US
- (71) Applicant (*for all designated States except US*): **PHARMACIA & UPJOHN COMPANY** [US/US]; 301 Henrietta, Kalamazoo, MI 49007 (US).
- (72) Inventors; and
- (75) Inventors/Applicants (*for US only*): **PERRAULT, William, R.** [US/US]; 825 Edison Street, Kalamazoo, MI 49004 (US). **GADWOOD, Robert, C.** [US/US]; 5232 Stonehenge, Portage, MI 49024 (US).
- (74) Agent: **HOPKINS, Mark, H.**; Marshall, Gerstein & Borun, 6300 Sears Tower, 233 South Wacker Drive, Chicago, IL 60606 (US).
- (81) Designated States (*national*): AE, AG, AL, AM, AT, AU, AZ, BA, BB, BG, BR, BY, BZ, CA, CH, CN, CO, CR, CU, CZ, DE, DK, DM, DZ, EC, EE, ES, FI, GB, GD, GE, GH, GM, HR, HU, ID, IL, IN, IS, JP, KE, KG, KP, KR, KZ, LC, LK, LR, LS, LT, LU, LV, MA, MD, MG, MK, MN, MW, MX, MZ, NO, NZ, PH, PL, PT, RO, RU, SD, SE, SG, SI, SK, SL, TJ, TM, TR, TT, TZ, UA, UG, US, UZ, VN, YU, ZA, ZW.
- (84) Designated States (*regional*): ARIPO patent (GH, GM, KE, LS, MW, MZ, SD, SL, SZ, TZ, UG, ZW), Eurasian patent (AM, AZ, BY, KG, KZ, MD, RU, TJ, TM), European patent (AT, BE, CH, CY, DE, DK, ES, FI, FR, GB, GR, IE, IT, LU, MC, NL, PT, SE, TR), OAPI patent (BF, BJ, CF, CG, CI, CM, GA, GN, GQ, GW, ML, MR, NE, SN, TD, TG).
- Published:**
— *with international search report*
— *before the expiration of the time limit for amending the claims and to be republished in the event of receipt of amendments*
- For two-letter codes and other abbreviations, refer to the "Guidance Notes on Codes and Abbreviations" appearing at the beginning of each regular issue of the PCT Gazette.*



WO 02/32857 A1

(54) Title: METHODS OF PRODUCING OXAZOLIDINONE COMPOUNDS

(57) Abstract: Methods of synthesizing pharmacologically useful oxazolidinones are disclosed, and, in particular, a method of manufacturing a 5-(tert-butylcarbamoyl)-aminomethyl-oxazolidinone by condensing a carbamate with a tert-butylcarbamoyl protected derivative of glycidylamine or 3-amino-1-halopropanol.

METHODS OF PRODUCING OXAZOLIDINONE COMPOUNDS

FIELD OF THE INVENTION

5 The present invention relates to a method of preparing
pharmacologically active oxazolidinones and various intermediates used in the
method. The oxazolidinone derivatives are useful as broad spectrum antimicrobial
agents which are effective against a variety of human and veterinary pathogens.

10 BACKGROUND OF THE INVENTION

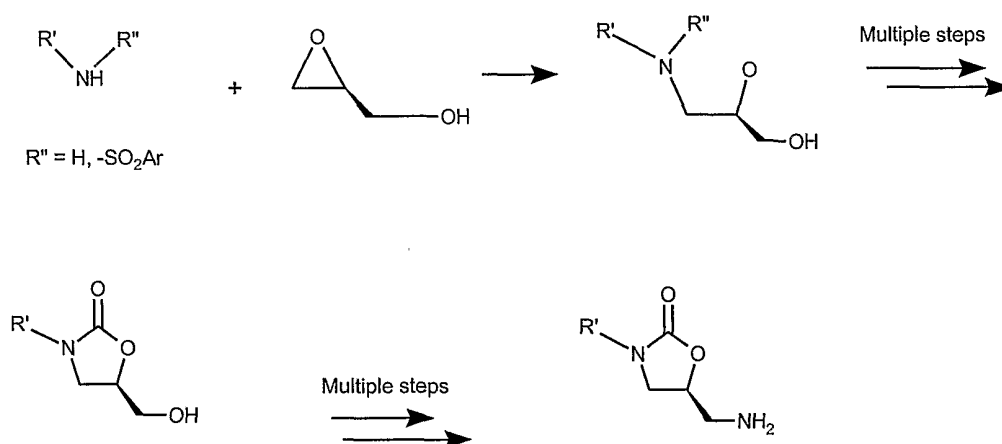
Compounds that contain the 5-acetamidomethyl-oxazolidinone moiety
are well known to persons skilled in the art as pharmacologically useful antibacterial
agents. For example, U.S. Patents 5,164,510, 5,182,403, and 5,225,565 disclose
15 antibacterial 5'-indolinyl-oxazolidinones, 3-(5'-indazolyl)-oxazolidinones, and 3-
(fused-ring substituted)phenyl-oxazolidinones, respectively. Similarly, U.S. Patent
Nos. 5,231,188 and 5,247,090 disclose several tricyclic [6.5.5] and [6.6.5]-fused ring -
oxazolidinones which are useful pharmaceutical agents. International Publication
WO93/09103 discloses antibacterial mono- and di-halophenyl-oxazolidinones.

20 Persons skilled in the art use two primary methods to prepare the 5-
acetamidomethyl-oxazolidinone moiety of these therapeutic agents. The first method
involves condensation of an aromatic carbamate (Ar-HN-C(=O)-OR) or aromatic
isocyanate (Ar-N=C=O) with a halopropanediol or another nitrogen-free three-carbon
reagent to provide an intermediate oxazolidinone having a hydroxymethyl substituent
25 at the C-5 position of the oxazolidinone. The hydroxyl group then is replaced by an
acetamido group to give a pharmacologically active 5-acetamidomethyl-
oxazolidinone.

Many variants of this two-step process have been developed, and
examples are illustrated in U.S. Patent Nos. 4,150,029, 4,250,318, 4,476,136, and

4,340,606, which disclose the synthesis of 5-hydroxymethyl-oxazolidinones from amines (Scheme A). The mixture of enantiomers produced by this process are

Scheme A



5

separated by fractional crystallization of their mandelic acid salts. The enantiomerically pure R-diol then is converted into the corresponding 5-(R)-hydroxymethyl-oxazolidinone by condensation with diethylcarbonate in the presence of sodium methoxide. The 5-(R)-hydroxymethyl-oxazolidinone then is aminated, and the resulting amine acylated in subsequent steps.

Likewise, U.S. Patent No. 4,948,801, *J. Med. Chem.*, 32, 1673 (1989), and *Tetrahedron*, 45, 1323 (1989) disclose a method of producing oxazolidinones which comprises reacting an isocyanate (R-N=C=O) with (R)-glycidyl butyrate in the presence of a catalytic amount of a lithium bromide-tributylphosphine oxide complex at 135-145°C to produce the corresponding 5-(R)-butyryloxymethyl-oxazolidinone. The butyrate ester then is hydrolyzed in a subsequent step to provide the corresponding 5-(R)-hydroxymethyl-oxazolidinone. The 5-(R)-hydroxymethyl-oxazolidinone then is aminated in a subsequent step.

20

Similarly, the following references disclose variations of the reaction of a carbamate with glycidyl butyrate: *Abstracts of Papers*, 206th National Meeting of the American Chemical Society, Chicago, IL, August, 1993; American Chemical Society: Washington, DC, 1993; ORGN 089; *J. Med. Chem.*, 39, 673 (1996); *J. Med.*

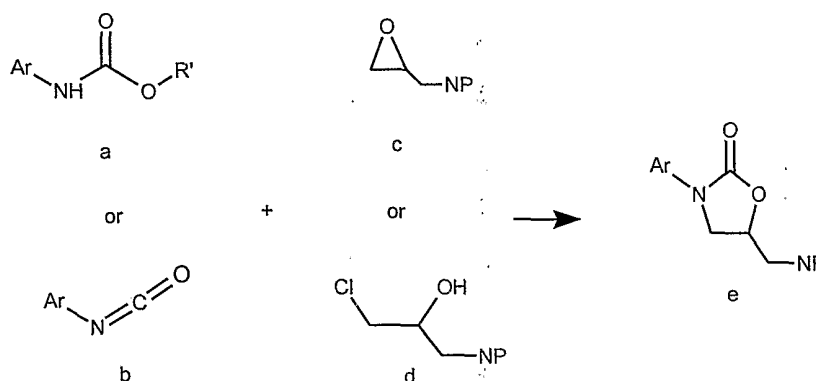
Chem., 39, 680 (1996); International Publications WO93/09103, WO93/23384, WO95/07271, WO96/13502, and WO96/15130; *Abstracts of Papers*, 35th Interscience Conference on Antimicrobial Agents and Chemotherapy, San Francisco, CA, September, 1995; American Society for Microbiology: Washington, DC, 1995, Abstract No. F208; *Abstracts of Papers*, 35th Interscience Conference on Antimicrobial Agents and Chemotherapy, San Francisco, CA, September, 1995; American Society for Microbiology: Washington, DC, 1995, Abstract No. F207; *Abstracts of Papers*, 35th Interscience Conference on Antimicrobial Agents and Chemotherapy, San Francisco, CA, September, 1995; American Society for Microbiology: Washington, DC, 1995, Abstract No. F206; *Abstracts of Papers*, 35th Interscience Conference on Antimicrobial Agents and Chemotherapy, San Francisco, CA, September, 1995; and American Society for Microbiology: Washington, DC, 1995, Abstract No. F227. The disclosed reactions use either *n*-butyllithium, lithium diisopropylamide, or lithium hexamethyldisilazide as the base to generate the nucleophilic anion or the carbamate over a temperature range of -78°C to -40°C, followed by addition of the glycidyl butyrate at -78°C, and warming to 20-25°C to produce the 5-(R)-hydroxymethyl-oxazolidinones wherein the ester is cleaved during the reaction.

As stated previously, the 5-(R)-hydroxymethyl-oxazolidinones then are aminated and acylated in subsequent steps. For example, International Publication WO95/07271 discloses the ammonolysis of 5-(R)-methylsulfonyloxymethyl-oxazolidinones. Likewise, U.S. Patent No. 4,476,136 discloses a method of transforming 5-hydroxymethyl-oxazolidinones to the corresponding 5-(S)-aminomethyl-oxazolidinones (X) by treatment with methanesulfonyl chloride, followed by potassium phthalimide, then followed by hydrazine. *J. Med. Chem.*, 32, 1673 (1989) and *Tetrahedron*, 45, 1323 (1989) disclose a method of transforming 5-hydroxymethyl-oxazolidinones into the corresponding 5-(S)-acetamidomethyl-oxazolidinones by treating with methanesulfonyl chloride or tosyl chloride, followed by the stepwise addition of sodium azide, trimethylphosphite, or platinum dioxide/hydrogen, and acetic anhydride or acetyl chloride to give the desired 5-(S)-acetamidomethyl-oxazolidinone. Likewise, U.S. provisional application Serial No.

60/015,499 discloses a method of preparing 5-(S)-hydroxymethyl-oxazolidinone intermediates, as well as a process to convert these intermediates into 5-aminomethyl-oxazolidinone intermediates which can be acylated to produce pharmacologically active 5-(S)-acetamidomethyl-oxazolidinones. U.S. Patent No. 3,654,298 discloses the synthesis of 5-alkoxymethyl-3-aryl-oxazolidinones by sodium ethoxide induced cyclization of chlorocarbamates.

The second method (Scheme B) involves condensation of an aromatic carbamate (a) or isocyanate (b) with a protected nitrogen (NP)-containing three-carbon reagent to provide an oxazolidinone having the desired amine functionality at the 5-position (e). For example, *J. Med. Chem.*, 33, 2569 (1990)

Scheme B



discloses the condensation of an isocyanate (b) with racemic glycidyl azide (c, NP = N₃) to provide a racemic 5-azidomethyl-oxazolidinone (e). Two subsequent steps are required to convert the racemic azidomethyl-oxazolidinone into a racemic 5-acetamidomethyl-oxazolidinone (e, NP = NHAc), which has antibiotic activity.

International Publication WO99/24393 discloses the reaction of a benzylcarbamoyl amine with three carbon reagents containing amines (NP = NH₂), acetamides (NP = NHAc), benzalimines (NP = N=C-Ph), or phthalimides. Likewise, *Tetrahedron Letters*, 37, 7937-40 (1996) discloses a synthesis of acetamidomethyl-oxazolidinones involving the process of condensing a carbamate with 1.1 equivalents of *n*-butyl lithium (tetrahydrofuran (THF), -78°C), followed by 2 equivalents of S-

glycidylacetamide (a, NP = -NHAc), to give the corresponding 5-(S)-acetamidomethyl-oxazolidinone (e). The S-glycidylacetamide can be made by the procedure disclosed in Jacobsen et. al., *Tet. Lett.* 37, 7937 (1996).

The S-enantiomer of epoxide (c) (Scheme B, NP = $\text{NHCO}_2\text{t-Bu}$) is well known in the literature, and has been used to prepare oxazolidinones as disclosed in International Publications WO 99/40094 and WO 99/3764, and German Patent application DE 19802239 A1, although by different routes than that shown in Scheme B. The (S)-epoxide (c) has been prepared by a hydrolytic kinetic resolution of the racemic epoxide as disclosed in WO 00/09463, and from R-glycidol as disclosed in 10 WO 93/01174 and *J. Med. Chem.*, 37, 3707 (1994). However, the (S)-epoxide has not been prepared in crystalline form.

The prior art is silent with respect to the use of carbamates (a) or isocyanates (b) in condensations with tert-butylcarbamoyl-, (BOC), or other carbamoyl-protected nitrogen-containing three-carbon reagents (c,d, NP = NCOOR'') to directly form oxazolidinones (e). The present invention involves condensation of a 15 carbamate with a carbamoyl-protected derivative of glycidylamine or 3-amino-1-halo-2-propanol. The use of the carbamoyl protecting group, and specifically a tert-butylcarbamoyl (BOC) protecting group, results in a more facile reaction, with a greater yield, compared to the prior art. For example, the analogous acetamide 20 reaction (Scheme B, NP = NHAc) typically requires the use of two equivalents of this reagent for the condensation to occur. In contrast, only 1.3 equivalents of the tert-butylcarbamoyl reagent (Scheme B, NP = NHBOC) is required to obtain comparable yields. The success of such a carbamate condensation is both surprising and unexpected because of the apparent steric hindrance of the tert-butylcarbamoyl group.

25 The present invention also is directed to the conversion of an isocyanate into the (S)-enantiomer of a 5-substituted-oxazolidinone in a single step. The (S)-enantiomers of 5-substituted-oxazolidinones have greater antibiotic activity than the racemates. U.S. Patent No. 5,332,754 discloses that racemic 5-acetamidomethyl-oxazolidinones can be synthesized in one step by condensation of a 30 carbamate with racemic glycidyl acetamide in the presence of a base, such as an amine, alkali metal hydroxide, an alkali metal alkoxide, and the like, and that it is

preferred to carry out the reaction at an elevated temperature, preferably at a temperature between 90°C and 110°C. The patent provides no yields or description of this process in the examples, and evidence indicates that, under these conditions, rearrangement to an undesired side product occurs. Indeed, the examples do not
5 disclose a one-step process, but disclose multi-step routes that are known to those skilled in the art, including mesylation of a 5-hydroxymethyl-oxazolidinone followed by azide displacement, hydrogenation, and acetylation of the amine.

The present method differs in that a) the reaction is between a protected carbamate (I) and an (S)-glycidyl alkylcarbamate (II), an (S)-chlorohydrin
10 alkylcarbamate (IV), or an (S)-chloroacetate alkylcarbamate (V) (Scheme B, NP = NHalkyl); b) the reaction is between an isocyanate (VI) and an (S)-glycidyl alkylcarbamate (II), an (S)-chlorohydrin alkylcarbamate (IV), or an (S)-chloroacetate alkylcarbamate (V) (Scheme B, NP =NHalkyl), and c) the reaction is performed under conditions such that competing rearrangement to the undesired side products is
15 largely suppressed.

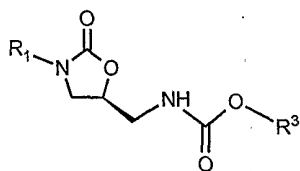
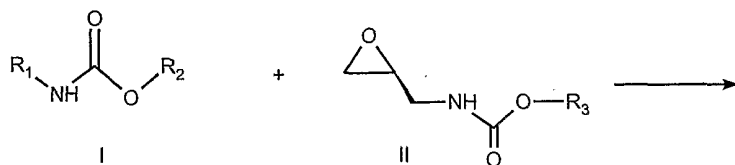
SUMMARY OF THE INVENTION

The present invention is directed to a method of synthesizing
20 oxazolidinones and intermediate compounds used in the synthesis. As shown in Schemes 1, 2, and 3 below, one aspect of the present invention is to provide an

25

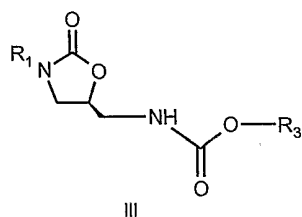
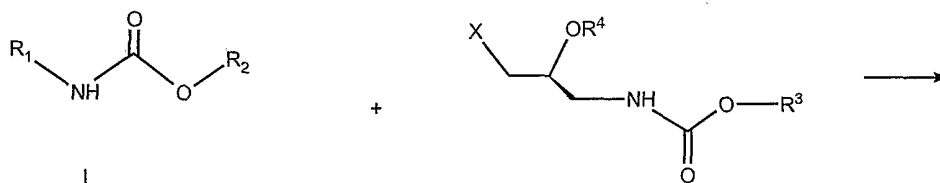
30

Scheme 1



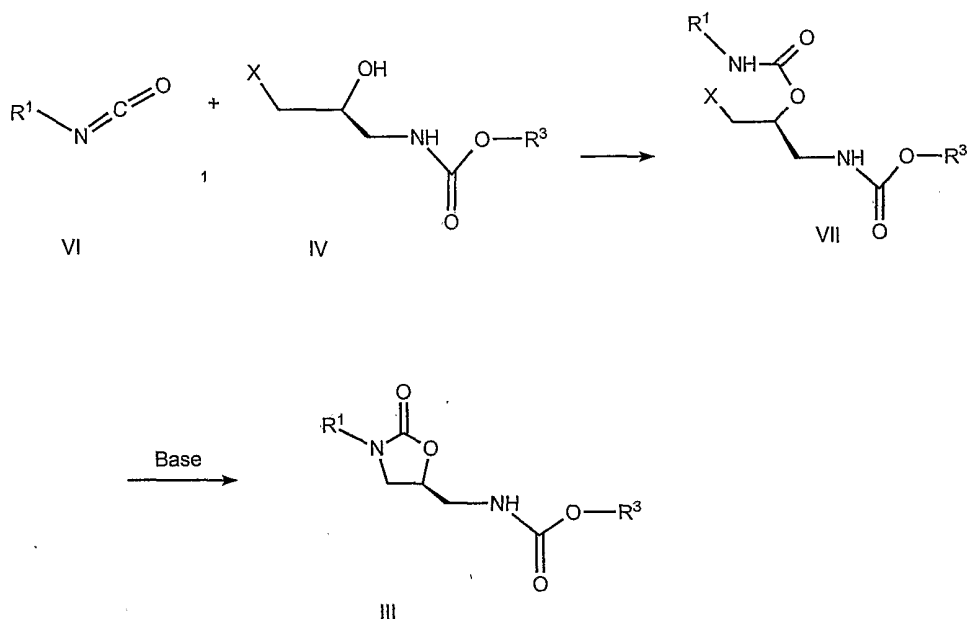
5

Scheme 2



10

Scheme 3



(S)-oxazolidinone alkylcarbamoyl intermediate of structural formula (III), an (S)-
 5 secondary alcohol of structural formula (IV), and an (S)-ester/protected alcohol of
 structural formula (V), or a salt or hydrate thereof or acceptable salts, hydrates, or
 pro-compounds thereof, wherein R^1 is optionally substituted aryl; R^2 is selected from
 the group consisting of C_1 - C_{20} alkyl, C_3 - C_7 cycloalkyl, aryl optionally substituted with
 one or two C_1 - C_3 alkyl or halogen groups, allyl, 3-methylallyl, 3,3-dimethylallyl,
 10 vinyl, styrylmethyl, benzyl optionally substituted on the aryl with one or two Cl, C_1 -
 C_4 alkyl, nitro, cyano, or trifluoromethyl groups, 9-fluorenylmethyl,
 trichloromethylmethyl, 2-trimethylsilylethyl, phenylethyl, 1-adamantyl,
 diphenylmethyl, 1,1-dimethylpropargyl, 2-furanylmethyl, isobornyl, and hydrogen; R^3
 is C_1 - C_{10} alkyl; R^4 is H or C_1 - C_5 alkylcarbonyl; and X is halogen, alkylsulfonyl, or
 15 arylsulfonyl.

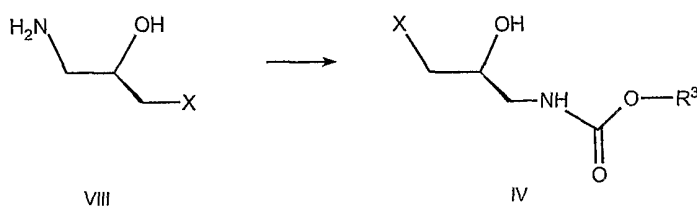
Another aspect of the present invention is to provide an (S)-epoxide of
 structural formula (II), an (S)-oxazolidinone t-butylcarbamoyl intermediate of
 structural formula (III), an (S)-secondary alcohol of structural formula (IV), and an

(S)-ester/protected alcohol of structural formula (V), or acceptable salts, hydrates, or pro-compounds thereof, in crystalline form, and a process of preparing these compounds in crystalline form.

One other aspect of the present invention, as shown in Scheme 4, is to

5

Scheme 4.

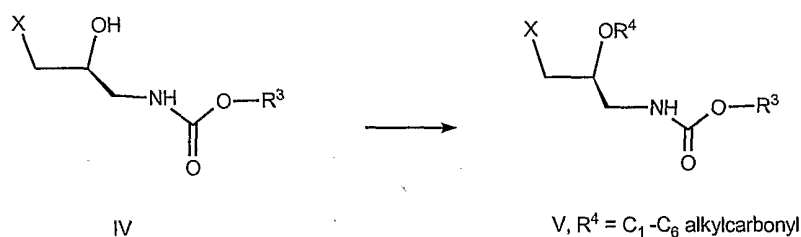


10 provide a process for the preparation of an (S)-3-carbon carbamoyl alcohol of the structural formula (IV) which comprises (a) contacting a dialkyldicarbonate with an (S)-amino alcohol of formula (VIII) in the presence of a base, such as a tri(alkyl)amine. The (S)-3-carbon carbamoyl alcohol can be isolated in crystalline form after recrystallization.

Yet another aspect of the present invention, as shown in Scheme 5,

15

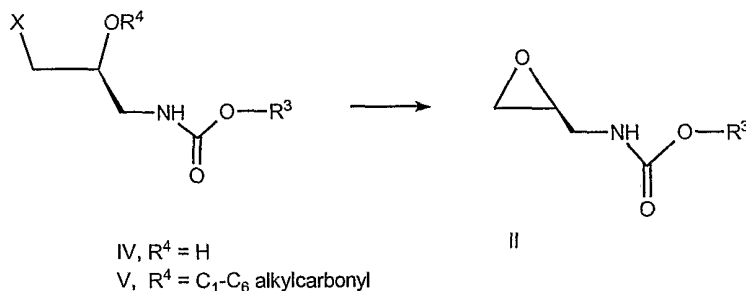
Scheme 5



is to provide a process for preparing a secondary protected-alcohol of structural
20 formula (V) which comprises contacting an (S)-3-carbon amino alcohol of structural formula (IV) with an acylating agent and a base, such as a tri(alkyl)amine. The (S)-secondary protected-alcohol can be isolated in crystalline form after recrystallization.

Yet another aspect of the present invention, as shown in Scheme 6,

Scheme 6

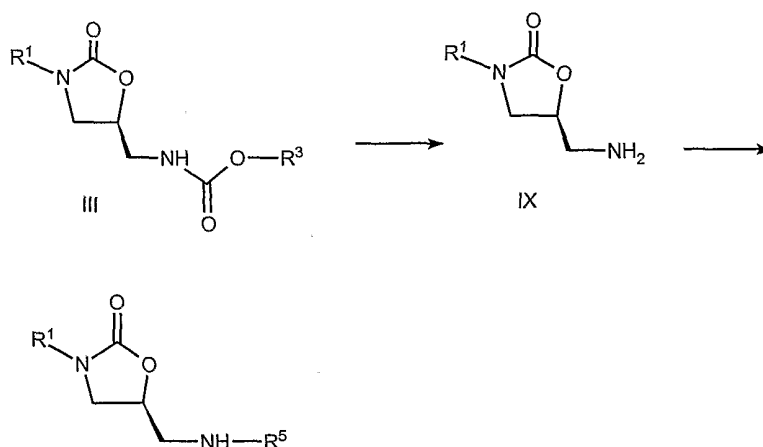


- 5 is to provide a process for the preparation of a (S)-epoxide of structural formula (II) which comprises contacting an (S)-3-carbon amino alcohol of structural formula (IV) or (S)-secondary protected-alcohol of structural formula (V) with a base. The (S)-epoxide can be isolated in crystalline form after chromatography.

- 10 Another aspect of the present invention is to provide a process for the production of an (S)-oxazolidinone of structural formula (III) which comprises contacting a carbamate of structural formula (I) with an oxygenated amino reagent selected from the group consisting of an (S)-*t*-butylcarbonyl secondary alcohol of structural formula (IV), an (S)-*t*-butylcarbonyl epoxide of structural formula (II), or an (S)-*t*-butylcarbonyl ester of structural formula (V), in the presence of a lithium
- 15 cation and a base whose conjugate acid has a pK_a greater than about 8.

An additional aspect of the present invention, as shown in Scheme 7, is

Scheme 7



X, R⁵ = C₁-C₆ alkylcarbonyl or C₁-C₆ cycloalkylcarbonyl
 XI, R⁵ = C₁-C₆ alkylthiocarbonyl or C₁-C₆ cycloalkylthiocarbonyl

to provide a process for the production of an (S)-3,5-disubstituted-oxazolidinone of the structural formula (X) and (XI) which comprises (a) contacting a carbamate of structural formula (I) with an (S)-protected alcohol of formula (V) in the presence of a lithium cation and a base whose conjugate acid has a pK_a of greater than about 8 to provide an (S)-protected-oxazolidinone of the structural formula (III) (see Scheme 2), (b) contacting the reaction product of step (a) with aqueous acid to produce an (S)-oxazolidinone free amine of structural formula (IX), and (c) contacting the product of step (b) with a base, such as a tri(C₁-C₅ alkyl)amine, and an acylating or thioacylating agent selected from the group consisting of (i) an acid anhydride of the structural formula O(R⁵)₂, (ii) an activated acid of the structural formula R⁵X to provide (X) or (iii) a dithioester of the structural formula R⁵S(C=S)R⁵ to provide (XI),

wherein R⁵ is C₁-C₆ alkylcarbonyl, C₁-C₆ cycloalkylcarbonyl, C₁-C₆ alkylthiocarbonyl, or C₁-C₆ cycloalkylthiocarbonyl, and X is halogen, alkylsulfonyl, or arylsulfonyl.

A further aspect of the present invention is to provide a one pot process for the production of an (S)-oxazolidinone of structural formula (X) and (XI) which comprises (a) contacting a carbamate of formula (I) with either an (S)-t-butylcarbonyl secondary alcohol of the structural formula (IV) or an (S)-t-butylcarbonyl epoxide of the structural formula (II), in the presence of a lithium cation and a base whose conjugate acid has a pKa of greater than about 8, (b) contacting the product of step (a) with aqueous acid, and (c) contacting the reaction product of step (b) with a base, such as a tri(C₁-C₅ alkyl)amine, and an acylating or thioacylating agent selected from the group consisting of (i) an acid anhydride of the structural formula O(R⁵)₂, (ii) an activated acid of the structural formula R⁵X, or (iii) a dithioester of the structural formula R⁵S(C=S)R⁵, wherein R⁵ is C₁-C₆ alkylcarbonyl, C₁-C₆ cycloalkylcarbonyl, C₁-C₆ alkylthiocarbonyl, or C₁-C₆ cycloalkylthiocarbonyl, and X is halogen, alkylsulfonyl, or arylsulfonyl.

DETAILED DESCRIPTION OF THE PREFERRED EMBODIMENTS

As used herein, the terms and phrases have the meanings, definitions, and explanations known in the art. Some of the more commonly used phrases are described in more detail below.

“Alkyl” refers to a cyclic, branched, or straight chain aliphatic group containing only carbon and hydrogen, for example, methyl, pentyl, and adamantyl. Alkyl groups can be unsubstituted or substituted with one or more substituents, *e.g.*, halogen, alkoxy, acyloxy, amino, hydroxyl, mercapto, carboxy, benzyloxy, aryl, and benzyl. Alkyl groups can be saturated or unsaturated (*e.g.*, containing alkenyl or alkynyl subunits at one or several positions). Typically, alkyl groups contain 1 to about 12 carbon atoms, preferably 1 to about 10, or 1 to about 8 carbon atoms.

“Aryl” refers to a monovalent aromatic carbocyclic group having a single ring (e.g., phenyl), multiple rings (e.g., biphenyl), or multiple condensed rings (e.g., naphthyl or anthryl). Aryl groups can be unsubstituted or substituted with amino, hydroxyl, alkyl, heteroalkyl, alkoxy, halo, mercapto, sulfonyl, nitro, and other substituents. Typically, the aryl group is a substituted single ring compound. For example, the aryl group is a substituted phenyl ring.

The term “halo” or “halogen” is defined herein to include fluorine, bromine, chlorine, and iodine.

The term “alkoxy” and “aryloxy,” are defined as -OR, wherein R is alkyl or aryl, respectively.

The term “hydroxy” is defined as -OH.

The term “amino” is defined as -NR₂, wherein each R, independently, is alkyl or hydrogen.

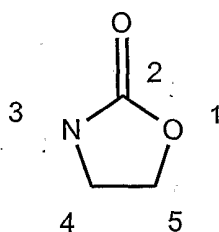
The term “alkylcarbonyl” is defined as R-C(=O)-, where R is alkyl.

The term “alkylthiocarbonyl” is defined as R-C(=S)-, where R is alkyl.

The term “alkylsulfonyl” is defined as R-SO₃-, where R is alkyl.

The term “arylsulfonyl” is defined as R-SO₃-, where R is aryl.

The oxazolidinone ring system is numbered as follows:

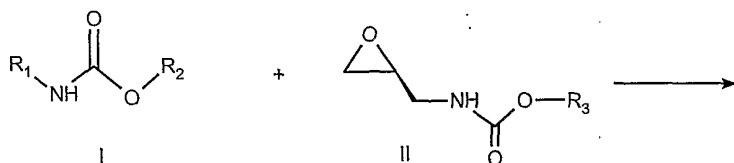


20

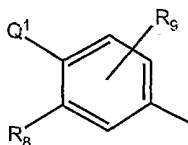
The present invention is directed both to novel synthetic intermediates and to methods of preparing pharmaceutically active and commercially valuable oxazolidinone antibiotics, as defined below by the following general synthetic schemes.

25

Scheme 1.



Scheme 1 sets forth the reaction between a carbamate (I) and an (S)-epoxide (II) to produce the corresponding (S)-oxazolidinone (III). Carbamates (I) are known to those skilled in the art, or can be readily prepared from known compounds by methods known to those skilled in the art (See example 1). Suitably, R^1 is an aryl group, optionally substituted. Preferably, R^1 is:



10 wherein Q^1 is: $R^{10}R^{11}N$,



or Q^1 and R^8 taken together are dihydropyrrolidine, optionally substituted with R^{12} ;

Z^1 is $CH_2(CH_2)_p$, $CH(OH)(CH_2)_p$, or $C(O)$;

15 Z^2 is $(O)_pS$, O, or $N(R^{13})$;

Z^3 is $(O)_pS$ or O ;

A^1 is H or CH_3 ;

A^2 is selected from the group consisting of:

- 5
- a) H ,
 - b) HO ,
 - c) CH_3 ,
 - d) CH_3O ,
 - e) $R^{14}OCH_2=C(O)NH$,
 - f) $R^{15}OC(O)NH$,
 - 10 g) (C_1-C_3) alkoxycarbonyl,
 - h) $HOCH_2$,
 - i) CH_3ONH ,
 - j) $CH_3C(O)$,
 - k) $CH_3C(O)CH_2$,
 - 15 l) $CH_3C(OCH_2CH_2O)$, and
 - m) $CH_3C(OCH_2CH_2O)CH_2$,

or A^1-C-A^2 taken together are $CH_3-C(OCH_2CH_2O)$, $C(O)$, or $C(=NR^{22})$;

R^8 is H or F , or is taken together with Q^1 as above;

R^9 is H or F ;

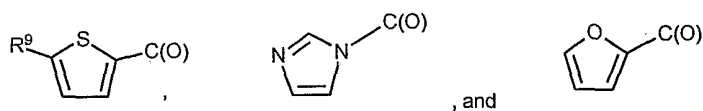
- 20 R^{10} and R^{11} are taken together with the N atom to form a 3,7-diazabicyclo[3.3.0]octane, pyrrole, pyrazole, imidazole, 1,2,3-triazole, 1,2,4-triazole, morpholine or a piperazine group, optionally substituted with R^{13} ;

R^{12} is selected from the group consisting of:

- 25
- a) $CH_3C(O)-$,
 - b) $HC(O)-$,
 - c) $Cl_2CHC(O)-$,
 - d) $HOCH_2C(O)-$,
 - e) CH_3SO_2- ,
 - f) $F_2CHC(O)-$,
 - 30 g) $H_3CC(O)OCH_2C(O)-$,
 - h) $HC(O)OCH_2C(O)-$,

- i) $R^{21}C(O)OCH_2C(O)-$,
 j) $H_3CCHCH_2OCH_2C(O)-$,
 k) $benzylOCH_2C(O)-$,
 l)-m)

5

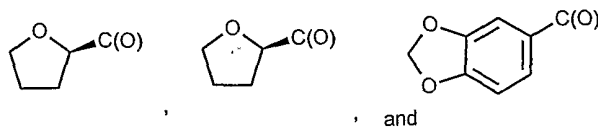


R^{13} is selected from the group consisting of:

- a) $R^{14}OC(R^{16})(R^{17})C(O)-$,
 b) $R^{15}OC(O)-$,
 c) $R^{18}C(O)-$,
 d) $H_3CC(O)(CH_2)_2C(O)-$,
 e) $R^{19}SO_2-$,
 f) $HOCH_2C(O)-$,
 g) $R^{20}(CH_2)_2-$,
 h) $R^{21}C(O)OCH_2C(O)-$,
 i) $(CH_3)_2NCH_2C(O)NH-$,
 j) $NCCH_2-$,
 k) F_2CHCH_2- ,
 l)-m)

10

15



20

R^{14} is H, CH_3 , benzyl, or $CH_3C(O)-$;

R^{15} is (C_1-C_3) alkyl, aryl, or benzyl;

R^{16} and R^{17} , independently, are H or CH_3 ;

25

R^{18} is selected from the group consisting of:

- 5
- a) H-,
 - b) (C₁-C₄)alkyl,
 - c) aryl(CH₂)_m,
 - d) ClH₂C-,
 - e) Cl₂HC-,
 - f) FH₂C-,
 - g) F₂HC-, and
 - h) (C₃-C₆)cycloalkyl;

R¹⁹ is selected from the group consisting of:

- 10
- a) CH₃,
 - b) CH₂Cl,
 - c) CH₂CH=CH₂,
 - d) aryl, and

e) CH₂CN;

15 R²⁰ is OH, CH₃O-, or F;

R²¹ is:

- a) CH₃-,
- b) HOCH₂-,
- c) aniline, or
- 20 d) (CH₃)₂N-CH₂-,

R²² is selected from the group consisting of:

- a) HO-
- b) CH₃O-
- c) H₂N-
- 25 d) CH₃OC(O)O-,
- e) CH₃C(O)OCH₂C(O)O-,
- f) aryl-CH₂OCH₂C(O)O-,
- g) HO(CH₂)₂O-,
- h) CH₃OCH₂O(CH₂)₂O-, and
- 30 i) CH₃OCH₂O-;

m is 0 or 1;

n is 1-3;

p is 0-2; and

aryl is unsubstituted phenyl or phenyl unsubstituted with one of the following:

- a) F,
- 5 b) Cl,
- c) OCH₃,
- d) OH,
- e) NH₂,
- f) (C₁-C₄)alkyl,
- 10 g) OC(O)OCH₃, or
- h) NO₂;

and protected forms thereof.

Specific substituted Q¹ groups include, but are not limited to, 4-(benzyloxycarbonyl)-1-piperazinyl, 4-morpholinyl, and 4-hydroxyacetylpiperazinyl.

15 Especially preferred R¹ groups include 3-fluoro-4-[4-(benzyloxycarbonyl)-1-piperazinyl]phenyl, 3-fluoro-4-(4-morpholinyl)phenyl, 4-(1,1-dioxohexahydro-1λ⁶-thiopyran-4-yl)-3-fluorophenyl, 3-fluoro-4-tetrahydro-2H-thiopyran-4-ylphenyl, 3,5-difluoro-4-(4-thiomorpholinyl)phenyl, 3-fluoro-4-(3-thietanyl)phenyl, and 4-(1,1-dioxido-3-thietanyl)-3-fluorophenyl.

20 R² is selected from the group consisting of C₁-C₂₀ alkyl, C₃-C₇ cycloalkyl, aryl optionally substituted with one or two C₁-C₃alkyl or halogen groups, allyl, 3-methylallyl, 3,3-dimethylallyl, vinyl, styrylmethyl, benzyl optionally substituted on the phenyl with one or two Cl, C₁-C₄ alkyl, nitro, cyano, or trifluoromethyl groups, 9-fluorenylmethyl, trichloromethylmethyl, 2-

25 trimethylsilylethyl, phenylethyl, 1-adamantyl, diphenylmethyl, 1,1-dimethylpropargyl, 2-furanylmethyl, isobornyl, and hydrogen. Preferably, R² is methyl. R³ is C₁-C₁₀ alkyl, and, preferably, R³ is C₄-C₇ tertiary alkyl.

The carbamate (I) and S-epoxide (II) are reacted in the presence of a base and a solvent. The identity of the base is not critical as long as the base is

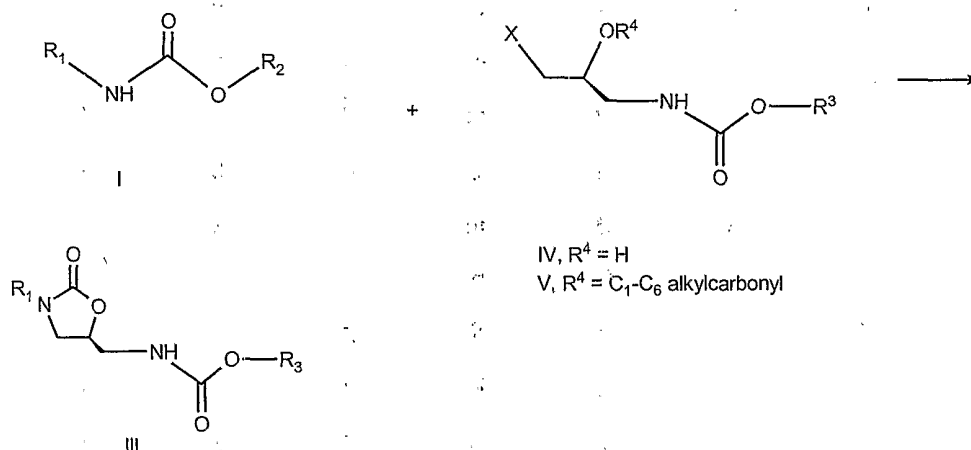
30 capable of deprotonating carbamate (I), i.e., a base whose conjugate acid has a pK_a of greater than about 8. A preferred base is selected from the group consisting of an

alkoxy group having one through seven carbon atoms; a carbonate; a methyl, sec-butyl or t-butyl carbanion; tri(alkyl)amine, wherein the alkyl group contains 1 through 5 carbon atoms; a conjugate base of carbamate (II); 1,8-diazabicyclo[5.4.0]undec-7-ene (DBU); 1,5-diazabicyclo[4.3.0]non-5-ene (DBN); N-methylpiperidine; N-methylmorpholine; and, 2,2,2-trichloroethoxide. The most preferred base is an alkoxy group having four or five carbon atoms, particularly t-amylate or t-butoxide. Sodium or potassium bases in combination with a lithium salt (such as, lithium chloride or lithium bromide) can be used to form the lithium cation and base *in situ*.

The identity of the solvent also is not critical, and includes, for example, cyclic ethers such as tetrahydrofuran (THF), amides such as dimethylformamide (DMF) and dimethylacetamide (DMAC), amines such as triethylamine, acetonitrile, and alcohols such as t-amyl alcohol and t-butyl alcohol. The choice of solvent is related to the solubility of carbamate (I) and the S-epoxide (II), and can be determined easily by those skilled in the art.

Another embodiment of the present invention is set forth in Scheme 2,

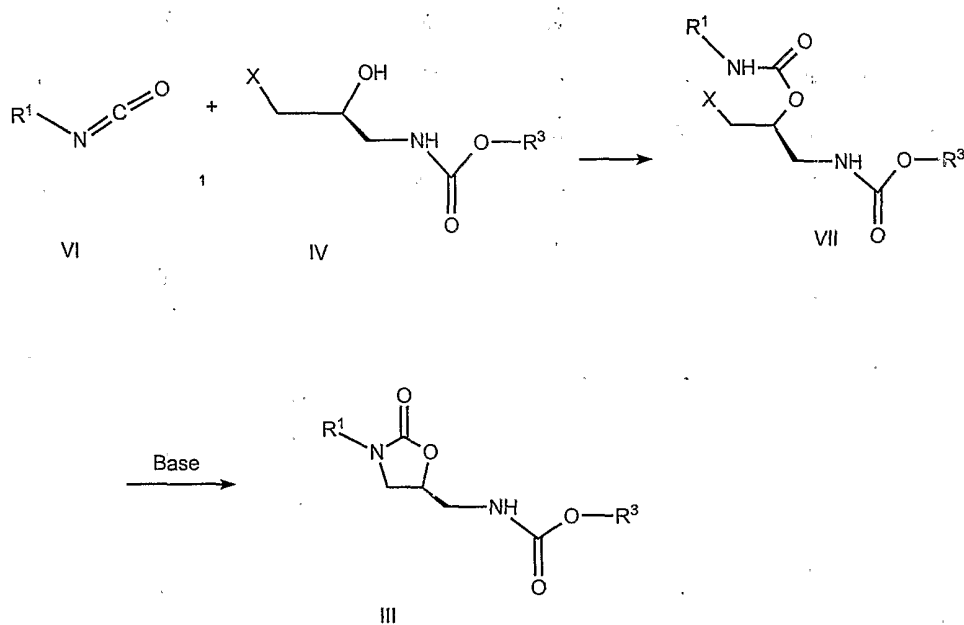
Scheme 2



i.e., the reaction between a carbamate (I) with either an (S)-secondary alcohol (IV) or an (S)-ester (V) to provide a corresponding (S)-oxazolidinone (III). This process is performed in the same manner as that previously disclosed for Scheme 1.

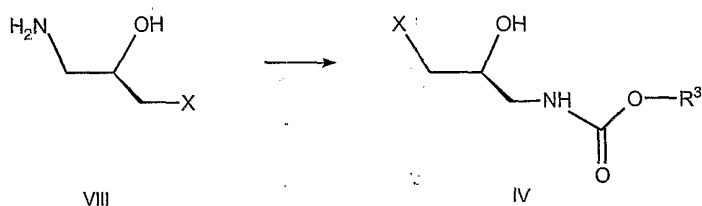
A third process to produce the (S)-oxazolidinone (III) is set forth in Scheme 3 and involves a reaction between an isocyanate (VI) with either a (S)-secondary alcohol (IV) to give an (S)-intermediate (VII) via compound (VII). This process is performed in a similar manner as that previously disclosed for Schemes 1 and 2.

10 Scheme 3.



The three carbon nitrogen containing fragments, i.e., (S)-secondary alcohol (IV), (S)-epoxide (II), and (S)-ester (V), can be produced by different routes, as illustrated in Schemes 4, 5, and 6. Scheme 4 illustrates a process of preparing a

Scheme 4



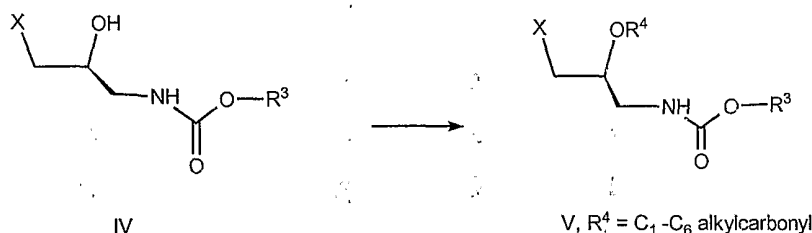
(S)-3-carbon amino alcohol (IV) from an (S)-amino alcohol (VIII) and a dialkyldicarbonate. For the (S)-amino alcohol (VIII), X can be halogen, alkylsulfonyl, or arylsulfonyl. A preferred X is Cl. The (S)-amino alcohols (VIII) are known to those skilled in the art or can readily be prepared from known compounds by methods disclosed in WO 99/24393 from commercially available S-epichlorohydrin. The (S)-amino alcohol can be isolated in crystalline form after recrystallization. The reaction of dialkyldicarbonate and the (S)-amino alcohol (VIII) is performed as set forth in Example 3.

It should be noted that starting with an enantiomerically pure (S)-amino alcohol (VIII) ultimately yields an enantiomerically pure (S)-protected alcohol (IV), (S)-ester (V), and (S)-epoxide (II). The absolute configuration of the carbon atom in the pharmacologically useful (S)-oxazolidinone compounds (X) and (XI) is "S", and therefore it is preferable to use enantiomerically pure (S)-amino alcohol (VIII) and obtain enantiomerically pure (S)-protected alcohol (IV), see Scheme 4. In the Schemes and the claims, the supra scripted "-(S)-" as -C^(S)- denotes the asymmetric carbon atom has the appropriate enantiomeric configuration (S)- such that when this carbon atom becomes part of an (S)-oxazolidinone (III, X, or XI), it is the preferred enantiomer. If any of the chemical sequences of the processes of the present invention begins with an optically impure (racemic) form, rather than an enantiomerically pure form, the products obtained are the corresponding optically impure (racemic) forms.

Scheme 5 illustrates a process for converting an (S)-carbamoyl alcohol

Scheme 5

5

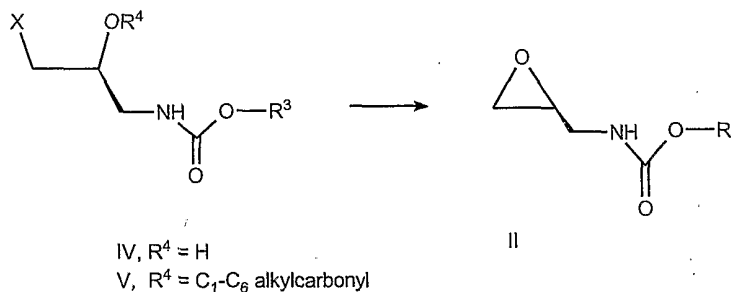


(IV) to a corresponding (S)-secondary ester/protected alcohol (V). To convert an (S)-carbamoyl alcohol (IV) to a corresponding (S)-secondary ester/protected alcohol (V), the (S)-carbamoyl alcohol (IV) is reacted with an appropriate acylating reagent, such as an acyl halide or acyl anhydride, under acylation reaction conditions well known to those skilled in the art. The (S)-secondary protected-alcohol can be isolated in crystalline form after recrystallization. For example, an (S)-carbamoyl alcohol (IV) can be transformed to a corresponding (S)-secondary ester/protected alcohol (V) by reaction with acetic anhydride in triethylamine, as is set forth in Example 4. For the (S)-3-carbon amino alcohol (IV), X can be halogen, alkylsulfonyl, or arylsulfonyl, and preferably is Cl. For the corresponding corresponding (S)-secondary ester/protected alcohol (V), R⁴ is C₁-C₅ alkylcarbonyl and preferably is acetyl. It is preferred that the acylating reagent be selected from the group consisting of an acid anhydride of the formula O(R⁵)₂, wherein R⁵ is C₁-C₆ alkylcarbonyl, or an activated acid of the formula R⁵ X, wherein X can be halogen, alkylsulfonyl, or arylsulfonyl and preferably is -Cl or -Br, and used in conjunction with base, preferably a tri(C₁-C₅ alkyl)amine. It is more preferred that R⁵ is acetyl and X is -Cl. Specifically, the more preferred acylating reagent is an acyl anhydride, and it is most preferred that the acyl anhydride is acetic anhydride.

25

Scheme 6 shows a process of preparing a (S)-epoxide (II) from either

Scheme 6



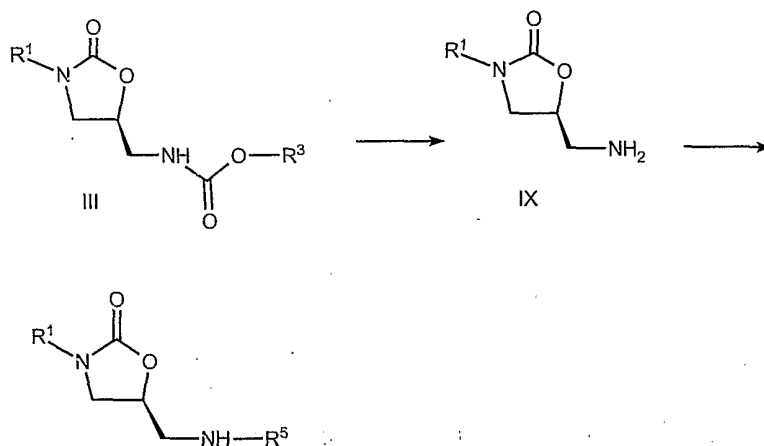
- 5 an (S)-3-carbon amino alcohol (IV) or an (S)-secondary ester/protected alcohol (V). The (S)-epoxide (II) can be obtained by reaction of an (S)-secondary ester/protected alcohol (V) with a base, such as potassium or lithium t-butoxide, in a solvent, such as methanol. The (S)-epoxide can be isolated in crystalline form after chromatography. An (S)-epoxide (II) can be produced from a corresponding (S)-secondary alcohol (IV)
- 10 by reaction with lithium t-butoxide in methanol at 20°C, as is set forth in Example 5. For an (S)-secondary alcohol (IV) or (S)-secondary ester/protected alcohol (V), it is preferred that R⁴ is acetyl. For either an (S)-3-carbon amino alcohol (IV) or (S)-secondary ester/protected alcohol (V), X can be halogen, alkylsulfonyl, or arylsulfonyl, and preferably is Cl.

- 15 An (S)-oxazolidinone intermediate (III) is readily transformed to the corresponding pharmacologically active (S)-oxazolidinones (X) and (XI), as shown in Scheme 7. (S)-Oxazolidinone intermediate (III) first can be transformed to the

20

25

Scheme 7



X, R⁵ = C₁-C₆ alkylcarbonyl or C₁-C₆ cycloalkylcarbonyl
 XI, R⁵ = C₁-C₆ alkylthiocarbonyl or C₁-C₆ cycloalkylthiocarbonyl

5 (S)-oxazolidinone free amine (IX). (S)-oxazolidinone free amine (IX) then is acylated with an appropriate acylating or thioacylating reagent, such as an activated acid, acyl halide, acyl anhydride, or dithioester, under acylation or thioacylation reaction conditions well known to those skilled in the art (see Examples 14 and 16, and WO 00/32599), to produce an (S)-oxazolidinone (X) or (XI) product, respectively.

10 Alternatively, the transformation from compound (III) to compound (X) or (XI) can be accomplished as a one pot process without isolating amine (IX). It is preferred that the acylating or thioacylating agent is selected from the group consisting of an acid anhydride of the structural formula O(R⁵)₂, an activated acid of the structural formula R⁵X, and a dithioester of the structural formula R⁵S(C=S)R⁵,
 15 wherein R⁵ is C₁-C₆ alkylcarbonyl, C₁-C₆ cycloalkylcarbonyl, C₁-C₆ alkylthiocarbonyl, or C₁-C₆ cycloalkylthiocarbonyl, and X is halogen, alkylsulfonyl, or arylsulfonyl. It is preferred that the acylating agent or thioacylating agent is used in conjunction with a base, such as a tri(C₁-C₅ alkyl)amine. It is more preferred that R⁵ is acetyl and X is Cl. Specifically, it is more preferred that the acylating reagent is an
 20 acyl anhydride, and most preferably the acyl anhydride is acetic anhydride.

General Methods and Definitions

Reagents were obtained from commercial sources and used without further purification. All temperatures are in degrees Centigrade. When solvent pairs are used, the ratios of solvents used are volume/volume (v/v). When the solubility of a solid in a solvent is used the ratio of the solid to the solvent is weight/ volume (wt/v). Reactions with moisture sensitive reagents were performed under a nitrogen atmosphere. Concentration of volumes was performed by reduced pressure rotary evaporation. Brine refers to an aqueous saturated sodium chloride solution.

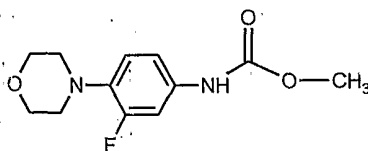
Chromatography (column and flash) refers to purification/separation of compounds expressed as (support/ eluent). It is understood that the appropriate fractions are pooled and concentrated to give the desired compound(s). High performance liquid chromatography (HPLC) analysis was performed using a Dionex DX-500 system with UV detection at 229 NM. Thin layer chromatography (TLC) was performed using 250 micron Analtech silica GF plates. CMR refers to C-13 magnetic resonance spectroscopy, chemical shifts are reported in ppm downfield from tetramethylsilane (TMS). NMR refers to nuclear magnetic resonance spectroscopy. ^1H NMR refers to proton nuclear magnetic resonance spectroscopy with chemical shifts reported in ppm downfield from TMS. $[\alpha]_D^{22}$ refers to the angle of plane polarized light (specific optical rotation) at 25°C with the sodium D line (589 A). Mass spectrometry (MS) is expressed as m/e, m/z or mass/ charge unit and is obtained using electron impact (EI), chemical ionization (CI) or fast atom bombardment (FAB) techniques. $[\text{M}+\text{H}]^+$ refers to the positive ion of a parent plus a hydrogen atom. Retention time (RT) is in minutes and refers to the elution time of the compound after injection. IR refers to infrared spectroscopy. FTIR refers to Fourier Transform IR.

EXAMPLES

The following detailed examples describe how to prepare the various
5 compounds and/or perform the various processes of the invention, and are to be
construed as merely illustrative, and not limitations of the preceding disclosure in any
way whatsoever. Those skilled in the art will recognize appropriate variations from
the procedures both as to reactants and as to reaction conditions and techniques.

10

EXAMPLE 1



15 **Preparation of N-Carbomethoxy-3-fluoro-4-morpholinylaniline (Compound I, R¹
= 3-Fluoro-4-morpholinylphenyl)**

Step A: 3-Fluoro-4-morpholinylaniline

3,4-Difluoronitrobenzene (25.196 g, 158.38 mmol) was added to a
20 mixture of morpholine (60.0 ml, 688 mmol, 4.34 eq) in THF (30 ml) at -14°C. The
mixture was permitted to warm to 10°C, then maintained at 10-13°C for 1 hr. A
mixture of citric acid monohydrate (75 g, 357 mmol, 2.25 eq) in water (365 ml) was
added with a concomitant exotherm to 28°C. The phases were separated, and the
aqueous phase was washed with toluene (95 ml). The organic phase was washed with
25 water (315 ml), then concentrated under reduced pressure. Toluene (46 ml) and
methanol (60 ml) were added, followed by palladium on carbon (5%, 50% water wet,
3.1603 g, 0.7426 mmol, 0.00469 eq), and the mixture was sealed in a Parr shaker.
Hydrogen pressure (40 psi) was applied and maintained while agitating for 42 min.
The catalyst then was removed by filtration under reduced pressure, and washed with

toluene (60 ml). Heptane (150 ml) added to the filtrate and the resultant slurry concentrated under reduced pressure. Heptane (300 ml) was added, and the precipitate collected by filtration under reduced pressure, washed with heptane, and dried to give the title compound, HPLC (stationary phase is 4.6 x 250 mm Zorbax RX C-8 column; mobile phase is acetonitrile (650 ml), triethylamine (1.85 ml) and acetic acid (1.30 ml) and water of sufficient amount to make 1,000 ml; flow rate = 3.0 ml/min; UV detection at 254 nm) RT = 1.08 min, > 99.3 area); ¹H-NMR (Pyridine-d₅) δ: 2.95-2.98, 3.80-3.83, 5.38, 6.68, 6.78 and 6.90 ; CMR (Pyridine-d₅) 52.43, 67.33, 103.31, 110.63, 121.29, 130.80, 146.23 and 157.72 .

10

Step B: N-Carbomethoxy-3-fluoro-4-morpholinylaniline (Compound I, R¹ = 3-Fluoro-4-morpholinylphenyl)

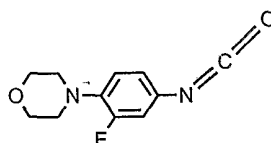
3,4-Difluoronitrobenzene (24.967 g, 156.94 mmol) was added to a mixture of morpholine (60.0 ml, 688 mmol, 4.38 eq) in THF (30 ml) at -6°C. The mixture was permitted to warm to 10° over 2 hrs, then maintained at 10°C for 1/2 hr. A mixture of citric acid monohydrate (75 g, 357 mmol, 2.27 eq) in water (365 ml) was added with concomitant exotherm to 28°. The phases were separated, and the aqueous washed with toluene (95 ml). The organic phases were washed with water (315 ml), the aqueous back wash extracted with toluene (95 ml), and concentrated under reduced pressure. Toluene (76 ml) and methanol (60 ml) were added, followed by palladium on carbon (5%, 50% water wet, 3.1370 g, 0.7371 mmol, 0.00470 eq), and the mixture sealed in a Parr shaker. Hydrogen pressure (40 PSI) was applied and maintained while agitating for 4.5 hrs. The catalyst then was removed by filtration under reduced pressure, and washed with toluene (100 ml). The mixture was cooled to 2°C, and a mixture of aqueous potassium carbonate (47%, 17.1 ml, 85 mmol, 0.54 eq) and water (150 ml) was added. Methyl chloroformate (16.4 ml, 212 mmol, 1.35 eq) then was added while maintaining the temperature at about 3-3.5°. The resultant slurry was permitted to warm to 20-25°C, then stirred 17 hrs. The mixture is warmed to 75° to give a solution, then cooled to 46°, heptane (333 ml) added, then the mixture cooled to 0°C, the precipitate collected by filtration with reduced pressure, washed with heptane (100 ml cooled to 5°C) then water (230 ml cooled to 5°C), and dried to

25
30

give Compound I, wherein $R^1 = 3\text{-fluoro-4-morpholinylphenyl}$, TLC (silica gel; methanol/methylene chloride, 5/95) $R_f = 0.74$ (one spot); $^1\text{H-NMR}$ (CDCl_3) δ : 3.03, 3.76, 3.86, 6.75, 6.87, 6.98, 7.27; CMR (CDCl_3) 51.18, 52.42, 67.03, 107.81, 114.56, 119.00, 133.25, 135.77, 154.07, 155.70.

5

EXAMPLE 2



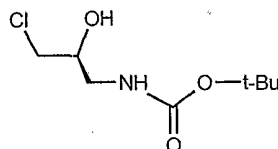
Preparation of 3-Fluoro-4-morpholinylphenylisocyanate (Compound VI, $R^1 = 3\text{-Fluoro-4-morpholinylphenyl}$)

A mixture of 3-fluoro-4-morpholinylaniline (Example 1, 12.01 g, 61.21 mmol) in methylene chloride (100 ml) was added to a mixture of phosgene (1.93 M in toluene, 63.4 ml, 122.4 mmol, 2.00 eq) in p-chlorotoluene (60 ml) over 15 min, while maintaining a temperature of about -12 to 3°C . The material was rinsed in with methylene chloride (30 ml). The mixture then was warmed to 130°C under atmospheric pressure with concomitant distillation of methylene chloride, phosgene, toluene, and hydrogen chloride gas into a caustic scrubber. The mixture was cooled to 25°C and filtered. The precipitate was washed with methylene chloride (3 x 15 ml). The filtrate was concentrated under reduced pressure. Heptane (200 ml) was added to the concentrated filtrate, and the resultant slurry cooled to -32°C . The product was collected by filtration with reduced pressure, washed with heptane, cooled to -30°C , and dried in a nitrogen stream to give Compound VI, wherein $R^1 = 3\text{-fluoro-4-morpholinylphenyl}$, HPLC (stationary phase is 4.6 x 250 mm Zorbax RX C-8 column; mobile phase is acetonitrile (650 ml), triethylamine (1.85 ml) and acetic acid (1.30 ml) and water of sufficient amount to make 1,000 ml; flow rate = 3.0 ml/min; UV detection at 254 nm) RT = 1.08 min. Upon derivatizing as N-carbomethoxy-3-fluoro-4-morpholinylaniline by dissolving in methanol; $^1\text{H-NMR}$ (CDCl_3) δ : 3.05, 3.86 and 6.78-6.89; CMR (CDCl_3) 50.90, 66.89, 113.11, 119.15,

25

120.83, 124.67, 127.65, 138.06 and 155.40 ; MS (EI), m/z (relative intensity) 222 (37) and 164 (100).

EXAMPLE 3



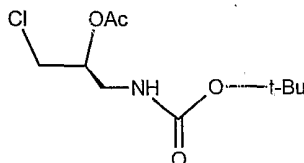
5
10 **Preparation of tert-butyl (2S)-3-chloro-2-hydroxypropylcarbamate, alternatively named N-((2S)-3-chloro-2-hydroxypropyl)(tert-butoxy)carboxamide (Compound IV, R³ =t-butyl, X=Cl)**

To a slurry of (2S) 1-amino-3-chloro-2-propanol hydrochloride, (750.3 g, 5138 mmol) in methylene chloride (2728 g) and methanol (435.4 g) at -13°C was added a solution of di-tert-butylidicarbonate (1178.3 g, 5399 mmol, 1.05 eq) in methylene chloride (1144 g) followed by triethylamine (572.3 g, 5656 mmol, 1.10 eq). The resultant 13°C slurry was then warmed and stirred at 17-19°C for 1 h. The resultant solution was concentrated under reduced pressure to a 2182 g slurry. Toluene (959.3 g) and water (975.5 g) were added and the phases separated. The organic phase was washed with water (500 ml) and the aqueous serial back extracted with toluene (2 X 500 ml). The combined organics were concentrated under reduced pressure to 1592 g. Isooctane (5853 g) was added and the mixture seeded and stirred at 20-25°C for 17 h. The precipitated product was collected by vacuum filtration, washed with isooctane (400 g) and dried in a nitrogen stream to afford Compound IV, 20 wherein R³ =t-butyl, X=Cl, (1024 g, 95.1 %): GC retention time = 8.2 min (15 meter DB5 capillary column, 70°C for 2 min, then ramp 10°C/ min); ¹H-NMR (CDCl₃, 400 MHz) δ: 5.08 (bs, 1H), 3.92 (m, 2H), 3.57 (bs, 1H), 3.55 (m, 1H), 3.42 (m, 1H), 3.24 25

(m, 1H), 1.45 (s, 9H); ^{13}C -NMR (CDCl_3 , 100 MHz) δ 28.35 (q), 43.90 (t), 46.52 (t), 71.23 (d), 80.13 (s), 157.24 (s).

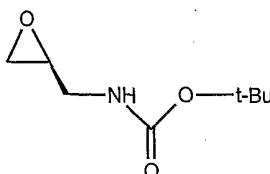
EXAMPLE 4

5



10 **Preparation of (1S)-2-[(tert-butoxycarbonyl)amino]-1-(chloromethyl)ethyl acetate, alternatively named N-((2S)-3-chloro-2-acetoxypropyl)(tert-butoxy)carboxamide (Compound V, $\text{R}^3 = \text{t-butyl}$, $\text{R}^4 = \text{Ac}$, $\text{X} = \text{Cl}$)**

To a solution of tert-butyl (2S)-3-chloro-2-hydroxypropylcarbamate
 15 (0.9928 g, 4.74 mmol) in THF (7 ml) and triethylamine (0.7303 g, 7.22 mmol, 1.52 eq) was added acetic anhydride (0.6033 g, 5.91 mmol, 1.25 eq) and N, N-dimethyl-4-aminopyridine (0.00265 g, 0.0217 mmol, 0.0046 eq). The solution was stirred at room temperature for 3 days. Toluene (10 g) and saturated aqueous sodium bicarbonate (10 ml) was added and the phases separated. The aqueous was washed
 20 with a mixture of toluene (10 ml) and THF (5 ml) and the combined organics dried on magnesium sulfate. The organics were concentrated under reduced pressure to 1.6 g and heptane (7.3 g) added. After standing for 25 days at 20-25 °C, a precipitate formed. Heptane (10.8 g) was added and the precipitate collected by vacuum filtration, washed with heptane (10 ml) and dried in a nitrogen stream to give
 25 Compound V, wherein $\text{R}^3 = \text{t-butyl}$, $\text{R}^4 = \text{Ac}$, $\text{X} = \text{Cl}$, 0.3803 g (31.9%): ^1H -NMR (400 MHz, CDCl_3) δ : 1.45 (s, 9 H), 2.11 (s, 3 H), 3.41 (m, 2 H), 3.67 (m, 2 H), 4.79 (s, 1 H), 5.07 (t, $J = 5.2$ Hz, 1 H); ^{13}C NMR (CDCl_3) 20.92 (q), 28.33 (q), 41.43 (t), 43.30 (t), 72.16 (d), 79.89 (s), 155.85 (s), 170.26 (s); MS (EI) for $\text{C}_{10}\text{H}_{18}\text{ClNO}_4$ m/z 251 M^+ ; $[\alpha]_D^{22}$ (-2, $C = 1.0$, methylene chloride); Anal. Calcd for $\text{C}_{10}\text{H}_{18}\text{ClNO}_4$: C, 47.72; H, 7.21; N, 5.57. Found: C, 47.70; H, 7.17; N, 5.55.
 30

EXAMPLE 5

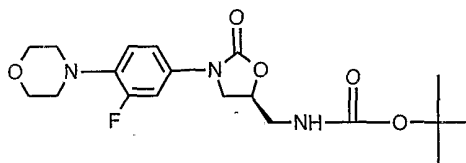
5

Preparation of tert-butyl (2S)oxiranylmethylcarbamate, alternatively named N-(((2S)oxiran-2-yl)methyl)(tert-butoxy)carboxamide (Compound II, R³=t-butyl, X=Cl)

10 To a solution of tert-butyl (2S)-3-chloro-2-hydroxypropylcarbamate (19.98 g, 95.29 mmol) in methanol (50.0 ml) at 13 °C was added lithium t-butoxide (8.40 g, 104.9 mmol, 1.10 eq) while maintaining less than 22 °C. The mixture was stirred at 8 to 20 °C for 15 min and water (200 ml) followed by methylene chloride (200 ml) was added. The phases were separated and the aqueous washed with

15 methylene chloride (135 ml). The combined organics were dried on magnesium sulfate and concentrated to an oil. Column chromatography on silica gel (0 to 4% methanol in methylene chloride eluent) gave Compound II, wherein R³=t-butyl, X=Cl, as a white solid (14.26 g, 86.4%): m.p. 45-49 °C; ¹H NMR (400 MHz, CDCl₃) δ: 1.448 (s, 9 H), 2.59 (s, 1 H), 2.78 (t, J = 4 Hz, 1 H), 3.09 (s, 1 H), 3.20 (dt, J = 14, 6

20 Hz, 1 H), 3.53 (d, J = 15 Hz, 1 H), 4.85 (s, 1 H); ¹³C NMR (CDCl₃) 28.28 (q), 41.72 (t), 45.04 (t), 50.85 (d), 79.61 (s), 155.96 (s); MS (CI+) for C₈H₁₅NO₃ m/z 174 (M+H)⁺; [α]_D²² (-13, C + 1.0, methylene chloride); Anal. Calcd for C₈H₁₅NO₃: C, 55.47; H, 8.73; N, 8.09. Found: C, 55.17; H, 8.54; N, 8.00.

EXAMPLE 6

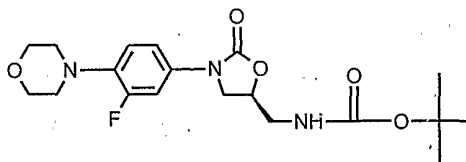
5 **Preparation of tert-butyl ((5S)-3-[3-fluoro-4-(4-morpholinyl)phenyl]-2-oxo-1,3-oxazolidin-5-yl)methylcarbamate (Compound III, R¹ = 3-fluoro-4-(4-morpholinyl)phenyl, R³=t-butyl)**

To a solution of [3-fluoro-4-(4-morpholinyl)phenyl]carbamic acid
 10 phenylmethyl ester (Example 1) (0.8758 g, 2.651 mmol) and tert-butyl (2S)-chloro-2-hydroxypropylcarbamate (Example 3) (0.7011 g, 3.344 mmol, 1.26 eq) in DMF (1.7 ml) in an ice bath was added a solution of lithium t-butoxide in THF (2.82 g of an 18.1 wt% solution, 6.37 mmol, 2.40 eq). The resultant solution was allowed to stand at 20°C for 44 hours (HPLC showed 95.0% conversion after 20 hours and 97.8%
 15 conversion after 44 hours). Saturated aqueous ammonium chloride (5.0 ml), water (10 ml) and methylene chloride (12 ml) were added and the phases separated. The aqueous layer was washed with methylene chloride (12 ml) and the combined organics dried on magnesium sulfate and concentrated to an oil (2.4574 g). External standard HPLC showed the oil to contain 0.9397 g (89.6%) of Compound III, wherein
 20 R¹ = 3-fluoro-4-(4-morpholinyl)phenyl, R³=t-butyl. HPLC retention time = 4.97 min (column = Zorbax SB-C8 3.5 micron 150 X 4.6 mm, flow rate = 2.0 ml/min, gradient elution from 30:70 A:B to 90:10 A:B over 15 minutes; A = 969:30:1 acetonitrile: THF: trifluoroacetic acid; B= 949:50:1 water: THF: trifluoroacetic acid). An analytical sample of Compound III, R¹ = 3-fluoro-4-(4-morpholinyl)phenyl, R³=t-butyl isolated by column chromatography (ethyl acetate/ hexanes eluent) had the
 25 following physical properties: mp 46.2-48.0°C; ¹H-NMR (CDCl₃, 400 MHz) δ: 7.43 (dd, J = 14.4, 2.4 Hz, 1H) 7.09 (dd, J = 8.8, 2.0 Hz), 6.92 (t, J = 9.2, 1H) 5.11 (bs, 1H), 4.73 (bs, 1H), 4.00 (t, J = 8.8, 1H), 3.86 (t, J = 4.4, 4H), 3.80 (t, J = 6.8, 1H), 3.50 (m, 2H), 3.04 (t, J = 4.8, 4H), 1.41 (s, 9H); ¹³C-NMR (CDCl₃, 100 MHz) δ 28.25

(q), 43.27 (t), 47.53 (t), 51.03 (dt, $J_{C-F} = 3.02$ Hz), 66.95 (t), 71.99 (D), 80.19 (s),
 107.50 (dd, $J_{C-F} = 26.16$ Hz), 113.93 (dd, $J_{C-F} = 3.02$ Hz), 118.83 (dd, $J_{C-F} = 4.03$ Hz),
 133.18 (sd, $J_{C-F} = 11.07$ Hz), 136.45 (sd, $J_{C-F} = 9.06$ Hz), 154.29 (s), 155.55 (sd, $J_{C-F} =$
 241.50 Hz), 156.30 (s). MS (EI) m/z (relative intensity) 395 (100), 339 (85); $[\alpha]_D^{25}$ -
 5 36 (C 0.71, acetonitrile); Anal Calcd for $C_{19}H_{26}FN_3O_5$: C, 57.71; H, 6.63; N, 10.63;
 found: C, 57.63; H, 6.81; N, 10.32.

EXAMPLE 7

10

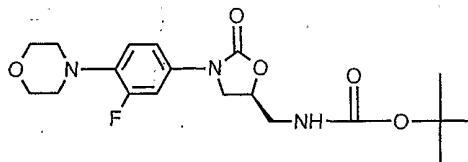


15

Alternative preparation of tert-butyl ((5S)-3-[3-fluoro-4(4-morpholinyl)phenyl]-2-oxo-1,3-oxazolidin-5-yl) methylcarbamate (Compound III, $R^1 = 3$ -fluoro-4-(4-morpholinyl)phenyl, $R^3 = t$ -butyl).

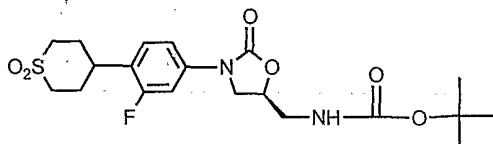
20

To a slurry of [3-fluoro-4(4-morpholinyl)phenyl]carbamic acid phenylmethyl ester (Example 1) (1.0039 g, 3.039 mmol) and tert-butyl (2S)oxiranylmethylcarbamate (Example 5) (0.653 g, 3.77 mmol, 1.24 eq) in THF (1.5 ml) at 0°C was added a solution of lithium t-butoxide in THF (18.07 wt%, 1.735 g, 3.92 mmol, 1.29 eq). After standing 2 days at 20-25°C, methylene chloride (5.0 ml), then acetic acid (0.35 ml, 6.11 mmol, 2.01 eq) followed by water (3.5 ml) was added. The phases were separated and the aqueous washed with methylene chloride (3.5 ml). The combined organics were dried on magnesium sulfate and concentrated to an oil
 25 which was shown to contain 1.03 g (85.7%) of Compound III, wherein $R^1 = 3$ -fluoro-4-(4-morpholinyl)phenyl, $R^3 = t$ -butyl, by external standard HPLC: retention time = 4.06 min (column = Zorbax SB-C8 3.5 micron 150 X 4.6 mm, flow rate = 2.0 ml/min, gradient elution from 30:70 A:B to 90:10 A:B over 15 minutes; A = 969:30:1 acetonitrile: THF: trifluoroacetic acid; B = 949:50:1 water: THF:trifluoroacetic acid).

EXAMPLE 8

- 5 **Alternative preparation of tert-butyl {(5S)-3-[3-fluoro-4-(4-morpholinyl)phenyl]-2-oxo-1,3-oxazolidin-5-yl} methylcarbamate (Compound III, R¹ = 3-fluoro-4-(4-morpholinyl)phenyl, R³=t-butyl)**

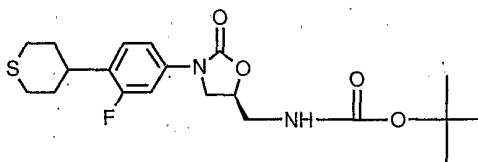
To a solution of [3-fluoro-4-(4-morpholinyl)phenyl]carbamic acid
 10 phenylmethyl ester, (Example 1) (0.1646 g, 0.498 mmol) and (1S)-2-[(tert-butoxycarbonyl)amino]-1-(chloromethyl) ethyl acetate, (Example 4) (0.1534 g, 0.609
 mmol, 1.22 eq) in DMF (0.344 g) and methanol (0.0195 g, 0.609 mmol, 1.22 eq) at
 0°C was added lithium t-butoxide (0.0881 g, 1.101 mmol, 2.21 eq). The solution was
 allowed to stand at 20-25°C for 18 h. Acetic acid (0.057 ml, 0.996 mmol, 2.00 eq)
 15 was added. The mixture was diluted to 250 ml total volume with methanol. The
 resultant solution was shown to contain 0.186 g (94.6%) of Compound III, wherein R¹
 = 3-fluoro-4-(4-morpholinyl)phenyl; R³=t-butyl by external standard HPLC: retention
 time = 4.10 min (column = Zorbax SB-C8 3.5 micron 150 X 4.6 mm, flow rate = 2.0
 ml/min., gradient elution from 30:70 A:B to 90:10 A:B over 15 minutes; A = 969:30:1
 20 acetonitrile: THF: trifluoroacetic acid; B = 949:50:1 water: THF: trifluoroacetic acid).

EXAMPLE 9

Preparation of tert-butyl {(5S)-3-[4-(1,1-dioxohexahydro-1 λ^6 -thiopyran-4-yl)-3-fluorophenyl]-2-oxo-1,3-oxazolidin-5-yl}methylcarbamate (Compound III, R¹ = 4-(1,1-dioxohexahydro-1 λ^6 -thiopyran-4-yl)-3-fluorophenyl, R³=t-butyl)

5 To a slurry of isobutyl 4-(1,1-dioxohexahydro-1 λ^6 -thiopyran-4-yl)-3-fluorophenylcarbamate (1.0037 g, 2.92 mmol), and tert-butyl (2S)-3-chloro-2-hydroxypropylcarbamate (Example 3) (0.7608 g, 3.629 mmol, 1.24 eq) in DMF (1.80 ml) in an ice bath was added lithium t-butoxide in THF (18.07wt% solution, 2.7465 g, 6.20 mmol, 2.12 eq). The mixture was allowed to stand at 20-25°C for 37 h. Toluene
10 (10ml), saturated aqueous ammonium chloride (5 ml), water (5 ml) and heptane (10 ml) were added and the precipitate collected by vacuum filtration, washed with water (13.2 g) and toluene (10.2 g) and dried in a nitrogen stream to afford Compound III, wherein R¹ = 4-(1,1-dioxohexahydro-1 λ^6 -thiopyran-4-yl)-3-fluorophenyl, R³=t-butyl, 1.1507 g (89.0%). HPLC retention time = 3.0 min (column = phenomenex Luna C8 5
15 micron, 150 X 4.6 m, flow rate = 2.0 ml/min, gradient elution from 40:60 A:B to 100:0 A:B over 15 minutes; A = acetonitrile; B = water).

EXAMPLE 10



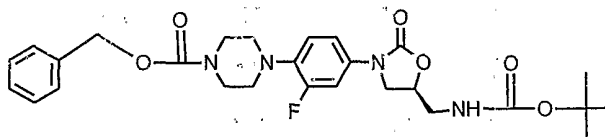
20

Preparation of tert-butyl [(5S)-3-(3-fluoro-4-tetrahydro-2H-thiopyran-4-ylphenyl)-2-oxo-1,3-oxazolidin-5-yl]methylcarbamate (Compound III, R¹ = 3-fluoro-4-tetrahydro-2H-thiopyran-4-ylphenyl, R³=t-butyl)

25 To a slurry of isobutyl 3-fluoro-4-tetrahydro-2H-thiopyran-4-ylphenylcarbamate (0.9142 g, 2.936 mmol) and tert-butyl (2S)-3-chloro-2-hydroxypropylcarbamate (Example 3) (0.7676 g, 3.661 mmol, 1.25 eq) in DMF (1.80 ml) in an ice bath was added lithium t-butoxide in THF (18.07wt% solution, 3.31 g, 7.46 mmol, 2.54 eq). The mixture was allowed to stand at 20-25°C for 1 day.

Saturated aqueous ammonium chloride (5 ml), water (5 ml) and methylene chloride were added and the phases separated. The aqueous was washed with methylene chloride (12 ml) and the combined organics dried on magnesium sulfate. Toluene (20 ml) was added to the organics and the solution concentrated under reduced pressure to give the Compound III, wherein R¹ = 3-fluoro-4-tetrahydro-2H-thiopyran-4-ylphenyl, R³=t-butyl, HPLC retention time = 7.1 min (column = phenomenex Luna C8, 5 micron 150 X 4.6 mm, flow rate = 2.0ml/min, gradient elution from 40:60 A:B to 100:0 A:B over 15 minutes; A = acetonitrile; B = water).

10

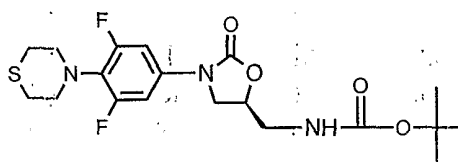
EXAMPLE 11

Preparation of benzyl 4-[4-((5S)-5-((tert-butoxycarbonyl)amino)methyl)-2-oxo-1,3-oxazolidin-3-yl]-2-fluorophenyl]-1-piperazinecarboxylate (Compound III, R¹ = 3-fluoro-4-[4-(benzyloxycarbonyl)-1-piperazinyl]phenyl, R³=t-butyl)

To a slurry of 4-[2-fluoro-4-[(phenylmethoxy)carbonyl]amino]phenyl]-1-piperazinecarboxylic acid phenylmethyl ester (552.5 g, 1.19 mol) and tert-butyl (2S)-3-chloro-2-hydroxypropylcarbamate (Example 3) (460.8 g, 2.38 mol, 2.0 eq) in DMF (925 ml), methanol (96.4 ml, 2.38 mol, 2.0 eq), hexane (451 ml) and toluene (537 ml) was added a solution of lithium t-butoxide (285.5 g, 3.57 mmol, 3.0 eq) in hexanes rinse (1326 ml) over 1.5 hours while maintaining about 15°C and followed by hexanes rinse (50 ml). The mixture was then stirred at room temperature overnight at 20-25°C. The mixture was cooled to 0°C and acetic acid (142.9 g, 2.38 moles, 2 eq) added. Methanol (290 ml) was added and the phases separated. The upper phase was washed twice with methanol (290 ml) and to the combined lower phases added methylene chloride (1300 ml) and water (1300 ml). The phases were separated and the upper phase washed twice with methylene chloride (300 ml). The combined lower phases were concentrated under reduced pressure to 2000 ml and

methanol (650 ml) was added. The mixture was concentrated to 1500 ml and toluene (630 ml) and water (650 ml) added over ½ h. Hexanes (550 ml) were added slowly and the slurry cooled to 0°C and stirred 1.5h. The precipitate was collected by vacuum filtration and washed with water and hexanes. A second crop was collected upon concentrating the filtrate. Both crops were triturated with cold methyl t-butyl ether and dried under reduced pressure to give Compound III, wherein R¹ = 3-fluoro-4-[4-(benzyloxycarbonyl)-1-piperazinyl]phenyl, R³=t-butyl, 493 g (78.2%): ¹H NMR (400 MHz, CDCl₃) δ: 1.405 (s, 9 H), 3.004 (s, 4 H), 3.52 (q, J=5, 5 Hz, d H), 3.52 (q, J=5 Hz, 2 H), 3.67 (t, J=5 Hz, 4 H), 3.80 (t, J=7 Hz, 1 H), 3.99 (t, J=9 Hz, 1 H), 4.73 (m, 1 H), 4.98 (m, 1 H), 5.16 (s, 2 H), 6.90 (t, J=9 Hz, 1 H), 7.09 (dd, J=2, 9 Hz, 1 H), 7.34 (m, 1 H), 7.37 (d, J=4 Hz, 4 H), 7.43 (dd, J=2, 14 Hz, 1 H).

EXAMPLE 12

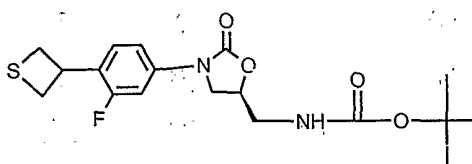


Preparation of tert-butyl ((5S)-3-[3,5-difluoro-4-(4-thiomorpholinyl)phenyl]-2-oxo-1,3-oxazolidin-5-yl)methylcarbamate (Compound III, R¹ = 3,5-difluoro-4-(4-thiomorpholinyl)phenyl, R³=t-butyl)

To a solution of benzyl 3,5-difluoro-4-(4-thiomorpholinyl)phenylcarbamate (0.953 g, 2.61 mmol) and tert-butyl (2S)-3-chloro-2-hydroxypropylcarbamate (Example 3) (0.690 g, 3.29 mmol, 1.26 eq) in DMF (3.4 ml) at 0°C was added a solution of lithium t-butoxide in hexanes (1.0 M, 6.26 ml, 6.26 mmol, 2.40 eq). The mixture was stirred for 1 day at 20-25°C and DMF (0.5 ml) added. The mixture was partitioned between aqueous ammonium chloride and methylene chloride. The aqueous was washed 6 times with methylene chloride, dried on sodium sulfate and concentrated to a brown oil. The resulting oil was purified by column chromatography (ethyl acetate/ hexanes/ methanol eluent) to afford Compound III,

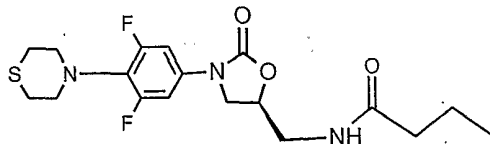
wherein $R^1 = 3,5$ -difluoro-4-(4-thiomorpholinyl)phenyl, $R^3 = t$ -butyl, 0.457 g, (41%):
 Silica gel TLC $R_f = 0.38$ (5:95 methanol: methylene chloride); 1H NMR (400 MHz,
 CDC1₃) δ : 1.42 (s, 9 H), 2.75 (s, 4 H), 3.36 (t, $J = 4$ Hz, 4 H), 3.52 m, 2 H), 3.79 (t, J
 = 7 Hz, 1 H), 3.97 (t, $J = 9$ Hz, 1 H), 4.74 (m, 1 H), 4.94 (m, 1 H), 7.10 (d, $J = 11$ Hz,
 2 H); MS (ESI+) for C₁₉H₂₅F₂N₃O₄S m/z 430 (M+H)⁺, 452 (M+Na)⁺

EXAMPLE 13



10 **Preparation of tert-butyl ((5S)-3-[3-fluoro-4-(3-thietanyl)phenyl]-2-oxo-1,3-oxazolidin-5-yl)methylcarbamate (Compound III, $R^1 = 3$ -fluoro-4-(3-thietanyl)phenyl, $R^3 = t$ -butyl)**

15 To a solution of benzyl 3-fluoro-4-(3-thietanyl)phenylcarbamate (0.406 g, 1.28 mmol) and tert-butyl (2S)-3-chloro-2-hydroxypropylcarbamate (Example 3) (0.322 g, 1.54 mmol, 1.2 eq) in DMF (1 ml) in an ice bath was added a solution of lithium t-butoxide in THF (1 M, 3.1 ml, 3.1 mmol, 2.4 eq). The resultant solution was stirred at room temperature for 1 day. The mixture was partitioned
 20 between aqueous ammonium chloride and methylene chloride. The aqueous was washed 3 times with methylene chloride, dried on sodium sulfate and concentrated to a brown oil. The resulting oil was purified by column chromatography (ethyl acetate/hexanes eluent) to afford Compound III, wherein $R^1 = 3$ -fluoro-4-(3-thietanyl)phenyl, $R^3 = t$ -butyl, 0.360 g, (73.5%): Silica gel TLC $R_f = 0.28$ (30:70 ethyl acetate: hexanes);
 25 1H NMR (400 MHz, CDC1₃) δ : 1.41 (s, 9 H), 3.36 (t, $J = 9$ Hz, 2 H), 3.54 (m, 2 H), 3.62 (+, $J = 9$ Hz, 2 H), 3.843 (+, $J = 7$ Hz, 1 H), 4.02 (+, $J = 9$ Hz, 1 H), 4.78 (m, 2 H), 4.95 (s, 1 H), 7.21 (d, $J = 9$ Hz, 1 H), 7.37 (d, $J = 8$ Hz, 1 H), 7.42 (d, $J = 10$ Hz, 1 H); MS (ESI+) for C₁₈H₂₃FN₂O₄S m/z 405 (M+Na)⁺.

EXAMPLE 14

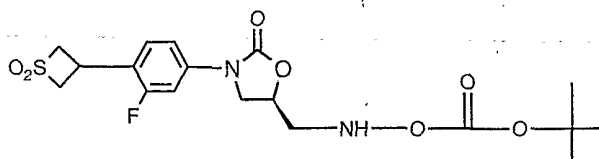
5 **Preparation of N-((5S)-3-[3,5-difluoro-4-(4-thiomorpholinyl)phenyl]-2-oxo-1,3-oxazolidin-5-yl)methylpropanamide (Compound X, R¹ = 3,5-difluoro-4-(4-thiomorpholinyl)phenyl, R⁵=propionyl)**

10 To a solution of tert-butyl ((5S)-3-[3,5-difluoro-4-(4-thiomorpholinyl)phenyl]-2-oxo-1,3-oxazolidin-5-yl)methylcarbamate (Example 12) (0.457 g, 1.06 mmol) in methylene chloride (10 ml) was added trifluoroacetic acid (5 ml). After 1 h at 20 to 25°C, the reaction mixture was concentrated under reduced pressure. Methylene chloride (10 ml), pyridine (1.0 ml) and propionic anhydride

15 (0.84 ml, 5.4 mmol, 6 eq) were added and the mixture stirred for 20 h at 20-24°C. Methylene chloride and aqueous hydrochloric acid (1 M) were added and the phases separated. The organics were washed with hydrochloric acid (1 M) until acidic. The combined organics were washed with aqueous sodium bicarbonate and saturated aqueous sodium chloride solutions, dried on sodium sulfate, and concentrated to give

20 Compound X, wherein R¹ = 3,5-difluoro-4-(4-thiomorpholinyl)phenyl, R⁵=propionyl as a white solid (0.388 g, 94.8%); ¹H NMR (400 MHz, CDCl₃) 1.13 (t, J=8 Hz, 3 H), 2.25 (q, J=7 Hz, 2 H), 2.28 (s, 4 H), 3.36 (s, 4 H), 3.70 (m, 3 H), 3.99 (t, J=9 Hz, 1 H), 4.77 (m, 1 H), 5.91 (s, 1 H), 7.09 (m, 2 H).

25

EXAMPLE 15

Preparation of tert-butyl {(5S)-3-[4-(1,1-dioxido-3-thietanyl)-3-fluorophenyl]-2-oxo-1,3-oxazolidin-5-yl}methylcarbamate (Compound III, R¹ = 4-(1,1-dioxido-3-thietanyl)-3-fluorophenyl, R³=t-butyl)

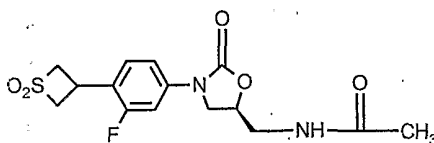
5 To a mixture of tert-butyl {(5S)-3-[3-fluoro-4-(3-thietanyl)phenyl]-2-oxo-1,3-oxazolidin-5-yl}methylcarbamate (Example 13) (0.155g, 0.41 mmol), water (1.25 ml) and acetone (3.75 ml) was added N-methylmorpholine-N-oxide (0.145g, 1.21 mmol, 3.0 eq) and a solution of osmium tetroxide in tertiary butyl alcohol (0.080 M, 0.1ml, 0.008 mmol, 0.02 eq). The mixture was stirred for 24 h at 20-25 °C and

10 saturated aqueous sodium bisulfite (20 ml) was added. The reaction mixture was extracted with methylene chloride (3 X 20 ml), the combined organics washed with saturated aqueous sodium chloride (3 X 10 ml), water (3 X 10 ml), and dried over sodium sulfate. Silica gel chromatography (methanol/methylene chloride eluent) gave Compound III, wherein R¹ = 4-(1,1-dioxido-3-thietanyl)-3-fluorophenyl, R³=t-

15 butyl (0.134 g, 78%): silica gel TLC R_f=0.67(5% methanol/methylene chloride); ¹H NMR (400 MHz, CDCl₃) 1.41 (s, 9 H), 3.50 (m, 2 H), 3.86 (t, J=7 Hz, 1 H), 23 Hz, 2 H), 3.97 (t, J=9 Hz, 1 H), 4.03 (t, J=9 Hz, 1 H), 4.29 (dd, J=8, 11 Hz, 2 H), 4.51 (dd, J=9, 23 Hz, 2 H), 4.78 (m, 1 H), 5.01 (s, 1 H), 7.22 (dd, J=2, 10 Hz, 1 H), 7.35 (m, 1 H), 7.55 (dd, J=2, 13 Hz, 1 H); MS (ESI-) m/z (413, M-H).

20

EXAMPLE 16



25 **Preparation of N-((5S)-3-[4-(1,1-dioxido-3-thietanyl)-3-fluorophenyl]-2-oxo-1,3-oxazolidin-5-yl)methylacetamide (Compound X, R¹ = 4-(1,1-dioxido-3-thietanyl)-3-fluorophenyl, R⁵=acetyl)**

To a solution of tert-butyl {(5S)-3-[4-(1,1-dioxido-3-thietanyl)-3-fluorophenyl]-2-oxo-1,3-oxazolidin-5-yl}methylcarbamate (Example 15) (0.134g, 0.32 mmol) in methylene chloride (2 ml) was added hydrochloric acid (4 M, 3ml, 12

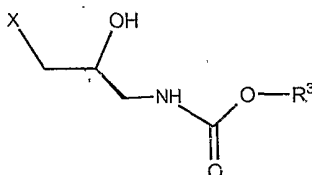
30

mmol). The mixture was stirred for 3 h at 20 to 25°C and concentrated under reduced pressure. The product was extracted with methylene chloride (2 x 3 ml) and pyridine (0.26 ml, 3.2 mmol, 10 eq) was added followed by acetic anhydride (0.15 ml, 1.6 mmol, 5 eq). The mixture was stirred at 20 to 25°C for 2 h and methylene chloride
5 (40 ml) was added. The solution was washed with hydrochloric acid (1%, 3 x 10 ml), saturated aqueous sodium chloride (3 x 10 ml), water (3 x 10 ml), and dried over sodium sulfate. Silica gel chromatography (methanol/methylene chloride eleuent) gave Compound X, wherein R¹ = 4-(1,1-dioxido-3-thietanyl)-3-fluorophenyl, R⁵=acetyl (0.085 g, 75.0%):silica gel TLC R_f=0.4(5% methanol/methylene chloride);
10 ¹H NMR (400 MHz, CDCl₃) 2.03 (s, 3 H), 3.66 (m, 2 H), 3.80 (t, *J* = 7 Hz, 1 H), 3.98 (t, *J* = 9 Hz, 1 H), 4.06 (t, *J* = 9 Hz, 1 H), 4.304 (t, *J* = 8 Hz, 2 H), 4.50 (t, *J* 14 Hz, 2 H), 4.80 (m, 1 H), 6.07 (s, 1 H), 7.21 (d, *J* = 9 Hz, 1 H), 7.37 (t, *J* = 9 Hz, 1 H), 7.54 (d, *J* = 13 Hz, 1 H): MS (ESI+) *m/z* (357, M+H)⁺.

It will be apparent to those skilled in the art that various modifications
15 and variations can be made in the present invention without departing from the scope or spirit of the invention. Other embodiments of the invention will be apparent to those skilled in the art from consideration of the specification and practice of the invention disclosed herein. It is intended that the specification and examples be considered as exemplary only, with a true scope and spirit of the invention being
20 indicated by the following claims.

WHAT IS CLAIMED IS:

1. A (S)-secondary alcohol having a general structural formula:

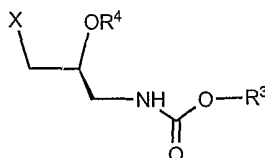


5

wherein R³ is C₁-C₁₀ alkyl, and X is halogen, alkylsulfonyl, or arylsulfonyl, or a salt or hydrate thereof.

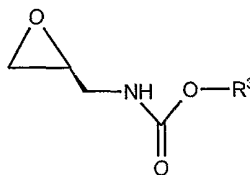
2. The (S)-secondary alcohol of claim 1 wherein R³ is C₄-C₇
10 tertiary alkyl.
3. The (S)-secondary alcohol of claim 2 wherein R³ is tertiary
butyl.
- 15 4. The (S)-secondary alcohol of claim 1 wherein X is Cl.
5. The (S)-secondary alcohol of claim 1 having a name tert-butyl
(2S)-3-chloro-2-hydroxypropylcarbamate.
- 20 6. The (S)-secondary alcohol of claim 1 in crystalline form.

7. An (S)-ester having a general structural formula:



5 wherein R^3 is C_1 - C_{10} alkyl, R^4 is C_1 - C_5 alkylcarbonyl, and X is halogen, alkylsulfonyl, or arylsulfonyl, or a salt or hydrate thereof.

8. The (S)-ester of claim 7 where R^3 is C_4 - C_7 tertiary alkyl.
9. The (S)-ester of claim 8 where R^3 is tertiary butyl.
10. The (S)-ester of claim 7 where X is Cl.
11. The (S)-ester of claim 7 having a name (1S)-2-[(tert-
15 butoxycarbonyl)amino]-1-(chloromethyl)ethyl acetate.
12. The (S)-ester of claim 7 in crystalline form.
13. An (S)-epoxide having a general structural formula:



20

wherein R^3 is C_1 - C_{10} alkyl, or a salt or hydrate thereof, in crystalline form.

5

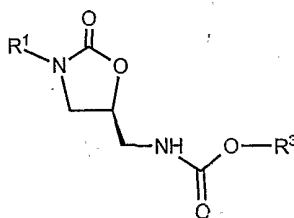
14. The (S)-epoxide of claim 13 wherein R^3 is C_4 - C_7 tertiary alkyl

15. The (S)-epoxide of claim 14 wherein R^3 is tertiary butyl.

10

16. The (S)-epoxide of claim 13 having a name tert-butyl (2S)-oxiranylmethylcarbamate.

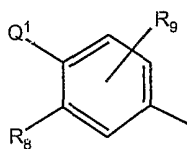
17. An (S)-intermediate having a general structural formula:



15

wherein R^1 is an aryl group, optionally substituted, and R^3 is C_1 - C_{10} alkyl, or a salt or hydrate thereof.

18. The (S)-intermediate of claim 17 wherein R^1 is:



20

wherein Q^1 is: $R^{10}R^{11}N$,



or Q^1 and R^8 taken together are dihydropyrrolidine, optionally substituted with R^{12} ;

Z^1 is $CH_2(CH_2)_p$, $CH(OH)(CH_2)_p$, or $C(O)$;

Z^2 is $(O)_pS$, O , or $N(R^{13})$;

5 Z^3 is $(O)_pS$ or O ;

A^1 is H or CH_3 ;

A^2 is selected from the group consisting of:

- a) H ,
- b) HO ,
- 10 c) CH_3 ,
- d) CH_3O ,
- e) $R^{14}OCH_2=C(O)NH$,
- f) $R^{15}OC(O)NH$,
- g) (C_1-C_3) alkoxycarbonyl,
- 15 h) $HOCH_2$,
- i) CH_3ONH ,
- j) $CH_3C(O)$,
- k) $CH_3C(O)CH_2$,
- l) $CH_3C(OCH_2CH_2O)$, and
- 20 m) $CH_3C(OCH_2CH_2O)CH_2$,

or A^1-C-A^2 taken together are $CH_3-C(OCH_2CH_2O)$, $C(O)$, or $C(=NR^{22})$;

R^8 is H or F , or is taken together with Q^1 as above;

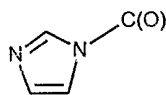
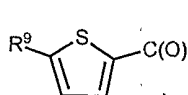
R^9 is H or F ;

25 R^{10} and R^{11} are taken together with the N atom to form a 3,7-diazabicyclo[3.3.0]octane, pyrrole, pyrazole, imidazole, 1,2,3-triazole, 1,2,4-triazole, morpholine or a piperazine group, optionally substituted with R^{13} ;

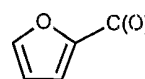
R^{12} is selected from the group consisting of:

- a) $CH_3C(O)-$,

- b) HC(O)- ,
 c) $\text{Cl}_2\text{CHC(O)-}$,
 d) $\text{HOCH}_2\text{C(O)-}$,
 e) CH_3SO_2- ,
 5 f) $\text{F}_2\text{CHC(O)-}$,
 g) $\text{H}_3\text{CC(O)OCH}_2\text{C(O)-}$,
 h) $\text{HC(O)OCH}_2\text{C(O)-}$,
 i) $\text{R}^{21}\text{C(O)OCH}_2\text{C(O)-}$,
 j) $\text{H}_3\text{CCHCH}_2\text{OCH}_2\text{C(O)-}$,
 10 k) $\text{benzylOCH}_2\text{C(O)-}$,
 l)-m)

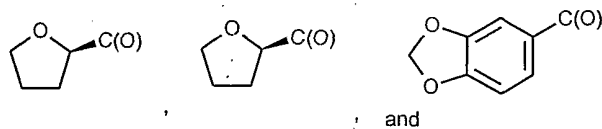


, and



15 R^{13} is selected from the group consisting of:

- a) $\text{R}^{14}\text{OC(R}^{16})(\text{R}^{17})\text{C(O)-}$,
 b) $\text{R}^{15}\text{OC(O)-}$,
 c) $\text{R}^{18}\text{C(O)-}$,
 d) $\text{H}_3\text{CC(O)(CH}_2)_2\text{C(O)-}$,
 20 e) $\text{R}^{19}\text{SO}_2-$,
 f) $\text{HOCH}_2\text{C(O)-}$,
 g) $\text{R}^{20}(\text{CH}_2)_2-$,
 h) $\text{R}^{21}\text{C(O)OCH}_2\text{C(O)-}$,
 i) $(\text{CH}_3)_2\text{NCH}_2\text{C(O)NH-}$,
 25 j) NCCH_2- ,
 k) F_2CHCH_2- ,
 l)-m)



R^{14} is H, CH_3 , benzyl, or $CH_3C(O)-$;

5 R^{15} is (C_1-C_3) alkyl, aryl, or benzyl;

R^{16} and R^{17} , independently, are H or CH_3 ;

R^{18} is selected from the group consisting of:

- 10 a) H-,
 b) (C_1-C_4) alkyl,
 c) aryl $(CH_2)_m$,
 d) ClH_2C- ,
 e) Cl_2HC- ,
 f) FH_2C- ,
 g) F_2HC- , and
 15 h) (C_3-C_6) cycloalkyl;

R^{19} is selected from the group consisting of:

- 20 a) CH_3 ,
 b) CH_2Cl ,
 c) $CH_2CH=CH_2$,
 d) aryl, and
 e) CH_2CN ;

R^{20} is OH, CH_3O- , or F;

R^{21} is:

- 25 a) CH_3- ,
 b) $HOCH_2-$,
 c) aniline, or
 d) $(CH_3)_2N-CH_2-$,

R^{22} is selected from the group consisting of:

- a) HO-
 b) CH₃O-
 c) H₂N-
 d) CH₃OC(O)O-,
 5 e) CH₃C(O)OCH₂C(O)O-,
 f) aryl-CH₂OCH₂C(O)O-,
 g) HO(CH₂)₂O-,
 h) CH₃OCH₂O(CH₂)₂O-, and
 i) CH₃OCH₂O-;
- 10 m is 0 or 1;
 n is 1-3;
 p is 0-2; and
 aryl is unsubstituted phenyl or phenyl unsubstituted with one of the following:
- 15 a) F,
 b) Cl,
 c) OCH₃,
 d) OH,
 e) NH₂,
 f) (C₁-C₄)alkyl,
 20 g) OC(O)OCH₃, or
 h) NO₂;
 and protected forms thereof.

25 19. The (S)-intermediate of claim 18 wherein R¹ is selected from the group consisting of 3-fluoro-4-[4-(benzyloxycarbonyl)-1-piperazinyl]phenyl, 3-fluoro-4-(4-morpholinyl)phenyl, 4-(1,1-dioxohexahydro-1λ⁶-thiopyran-4-yl)-3-fluorophenyl, 3-fluoro-4-tetrahydro-2H-thiopyran-4-ylphenyl, 3,5-difluoro-4-(4-thiomorpholinyl)phenyl, 3-fluoro-4-(3-thietanyl)phenyl, and 4-(1,1-dioxido-3-thietanyl)-3-fluorophenyl.

30

20. An (S)-intermediate of claim 17 where R³ is is C₄-C₇ tertiary alkyl.

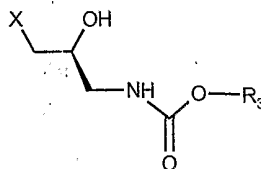
21. An (S)-intermediate of claim 20 where R³ is tertiary butyl.

5

22. An (S)-intermediate of claim 17 having a name (S)-N-[[3-(3-Fluoro-4-morpholinylphenyl)-2-oxo-5-oxazolidinyl]methyl](tert-butoxy)carbamide.

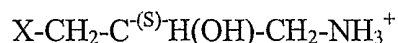
23. A method of preparing a secondary alcohol having a general structural formula:

10



wherein X is a halogen, alkylsulfonyl, or arylsulfonyl, and R³ is C₁-C₁₀ alkyl, or a salt or hydrate thereof,

15 comprising contacting an (S)-3-carbon amino alcohol having a general structural formula:



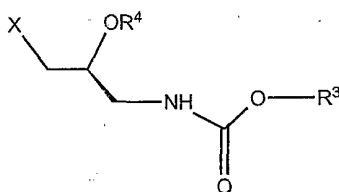
20 with a base and an carbonylating agent selected from the group consisting of a haloformate having a formula R³O-CO-X and a dialkyldicarbonate having a formula R³OCO₂R³.

24. The method of claim 23 further comprising isolating the secondary alcohol in a crystalline form.

25

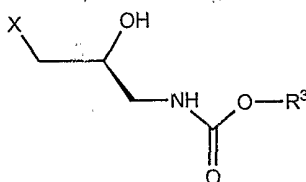
25. The method of claim 23 wherein the base is a tri(C₁-C₅ alkyl)amine.

26. A method of preparing a (S)-secondary ester having a general structural formula:



wherein X is a halogen, alkylsulfonyl, or arylsulfonyl, R³ is C₁-C₁₀ alkyl, and R⁴ is C₁-C₅ alkylcarbonyl, or a salt or hydrate thereof,

comprising contacting an (S)-secondary alcohol having a general structural formula:

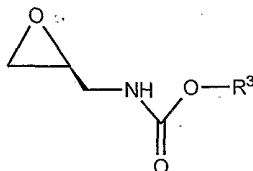


with a base and an acylating agent selected from the group consisting of an acid anhydride having a formula O(R⁴)₂, and an activated acid having a formula R⁴X.

27. The method of claim 26 further comprising isolating the secondary alcohol in a crystalline form.

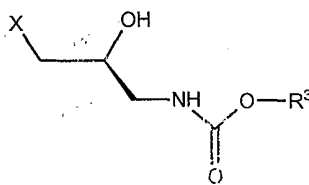
28. The method of claim 26 wherein the base is a tri(C₁-C₅ alkyl)amine.

29. A method of preparing a (S)-epoxide having a general structural formula:



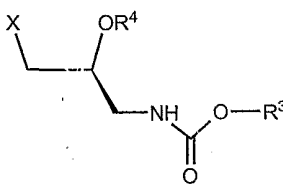
5 wherein R³ is C₁-C₁₀ alkyl, or a salt or hydrate thereof, comprising contacting

a) an (S)-secondary alcohol having a general structural formula:



10 wherein X is a halogen, alkylsulfonyl, or arylsulfonyl; or

b) an (S)-ester having a general structural formula:

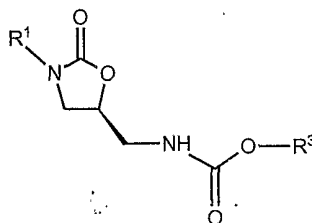


15 wherein R⁴ is C₁-C₅ alkylcarbonyl, with a lithium cation and a base whose conjugate acid has a pK_a of greater than about 8.

30. The method of claim 29 further comprising isolating the secondary alcohol in a crystalline form.

20- 31. The method of claim 29 wherein the base is a tertiary-butoxide

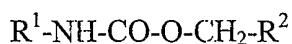
32. A method of preparing an (S)-oxazolidinone having a general structural formula:



5

wherein R³ is C₁-C₁₀ alkyl, and R¹ is optionally substituted aryl, or a salt or hydrate thereof, comprising contacting a carbamate having a general structural formula:

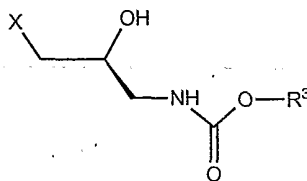
10



wherein R² is selected from the group consisting of C₁-C₂₀ alkyl, C₃-C₇ cycloalkyl, aryl optionally substituted with one or two C₁-C₃ alkyl or halogen groups, allyl, 3-methylallyl, 3,3-dimethylallyl, vinyl, styrylmethyl, benzyl optionally substituted on the phenyl with one or two Cl, C₁-C₄ alkyl, nitro, cyano, or trifluoromethyl groups, 9-fluorenylmethyl, trichloromethylmethyl, 2-trimethylsilylethyl, phenylethyl, 1-adamantyl, diphenylmethyl, 1,1-dimethylpropargyl, 2-furanylmethyl, isobornyl, and hydrogen, or a salt or hydrate thereof, with

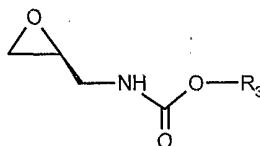
20

i) a secondary alcohol having a general structural formula:



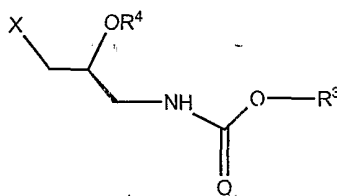
wherein X is halogen, alkylsulfonyl, or arylsulfonyl, or a salt or hydrate thereof;

ii) an (S)-epoxide having a general structural formula:



5

or iii) an (S)-ester having a general structural formula:



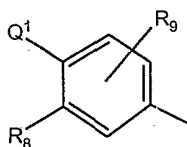
wherein R⁴ is C₁-C₅ alkylcarbonyl; in the presence of a lithium cation and a base whose conjugate acid has a pK_a of greater than about 8.

10

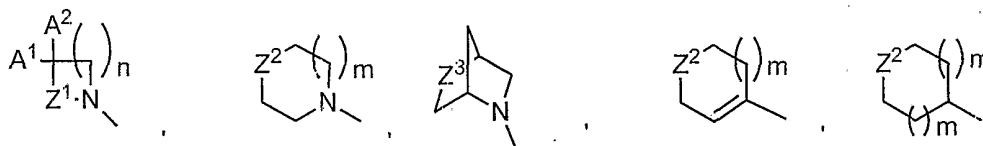
33. The method of claim 32 further comprising isolating the (S)-oxazolidonone in a crystalline form.

15

34. The method of claim 32 wherein R^I is:



wherein Q^I is: R¹⁰R¹¹N,



or Q^1 and R^8 taken together are dihydropyrrolidine, optionally substituted with R^{12} ;

Z^1 is $CH_2(CH_2)_p$, $CH(OH)(CH_2)_p$, or $C(O)$;

5 Z^2 is $(O)_pS$, O , or $N(R^{13})$;

Z^3 is $(O)_pS$ or O ;

A^1 is H or CH_3 ;

A^2 is selected from the group consisting of:

- a) H ,
- 10 b) HO ,
- c) CH_3 ,
- d) CH_3O ,
- e) $R^{14}OCH_2=C(O)NH$,
- f) $R^{15}OC(O)NH$,
- 15 g) (C_1-C_3) alkoxycarbonyl,
- h) $HOCH_2$,
- i) CH_3ONH ,
- j) $CH_3C(O)$,
- k) $CH_3C(O)CH_2$,
- 20 l) $CH_3C(OCH_2CH_2O)$, and
- m) $CH_3C(OCH_2CH_2O)CH_2$,

or A^1-C-A^2 taken together are $CH_3-C(OCH_2CH_2O)$, $C(O)$, or $C(=NR^{22})$;

R^8 is H or F , or is taken together with Q^1 as above;

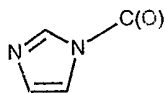
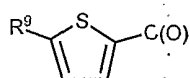
R^9 is H or F ;

25 R^{10} and R^{11} are taken together with the N atom to form a 3,7-

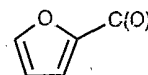
diazabicyclo[3.3.0]octane, pyrrole, pyrazole, imidazole, 1,2,3-triazole, 1,2,4-triazole, morpholine or a piperazine group, optionally substituted with R^{13} ;

R^{12} is selected from the group consisting of:

- 5
- a) $\text{CH}_3\text{C(O)-}$,
 b) HC(O)- ,
 c) $\text{Cl}_2\text{CHC(O)-}$,
 d) $\text{HOCH}_2\text{C(O)-}$,
 e) CH_3SO_2- ,
 f) $\text{F}_2\text{CHC(O)-}$,
 g) $\text{H}_3\text{CC(O)OCH}_2\text{C(O)-}$,
 h) $\text{HC(O)OCH}_2\text{C(O)-}$,
 i) $\text{R}^{21}\text{C(O)OCH}_2\text{C(O)-}$,
 10 j) $\text{H}_3\text{CCHCH}_2\text{OCH}_2\text{C(O)-}$,
 k) $\text{benzylOCH}_2\text{C(O)-}$,
 l)-m)

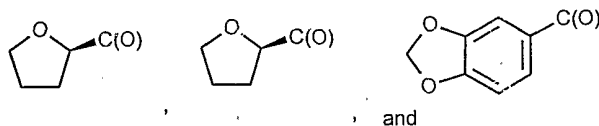


, and



15 R^{13} is selected from the group consisting of:

- a) $\text{R}^{14}\text{OC(R}^{16})(\text{R}^{17})\text{C(O)-}$,
 b) $\text{R}^{15}\text{OC(O)-}$,
 c) $\text{R}^{18}\text{C(O)-}$,
 d) $\text{H}_3\text{CC(O)(CH}_2)_2\text{C(O)-}$,
 20 e) $\text{R}^{19}\text{SO}_2-$,
 f) $\text{HOCH}_2\text{C(O)-}$,
 g) $\text{R}^{20}(\text{CH}_2)_2-$,
 h) $\text{R}^{21}\text{C(O)OCH}_2\text{C(O)-}$,
 i) $(\text{CH}_3)_2\text{NCH}_2\text{C(O)NH-}$,
 25 j) NCCH_2- ,
 k) F_2CHCH_2- ,
 l)-m)



R^{14} is H, CH₃, benzyl, or CH₃C(O)-;

R^{15} is (C₁-C₃)alkyl, aryl, or benzyl;

R^{16} and R^{17} , independently, are H or CH₃;

5 R^{18} is selected from the group consisting of:

- a) H-,
- b) (C₁-C₄)alkyl,
- c) aryl(CH₂)_m,
- d) ClH₂C-,
- 10 e) Cl₂HC-,
- f) FH₂C-,
- g) F₂HC-, and
- h) (C₃-C₆)cycloalkyl;

R^{19} is selected from the group consisting of:

- 15 a) CH₃,
- b) CH₂Cl,
- c) CH₂CH=CH₂,
- d) aryl, and
- e) CH₂CN;

20 R^{20} is OH, CH₃O-, or F;

R^{21} is:

- a) CH₃-,
- b) HOCH₂-,
- c) aniline, or
- 25 d) (CH₃)₂N-CH₂-;

R^{22} is selected from the group consisting of:

- a) HO-
- b) CH₃O-

- 5
- c) H₂N-
 - d) CH₃OC(O)O-
 - e) CH₃C(O)OCH₂C(O)O-
 - f) aryl-CH₂OCH₂C(O)O-
 - g) HO(CH₂)₂O-
 - h) CH₃OCH₂O(CH₂)₂O-, and
 - i) CH₃OCH₂O-

m is 0 or 1;

n is 1-3;

10 p is 0-2; and

aryl is unsubstituted phenyl or phenyl unsubstituted with one of the following:

- a) F,
- b) Cl,
- c) OCH₃,
- 15 d) OH,
- e) NH₂,
- f) (C₁-C₄)alkyl,
- g) OC(O)OCH₃, or
- h) NO₂;

20 and protected forms thereof.

35. The method of claim 34 wherein R¹ is selected from the group consisting of 3-fluoro-4-[4-(benzyloxycarbonyl)-1-piperazinyl]phenyl, 3-fluoro-4-(4-morpholinyl)phenyl, 4-(1,1-dioxohexahydro-1λ⁶-thiopyran-4-yl)-3-fluorophenyl, 3-fluoro-4-tetrahydro-2H-thiopyran-4-ylphenyl, 3,5-difluoro-4-(4-thiomorpholinyl)phenyl, 3-fluoro-4-(3-thietanyl)phenyl, and 4-(1,1-dioxido-3-thietanyl)-3-fluorophenyl.

36. The method of claim 32 where R³ is C₄-C₇ tertiary alkyl.

30

37. The method of claim 36 where R³ is tertiary butyl.

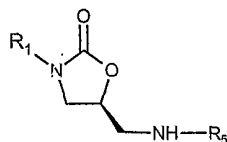
38. The method of claim 32 where R^2 is methyl.

39. The method of claim 32 where X is Cl.

5

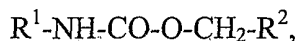
40. The method of claim 32 wherein the (S)-oxazolidinone is (S)-N-[[3-(3-fluoro-4-morpholinylphenyl)-2-oxo-5-oxazolidinyl]methyl]t-butoxycarbamide.

10 41. A method of preparing an (S)-oxazolidinone having a general structural formula:



15 wherein R^5 is: C_1 - C_6 alkylcarbonyl, C_1 - C_6 cycloalkylcarbonyl, C_1 - C_6 alkylthiocarbonyl, or C_1 - C_6 cycloalkylthiocarbonyl, and R^1 is optionally substituted aryl, or a salt or hydrate thereof, comprising:

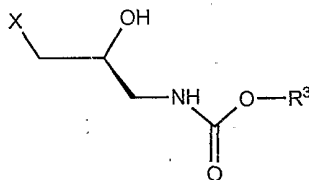
(a) contacting a carbamate having a general formula



20

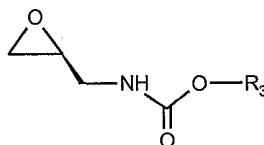
wherein R^2 is selected from the group consisting of C_1 - C_{20} alkyl, C_3 - C_7 cycloalkyl, aryl optionally substituted with one or two C_1 - C_3 alkyl or halogen groups, allyl, 3-methylallyl, 3,3-dimethylallyl, vinyl, styrylmethyl, benzyl optionally substituted on the phenyl with one or two Cl, C_1 - C_4 alkyl, nitro, cyano, or trifluoromethyl groups, 9-fluorenylmethyl, trichloromethylmethyl, 2-trimethylsilylethyl, phenylethyl, 1-adamantyl, diphenylmethyl, 1,1-dimethylpropargyl, 2-furanylmethyl, isobornyl, and hydrogen; with

i) a secondary alcohol of a general structural formula:



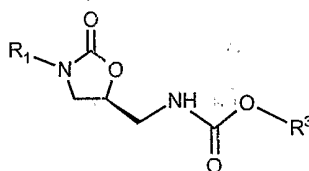
wherein X is a halogen, alkylsulfonyl, or arylsulfonyl, and R³ is C₁-C₁₀ alkyl; or

5 ii) an epoxide having a general structural formula:



in the presence of a lithium cation and a base whose conjugate acid has a pK_a of greater than about 8, to provide a ring-t-butylcarbamyl compound of a general structural formula:

10



(b) contacting the reaction product of step (a) with aqueous acid;
and

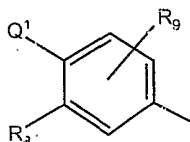
15 (c) contacting the reaction product of step (2) with a base and an acylating or thioacylating agent selected from the group consisting of (i) an acid anhydride of the structural formula O(R⁵)₂, (ii) an activated acid of the structural formula R⁵X, or (iii) a dithioester of the structural formula R⁵S(C=S)R⁵, wherein R⁵ is C₁-C₆ alkylcarbonyl, C₁-C₆ cycloalkylcarbonyl, C₁-C₆ alkylthiocarbonyl, or C₁-C₆ cycloalkylthiocarbonyl, and X is halogen, alkylsulfonyl, or arylsulfonyl.

20

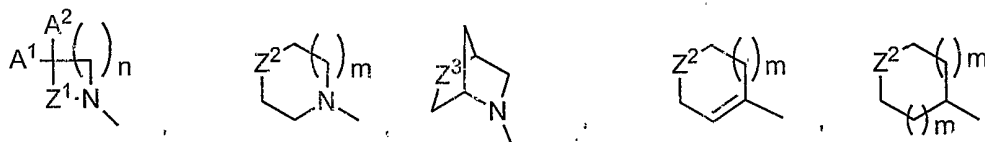
42. The method of claim 41 further comprising isolating the (S)-oxazolidonone in a crystalline form.

43. The method of claim 41 wherein R¹ is:

5



wherein Q¹ is: R¹⁰R¹¹N,



10

or Q¹ and R⁸ taken together are dihydropyrrolidine, optionally substituted with R¹²,

Z¹ is CH₂(CH₂)_p, CH(OH)(CH₂)_p, or C(O);

Z² is (O)_pS, O, or N(R¹³);

Z³ is (O)_pS or O;

15

A¹ is H or CH₃;

A² is selected from the group consisting of:

- a) H,
- b) HO,
- c) CH₃,
- 20 d) CH₃O,
- e) R¹⁴OCH₂=C(O)NH,
- f) R¹⁵OC(O)NH,
- g) (C₁-C₃)alkoxycarbonyl,
- h) HOCH₂,
- 25 i) CH₃ONH,

- j) $\text{CH}_3\text{C}(\text{O})$,
- k) $\text{CH}_3\text{C}(\text{O})\text{CH}_2$,
- l) $\text{CH}_3\text{C}(\text{OCH}_2\text{CH}_2\text{O})$, and
- m) $\text{CH}_3\text{C}(\text{OCH}_2\text{CH}_2\text{O})\text{CH}_2$,

5 or $\text{A}^1\text{-C-A}^2$ taken together are $\text{CH}_3\text{-C}(\text{OCH}_2\text{CH}_2\text{O})$, $\text{C}(\text{O})$, or $\text{C}(=\text{NR}^{22})$;

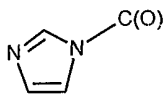
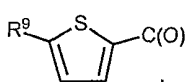
R^8 is H or F, or is taken together with Q^1 as above;

R^9 is H or F;

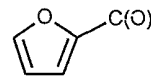
R^{10} and R^{11} are taken together with the N atom to form a 3,7-diazabicyclo[3.3.0]octane, pyrrole, pyrazole, imidazole, 1,2,3-triazole, 1,2,4-triazole,
 10 morpholine or a piperazine group, optionally substituted with R^{13} ;

R^{12} is selected from the group consisting of:

- a) $\text{CH}_3\text{C}(\text{O})-$,
- b) $\text{HC}(\text{O})-$,
- c) $\text{Cl}_2\text{CHC}(\text{O})-$,
- 15 d) $\text{HOCH}_2\text{C}(\text{O})-$,
- e) CH_3SO_2- ,
- f) $\text{F}_2\text{CHC}(\text{O})-$,
- g) $\text{H}_3\text{CC}(\text{O})\text{OCH}_2\text{C}(\text{O})-$,
- h) $\text{HC}(\text{O})\text{OCH}_2\text{C}(\text{O})-$,
- 20 i) $\text{R}^{21}\text{C}(\text{O})\text{OCH}_2\text{C}(\text{O})-$,
- j) $\text{H}_3\text{CCHCH}_2\text{OCH}_2\text{C}(\text{O})-$,
- k) benzyl $\text{OCH}_2\text{C}(\text{O})-$,
- l)-m)



, and

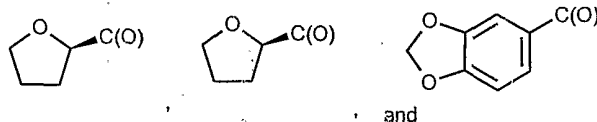


25

R^{13} is selected from the group consisting of:

- a) $\text{R}^{14}\text{OC}(\text{R}^{16})(\text{R}^{17})\text{C}(\text{O})-$,

- 5
- b) $R^{15}OC(O)-$,
 c) $R^{18}C(O)-$,
 d) $H_3CC(O)(CH_2)_2C(O)-$,
 e) $R^{19}SO_2-$,
 f) $HOCH_2C(O)-$,
 g) $R^{20}(CH_2)_2-$,
 h) $R^{21}C(O)OCH_2C(O)-$,
 i) $(CH_3)_2NCH_2C(O)NH-$,
 j) $NCCH_2-$,
 10 k) F_2CHCH_2- ,
 l)-m)



- R^{14} is H, CH_3 , benzyl, or $CH_3C(O)-$;
- 15 R^{15} is (C_1-C_3) alkyl, aryl, or benzyl;
- R^{16} and R^{17} , independently, are H or CH_3 ;
- R^{18} is selected from the group consisting of:
- 20 a) H-,
 b) (C_1-C_4) alkyl,
 c) aryl $(CH_2)_m$,
 d) ClH_2C- ,
 e) Cl_2HC- ,
 f) FH_2C- ,
 g) F_2HC- , and
 25 h) (C_3-C_6) cycloalkyl;
- R^{19} is selected from the group consisting of:
- a) CH_3 ,
 b) CH_2Cl ,

c) $\text{CH}_2\text{CH}=\text{CH}_2$,

d) aryl, and

e) CH_2CN ;

R^{20} is OH, $\text{CH}_3\text{O}-$, or F;

5 R^{21} is:

a) CH_3- ,

b) HOCH_2- ,

c) aniline, or

d) $(\text{CH}_3)_2\text{N}-\text{CH}_2-$,

10 R^{22} is selected from the group consisting of:

a) HO-

b) $\text{CH}_3\text{O}-$

c) $\text{H}_2\text{N}-$

d) $\text{CH}_3\text{OC}(\text{O})\text{O}-$,

15 e) $\text{CH}_3\text{C}(\text{O})\text{OCH}_2\text{C}(\text{O})\text{O}-$,

f) aryl- $\text{CH}_2\text{OCH}_2\text{C}(\text{O})\text{O}-$,

g) $\text{HO}(\text{CH}_2)_2\text{O}-$,

h) $\text{CH}_3\text{OCH}_2\text{O}(\text{CH}_2)_2\text{O}-$, and

i) $\text{CH}_3\text{OCH}_2\text{O}-$;

20 m is 0 or 1;

n is 1-3;

p is 0-2; and

aryl is unsubstituted phenyl or phenyl unsubstituted with one of the following:

a) F,

25 b) Cl,

c) OCH_3 ,

d) OH,

e) NH_2 ,

f) (C_1-C_4) alkyl,

30 g) $\text{OC}(\text{O})\text{OCH}_3$, or

h) NO_2 ;

and protected forms thereof.

44. The method of claim 43 wherein R¹ is selected from the group consisting of 3-fluoro-4-[4-(benzyloxycarbonyl)-1-piperazinyl]phenyl, 3-fluoro-4-(4-morpholinyl)phenyl, 4-(1,1-dioxohexahydro-1λ⁶-thiopyran-4-yl)-3-fluorophenyl, 3-fluoro-4-tetrahydro-2H-thiopyran-4-ylphenyl, 3,5-difluoro-4-(4-thiomorpholinyl)phenyl, 3-fluoro-4-(3-thietanyl)phenyl, and 4-(1,1-dioxido-3-thietanyl)-3-fluorophenyl.

10 45. The method of claim 41 wherein R³ is C₄-C₇ tertiary alkyl.

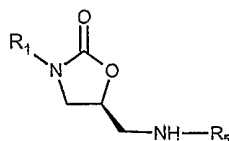
46. The method of claim 45 wherein R³ is tertiary butyl.

47. The method of claim 41 wherein R² is methyl.

15

48. The method of claim 41 wherein X is Cl.

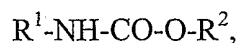
49. A method of preparing an (S)-oxazolidinone having a general structural formula:



20

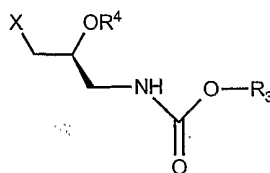
wherein R¹ is optionally substituted aryl, and R⁵ is C₁-C₆ alkylcarbonyl, C₁-C₆ cycloalkylcarbonyl, C₁-C₆ alkylthiocarbonyl, or C₁-C₆ cycloalkylthiocarbonyl; or a salt or hydrate thereof, comprising:

25 (a) contacting a carbamate having general structural formula:



wherein R^2 is selected from the group consisting of C_1 - C_{20} alkyl, C_3 - C_7 cycloalkyl, aryl optionally substituted with one or two C_1 - C_3 alkyl or halogen groups, allyl, 3-methylallyl, 3,3-dimethylallyl, vinyl, styrylmethyl, benzyl optionally substituted on the phenyl with one or two Cl, C_1 - C_4 alkyl, nitro, cyano, or trifluoromethyl groups, 9-fluorenylmethyl, trichloromethylmethyl, 2-trimethylsilylethyl, phenylethyl, 1-adamantyl, diphenylmethyl, 1,1-dimethylpropargyl, 2-furanylmethyl, isobornyl, and hydrogen;

with a (S)-protected alcohol/ester having a general structural formula:

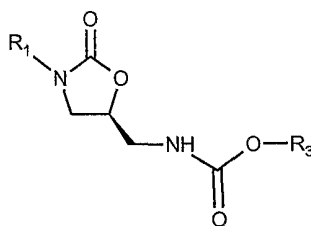


10

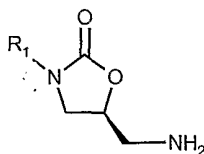
wherein X is a halogen, alkylsulfonyl, or arylsulfonyl; R^3 is C_1 - C_{10} alkyl; and R^4 is hydrogen or C_1 - C_5 alkylcarbonyl;

in the presence of a lithium cation and a base whose conjugate acid has a pKa of greater than about 8, to provide an (S)-protected oxazolidinone having a general structural formula:

15



(b) contacting the reaction product of step (a) with an aqueous acid to produce an (S)-oxazolidinone free amine having a general structural formula:

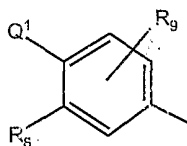


20

and (c) contacting the reaction product of step (b) with a base and an acylating or thioacylating agent selected from the group consisting of (i) an acid anhydride of the structural formula $O(R^5)_2$, (ii) an activated acid of the structural formula R^5X , or (iii) a dithioester of the structural formula $R^5S(C=S)R^5$, wherein R^5 is C_1-C_6 alkylcarbonyl, C_1-C_6 cycloalkylcarbonyl, C_1-C_6 alkylthiocarbonyl, or C_1-C_6 cycloalkylthiocarbonyl, and X is halogen, alkylsulfonyl, or arylsulfonyl.

50. The method of claim 49 further comprising isolating the (S)-oxazolidonone in a crystalline form.

51. The method of claim 49 wherein R^1 is:



15 wherein Q^1 is: $R^{10}R^{11}N$,



or Q^1 and R^8 taken together are dihydropyrrrolidine, optionally substituted with R^{12} ;

Z^1 is $CH_2(CH_2)_p$, $CH(OH)(CH_2)_p$, or $C(O)$;

20 Z^2 is $(O)_pS$, O , or $N(R^{13})$;

Z^3 is $(O)_pS$ or O ;

A^1 is H or CH_3 ;

A^2 is selected from the group consisting of:

a) H ,

- b) HO,
 c) CH₃,
 d) CH₃O,
 e) R¹⁴OCH₂=C(O)NH,
 5 f) R¹⁵OC(O)NH,
 g) (C₁-C₃)alkoxycarbonyl,
 h) HOCH₂,
 i) CH₃ONH,
 j) CH₃C(O),
 10 k) CH₃C(O)CH₂,
 l) CH₃C(OCH₂CH₂O), and
 m) CH₃C(OCH₂CH₂O)CH₂,

or A¹-C-A² taken together are CH₃-C(OCH₂CH₂O), C(O), or C(=NR²²);

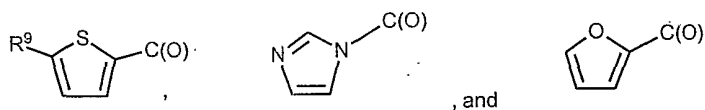
R⁸ is H or F, or is taken together with Q¹ as above;

15 R⁹ is H or F;

R¹⁰ and R¹¹ are taken together with the N atom to form a 3,7-diazabicyclo[3.3.0]octane, pyrrole, pyrazole, imidazole, 1,2,3-triazole, 1,2,4-triazole, morpholine or a piperazine group, optionally substituted with R¹³;

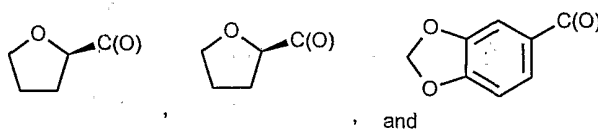
R¹² is selected from the group consisting of:

- 20 a) CH₃C(O)-,
 b) HC(O)-,
 c) Cl₂CHC(O)-,
 d) HOCH₂C(O)-,
 e) CH₃SO₂-,
 25 f) F₂CHC(O)-,
 g) H₃CC(O)OCH₂C(O)-,
 h) HC(O)OCH₂C(O)-,
 i) R²¹C(O)OCH₂C(O)-,
 j) H₃CCHCH₂OCH₂C(O)-,
 30 k) benzylOCH₂C(O)-,
 l)-m)



R^{13} is selected from the group consisting of:

- 5 a) $R^{14}OC(R^{16})(R^{17})C(O)-$,
 b) $R^{15}OC(O)-$,
 c) $R^{18}C(O)-$,
 d) $H_3CC(O)(CH_2)_2C(O)-$,
 e) $R^{19}SO_2-$,
 f) $HOCH_2C(O)-$,
 g) $R^{20}(CH_2)_2-$,
 10 h) $R^{21}C(O)OCH_2C(O)-$,
 i) $(CH_3)_2NCH_2C(O)NH-$,
 j) $NCCH_2-$,
 k) F_2CHCH_2- ,
 l)-m)



15

R^{14} is H, CH_3 , benzyl, or $CH_3C(O)-$;

R^{15} is (C_1-C_3) alkyl, aryl, or benzyl;

R^{16} and R^{17} , independently, are H or CH_3 ;

20 R^{18} is selected from the group consisting of:

- a) H-,
 b) (C_1-C_4) alkyl,
 c) aryl $(CH_2)_m$,
 d) CH_2C- ,
 25 e) Cl_2HC- ,

- f) $\text{FH}_2\text{C}-$,
- g) $\text{F}_2\text{HC}-$, and
- h) $(\text{C}_3\text{-C}_6)\text{cycloalkyl}$;

R^{19} is selected from the group consisting of.

- 5
- a) CH_3 ,
 - b) CH_2Cl ,
 - c) $\text{CH}_2\text{CH}=\text{CH}_2$,
 - d) aryl, and
 - e) CH_2CN ;

10 R^{20} is OH , $\text{CH}_3\text{O}-$, or F ;

R^{21} is:

- a) CH_3- ,
- b) HOCH_2- ,
- c) aniline, or
- 15 d) $(\text{CH}_3)_2\text{N-CH}_2-$,

R^{22} is selected from the group consisting of:

- a) HO-
- b) $\text{CH}_3\text{O-}$
- c) $\text{H}_2\text{N-}$
- 20 d) $\text{CH}_3\text{OC(O)O-}$,
- e) $\text{CH}_3\text{C(O)OCH}_2\text{C(O)O-}$,
- f) $\text{aryl-CH}_2\text{OCH}_2\text{C(O)O-}$,
- g) $\text{HO(CH}_2)_2\text{O-}$,
- h) $\text{CH}_3\text{OCH}_2\text{O(CH}_2)_2\text{O-}$, and
- 25 i) $\text{CH}_3\text{OCH}_2\text{O-}$;

m is 0 or 1;

n is 1-3;

p is 0-2; and

aryl is unsubstituted phenyl or phenyl substituted with one of the following:

- 30
- a) F ,
 - b) Cl ,

- 5
- c) OCH₃,
 - d) OH,
 - e) NH₂,
 - f) (C₁-C₄)alkyl,
 - g) OC(O)OCH₃, or
 - h) NO₂;

and protected forms thereof.

10 52. The method of claim 51 wherein R¹ is selected from the group consisting of 3-fluoro-4-[4-(benzyloxycarbonyl)-1-piperazinyl]phenyl, 3-fluoro-4-(4-morpholinyl)phenyl, 4-(1,1-dioxohexahydro-1λ⁶-thiopyran-4-yl)-3-fluorophenyl, 3-fluoro-4-tetrahydro-2H-thiopyran-4-ylphenyl, 3,5-difluoro-4-(4-thiomorpholinyl)phenyl, 3-fluoro-4-(3-thietanyl)phenyl, and 4-(1,1-dioxido-3-thietanyl)-3-fluorophenyl.

15

53. The method of claim 49 wherein R³ is C₄-C₇ tertiary alkyl.

54. The method of claim 53 wherein R³ is tertiary butyl.

20 55. The method of claim 49 wherein R² is methyl.

56. The method of claim 49 wherein X is Cl.

INTERNATIONAL SEARCH REPORT

International Application No
PCT/US 01/32478

A. CLASSIFICATION OF SUBJECT MATTER IPC 7 C07C271/16 C07C309/65 C07C309/72 C07D303/36 C07D263/20 C07D413/10 //C07M7:00		
According to International Patent Classification (IPC) or to both national classification and IPC		
B. FIELDS SEARCHED		
Minimum documentation searched (classification system followed by classification symbols) IPC 7 C07C C07D		
Documentation searched other than minimum documentation to the extent that such documents are included in the fields searched		
Electronic data base consulted during the international search (name of data base and, where practical, search terms used) EPO-Internal, WPI Data, BEILSTEIN Data, CHEM ABS Data		
C. DOCUMENTS CONSIDERED TO BE RELEVANT		
Category	Citation of document, with indication, where appropriate, of the relevant passages	Relevant to claim No.
X	KITCHIN J ET AL: "Synthesis and structure-activity relationships of a series of penicillin-derived HIV proteinase inhibitors: heterocyclic ring systems containing P'1 and P'2 substituents" JOURNAL OF MEDICINAL CHEMISTRY, vol. 37, no. 22, 28 October 1994 (1994-10-28), pages 3707-3716, XP002193854 cited in the application the whole document, particularly page 3712, scheme 2 ---	1-3, 13-16, 29-31
X	WO 00 32599 A (PHARMACIA & UPJOHN COMPANY) 8 June 2000 (2000-06-08) the whole document, particularly pages 74, 75, 106 and 108 ---	17, 18, 20, 21
	-/--	
<input checked="" type="checkbox"/> Further documents are listed in the continuation of box C. <input checked="" type="checkbox"/> Patent family members are listed in annex.		
Special categories of cited documents: *A* document defining the general state of the art which is not considered to be of particular relevance *E* earlier document but published on or after the international filing date *I* document which may throw doubts on priority claim(s) or which is cited to establish the publication date of another citation or other special reason (as specified) *O* document referring to an oral disclosure, use, exhibition or other means *P* document published prior to the international filing date but later than the priority date claimed *T* later document published after the international filing date or priority date and not in conflict with the application but cited to understand the principle or theory underlying the invention *X* document of particular relevance; the claimed invention cannot be considered novel or cannot be considered to involve an inventive step when the document is taken alone *Y* document of particular relevance; the claimed invention cannot be considered to involve an inventive step when the document is combined with one or more other such documents, such combination being obvious to a person skilled in the art. *&* document member of the same patent family		
Date of the actual completion of the international search 21 March 2002		Date of mailing of the international search report 05/04/2002
Name and mailing address of the ISA European Patent Office, P.B. 5818 Patentlaan 2 NL - 2280 HV Rijswijk Tel. (+31-70) 340-2040, Tx. 31 651 epo nl, Fax: (+31-70) 340-3016		Authorized officer Allard, M

INTERNATIONAL SEARCH REPORT

 International Application No
 PCT/US 01/32478

C.(Continuation) DOCUMENTS CONSIDERED TO BE RELEVANT		
Category °	Citation of document, with indication, where appropriate, of the relevant passages	Relevant to claim No.
X	WO 99 03846 A (BAYER AKTIENGESELLSCHAFT) 28 January 1999 (1999-01-28) the whole document, particularly examples XXVI, XXX, 64, 75, 93, 117 and 118 ---	17,20,21
X	WO 97 10223 A (PHARMACIA & UPJOHN COMPANY) 20 March 1997 (1997-03-20) the whole document, particularly claim 8 ---	17,18, 20,21
X	EP 0 738 726 A (BAYER AG) 23 October 1996 (1996-10-23) the whole document, particularly examples XXIII, XLIII, XLIV, XLVI, XLVII and LI ---	17,18, 20,21
X	WO 95 07271 A (THE UPJOHN COMPANY) 16 March 1995 (1995-03-16) cited in the application the whole document, particularly example 10 ---	17-19
X	EP 0 127 902 A (E.I. DU PONT DE NEMOURS AND COMPANY) 12 December 1984 (1984-12-12) the whole document, particularly examples 26, 32, 33, 39, 42, 43, 45, 50, 52, 58, 70, 84-86, 88, 90 and 108 ---	17,18, 20,21
P,X	WO 01 09107 A (PHARMACIA & UPJOHN COMPANY) 8 February 2001 (2001-02-08) the whole document, particularly pages 98 and 99, and claim 9 ---	17,18, 20,21
P,X	WO 01 42242 A (ORTHO-MCNEIL PHARMACEUTICAL, INC.) 14 June 2001 (2001-06-14) the whole document, particularly examples 22-24 ---	17,18
P,X	WO 01 44212 A (PHARMACIA & UPJOHN COMPANY) 21 June 2001 (2001-06-21) the whole document, particularly examples 1, 2, 11 and 13 ---	17,18, 20,21
P,X	WO 01 58885 A (PHARMACIA & UPJOHN COMPANY) 16 August 2001 (2001-08-16) the whole document, particularly examples 2, 3, 5, 6, 8, 13 and 15 ---	17,18, 20,21
	-/--	

INTERNATIONAL SEARCH REPORT

International Application No
PCT/US 01/32478

C.(Continuation) DOCUMENTS CONSIDERED TO BE RELEVANT		
Category °	Citation of document, with indication, where appropriate, of the relevant passages	Relevant to claim No.
A	SCHAUS S E ET AL: "Dynamic kinetic resolution of epichlorohydrin via enantioselective catalytic ring opening with TMSN ₃ . Practical synthesis of aryl oxazolidinone antibacterial agents" TETRAHEDRON LETTERS, vol. 37, no. 44, 28 October 1996 (1996-10-28), pages 7937-7940, XP004031010 cited in the application the whole document -----	32
A	WO 99 24393 A (PHARMACIA & UPJOHN COMPANY) 20 May 1999 (1999-05-20) cited in the application the whole document -----	32

INTERNATIONAL SEARCH REPORT

Information on patent family members

International Application No

PCT/US 01/32478

Patent document cited in search report		Publication date	Patent family member(s)	Publication date
WO 0032599	A	08-06-2000	WO 0032599 A1	08-06-2000
			AU 1705399 A	19-06-2000
			EP 1133493 A1	19-09-2001
WO 9903846	A	28-01-1999	DE 19730847 A1	28-01-1999
			AU 8441798 A	10-02-1999
			WO 9903846 A1	28-01-1999
			ZA 9806360 A	27-01-1999
WO 9710223	A	20-03-1997	AU 6964096 A	01-04-1997
			EP 1019385 A1	19-07-2000
			JP 11512429 T	26-10-1999
			WO 9710223 A1	20-03-1997
			US 6277985 B1	21-08-2001
			US 2001051722 A1	13-12-2001
EP 738726	A	23-10-1996	DE 19544106 A1	24-10-1996
			AT 206120 T	15-10-2001
			AU 705071 B2	13-05-1999
			AU 5073596 A	31-10-1996
			BG 100525 A	31-03-1997
			BR 9602016 A	07-04-1998
			CA 2174473 A1	22-10-1996
			CN 1138582 A	25-12-1996
			CZ 9601142 A3	16-07-1997
			DE 59607749 D1	31-10-2001
			EE 9600043 A	16-12-1996
			EP 0738726 A1	23-10-1996
			ES 2164182 T3	16-02-2002
			HR 960159 A1	31-08-1997
			HU 9601001 A2	28-04-1998
			JP 8301869 A	19-11-1996
			NO 961559 A	22-10-1996
			NZ 286400 A	27-04-1998
			SG 52774 A1	28-09-1998
			SK 50096 A3	07-05-1997
			TR 960963 A2	21-11-1996
US 6069160 A	30-05-2000			
ZA 9603138 A	04-11-1996			
WO 9507271	A	16-03-1995	AT 185804 T	15-11-1999
			AU 687866 B2	05-03-1998
			AU 7557094 A	27-03-1995
			CA 2168560 A1	16-03-1995
			CN 1130379 A , B	04-09-1996
			DE 69421285 D1	25-11-1999
			DE 69421285 T2	24-02-2000
			DK 717738 T3	08-05-2000
			EP 0717738 A1	26-06-1996
			ES 2139093 T3	01-02-2000
			GR 3031809 T3	29-02-2000
			IL 110802 A	28-09-2000
			JP 3176630 B2	18-06-2001
			JP 9502436 T	11-03-1997
			LV 12605 A	20-01-2001
LV 12605 B	20-05-2001			
NZ 271805 A	26-02-1998			
SI 717738 T1	29-02-2000			

INTERNATIONAL SEARCH REPORT

Information on patent family members

International Application No

PCT/US 01/32478

Patent document cited in search report		Publication date	Patent family member(s)	Publication date
WO 9507271	A		WO 9507271 A1	16-03-1995
			US 5880118 A	09-03-1999
			ZA 9405894 A	05-02-1996
EP 127902	A	12-12-1984	AT 68490 T	15-11-1991
			AU 583250 B2	27-04-1989
			AU 2909984 A	13-12-1984
			CA 1254213 A1	16-05-1989
			CA 1275652 A2	30-10-1990
			DE 3485162 D1	21-11-1991
			DK 279584 A	08-12-1984
			EP 0127902 A2	12-12-1984
			ES 533097 D0	01-08-1985
			ES 8506659 A1	16-11-1985
			ES 540812 D0	16-03-1988
			ES 8802037 A1	01-06-1988
			FI 842273 A ,B,	08-12-1984
			GR 82361 A1	13-12-1984
			HU 34462 A2	28-03-1985
			HU 196771 B	30-01-1989
			IE 57619 B1	10-02-1993
			IL 72028 A	31-05-1988
			JP 60008277 A	17-01-1985
			MX 169619 B	15-07-1993
			NO 842273 A ,B,	10-12-1984
			NO 892178 A ,B,	10-12-1984
			NZ 208395 A	31-07-1987
			PT 78703 A	01-07-1984
			SU 1505442 A3	30-08-1989
			SU 1426451 A3	23-09-1988
			US 4705799 A	10-11-1987
			ZA 8404265 A	29-01-1986
WO 0109107	A	08-02-2001	AU 6377900 A	19-02-2001
			WO 0109107 A1	08-02-2001
WO 0142242	A	14-06-2001	AU 6892800 A	18-06-2001
			WO 0142242 A1	14-06-2001
WO 0144212	A	21-06-2001	AU 1805801 A	25-06-2001
			WO 0144212 A1	21-06-2001
			US 6281210 B1	28-08-2001
WO 0158885	A	16-08-2001	AU 3442801 A	20-08-2001
			WO 0158885 A1	16-08-2001
			US 2001047004 A1	29-11-2001
WO 9924393	A	20-05-1999	AU 1067299 A	31-05-1999
			BG 104377 A	31-01-2001
			BR 9813187 A	22-08-2000
			CA 2304100 A1	20-05-1999
			CN 1275122 T	29-11-2000
			CZ 20001613 A3	12-12-2001
			EE 200000210 A	16-04-2001
			EP 1028940 A1	23-08-2000
			HU 0004388 A2	28-04-2001
			JP 2001522828 T	20-11-2001
			NO 20002373 A	05-05-2000

INTERNATIONAL SEARCH REPORT

Information on patent family members

International Application No

PCT/US 01/32478

Patent document cited in search report	Publication date	Patent family member(s)	Publication date
WO 9924393	A	PL 340657 A1	12-02-2001
		SK 6192000 A3	07-11-2000
		TR 200001199 T2	21-08-2000
		WO 9924393 A1	20-05-1999
		US 6107519 A	22-08-2000