



US00D999941S

(12) **United States Design Patent**
Stocks

(10) **Patent No.:** **US D999,941 S**

(45) **Date of Patent:** **** Sep. 26, 2023**

(54) **ARCHITECTURAL PANEL**

(71) Applicant: **SMITH & FONG COMPANY,**
Novato, CA (US)

(72) Inventor: **Donald Angus Stocks,** Novato, CA
(US)

(73) Assignee: **SMITH & FONG CO.,** Novato, CA
(US)

(**) Term: **15 Years**

(21) Appl. No.: **29/791,853**

(22) Filed: **Feb. 13, 2022**

(51) **LOC (14) Cl.** **25-01**

(52) **U.S. Cl.**
USPC **D25/163**

(58) **Field of Classification Search**
USPC D25/163
CPC E04B 2/70; E04B 2103/04; E04B 9/34;
E04B 9/345; E04C 2/46; E04C 2/426;
E04C 2/421; E04C 2/326; E04C 2/324;
E04C 2002/005; E04F 13/10; E04F
13/0862; E04F 13/0864; B44F 7/00
See application file for complete search history.

(56) **References Cited**

U.S. PATENT DOCUMENTS

D195,335 S * 6/1963 Speaker D25/163
D195,554 S * 7/1963 Speaker D25/163
5,213,870 A * 5/1993 Yamamoto B44F 7/00
52/312

D385,975 S * 11/1997 Berger D25/163
D385,977 S * 11/1997 Berger D25/163
D704,357 S * 5/2014 Masanek, Jr. D25/163
2014/0053487 A1* 2/2014 Tatari E04F 13/0862
52/386
2015/0247327 A1* 9/2015 Martin E04F 13/0871
428/156

* cited by examiner

Primary Examiner — Doris Clark

(74) *Attorney, Agent, or Firm* — Steven R. Vosen

(57) **CLAIM**


I claim the ornamental design for an architectural panel, as shown and described.

DESCRIPTION

FIG. 1 is an upper front right perspective view of a first embodiment architectural panel showing our new design; FIG. 2 is a front elevational view thereof; FIG. 3 is a left side elevational view thereof; FIG. 4 is a right side elevational view thereof; FIG. 5 is a top plan view thereof; and FIG. 6 is a bottom plan view thereof. FIG. 7 is an upper front left perspective view of a second embodiment architectural panel showing our new design; FIG. 8 is a front elevational view thereof; FIG. 9 is a left side elevational view thereof; FIG. 10 is a right side elevational view thereof; FIG. 11 is a top plan view thereof; and, FIG. 12 is a bottom plan view thereof.

The broken lines in the drawings represent portions of the architectural panel that form no part of the claimed design.

1 Claim, 6 Drawing Sheets






FIG. 1




FIG. 2

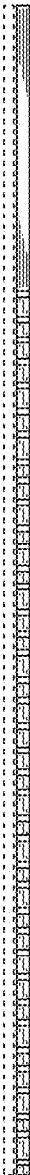


FIG. 3

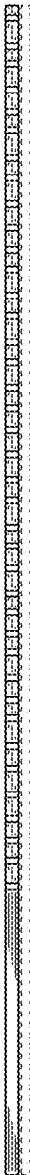


FIG. 4

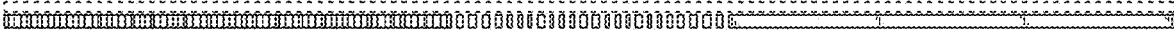


FIG. 5

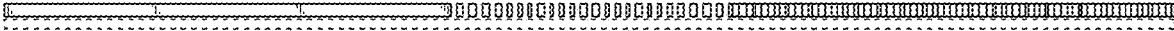


FIG. 6




FIG. 7




FIG. 8

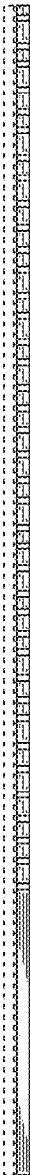


FIG. 9

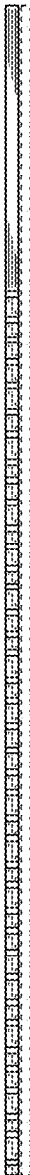


FIG. 10

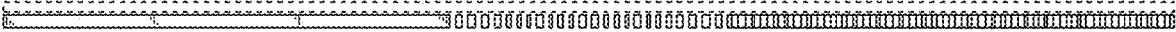


FIG. 11

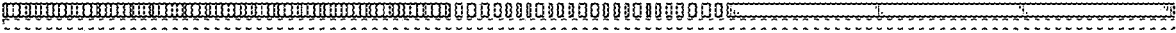


FIG. 12