



US00D497410S1

(12) **United States Design Patent** (10) **Patent No.:** **US D497,410 S**
Warshawsky (45) **Date of Patent:** **** Oct. 19, 2004**

(54) **DECK MOUNTED PIVOTING FAUCET SET**

D490,142 S * 5/2004 Ouyoung D23/241

(75) Inventor: **Jerome Warshawsky**, Hewlett Harbor, NY (US)

* cited by examiner

(73) Assignee: **I.W. Industries, Inc.**, Melville, NY (US)

Primary Examiner—Louis S. Zarfaz
Assistant Examiner—Gregory Andoll
(74) *Attorney, Agent, or Firm*—Alfred M. Walker

(**) Term: **14 Years**

(57) **CLAIM**

(21) Appl. No.: **29/185,642**

The ornamental design for a deck mounted pivoting faucet set, as shown and described.

(22) Filed: **Jul. 1, 2003**

DESCRIPTION

(51) **LOC (7) Cl.** **23-01**

FIG. 1 is a perspective view of a deck mounted pivoting faucet set, showing my new design;

(52) **U.S. Cl.** **D23/241; D23/242; D23/243**

FIG. 2 is a front elevational view thereof;

(58) **Field of Search** **D23/238–243, D23/250–257; 4/675–678; 137/807, 615**

FIG. 3 is a rear elevational view thereof;

FIG. 4 is a top plan view thereof;

FIG. 5 is a bottom view thereof;

FIG. 6 is a right side elevational view thereof, the left side being a mirror image thereof; and,

FIG. 7 is a perspective view thereof; shown in a partially extended position of use.



The portions in dotted lines are shown for environmental purposes only, and form no part of the claimed design.

(56) **References Cited**

U.S. PATENT DOCUMENTS

D375,345 S	*	11/1996	Warshawsky	D23/241
D461,531 S	*	8/2002	Ouyoung	D23/242
D464,711 S	*	10/2002	Warshawsky	D23/243
D466,981 S	*	12/2002	Cosolito et al.	D23/242
D469,854 S	*	2/2003	Ouyoung	D23/242
D472,608 S	*	4/2003	Shieh	D23/241

1 Claim, 7 Drawing Sheets






FIG. 1




FIG. 2




FIG. 3

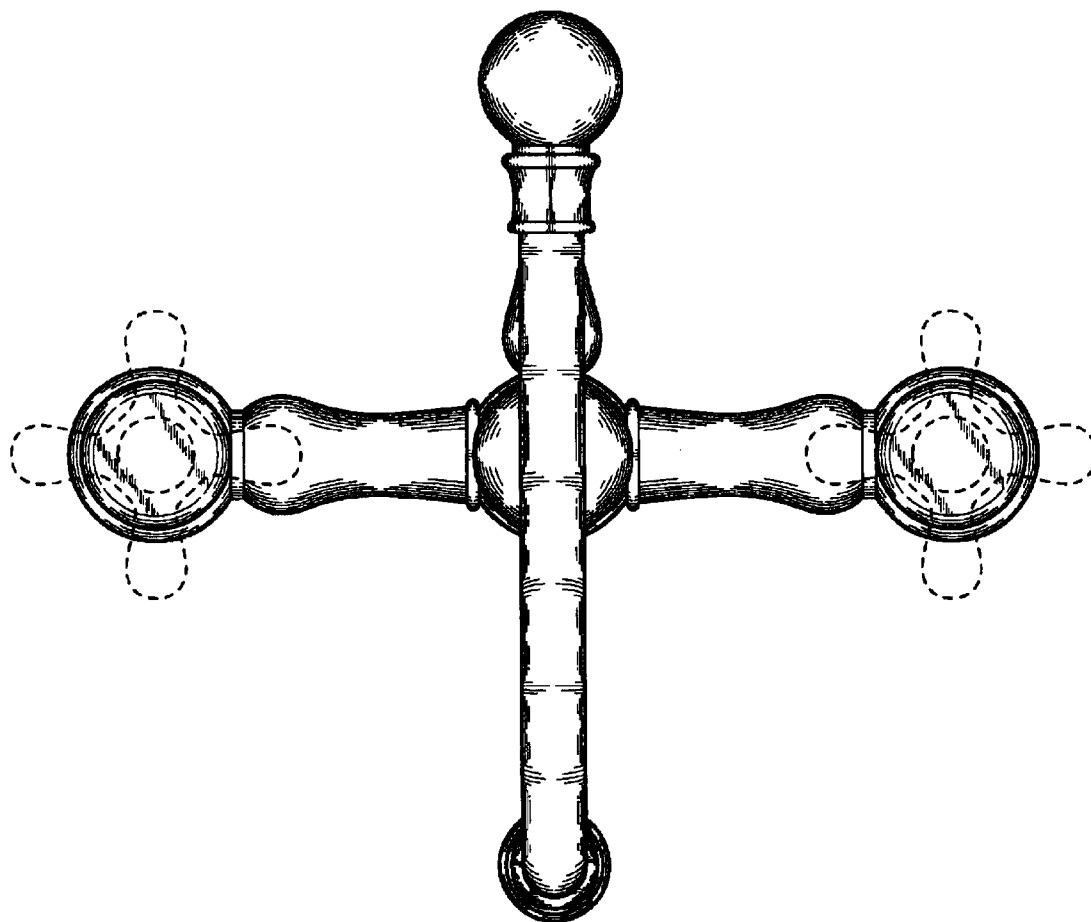


FIG. 4




FIG. 5

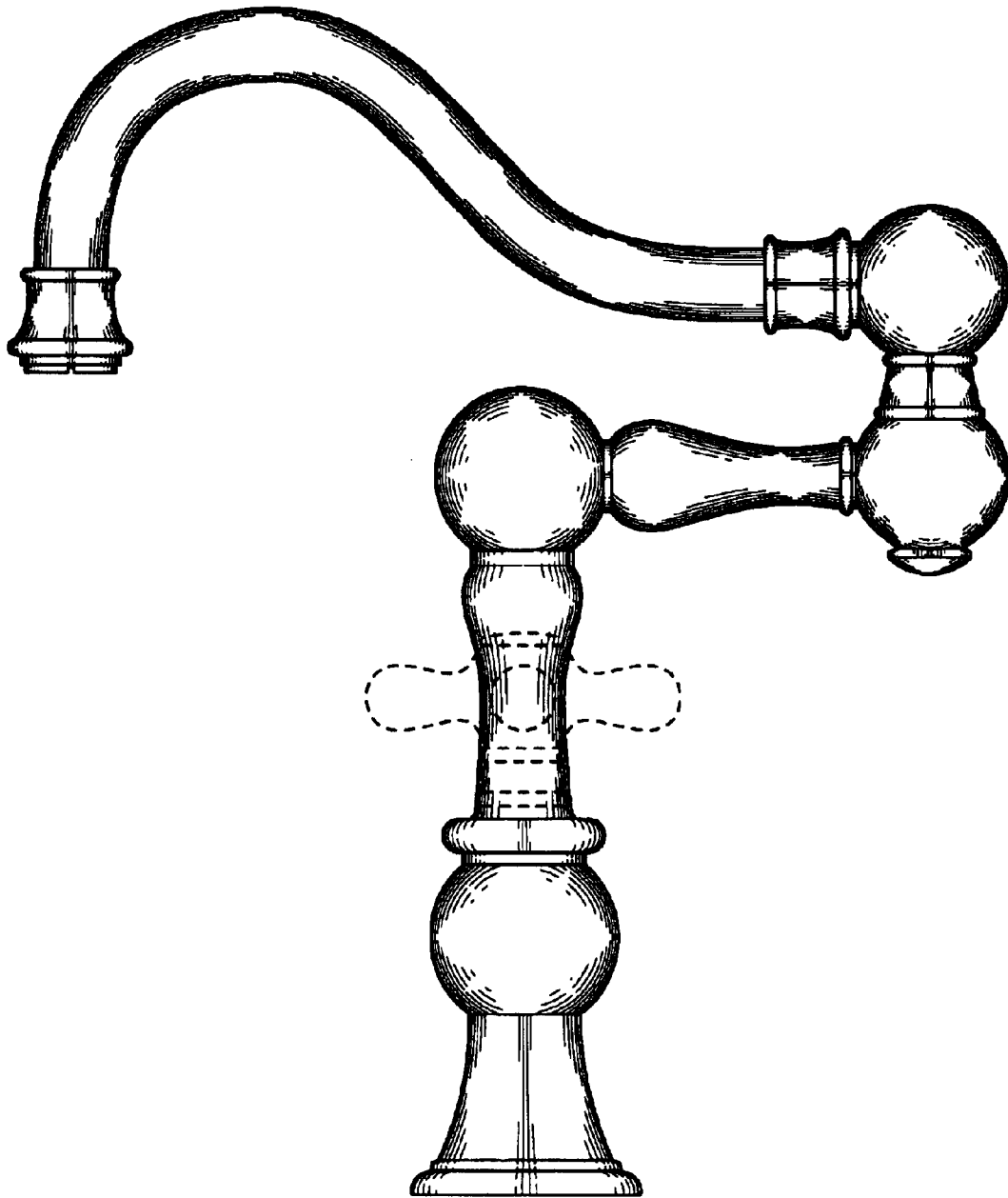


FIG. 6

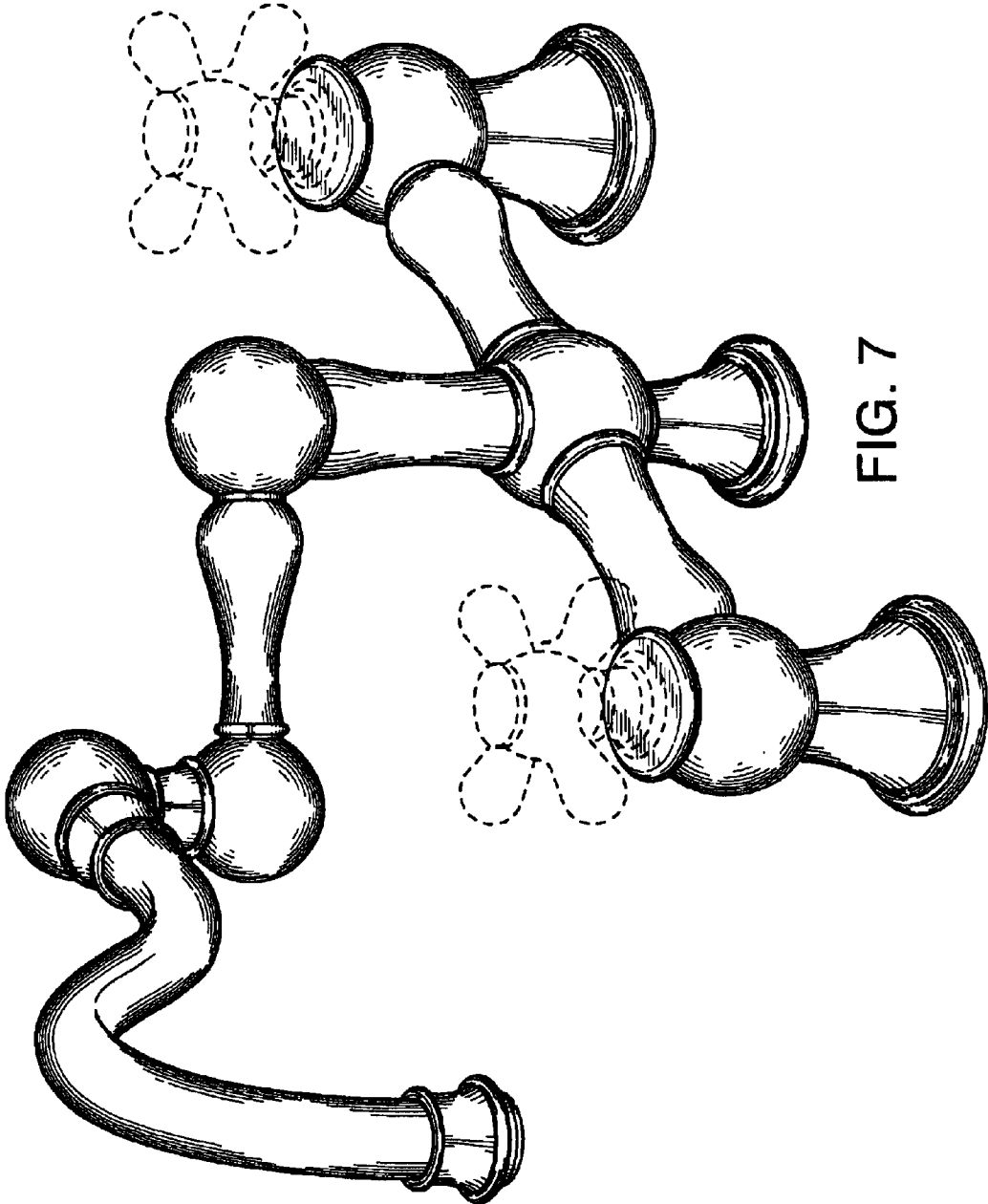


FIG. 7