



US00D755612S

(12) **United States Design Patent**
Cooper

(10) **Patent No.:** **US D755,612 S**

(45) **Date of Patent:** **** May 10, 2016**

- (54) **HOOK FOR TIE DOWN STRAP**
- (71) Applicant: **Greg Cooper**, Jacksonville, FL (US)
- (72) Inventor: **Greg Cooper**, Jacksonville, FL (US)
- (**) Term: **15 Years**
- (21) Appl. No.: **29/530,797**
- (22) Filed: **Jun. 19, 2015**
- (51) **LOC (10) Cl.** **08-05**
- (52) **U.S. Cl.**
USPC **D8/367**
- (58) **Field of Classification Search**
USPC D8/367, 354, 349, 389; 248/301, 302,
248/303, 304, 339; 24/132 R; D6/325
CPC A47G 1/00; F16B 2/00; A63B 27/00
See application file for complete search history.

D492,188 S *	6/2004	Goldberg	D8/356
D493,092 S *	7/2004	Kalat	D8/367
D520,345 S *	5/2006	Kelleghan	D8/356
D521,362 S *	5/2006	Kelleghan	D8/356
D573,875 S *	7/2008	Anderson	D8/367
D612,710 S *	3/2010	Kelleghan	D8/356
D626,393 S *	11/2010	Ormsbee	D8/367
D699,098 S *	2/2014	Fretz	D8/367
8,702,360 B1	4/2014	Smith	
D730,159 S *	5/2015	Grimm	D8/356
D730,722 S *	6/2015	Grimm	D8/356
D735,559 S *	8/2015	Liang	D8/356
D736,070 S *	8/2015	Kaneko	D8/367
D740,646 S *	10/2015	Sargent	D8/367
D743,778 S *	11/2015	Huang	D8/367
D749,938 S *	2/2016	Norpoth	D8/367

* cited by examiner

Primary Examiner — Cynthia Underwood
(74) *Attorney, Agent, or Firm* — Lawrence J. Gibney, Jr.;
Mitchell R. Ghaneie

(56) **References Cited**

U.S. PATENT DOCUMENTS

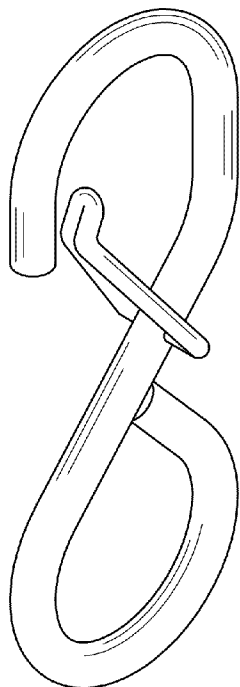
D271,465 S *	11/1983	Boissonnet	D8/367
5,257,441 A *	11/1993	Barlow	F16B 45/02 24/599.5
5,538,303 A *	7/1996	Dunham	B63B 21/54 24/599.1
D387,637 S *	12/1997	Salgy	D8/1
D455,642 S *	4/2002	Kelleghan	D8/367
D466,791 S *	12/2002	Kelleghan	D8/356
D482,269 S *	11/2003	Martello	D8/356
D485,431 S *	1/2004	Hsu	D3/210

(57) **CLAIM**
The ornamental design for hook for tie down strap, as shown and described.

DESCRIPTION

FIG. 1 is an isometric view of a hook for tie down strap showing my new design;
FIG. 2 is a back elevational view thereof; and,
FIG. 3 is a side elevational view thereof, showing the gate in an alternate position of use.

1 Claim, 1 Drawing Sheet



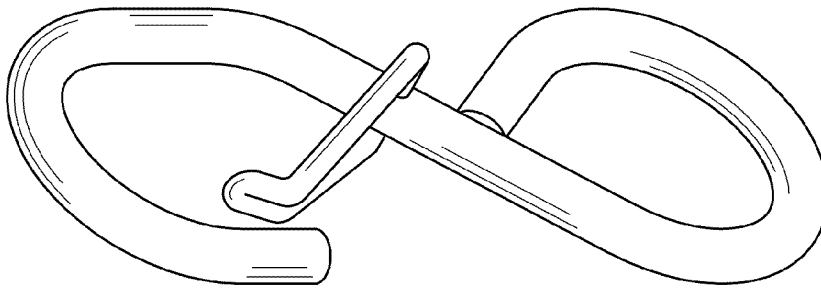


FIG. 1

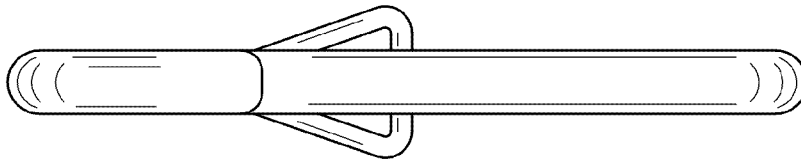


FIG. 2

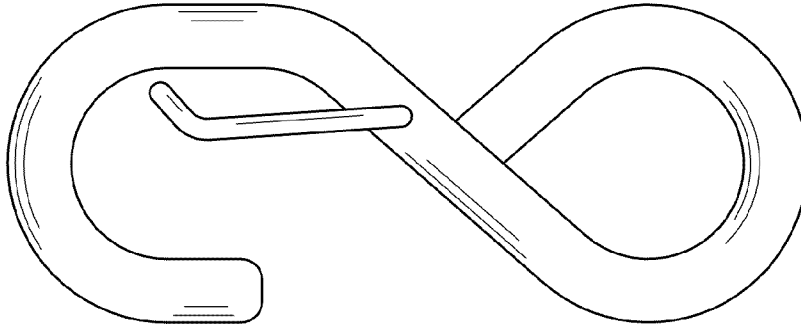


FIG. 3