



(51) International Patent Classification:

C07D 495/04 (2006.01) A61P 35/00 (2006.01)
A61K 31/4985 (2006.01) A61P 37/00 (2006.01)

(21) International Application Number:

PCT/US2017/017691

(22) International Filing Date:

13 February 2017 (13.02.2017)

(25) Filing Language:

English

(26) Publication Language:

English

(30) Priority Data:

62/294,583 12 February 2016 (12.02.2016) US

(71) Applicant: **FORMA THERAPEUTICS, INC.** [US/US];
500 Arsenal Street, Suite 100, Watertown, Massachusetts
02472 (US).

(72) Inventors: **GUERIN, David Joseph**; 16 Huntington
Street, Natick, Massachusetts 01760 (US). **BAIR, Kenneth
W.**; 41 Cartwright Road, Wellesley, Massachusetts 02482
(US). **CARAVELLA, Justin A.**; 121 Sciarappa Street, #3,
Cambridge, Massachusetts 02141 (US). **IOANNIDIS,
Stephanos**; 8 Penobscot Road, Natick, Massachusetts
01760 (US). **LANCIA, JR., David R.**; 862 E 2nd Street,
Unit 4, Boston, Massachusetts 02127 (US). **LI, Hongbin**;
52 Whitman Road, Madison, Connecticut 06443 (US).
MISCHKE, Steven; 646 South Street, Apt B, Waltham,
Massachusetts 02453 (US). **NG, Pui Yee**; 220 Grove
Street, #1, Waltham, Massachusetts 02453 (US).
RICHARD, David; 44 Spectacle Pond Road, Littleton,
Massachusetts 01460 (US). **SCHILLER, Shawn E.R.**;
614 Hilldale Avenue, Haverhill, Massachusetts 01832

(US). **SHELEKHIN, Tatiana**; 4 High Valley Road,
Ridgefield, Connecticut 06877 (US). **WANG, Zhongguo**;
19 Earl Street, Lexington, Massachusetts 02421 (US).

(74) Agents: **FARMER, J.Dean** et al.; Cooley LLP, 1299
Pennsylvania Avenue, Suite 700, Washington, District of
Columbia 20004 (US).

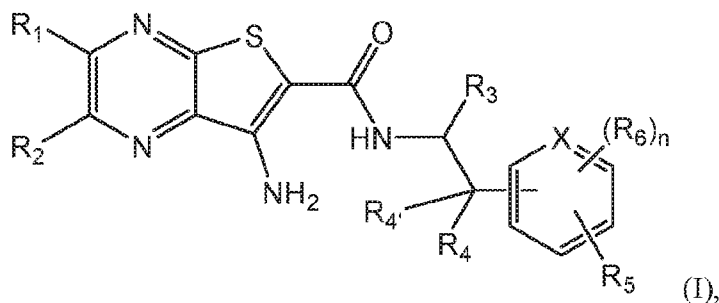
(81) Designated States (unless otherwise indicated, for every
kind of national protection available): AE, AG, AL, AM,
AO, AT, AU, AZ, BA, BB, BG, BH, BN, BR, BW, BY,
BZ, CA, CH, CL, CN, CO, CR, CU, CZ, DE, DJ, DK, DM,
DO, DZ, EC, EE, EG, ES, FI, GB, GD, GE, GH, GM, GT,
HN, HR, HU, ID, IL, IN, IR, IS, JP, KE, KG, KH, KN,
KP, KR, KW, KZ, LA, LC, LK, LR, LS, LU, LY, MA,
MD, ME, MG, MK, MN, MW, MX, MY, MZ, NA, NG,
NI, NO, NZ, OM, PA, PE, PG, PH, PL, PT, QA, RO, RS,
RU, RW, SA, SC, SD, SE, SG, SK, SL, SM, ST, SV, SY,
TH, TJ, TM, TN, TR, TT, TZ, UA, UG, US, UZ, VC, VN,
ZA, ZM, ZW.

(84) Designated States (unless otherwise indicated, for every
kind of regional protection available): ARIPO (BW, GH,
GM, KE, LR, LS, MW, MZ, NA, RW, SD, SL, ST, SZ,
TZ, UG, ZM, ZW), Eurasian (AM, AZ, BY, KG, KZ, RU,
TJ, TM), European (AL, AT, BE, BG, CH, CY, CZ, DE,
DK, EE, ES, FI, FR, GB, GR, HR, HU, IE, IS, IT, LT, LU,
LV, MC, MK, MT, NL, NO, PL, PT, RO, RS, SE, SI, SK,
SM, TR), OAPI (BF, BJ, CF, CG, CI, CM, GA, GN, GQ,
GW, KM, ML, MR, NE, SN, TD, TG).

Published:

— with international search report (Art. 21(3))

(54) Title: THIENOPYRAZINE CARBOXAMIDES AS UBIQUITIN-SPECIFIC PROTEASE INHIBITORS



(57) Abstract: The disclosure relates to inhibitors of USP28 and/or USP25 useful in the treatment of cancers, inflammation, autoimmune diseases, and infectious diseases, having the Formula: (I), where R₁, R₂, R₃, R₄, R₅, R₆, X, and n are described herein.

THIENOPYRAZINE CARBOXAMIDES AS UBIQUITIN-SPECIFIC PROTEASE INHIBITORS

Related Applications

[0001] This application claims the benefit of and priority to U.S. provisional application No. 62/294,583, filed February 12, 2016, the entire contents of which are incorporated herein by reference in its entirety.

Field of Invention

[0002] The present disclosure is directed to modulators of ubiquitin-specific protease 28 (USP28) and/or ubiquitin-specific protease 25 (USP25) useful in the treatment of diseases or disorders associated with USP28 and/or USP25 enzymes. Specifically, the disclosure is concerned with compounds and compositions inhibiting USP28 and/or USP25, methods of treating diseases or disorders associated with USP28 and/or USP25, and methods of synthesis of these compounds.

Background of the Invention

[0003] USP28 and USP25 are cysteine isopeptidases of the USP sub-family of DUBs containing three distinct domains: an N-terminal UBA-like domain; a pair of ubiquitin-interacting motifs (UIM) and a USP domain that is predicted to have the conserved fold of the USP sub-family (Nijman et al., *Cell* **2005**, 123, 773-786; Komander et al., *Mol. Cell Bio.* **2009**, 10, 550-563). USP28 and USP25 exert their function through regulating the stability of a plethora of cellular proteins. USP28 has been characterized as a tumor-promoting factor and has been found to stabilize many oncoproteins. USP25 has been characterized as a tumor-promoting factor and as a regulator of cellular responses related to autoimmune disease, inflammation, and infectious diseases (such as viruses and bacteria).

[0004] Amplification, deletions and mutations of USP28 have been identified in multiple cancer types, including breast cancer, AML, ovarian cancer, and colorectal cancer. (cbioportal; <http://www.cbioportal.org>; Diefenbacher et al., *J. of Clin. Invest.* **2014**, 124, 3407-3418; Popov et al., *Nat. Cell. Biol.* **2007**, 9, 729-731). Furthermore, USP28 overexpression has been correlated with poor prognosis in patients with glioblastoma, non-small cell lung carcinoma and bladder cancers suggesting that USP28 plays an important role in tumorigenesis of these tumor

types. (Wang et al. *Exp. Biol. Med.* **2016**, 255-264; Zhang et al. *J. Cell. Mol. Med.* **2015**, *19*, 799-805; Guo et al., *Tumor Bio.* **2014**, *35*, 4017-4022).

[0005] A large-scale shRNA screen has also identified a role of USP28 in the control of the stability of MYC protein. (Popov, *Nat. Cell. Biol.*, 765-774). MYC is a master regulator of the transcription of genes involved in cell growth, proliferation and apoptosis and is essential for tumor initiation and maintenance in many tumor types. (Meyer et al., *Nat. Rev. Cancer* **2008**, *8*, 976-990; Conacci-Sorrell et al., *Cold Spring Harb. Perspect. Med.* **2014**, *4*, 1-24; Huang et al., *Cold Spring Harb. Perspect. Med.* **2013**; Roussel et al., *Cold Spring Harb. Perspect. Med.* **2013**; Gabay et al., *Cold Spring Harb. Perspect. Med.* **2014**; Schmitz et al., *Cold Spring Harb. Perspect. Med.* **2014**). In addition, MYC is the most frequently amplified oncogene in human cancer, with alterations in many tumor types including breast, lung and prostate. (Beroukhim et al., *Nature* **2010**, *463*, 899-905). Knockdown of the USP28 gene has been shown to lead to a decrease of MYC protein and an associated inhibition of growth in a panel of human cancer cell lines in vitro. (Popov, *Nat. Cell Biol.*, 765-774).

[0006] USP28 has also been reported to be required to impart stability on the LSD1 (lysine-specific demethylase 1) protein. (Wu et al., *Cell Rep.* **2013**, *5*, 224-236). LSD1 is a histone demethylase that complexes with many partner proteins to control cellular pluripotency and differentiation. (Metzger et al. *Nature* **2005**, *437*, 436-439; Toffolo et al, *J. Neurochem.* **2014** *128*, 603-616, 2014; Periz et al., *PLoS Biology* **2015**). Knockdown of USP28 in tumor cells has been shown to lead to the destabilization of LSD1 protein, the suppression of cancer stem cell (CSC)-like characteristics in vitro, and the inhibition of tumor growth in vivo. (Wu, *Cell Rep.*, 224-236). Small molecule inhibitors of LSD1 have shown antitumor activity in models of AML and Ewing sarcoma. (Sankar et al., "Reversible LSD1 inhibition interferes with global EWS/ETS transcriptional activity and impedes Ewing sarcoma tumor growth" *Clin Cancer Res.* **2014** 4584-4597; Schenk et al., *Nat. Med.* **2012**, *18*, 605-611). Thus, USP28 inhibition represents an alternate approach to targeting LSD1 in these tumor types.

[0007] USP28 inhibition has also been shown to reduce NICD1-levels and to lead to inhibition of the NOTCH pathway activity. (Diefenbacher et al.). NOTCH signaling controls diverse cellular differentiation decisions and drives tumorigenesis in certain tumor types. NOTCH1 is a potent T-cell oncogene, with >50% of T-cell acute lymphoblastic leukemia (T-

ALL) cases carrying activating mutations in NOTCH1. (Weng et al. *Science* **2004**, *306*, 269-271). Increased NOTCH1 protein levels have also been associated with disease progression in colon cancer. (Meng et al., *Cancer Res.* **2009**, *69*, 573-582). NOTCH1 rearrangements lead to constitutive pathway activation and drive tumorigenesis in many cancer types, including triple-negative breast cancer. (Stoeck et al., *Cancer Discov.* **2014**, *4*, 1154-1167).

[0008] Other reported substrates of USP28 include c-Jun, Cyclin E, HIF-1 α , Claspin, 53BP1, and Mdc1, many of which play important roles in tumorigenesis in humans. (Diefenbacher et al.; Flügel et al. *Blood* **2012**, *119*, 1292-1301; Zhang et al., "A role for the deubiquitinating enzyme USP28 in control of the DNA-damage response" *Cell* **2006**, *126*, 529-542). Interestingly, many USP28 substrates are recognized by FBW7, the substrate recognition subunit of SCF (FBW7) E3 ubiquitin ligase. (Diefenbacher et al.). FBW7 recognizes USP28 substrates in a phosphorylation-dependent manner and targets them for ubiquitination ultimately leading to their proteasomal degradation. The antagonizing roles of USP28 and FBW7 on their shared oncoprotein substrates indicate the intricate nature of protein stability control and may provide additional therapeutic opportunities for cancer treatment.

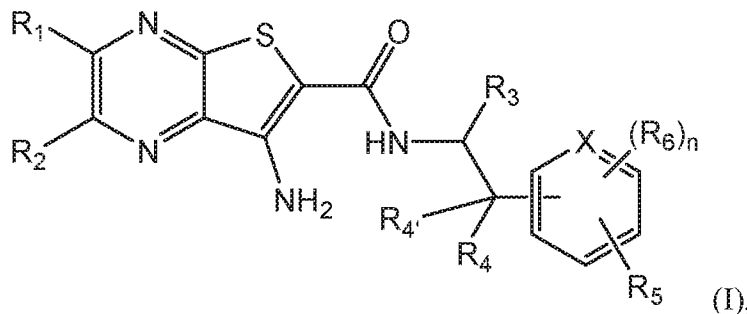
[0009] Mice with a germline knockout of USP28 have been shown to be viable and fertile, confirming that USP28 activity is not required for normal development and reproductive function. (Knobel et al., *Molecular and Cellular Biology* **2014**, *34*, 2062-2074). Conditional knockout of USP28 in mouse intestine led to the reduction of oncoproteins including c-Myc, active NOTCH (NICD1) and c-JUN which was associated with decreased intestinal cell proliferation and enhanced differentiation. More importantly, intestinal tumorigenesis induced by APC mutation was effectively blocked with acute USP28 depletion suggesting that USP28 could be an appealing target to reduce tumor burden and improve survival for intestinal cancers. (Diefenbacher et al.).

[0010] In summary, USP28 and USP25 play important roles in promoting tumorigenesis in cells and modulating immune responses. Its major role being in the deubiquitination and stabilization of diverse oncoproteins and epigenetic drivers and immunomodulatory proteins among other cellular factors, which are necessary for immune responses and tumor initiation and growth in humans. Inhibition of USP28 with small molecule inhibitors therefore has the potential to be a treatment for cancers, autoimmune diseases, inflammatory diseases, infectious diseases,

and other disorders. For this reason, there remains a considerable need for novel and potent small molecule inhibitors of USP28 and/or USP25.

Summary of the Disclosure

[0011] A first aspect of the disclosure relates to compounds of Formula (I):



and pharmaceutically acceptable salts, hydrates, solvates, prodrugs, stereoisomers, and tautomers thereof,

wherein:

X is N or CR_6 ;

R_1 is H, (C₁-C₆) alkyl, (C₁-C₆) alkoxy, (C₁-C₆) haloalkyl, (C₁-C₆) haloalkoxy, (C₁-C₆) hydroxyalkyl, halogen, (C₃-C₈) cycloalkyl, -CN, or -NR₈R₉;

R_2 is H, (C₁-C₆) alkyl, (C₁-C₆) alkoxy, (C₁-C₆) haloalkyl, (C₁-C₆) haloalkoxy, (C₁-C₆) hydroxyalkyl, halogen, (C₃-C₈) cycloalkyl, or -NR₁₀R₁₁;

or R_1 and R_2 together form a (C₄-C₈) cycloalkyl optionally substituted with one or more R_{12} ;

R_3 is H, (C₁-C₆) alkyl, or (C₁-C₆) haloalkyl;

R_4 is H, (C₁-C₆) alkyl, halogen, or (C₁-C₆) haloalkyl;

R_4' is H, (C₁-C₆) alkyl, halogen, or (C₁-C₆) haloalkyl;

R_5 is -(C₀-C₃) alkylene-C(O)OH, -(C₀-C₃) alkylene-heterocycloalkyl,

-O-heterocycloalkyl, -(C₀-C₃) alkylene-aryl, -(C₀-C₃) alkylene-heteroaryl or -N(R₇)-(C₀-C₃) alkylene-heterocycloalkyl, wherein the heterocycloalkyl, aryl and heteroaryl are optionally substituted with one or more R₁₃;

each R₆ is independently at each occurrence H, (C₁-C₆) alkyl, (C₁-C₆) alkoxy, (C₁-C₆) haloalkyl, (C₁-C₆) haloalkoxy, halogen, -OH, -CN, (C₃-C₈) cycloalkyl, heterocycloalkyl, aryl, or heteroaryl, wherein the alkyl is optionally substituted with one or more (C₁-C₆) alkoxy or -OH, and wherein the cycloalkyl, heterocycloalkyl, aryl, and heteroaryl are optionally substituted with one or more R₁₄; or

R₅ and R₆ together when on adjacent atoms form a (C₄-C₈) cycloalkyl ring optionally substituted with one or more R₁₅; or R₅ and R₆ together when on adjacent atoms form a heterocycloalkyl ring optionally substituted with one or more R₁₅; R₅ and R₆ together when on adjacent atoms form an aryl ring optionally substituted with one or more R₁₅; or R₅ and R₆ together when on adjacent atoms form a heteroaryl ring optionally substituted with one or more R₁₅; or

two R₆ together when on adjacent atoms form a (C₄-C₈) cycloalkyl ring; or two R₆ together when on adjacent atoms form a heterocycloalkyl ring; two R₆ together when on adjacent atoms form an aryl ring; or two R₆ together when on adjacent atoms form a heteroaryl ring;

R₇ is H or (C₁-C₆) alkyl;

each R₈, R₉, R₁₀, and R₁₁ is independently H, (C₁-C₆) alkyl, or -C(O)(C₁-C₆) alkyl;

each R₁₂ is independently at each occurrence (C₁-C₆) alkyl, (C₁-C₆) alkoxy, (C₁-C₆) haloalkyl, (C₁-C₆) haloalkoxy, halogen, or -OH;

each R₁₃ is independently at each occurrence (C₁-C₆) alkyl, (C₁-C₆) alkoxy, (C₁-C₆) haloalkyl, (C₁-C₆) haloalkoxy, (C₁-C₆) hydroxyalkyl, halogen, (C₃-C₈) cycloalkyl, -C(O)NR₁₈R₁₉, -S(O)₂(C₁-C₆) alkyl, -OH, or -NR₁₆R₁₇, wherein the alkyl is optionally substituted with one or more substituents independently selected from (C₁-C₆) alkoxy, OH, and heterocycloalkyl; or

two R₁₃ together when attached to the same carbon can form -C=(O) when R₅ is

-(C₀-C₃) alkylene-heterocycloalkyl, -O-heterocycloalkyl, or -N(R₇)-(C₀-C₃) alkylene-heterocycloalkyl; or two R₁₃ together when attached to the same atom form a (C₃-C₈) spirocycloalkyl optionally substituted with one or more R₂₀ when R₅ is -(C₀-C₃) alkylene-heterocycloalkyl, -O-heterocycloalkyl, or -N(R₇)-(C₀-C₃) alkylene-heterocycloalkyl; or two R₁₃ together when attached to the same atom form a (C₃-C₈) spiroheterocycloalkyl optionally substituted with one or more R₂₀ when R₅ is -(C₀-C₃) alkylene-heterocycloalkyl, -O-heterocycloalkyl, or -N(R₇)-(C₀-C₃) alkylene-heterocycloalkyl; or two R₁₃ together when on adjacent atoms form a heterocycloalkyl ring optionally substituted with one or more R₂₀; or two R₁₃ together when on adjacent atoms form a heteroaryl ring optionally substituted with one or more R₂₀; or two R₁₃ together with the atoms to which they are attached can form a bridged heterocycloalkyl ring optionally substituted with one or more R₂₀ when R₅ is -(C₀-C₃) alkylene-heterocycloalkyl, -O-heterocycloalkyl, or -N(R₇)-(C₀-C₃) alkylene-heterocycloalkyl;

each R₁₄ is independently at each occurrence (C₁-C₆) alkyl, (C₁-C₆) alkoxy, (C₁-C₆) haloalkyl, (C₁-C₆) haloalkoxy, halogen, cycloalkyl, heterocycloalkyl, or -C(O)-heterocycloalkyl, wherein the alkyl is optionally substituted with one or more substituents independently selected from (C₁-C₆) alkoxy and -OH;

each R₁₅ is independently at each occurrence (C₁-C₆) alkyl, (C₁-C₆) alkoxy, (C₁-C₆) haloalkyl, (C₁-C₆) haloalkoxy, halogen, -OH, -CN, -C(O)OH, or -C(O)O(C₁-C₆) alkyl;

each R₁₆ and R₁₇ is independently H, (C₁-C₆) alkyl, (C₃-C₈) cycloalkyl, -CH₂C(O)NH₂, -S(O)₂(C₁-C₆) alkyl, -S(O)₂(C₆-C₁₀) aryl or -C(O)(C₁-C₆) alkyl;

each R₁₈ and R₁₉ is independently H or (C₁-C₆) alkyl;

each R₂₀ is independently at each occurrence (C₁-C₆) alkyl, (C₁-C₆) alkoxy, (C₁-C₆) haloalkyl, (C₁-C₆) haloalkoxy, or halogen; or

two R₂₀ together when attached to the same carbon form -C(=O); and

n is 0, 1, 2, or 3.

[0012] Another aspect of the disclosure relates to a method of treating a disease or disorder associated with inhibition of USP28. The method comprises administering to a patient in need of a treatment for diseases or disorders associated with inhibition of USP28 an effective amount of

a compound of Formula (I), or a pharmaceutically acceptable salt, hydrate, solvate, prodrug, stereoisomer, or tautomer thereof.

[0013] Another aspect of the disclosure relates to a method of treating a disease or disorder associated with inhibition of USP25. The method comprises administering to a patient in need of a treatment for diseases or disorders associated with inhibition of USP28 an effective amount of a compound of Formula (I), or a pharmaceutically acceptable salt, hydrate, solvate, prodrug, stereoisomer, or tautomer thereof.

[0014] Another aspect of the disclosure relates to a method of treating a disease or disorder associated with inhibition of USP28 and USP25. The method comprises administering to a patient in need of a treatment for diseases or disorders associated with inhibition of USP28 an effective amount of a compound of Formula (I), or a pharmaceutically acceptable salt, hydrate, solvate, prodrug, stereoisomer, or tautomer thereof.

[0015] Another aspect of the disclosure is directed to a method of inhibiting USP28. The method involves administering to a patient in need thereof an effective amount of a compound of Formula (I), or a pharmaceutically acceptable salt, hydrate, solvate, prodrug, stereoisomer, or tautomer thereof.

[0016] Another aspect of the disclosure is directed to a method of inhibiting USP25. The method involves administering to a patient in need thereof an effective amount of a compound of Formula (I), or a pharmaceutically acceptable salt, hydrate, solvate, prodrug, stereoisomer, or tautomer thereof.

[0017] Another aspect of the disclosure is directed to a method of inhibiting USP28 and USP25. The method involves administering to a patient in need thereof an effective amount of a compound of Formula (I), or a pharmaceutically acceptable salt, hydrate, solvate, prodrug, stereoisomer, or tautomer thereof.

[0018] Another aspect of the disclosure relates to a method of treating cancer. The method comprises administering to a patient in need thereof an effective amount of a compound of Formula (I), or a pharmaceutically acceptable salt, hydrate, solvate, prodrug, stereoisomer, or tautomer thereof.

[0019] Another aspect of the disclosure relates to a method of treating inflammation. The method comprises administering to a patient in need thereof an effective amount of a compound of Formula (I), or a pharmaceutically acceptable salt, hydrate, solvate, prodrug, stereoisomer, or tautomer thereof.

[0020] Another aspect of the disclosure relates to a method of treating an autoimmune disease. The method comprises administering to a patient in need thereof an effective amount of a compound of Formula (I), or a pharmaceutically acceptable salt, hydrate, solvate, prodrug, stereoisomer, or tautomer thereof.

[0021] Another aspect of the disclosure relates to a method of treating an infectious disease. The method comprises administering to a patient in need thereof an effective amount of a compound of Formula (I), or a pharmaceutically acceptable salt, hydrate, solvate, prodrug, stereoisomer, or tautomer thereof.

[0022] Another aspect of the disclosure relates to a method of treating a viral infection. The method comprises administering to a patient in need thereof an effective amount of a compound of Formula (I), or a pharmaceutically acceptable salt, hydrate, solvate, prodrug, stereoisomer, or tautomer thereof.

[0023] Another aspect of the disclosure relates to a method of treating a bacterial infection. The method comprises administering to a patient in need thereof an effective amount of a compound of Formula (I), or a pharmaceutically acceptable salt, hydrate, solvate, prodrug, stereoisomer, or tautomer thereof.

[0024] Another aspect of the disclosure is directed to pharmaceutical compositions comprising a compound of Formula (I), or a pharmaceutically acceptable salt, hydrate, solvate, prodrug, stereoisomer, or tautomer thereof and a pharmaceutically acceptable carrier. The pharmaceutical acceptable carrier may further include an excipient, diluent, or surfactant.

[0025] Another aspect of the present disclosure relates to a compound of Formula (I), or a pharmaceutically acceptable salt, hydrate, solvate, prodrug, stereoisomer, or tautomer thereof, for use in the manufacture of a medicament for treating a disease associated with inhibiting USP28.

[0026] Another aspect of the present disclosure relates to the use of a compound of Formula (I), or a pharmaceutically acceptable salt, hydrate, solvate, prodrug, stereoisomer, or tautomer thereof, in the treatment of a disease associated with inhibiting USP28.

[0027] Another aspect of the present disclosure relates to the use of a compound of Formula (I), or a pharmaceutically acceptable salt, hydrate, solvate, prodrug, stereoisomer, or tautomer thereof, in the treatment of a disease associated with inhibiting USP25.

[0028] Another aspect of the present disclosure relates to the use of a compound of Formula (I), or a pharmaceutically acceptable salt, hydrate, solvate, prodrug, stereoisomer, or tautomer thereof, in the treatment of a disease associated with inhibiting USP28 and USP25.

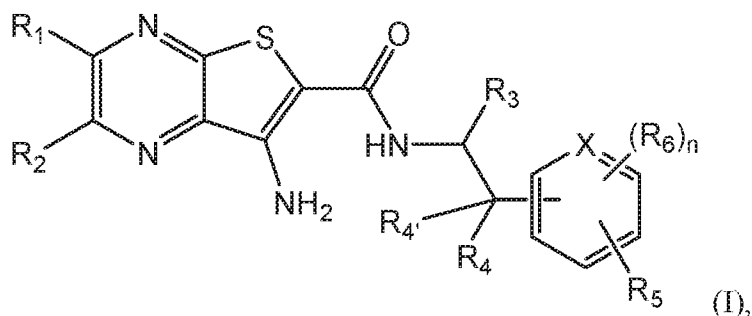
[0029] The present disclosure further provides methods of treating a disease or disorder associated with modulation of USP28 and/or USP25 including, cancer, inflammation, an autoimmune disease, a viral infection, and a bacterial infection, comprising administering to a patient suffering from at least one of said diseases or disorder a compound of Formula (I), or a pharmaceutically acceptable salt, hydrate, solvate, prodrug, stereoisomer, or tautomer thereof.

[0030] The present disclosure provides inhibitors of USP28 and/or USP25 that are therapeutic agents in the treatment of diseases such as cancer, inflammation, autoimmune diseases, viral infections, and bacterial infections. Ultimately, the present disclosure provides the medical community with a novel pharmacological strategy for the treatment of diseases and disorders associated with USP28 and/or USP25 enzymes.

Detailed Description of the Disclosure

[0031] The present disclosure relates to compounds and compositions that are capable of inhibiting the activity USP28 and/or USP25. The disclosure features methods of treating, preventing or ameliorating a disease or disorder in which USP28 and/or USP25 plays a role by administering to a patient in need thereof a therapeutically effective amount of a compound of Formula (I), or a pharmaceutically acceptable salt, hydrate, solvate, prodrug, stereoisomer, or tautomer thereof. The methods of the present disclosure can be used in the treatment of a variety of USP28 and/or USP25 dependent diseases and disorders by inhibiting the activity of USP28 and/or USP25 enzymes. Inhibition of USP28 and/or USP25 provides a novel approach to the treatment, prevention, or amelioration of diseases including, but not limited to, cancer.

[0032] In a first aspect of the disclosure, the compounds of Formula (I) are described:



and pharmaceutically acceptable salts, hydrates, solvates, prodrugs, stereoisomers, and tautomers thereof, wherein R_1 , R_2 , R_3 , R_4 , R_4' , R_5 , R_6 , X , and n are as described herein above.

[0033] The details of the disclosure are set forth in the accompanying description below. Although methods and materials similar or equivalent to those described herein can be used in the practice or testing of the present disclosure, illustrative methods and materials are now described. Other features, objects, and advantages of the disclosure will be apparent from the description and from the claims. In the specification and the appended claims, the singular forms also include the plural unless the context clearly dictates otherwise. Unless defined otherwise, all technical and scientific terms used herein have the same meaning as commonly understood by one of ordinary skill in the art to which this disclosure belongs. All patents and publications cited in this specification are incorporated herein by reference in their entireties.

Definitions

[0034] The articles "a" and "an" are used in this disclosure to refer to one or more than one (*e.g.*, to at least one) of the grammatical object of the article. By way of example, "an element" means one element or more than one element.

[0035] The term "and/or" is used in this disclosure to mean either "and" or "or" unless indicated otherwise.

[0036] The term "optionally substituted" is understood to mean that a given chemical moiety (*e.g.*, an alkyl group) can (but is not required to) be bonded other substituents (*e.g.*, heteroatoms). For instance, an alkyl group that is optionally substituted can be a fully saturated alkyl chain (*e.g.*, a pure hydrocarbon). Alternatively, the same optionally substituted alkyl group can have substituents different from hydrogen. For instance, it can, at any point along the chain be

bounded to a halogen atom, a hydroxyl group, or any other substituent described herein. Thus the term "optionally substituted" means that a given chemical moiety has the potential to contain other functional groups, but does not necessarily have any further functional groups. Suitable substituents used in the optional substitution of the described groups include, without limitation, halogen, oxo, -OH, -CN, -COOH, -CH₂CN, -O-(C₁-C₆) alkyl, (C₁-C₆) alkyl, (C₁-C₆) alkoxy, (C₁-C₆) haloalkyl, (C₁-C₆) haloalkoxy, -O-(C₂-C₆) alkenyl, -O-(C₂-C₆) alkynyl, (C₂-C₆) alkenyl, (C₂-C₆) alkynyl, -OH, -OP(O)(OH)₂, -OC(O)(C₁-C₆) alkyl, -C(O)(C₁-C₆) alkyl, -OC(O)O(C₁-C₆) alkyl, -NH₂, -NH((C₁-C₆) alkyl), -N((C₁-C₆) alkyl)₂, -NHC(O)(C₁-C₆) alkyl, -C(O)NH(C₁-C₆) alkyl, -S(O)₂(C₁-C₆) alkyl, -S(O)NH(C₁-C₆) alkyl, and S(O)N((C₁-C₆) alkyl)₂. The substituents can themselves be optionally substituted. "Optionally substituted" as used herein also refers to substituted or unsubstituted whose meaning is described below.

[0037] As used herein, the term "substituted" means that the specified group or moiety bears one or more suitable substituents wherein the substituents may connect to the specified group or moiety at one or more positions. For example, an aryl substituted with a cycloalkyl may indicate that the cycloalkyl connects to one atom of the aryl with a bond or by fusing with the aryl and sharing two or more common atoms.

[0038] As used herein, the term "unsubstituted" means that the specified group bears no substituents.

[0039] Unless otherwise specifically defined, the term "aryl" refers to cyclic, aromatic hydrocarbon groups that have 1 to 3 aromatic rings, including monocyclic or bicyclic groups such as phenyl, biphenyl or naphthyl. Where containing two aromatic rings (bicyclic, etc.), the aromatic rings of the aryl group may be joined at a single point (*e.g.*, biphenyl), or fused (*e.g.*, naphthyl). The aryl group may be optionally substituted by one or more substituents, *e.g.*, 1 to 5 substituents, at any point of attachment. Exemplary substituents include, but are not limited to, -H, -halogen, -O-(C₁-C₆) alkyl, (C₁-C₆) alkyl, -O-(C₂-C₆) alkenyl, -O-(C₂-C₆) alkynyl, (C₂-C₆) alkenyl, (C₂-C₆) alkynyl, -OH, -OP(O)(OH)₂, -OC(O)(C₁-C₆) alkyl, -C(O)(C₁-C₆) alkyl, -OC(O)O(C₁-C₆) alkyl, -NH₂, NH((C₁-C₆) alkyl), N((C₁-C₆) alkyl)₂, -S(O)₂(C₁-C₆) alkyl, -S(O)NH(C₁-C₆) alkyl, and -S(O)N((C₁-C₆) alkyl)₂. The substituents can themselves be optionally substituted. Furthermore when containing two fused rings the aryl groups herein defined may have an unsaturated or partially saturated ring fused with a fully saturated ring.

Exemplary ring systems of these aryl groups include, but are not limited to, phenyl, biphenyl, naphthyl, anthracenyl, phenalenyl, phenanthrenyl, indanyl, indenyl, tetrahydronaphthalenyl, tetrahydrobenzoannulenyl, and the like.

[0040] Unless otherwise specifically defined, "heteroaryl" means a monovalent monocyclic aromatic radical of 5 to 24 ring atoms or a polycyclic aromatic radical, containing one or more ring heteroatoms selected from N, O, and S, the remaining ring atoms being C. Heteroaryl as herein defined also means a bicyclic heteroaromatic group wherein the heteroatom is selected from N, O, and S. The aromatic radical is optionally substituted independently with one or more substituents described herein. Examples include, but are not limited to, furyl, thienyl, pyrrolyl, pyridyl, pyrazolyl, pyrimidinyl, imidazolyl, isoxazolyl, oxazolyl, oxadiazolyl, pyrazinyl, indolyl, thiophen-2-yl, quinolyl, benzopyranlyl, isothiazolyl, thiazolyl, thiadiazole, indazole, benzimidazolyl, thieno[3,2-b]thiophene, triazolyl, triazinyl, imidazo[1,2-b]pyrazolyl, furo[2,3-c]pyridinyl, imidazo[1,2-a]pyridinyl, indazolyl, pyrrolo[2,3-c]pyridinyl, pyrrolo[3,2-c]pyridinyl, pyrazolo[3,4-c]pyridinyl, thieno[3,2-c]pyridinyl, thieno[2,3-c]pyridinyl, thieno[2,3-b]pyridinyl, benzothiazolyl, indolyl, indolinyl, indolinonyl, dihydrobenzothiophenyl, dihydrobenzofuranyl, benzofuran, chromanyl, thiochromanyl, tetrahydroquinoliny, dihydrobenzothiazine, dihydrobenzoxanyl, quinoliny, isoquinoliny, 1,6-naphthyridinyl, benzo[de]isoquinoliny, pyrido[4,3-b][1,6]naphthyridinyl, thieno[2,3-b]pyrazinyl, quinazoliny, tetrazolo[1,5-a]pyridinyl, [1,2,4]triazolo[4,3-a]pyridinyl, isoindolyl, pyrrolo[2,3-b]pyridinyl, pyrrolo[3,4-b]pyridinyl, pyrrolo[3,2-b]pyridinyl, imidazo[5,4-b]pyridinyl, pyrrolo[1,2-a]pyrimidinyl, tetrahydro pyrrolo[1,2-a]pyrimidinyl, 3,4-dihydro-2H-1 λ ²-pyrrolo[2,1-b]pyrimidine, dibenzo[b,d] thiophene, pyridin-2-one, furo[3,2-c]pyridinyl, furo[2,3-c]pyridinyl, 1H-pyrido[3,4-b][1,4] thiazinyl, benzooxazolyl, benzoisoxazolyl, furo[2,3-b]pyridinyl, benzothiophenyl, 1,5-naphthyridinyl, furo[3,2-b]pyridine, [1,2,4]triazolo[1,5-a]pyridinyl, benzo [1,2,3]triazolyl, imidazo[1,2-a]pyrimidinyl, [1,2,4]triazolo[4,3-b]pyridazinyl, benzo[c][1,2,5]thiadiazolyl, benzo[c][1,2,5]oxadiazole, 1,3-dihydro-2H-benzo[d]imidazol-2-one, 3,4-dihydro-2H-pyrazolo [1,5-b][1,2]oxazinyl, 4,5,6,7-tetrahydropyrazolo[1,5-a]pyridinyl, thiazolo[5,4-d]thiazolyl, imidazo[2,1-b][1,3,4]thiadiazolyl, thieno[2,3-b]pyrrolyl, 3H-indolyl, and derivatives thereof. Furthermore when containing two fused rings the heteroaryl groups herein defined may have an unsaturated or partially saturated ring fused with a fully saturated ring. Exemplary ring systems

of these heteroaryl groups include indolinyl, indolinonyl, dihydrobenzothiophenyl, dihydrobenzofuran, chromanyl, thiochromanyl, tetrahydroquinolinyl, dihydrobenzothiazine, 3,4-dihydro-1H--isoquinolinyl, 2,3-dihydrobenzofuran, indolinyl, indolyl, and dihydrobenzoxanyl.

[0041] Halogen or “halo” refers to fluorine, chlorine, bromine, or iodine.

[0042] Alkyl refers to a straight or branched chain saturated hydrocarbon containing 1-12 carbon atoms. Examples of a (C₁-C₆) alkyl group include, but are not limited to, methyl, ethyl, propyl, butyl, pentyl, hexyl, isopropyl, isobutyl, sec-butyl, *tert*-butyl, isopentyl, neopentyl, and isohexyl.

[0043] “Alkoxy” refers to a straight or branched chain saturated hydrocarbon containing 1-12 carbon atoms containing a terminal “O” in the chain, *e.g.*, -O(alkyl). Examples of alkoxy groups include without limitation, methoxy, ethoxy, propoxy, butoxy, t-butoxy, or pentoxy groups.

[0044] The term “alkylene” or “alkylenyl” refers to a divalent alkyl radical. Any of the above mentioned monovalent alkyl groups may be an alkylene by abstraction of a second hydrogen atom from the alkyl. As herein defined, alkylene may also be a C₀-C₆ alkylene. An alkylene may further be a C₀-C₄ alkylene. Typical alkylene groups include, but are not limited to, -CH₂-, -CH(CH₃)-, -C(CH₃)₂-, -CH₂CH₂-, -CH₂CH(CH₃)-, -CH₂C(CH₃)₂-, -CH₂CH₂CH₂-, -CH₂CH₂CH₂CH₂-, and the like.

[0045] “Cycloalkyl” or “carbocyclyl” means monocyclic or polycyclic saturated carbon rings containing 3-18 carbon atoms. Examples of cycloalkyl groups include, without limitations, cyclopropyl, cyclobutyl, cyclopentyl, cyclohexyl, cycloheptyl, cyclooctanyl, norboranyl, norbornyl, bicyclo[2.2.2]octanyl, or bicyclo[2.2.2]octenyl and derivatives thereof. A C₃-C₈ cycloalkyl is a cycloalkyl group containing between 3 and 8 carbon atoms. A cycloalkyl group can be fused (*e.g.*, decalin) or bridged (*e.g.*, norbornane).

[0046] “Heterocyclyl” or “heterocycloalkyl” monocyclic or polycyclic rings containing carbon and heteroatoms taken from oxygen, nitrogen, or sulfur and wherein there is not delocalized π electrons (aromaticity) shared among the ring carbon or heteroatoms. The heterocycloalkyl ring structure may be substituted by one or more substituents. The substituents can themselves be optionally substituted. Examples of heterocyclyl rings include, but are not

limited to, oxetanyl, azetadiny, tetrahydrofuranyl, tetrahydropyranyl, pyrrolidinyl, oxazolinyl, oxazolidinyl, thiazolinyl, thiazolidinyl, pyranyl, thiopyranyl, tetrahydropyranyl, dioxalanyl, piperidinyl, morpholinyl, thiomorpholinyl, thiomorpholinyl S-oxide, thiomorpholinyl S-dioxide, piperazinyl, azepinyl, oxepinyl, diazepinyl, tropanyl, oxazolidinonyl, and homotropanyl.

[0047] The term “hydroxyalkyl” means an alkyl group as defined above, where the alkyl group is substituted with one or more OH groups. Examples of hydroxyalkyl groups include HO-CH₂-, HO-CH₂-CH₂- and CH₃-CH(OH)-.

[0048] The term “haloalkyl” as used herein refers to an alkyl group, as defined herein, which is substituted one or more halogen. Examples of haloalkyl groups include, but are not limited to, trifluoromethyl, difluoromethyl, pentafluoroethyl, trichloromethyl, etc.

[0049] The term “haloalkoxy” as used herein refers to an alkoxy group, as defined herein, which is substituted one or more halogen. Examples of haloalkyl groups include, but are not limited to, trifluoromethoxy, difluoromethoxy, pentafluoroethoxy, trichloromethoxy, etc.

[0050] The term “cyano” as used herein means a substituent having a carbon atom joined to a nitrogen atom by a triple bond, *e.g.*, C≡N.

[0051] “Spirocycloalkyl” or “spirocyclyl” means carbogenic bicyclic ring systems with both rings connected through a single atom. The ring can be different in size and nature, or identical in size and nature. Examples include spiro pentane, spirohexane, spiroheptane, spirooctane, spiro nonane, or spirodecane. One or both of the rings in a spirocycle can be fused to another ring carbocyclic, heterocyclic, aromatic, or heteroaromatic ring. One or more of the carbon atoms in the spirocycle can be substituted with a heteroatom (*e.g.*, O, N, S, or P). A (C₃-C₁₂) spirocycloalkyl is a spirocycle containing between 3 and 12 carbon atoms. One or more of the carbon atoms can be substituted with a heteroatom.

[0052] The term “spiroheterocycloalkyl” or “spiroheterocyclyl” is understood to mean a spirocycle wherein at least one of the rings is a heterocycle (*e.g.*, at least one of the rings is furanyl, morpholinyl, or piperadiny).

[0053] The term “solvate” refers to a complex of variable stoichiometry formed by a solute and solvent. Such solvents for the purpose of the disclosure may not interfere with the biological activity of the solute. Examples of suitable solvents include, but are not limited to, water,

MeOH, EtOH, and AcOH. Solvates wherein water is the solvent molecule are typically referred to as hydrates. Hydrates include compositions containing stoichiometric amounts of water, as well as compositions containing variable amounts of water.

[0054] The term "isomer" refers to compounds that have the same composition and molecular weight but differ in physical and/or chemical properties. The structural difference may be in constitution (geometric isomers) or in the ability to rotate the plane of polarized light (stereoisomers). With regard to stereoisomers, the compounds of Formula (I) may have one or more asymmetric carbon atom and may occur as racemates, racemic mixtures and as individual enantiomers or diastereomers.

[0055] The disclosure also includes pharmaceutical compositions comprising an effective amount of a disclosed compound and a pharmaceutically acceptable carrier. Representative "pharmaceutically acceptable salts" include, *e.g.*, water-soluble and water-insoluble salts, such as the acetate, amsonate (4,4-diaminostilbene-2,2-disulfonate), benzenesulfonate, benzonate, bicarbonate, bisulfate, bitartrate, borate, bromide, butyrate, calcium, calcium edetate, camsylate, carbonate, chloride, citrate, clavulinate, dihydrochloride, edetate, edisylate, estolate, esylate, fumarate, fiunarate, gluceptate, gluconate, glutamate, glycolylarsanilate, hexafluorophosphate, hexylresorcinate, hydrabamine, hydrobromide, hydrochloride, hydroxynaphthoate, iodide, isothionate, lactate, lactobionate, laurate, magnesium, malate, maleate, mandelate, mesylate, methylbromide, methylnitrate, methylsulfate, mucate, napsylate, nitrate, N-methylglucamine ammonium salt, 3-hydroxy-2-naphthoate, oleate, oxalate, palmitate, pamoate (1,1-methene-bis-2-hydroxy-3-naphthoate, einbonate), pantothenate, phosphate/diphosphate, picrate, polygalacturonate, propionate, p-toluenesulfonate, salicylate, stearate, subacetate, succinate, sulfate, sulfosalicylate, suramate, tannate, tartrate, teoclate, tosylate, triethiodide, and valerate salts.

[0056] A "patient" or "subject" is a mammal, *e.g.*, a human, mouse, rat, guinea pig, dog, cat, horse, cow, pig, or non-human primate, such as a monkey, chimpanzee, baboon or rhesus.

[0057] An "effective amount" when used in connection with a compound is an amount effective for treating or preventing a disease in a subject as described herein.

[0058] The term "carrier", as used in this disclosure, encompasses carriers, excipients, and diluents and means a material, composition or vehicle, such as a liquid or solid filler, diluent, excipient, solvent or encapsulating material, involved in carrying or transporting a pharmaceutical agent from one organ, or portion of the body, to another organ, or portion of the body of a subject.

[0059] The term "treating" with regard to a subject, refers to improving at least one symptom of the subject's disorder. Treating includes curing, improving, or at least partially ameliorating the disorder.

[0060] The term "disorder" is used in this disclosure to mean, and is used interchangeably with, the terms disease, condition, or illness, unless otherwise indicated.

[0061] The term "administer", "administering", or "administration" as used in this disclosure refers to either directly administering a disclosed compound or pharmaceutically acceptable salt of the disclosed compound or a composition to a subject, or administering a prodrug derivative or analog of the compound or pharmaceutically acceptable salt of the compound or composition to the subject, which can form an equivalent amount of active compound within the subject's body.

[0062] The term "prodrug," as used in this disclosure, means a compound which is convertible in vivo by metabolic means (*e.g.*, by hydrolysis) to a disclosed compound.

[0063] The term "cancer" includes, but is not limited to, the following cancers: bladder cancer, breast cancer (*e.g.*, ductal carcinoma), cervical cancer (*e.g.*: squamous cell carcinoma), colorectal cancer (*e.g.*, adenocarcinoma), esophageal cancer (*e.g.*, squamous cell carcinoma), gastric cancer (*e.g.*: adenocarcinoma, medulloblastoma, colon cancer, choriocarcinoma, squamous cell carcinoma), head and neck cancer, hematologic cancer (*e.g.*, acute lymphocytic anemia, acute myeloid leukemia, acute lymphoblastic B cell leukemia, anaplastic large cell lymphoma, B-cell lymphoma, Burkitt's lymphoma, chronic lymphocytic leukemia, chronic eosinophilic leukemia/hypereosinophilic syndrome, chronic myeloid leukemia, Hodgkin's lymphoma, mantle cell lymphoma, multiple myeloma, T-cell acute lymphoblastic leukemia), lung cancer (*e.g.*, bronchioloalveolar adenocarcinoma, mesothelioma, mucoepidermoid carcinoma, small-cell lung cancer, non-small cell lung cancer, adenocarcinoma, squamous cell

carcinoma), liver cancer (*e.g.*, hepatocellular carcinoma), lymphoma, neurological cancer (*e.g.*, glioblastoma, neuroblastoma, neuroglioma), ovarian (*e.g.*, adenocarcinoma), pancreatic cancer (*e.g.*, ductal carcinoma), prostate cancer (*e.g.*, adenocarcinoma), renal cancer (*e.g.*, renal cell carcinoma, clear cell renal carcinoma), sarcoma (*e.g.*, chondrosarcoma, Ewings sarcoma, fibrosarcoma, multipotential sarcoma, osteosarcoma, rhabdomyosarcoma, synovial sarcoma), skin cancer (*e.g.*, melanoma, epidermoid carcinoma, squamous cell carcinoma), thyroid cancer (*e.g.*, medullary carcinoma), and uterine cancer.

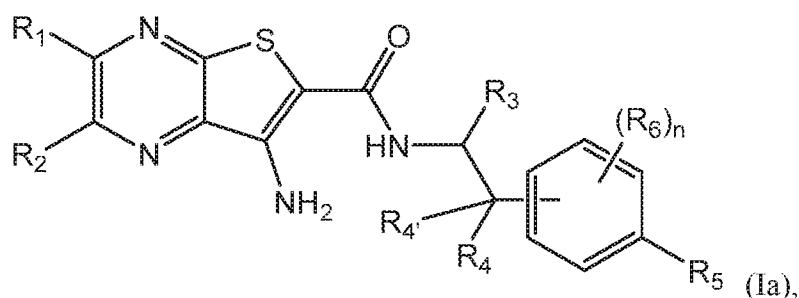
[0064] As used herein, the terms “autoimmune disease” or “autoimmune disorder” refer to a condition that is immune-mediated due to an attack on self-tissues, such as when a subject's own antibodies react with host tissue, but can also involve an immune response to a microorganism. Examples of autoimmune diseases include, but are not limited to, multiple sclerosis, psoriasis, intestine inflammatory disease, ulcerative colitis, Crohn's disease, rheumatoid arthritis and polyarthritis, local and systemic scleroderma, systemic lupus erythematosus, discoid lupus erythematosus, cutaneous lupus, cutaneous lupus erythematosus including chilblain lupus erythematosus, lupus nephritis, discoid lupus, subacute cutaneous lupus erythematosus, dermatomyositis, polymyositis, idiopathic myxedema, Hashimoto's disease, Guillain-Barre' syndrome, Grave's disease, myasthenia gravis, Sjogren's syndrome, nodular panarteritis, autoimmune enteropathy, uveitis, autoimmune oophoritis, chronic immune thrombocytopenic purpura, colitis, diabetes, psoriasis, pemphigus vulgaris, proliferative glomerulonephritis, Wiskott-Aldrich syndrome, autoimmune lymphoproliferative syndrome, chronic arthritis, inflammatory chronic rhinosinusitis, colitis, celiac disease, inflammatory bowel disease, Barrett's esophagus, inflammatory gastritis, autoimmune nephritis, autoimmune vasculitis, autoimmune hepatitis, autoimmune carditis, autoimmune encephalitis, and autoimmune mediated hematological disease.

[0065] The present disclosure relates to compounds or pharmaceutically acceptable salts, hydrates, solvates, prodrugs, stereoisomers, or tautomers thereof, capable of inhibiting USP28 and/or USP25, which are useful for the treatment of diseases and disorders associated with modulation of a USP28 and/or USP25 enzyme. The disclosure further relates to compounds, or pharmaceutically acceptable salts, hydrates, solvates, prodrugs, stereoisomers, or tautomers thereof, which are useful for inhibiting USP28 and/or USP25.

[0066] In any of the embodiments of the invention, the cancer can be any cancer in any organ, for example, a cancer is selected from the group consisting of glioma, thyroid carcinoma, breast carcinoma, small-cell lung carcinoma, non-small-cell carcinoma, gastric carcinoma, colon carcinoma, gastrointestinal stromal carcinoma, pancreatic carcinoma, bile duct carcinoma, CNS carcinoma, ovarian carcinoma, endometrial carcinoma, prostate carcinoma, renal carcinoma, anaplastic large-cell lymphoma, leukemia, multiple myeloma, mesothelioma, and melanoma, and combinations thereof.

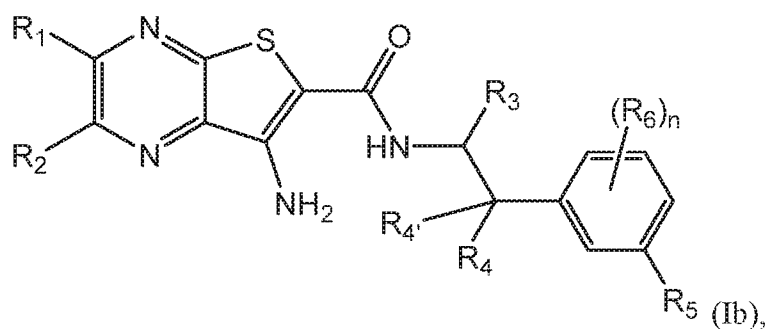
[0067] The present invention relates to compounds or pharmaceutically acceptable salts, hydrates, solvates, prodrugs, stereoisomers, or tautomers thereof, capable of inhibiting USP28 and/or USP25, which are useful for the treatment of diseases and disorders associated with modulation of a USP28 and/or USP25 enzyme. The invention further relates to compounds, or pharmaceutically acceptable salts, hydrates, solvates, prodrugs, stereoisomers, or tautomers thereof, which are useful for inhibiting USP28 and/or USP25.

[0068] In one embodiment, the compounds of Formula (I) have the structure of Formula (Ia):



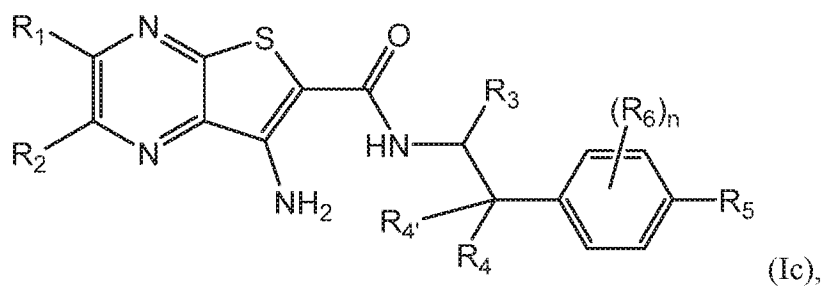
and pharmaceutically acceptable salts, hydrates, solvates, prodrugs, stereoisomers, and tautomers thereof.

[0069] In another embodiment, the compounds of Formula (I) have the structure of Formula (Ib):



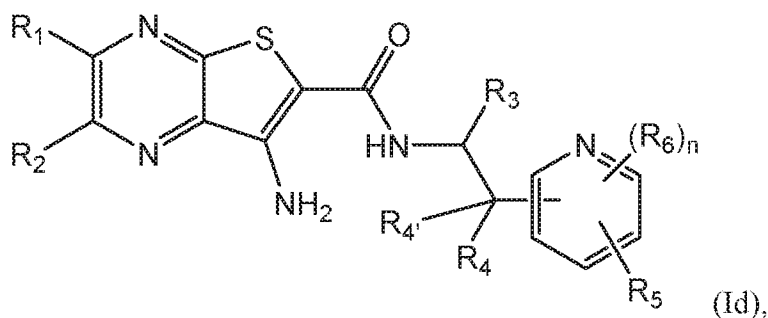
and pharmaceutically acceptable salts, hydrates, solvates, prodrugs, stereoisomers, and tautomers thereof.

[0070] In another embodiment, the compounds of Formula (I) have the structure of Formula (Ic):



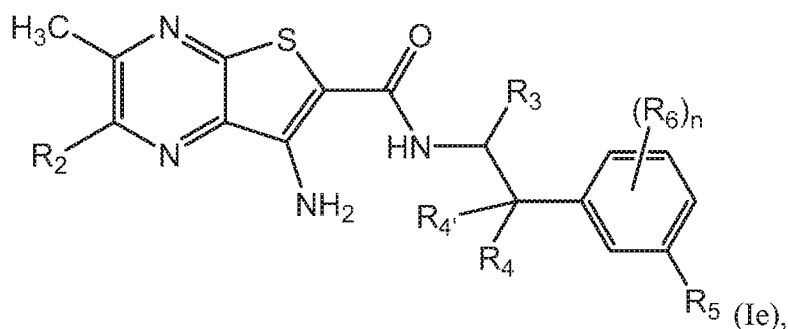
and pharmaceutically acceptable salts, hydrates, solvates, prodrugs, stereoisomers, and tautomers thereof.

[0071] In another embodiment, the compounds of Formula (I) have the structure of Formula (Id):



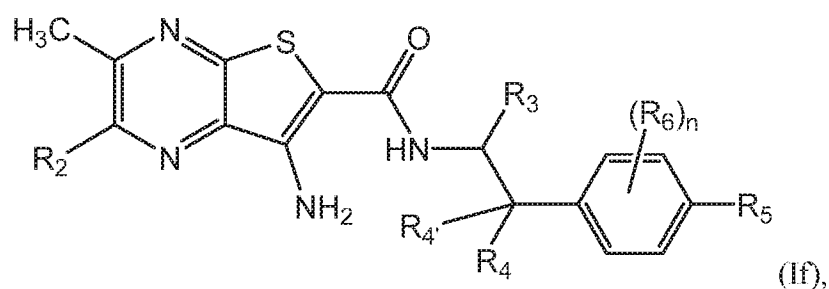
and pharmaceutically acceptable salts, hydrates, solvates, prodrugs, stereoisomers, and tautomers thereof.

[0072] In another embodiment, the compounds of Formula (I) have the structure of Formula (Ie):



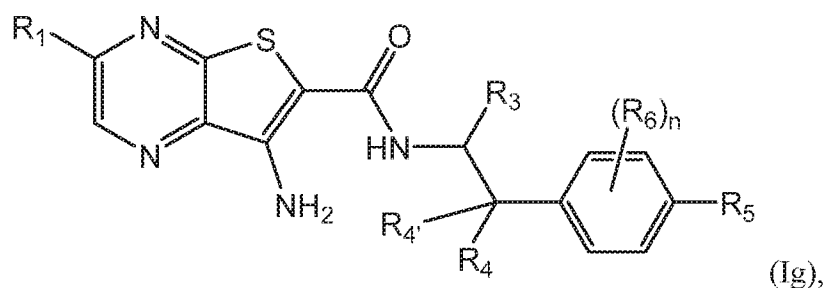
and pharmaceutically acceptable salts, hydrates, solvates, prodrugs, stereoisomers, and tautomers thereof.

[0073] In another embodiment, the compounds of Formula (I) have the structure of Formula (If):



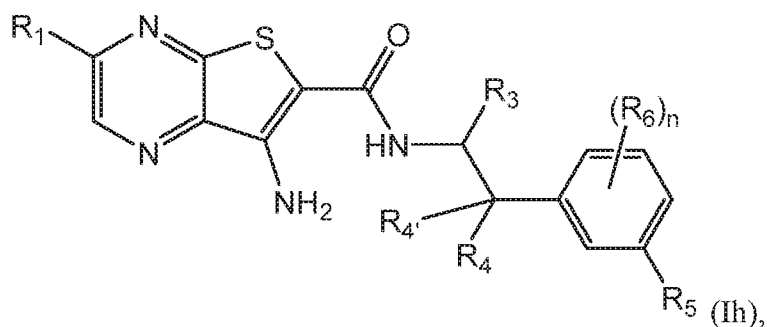
and pharmaceutically acceptable salts, hydrates, solvates, prodrugs, stereoisomers, and tautomers thereof.

[0074] In another embodiment, the compounds of Formula (I) have the structure of Formula (Ig):



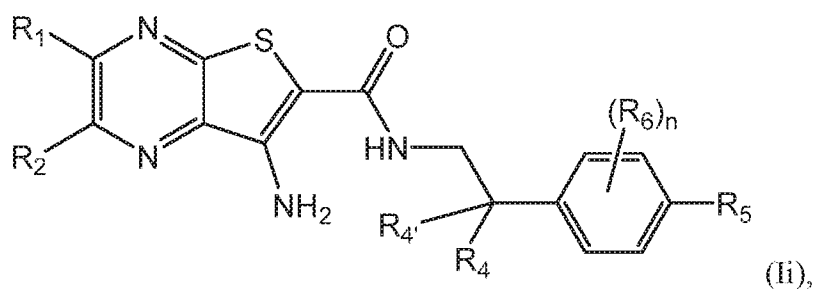
and pharmaceutically acceptable salts, hydrates, solvates, prodrugs, stereoisomers, and tautomers thereof.

[0075] In another embodiment, the compounds of Formula (I) have the structure of Formula (Ih):



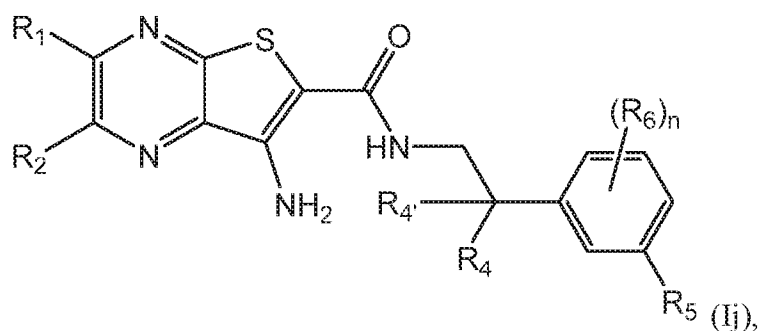
and pharmaceutically acceptable salts, hydrates, solvates, prodrugs, stereoisomers, and tautomers thereof.

[0076] In another embodiment, the compounds of Formula (I) have the structure of Formula (Ii):



and pharmaceutically acceptable salts, hydrates, solvates, prodrugs, stereoisomers, and tautomers thereof.

[0077] In another embodiment, the compounds of Formula (I) have the structure of Formula (Ij):



and pharmaceutically acceptable salts, hydrates, solvates, prodrugs, stereoisomers, and tautomers thereof.

[0078] In some embodiments of the Formulae above, X is CR₆. In another embodiment, X is N.

[0079] In some embodiments of the Formulae above, R₁ is H, (C₁-C₆) alkyl, (C₁-C₆) alkoxy, (C₁-C₆) haloalkyl, (C₁-C₆) haloalkoxy, (C₁-C₆) hydroxyalkyl, halogen, (C₃-C₈) cycloalkyl, or -NR₉R₁₀. In another embodiment, R₁ is H, (C₁-C₄) alkyl, (C₁-C₄) alkoxy, (C₁-C₄) haloalkyl, (C₁-C₄) haloalkoxy, (C₁-C₄) hydroxyalkyl, halogen, (C₃-C₆) cycloalkyl, -CN, or -NR₈R₉. In yet another embodiment, R₁ is H, (C₁-C₃) alkyl, (C₁-C₃) alkoxy, (C₁-C₃) haloalkyl, (C₁-C₃) haloalkoxy, (C₁-C₃) hydroxyalkyl, halogen, (C₃-C₆) cycloalkyl, -CN, or -NR₈R₉. In yet another embodiment, R₁ is H, (C₁-C₃) alkyl, (C₁-C₃) alkoxy, (C₁-C₃) haloalkyl, (C₁-C₃) haloalkoxy, (C₁-C₃) hydroxyalkyl, halogen, (C₃-C₆) cycloalkyl, or -NR₈R₉. In yet another embodiment, R₁ is (C₁-C₄) alkyl, (C₁-C₄) alkoxy, (C₁-C₄) haloalkyl, (C₁-C₄) haloalkoxy, (C₁-C₄) hydroxyalkyl, halogen, (C₃-C₆) cycloalkyl, -CN, or -NR₈R₉. In yet another embodiment, R₁ is (C₁-C₄) alkyl, (C₁-C₄) alkoxy, (C₁-C₄) haloalkyl, (C₁-C₄) haloalkoxy, (C₁-C₄) hydroxyalkyl, halogen, (C₃-C₆) cycloalkyl, or -NR₈R₉. In yet another embodiment, R₁ is H or (C₁-C₃) alkyl. In another embodiment, R₁ is (C₁-C₃) alkyl. In yet another embodiment, R₁ is H, methyl, ethyl, n-propyl, or iso-propyl. In another embodiment, R₁ is H, methyl, or ethyl. In yet another embodiment, R₁ is methyl or ethyl.

[0080] In some embodiments of the Formulae above, R₂ is H, (C₁-C₄) alkyl, (C₁-C₄) alkoxy, (C₁-C₄) haloalkyl, (C₁-C₄) haloalkoxy, (C₁-C₄) hydroxyalkyl, halogen, (C₃-C₆) cycloalkyl, or -NR₁₀R₁₁. In another embodiment, R₂ is H, (C₁-C₃) alkyl, (C₁-C₃) alkoxy, (C₁-C₃) haloalkyl, (C₁-C₃) haloalkoxy, (C₁-C₃) hydroxyalkyl, halogen, (C₃-C₆) cycloalkyl, or -NR₁₀R₁₁. In yet another embodiment, R₂ is H, (C₁-C₄) alkyl, (C₁-C₄) haloalkyl, halogen, (C₃-C₆) cycloalkyl, or -NR₁₀R₁₁. In another embodiment, R₂ is H, (C₁-C₃) alkyl, (C₁-C₃) haloalkyl, halogen, (C₃-C₆) cycloalkyl, or -NR₁₀R₁₁. In yet another embodiment, R₂ is (C₁-C₄) alkyl, (C₁-C₄) alkoxy, (C₁-C₄) haloalkyl, (C₁-C₄) haloalkoxy, (C₁-C₄) hydroxyalkyl, halogen, (C₃-C₆) cycloalkyl, or -NR₁₀R₁₁. In another embodiment, R₂ is H or halogen. In another embodiment, R₂ is H.

[0081] In another embodiment, R₁ and R₂ together form a (C₄-C₈) cycloalkyl optionally substituted with one to three R₁₂. In yet another embodiment, R₁ and R₂ together form a (C₄-C₆) cycloalkyl optionally substituted with one to three R₁₂.

[0082] In some embodiments of the Formulae above, at least one of R₁ or R₂ is not H.

[0083] In some embodiments of the Formulae above, R₁ is (C₁-C₄) alkyl, (C₁-C₄) alkoxy, (C₁-C₄) haloalkyl, (C₁-C₄) haloalkoxy, (C₁-C₄) hydroxyalkyl, halogen, (C₃-C₆) cycloalkyl, or -NR₈R₉; and R₂ is H, (C₁-C₃) alkyl, (C₁-C₃) alkoxy, (C₁-C₃) haloalkyl, (C₁-C₃) haloalkoxy, (C₁-C₃) hydroxyalkyl, halogen, (C₃-C₆) cycloalkyl, or -NR₁₀R₁₁.

[0084] In some embodiments of the Formulae above, R₃ is H, (C₁-C₃) alkyl, or (C₁-C₃) haloalkyl. In another embodiment, R₃ is H or (C₁-C₃) alkyl. In yet another embodiment, R₃ is H. In another embodiment, R₃ is H, methyl, ethyl, n-propyl, or iso-propyl. In yet another embodiment, R₃ is H or methyl.

[0085] In some embodiments of the Formulae above, R₄ is H, (C₁-C₃) alkyl, halogen, or (C₁-C₃) haloalkyl. In another embodiment, R₄ is H, halogen, or (C₁-C₃) alkyl. In yet another embodiment, R₄ is H or (C₁-C₃) alkyl. In yet another embodiment, R₄ is H. In another embodiment, R₄ is H, methyl, ethyl, n-propyl, or iso-propyl. In yet another embodiment, R₄ is H, F, Cl, methyl, ethyl, n-propyl, or iso-propyl. In another embodiment, R₄ is H, F, or methyl. In yet another embodiment, R₄ is H or methyl.

[0086] In some embodiments of the Formulae above, R_{4'} is H, (C₁-C₃) alkyl, halogen, or (C₁-C₃) haloalkyl. In another embodiment, R_{4'} is H, halogen, or (C₁-C₃) alkyl. In yet another embodiment, R_{4'} is H or (C₁-C₃) alkyl. In yet another embodiment, R_{4'} is H. In another embodiment, R_{4'} is H, methyl, ethyl, n-propyl, or iso-propyl. In yet another embodiment, R_{4'} is H, fluoro, chloro, methyl, ethyl, n-propyl, or iso-propyl. In another embodiment, R_{4'} is H, F, or methyl. In yet another embodiment, R_{4'} is H or methyl.

[0087] In some embodiments of the Formulae above, R₅ is -(C₀-C₃) alkylene-C(O)OH, -(C₀-C₃) alkylene-heterocycloalkyl, -(C₀-C₃) alkylene-aryl, -(C₀-C₃) alkylene-heteroaryl or -N(R₇)-(C₀-C₃) alkylene-heterocycloalkyl, wherein the heterocycloalkyl, aryl and heteroaryl are optionally substituted with one to three R₁₃. In another embodiment, R₅ is -(C₀-C₃) alkylene-C(O)OH, -(C₀-C₃) alkylene-heterocycloalkyl, -(C₀-C₃) alkylene-heteroaryl or

-N(R₇)-(C₀-C₃) alkylene-heterocycloalkyl, wherein the heterocycloalkyl and heteroaryl are optionally substituted with one to three R₁₃. In another embodiment, R₅ is

-(C₀-C₃) alkylene-heterocycloalkyl, -(C₀-C₃) alkylene-heteroaryl or

-N(R₇)-(C₀-C₃) alkylene-heterocycloalkyl, wherein the heterocycloalkyl and heteroaryl are optionally substituted with one to three R₁₃. In another embodiment, R₅ is

-(C₀-C₃) alkylene-heterocycloalkyl, -O-heterocycloalkyl, -(C₀-C₃) alkylene-heteroaryl or

-N(R₇)-(C₀-C₃) alkylene-heterocycloalkyl, wherein the heterocycloalkyl and heteroaryl are optionally substituted with one to three R₁₃. In another embodiment, R₅ is

-O-heterocycloalkyl optionally substituted with one to three R₁₃.

[0088] In some embodiments of the Formulae above, R₆ is H, (C₁-C₄) alkyl, (C₁-C₄) alkoxy, (C₁-C₄) haloalkyl, (C₁-C₄) haloalkoxy, halogen, -OH, -CN, (C₃-C₈) cycloalkyl, heterocycloalkyl, aryl, or heteroaryl, wherein the alkyl is optionally substituted with one or more (C₁-C₄) alkoxy or -OH, and wherein the cycloalkyl, heterocycloalkyl, aryl, and heteroaryl are optionally substituted with one to three R₁₄. In another embodiment, R₆ is H, (C₁-C₄) alkyl, (C₁-C₄) alkoxy, (C₁-C₄) haloalkyl, (C₁-C₄) haloalkoxy, halogen, -OH, -CN, (C₃-C₈) cycloalkyl, aryl, or heteroaryl, wherein the alkyl is optionally substituted with one or more (C₁-C₄) alkoxy or -OH, and wherein the cycloalkyl, aryl, and heteroaryl are optionally substituted with one to three R₁₄.

[0089] In another embodiment, R₅ and R₆ together when on adjacent atoms form a (C₃-C₈) cycloalkyl ring optionally substituted with one to three R₁₅. In yet another embodiment, R₅ and R₆ together when on adjacent atoms form a heterocycloalkyl ring optionally substituted with one to three R₁₅. In another embodiment, R₅ and R₆ together when on adjacent atoms form an aryl ring optionally substituted with one to three R₁₅. In yet another embodiment, R₅ and R₆ together when on adjacent atoms form a heteroaryl ring optionally substituted with one to three R₁₅.

[0090] In another embodiment, two R₆ together when on adjacent atoms form a (C₃-C₈) cycloalkyl ring. In yet another embodiment, two R₆ together when on adjacent atoms form a heterocycloalkyl ring. In another embodiment, two R₆ together when on adjacent atoms form an aryl ring. In yet another embodiment, two R₆ together when on adjacent atoms form a heteroaryl ring.

[0091] In some embodiments of the Formulae above, R₇ is H or (C₁-C₃) alkyl. In another embodiment, R₇ is H. In yet another embodiment, R₇ is (C₁-C₃) alkyl. In another embodiment, R₇ is H, methyl, ethyl, n-propyl, or iso-propyl. In another embodiment, R₇ is H, methyl, or ethyl.

[0092] In some embodiments of the Formulae above, R₈ is H, (C₁-C₃) alkyl, or -C(O)(C₁-C₃) alkyl. In another embodiment, R₈ is H, (C₁-C₃) alkyl, or -C(O)(C₁-C₂) alkyl. In yet another embodiment, R₈ is H, methyl, ethyl, n-propyl, iso-propyl, -C(O)CH₃, or -C(O)CH₂CH₃.

[0093] In some embodiments of the Formulae above, R₉ is H, (C₁-C₃) alkyl, or -C(O)(C₁-C₃) alkyl. In another embodiment, R₉ is H, (C₁-C₃) alkyl, or -C(O)(C₁-C₂) alkyl. In yet another embodiment, R₉ is H, methyl, ethyl, n-propyl, iso-propyl, -C(O)CH₃, or -C(O)CH₂CH₃.

[0094] In some embodiments of the Formulae above, R₁₀ is H, (C₁-C₃) alkyl, or -C(O)(C₁-C₃) alkyl. In another embodiment, R₁₀ is H, (C₁-C₃) alkyl, or -C(O)(C₁-C₂) alkyl. In yet another embodiment, R₁₀ is H, methyl, ethyl, n-propyl, iso-propyl, -C(O)CH₃, or -C(O)CH₂CH₃. In another embodiment, R₁₀ is H.

[0095] In some embodiments of the Formulae above, R₁₁ is H, (C₁-C₃) alkyl, or -C(O)(C₁-C₃) alkyl. In another embodiment, R₁₁ is H, (C₁-C₃) alkyl, or -C(O)(C₁-C₂) alkyl. In yet another embodiment, R₁₁ is H, methyl, ethyl, n-propyl, iso-propyl, -C(O)CH₃, or -C(O)CH₂CH₃. In another embodiment, R₁₁ is H.

[0096] In some embodiments of the Formulae above, R₁₂ is (C₁-C₃) alkyl, (C₁-C₃) alkoxy, (C₁-C₃) haloalkyl, (C₁-C₃) haloalkoxy, halogen, or -OH. In another embodiment, R₁₂ is (C₁-C₃) alkyl, (C₁-C₃) haloalkyl, halogen, or -OH. In yet another embodiment, R₁₂ is (C₁-C₃) alkyl, halogen, or -OH. In another embodiment, R₁₂ is (C₁-C₃) alkyl or -OH. In yet another embodiment, R₁₂ is -OH.

[0097] In some embodiments of the Formulae above, R₁₃ is (C₁-C₄) alkyl, (C₁-C₄) alkoxy, (C₁-C₄) haloalkyl, (C₁-C₄) haloalkoxy, (C₁-C₄) hydroxyalkyl, halogen, (C₃-C₈) cycloalkyl, -C(O)NR₁₈R₁₉, -S(O)₂(C₁-C₆) alkyl, -OH, or -NR₁₆R₁₇, wherein the alkyl is optionally substituted with one to three substituents independently selected from (C₁-C₆) alkoxy, OH, and heterocycloalkyl. In another embodiment, R₁₃ is (C₁-C₄) alkyl, (C₁-C₄) alkoxy,

(C₁-C₄) hydroxyalkyl, halogen, (C₃-C₈) cycloalkyl, -C(O)NR₁₈R₁₉, -S(O)₂(C₁-C₆) alkyl, -OH, or -NR₁₆R₁₇, wherein the alkyl is optionally substituted with one to three substituents independently selected from (C₁-C₆) alkoxy, OH, and heterocycloalkyl. In yet another embodiment, R₁₃ is (C₁-C₄) alkyl, (C₁-C₄) alkoxy, (C₁-C₄) hydroxyalkyl, halogen, (C₃-C₈) cycloalkyl, or -NR₁₆R₁₇, wherein the alkyl is optionally substituted with one to three substituents independently selected from (C₁-C₆) alkoxy, OH, and heterocycloalkyl. In another embodiment, R₁₃ is (C₁-C₄) alkyl, (C₃-C₈) cycloalkyl, -C(O)NR₁₈R₁₉, -S(O)₂(C₁-C₆) alkyl, -OH, or -NR₁₆R₁₇, wherein the alkyl is optionally substituted with one to three substituents independently selected from (C₁-C₆) alkoxy, OH, and heterocycloalkyl. In yet another embodiment, R₁₃ is (C₁-C₄) alkyl, (C₃-C₈) cycloalkyl, or -NR₁₆R₁₇, wherein the alkyl is optionally substituted with one to three substituents independently selected from (C₁-C₆) alkoxy, OH, and heterocycloalkyl.

[0098] In another embodiment, two R₁₃ together when attached to the same carbon can form -C(O) when R₅ is -(C₀-C₃) alkylene-heterocycloalkyl or -N(R₇)-(C₀-C₃) alkylene-heterocycloalkyl. In yet another embodiment, two R₁₃ together when attached to the same atom form a (C₃-C₈) spirocycloalkyl optionally substituted with one to three R₂₀ when R₅ is -(C₀-C₃) alkylene-heterocycloalkyl or -N(R₇)-(C₀-C₃) alkylene-heterocycloalkyl. In another embodiment, two R₁₃ together when attached to the same atom form a (C₃-C₈) spiroheterocycloalkyl optionally substituted with one to three R₂₀ when R₅ is -(C₀-C₃) alkylene-heterocycloalkyl or -N(R₇)-(C₀-C₃) alkylene-heterocycloalkyl. In another embodiment, two R₁₃ together when on adjacent atoms form a heterocycloalkyl ring optionally substituted with one to three R₂₀. In another embodiment, two R₁₃ together when on adjacent atoms form a heteroaryl ring optionally substituted with one to three R₂₀. In another embodiment, two R₁₃ together with the atoms to which they are attached can form a bridged heterocycloalkyl ring optionally substituted with one to three R₂₀ when R₅ is -(C₀-C₃) alkylene-heterocycloalkyl or -N(R₇)-(C₀-C₃) alkylene-heterocycloalkyl.

[0099] In another embodiment, two R₁₃ together when attached to the same carbon can form -C(O) when R₅ is -(C₀-C₃) alkylene-heterocycloalkyl, -O-heterocycloalkyl, or -N(R₇)-(C₀-C₃) alkylene-heterocycloalkyl. In yet another embodiment, two R₁₃ together when attached to the same atom form a (C₃-C₈) spirocycloalkyl optionally substituted with one or more R₂₀ when R₅ is -(C₀-C₃) alkylene-heterocycloalkyl, -O-heterocycloalkyl, or

-N(R₇)-(C₀-C₃) alkylene-heterocycloalkyl. In another embodiment, two R₁₃ together when attached to the same atom form a (C₃-C₈) spiroheterocycloalkyl optionally substituted with one or more R₂₀ when R₅ is -(C₀-C₃) alkylene-heterocycloalkyl, -O-heterocycloalkyl, or -N(R₇)-(C₀-C₃) alkylene-heterocycloalkyl. In another embodiment, two R₁₃ together with the atoms to which they are attached can form a bridged heterocycloalkyl ring optionally substituted with one or more R₂₀ when R₅ is -(C₀-C₃) alkylene-heterocycloalkyl, -O-heterocycloalkyl, or -N(R₇)-(C₀-C₃) alkylene-heterocycloalkyl.

[00100] In some embodiments of the Formulae above, R₁₄ is (C₁-C₄) alkyl, (C₁-C₄) alkoxy, (C₁-C₄) haloalkyl, (C₁-C₄) haloalkoxy, halogen, cycloalkyl, heterocycloalkyl, or -C(O)-heterocycloalkyl, wherein the alkyl is optionally substituted with one to three substituents independently selected from (C₁-C₄) alkoxy and -OH. In another embodiment, R₁₄ is (C₁-C₄) alkyl, (C₁-C₄) haloalkyl, halogen, heterocycloalkyl, or -C(O)-heterocycloalkyl, wherein the alkyl is optionally substituted with one to three substituents independently selected from (C₁-C₄) alkoxy and -OH.

[00101] In some embodiments of the Formulae above, R₁₅ is (C₁-C₄) alkyl, (C₁-C₄) alkoxy, (C₁-C₄) haloalkyl, (C₁-C₄) haloalkoxy, halogen, -OH, -CN, -C(O)OH, or -C(O)O(C₁-C₄) alkyl. In another embodiment, R₁₅ is (C₁-C₄) alkyl, (C₁-C₄) haloalkyl, halogen, -OH, -CN, -C(O)OH, or -C(O)O(C₁-C₄) alkyl. In yet another embodiment, R₁₅ is (C₁-C₄) alkyl, halogen, -OH, -CN, -C(O)OH, or -C(O)O(C₁-C₄) alkyl. In another embodiment, R₁₅ is (C₁-C₄) alkyl, -OH, -C(O)OH, or -C(O)O(C₁-C₄) alkyl. In another embodiment, R₁₅ is -C(O)OH, or -C(O)O(C₁-C₄) alkyl.

[00102] In some embodiments of the Formulae above, R₁₆ is H, (C₁-C₄) alkyl, (C₃-C₈) cycloalkyl, -CH₂C(O)NH₂, -S(O)₂(C₁-C₄) alkyl, -S(O)₂(C₆-C₁₀) aryl or -C(O)(C₁-C₄) alkyl. In another embodiment, R₁₆ is H, (C₁-C₄) alkyl, (C₃-C₆) cycloalkyl, -CH₂C(O)NH₂, -S(O)₂(C₁-C₄) alkyl, -S(O)₂(C₆-C₁₀) aryl, or -C(O)(C₁-C₄) alkyl. In yet another embodiment, R₁₆ is H, (C₁-C₄) alkyl or (C₃-C₆) cycloalkyl. In another embodiment, R₁₆ is H, (C₁-C₄) alkyl -CH₂C(O)NH₂, -S(O)₂(C₁-C₄) alkyl, -S(O)₂(C₆-C₁₀) aryl, or -C(O)(C₁-C₄) alkyl.

[00103] In some embodiments of the Formulae above, R₁₇ is H, (C₁-C₄) alkyl, (C₃-C₈) cycloalkyl, -CH₂C(O)NH₂, -S(O)₂(C₁-C₄) alkyl, -S(O)₂(C₆-C₁₀) aryl or -C(O)(C₁-C₄) alkyl. In another embodiment, R₁₇ is H, (C₁-C₄) alkyl, (C₃-C₆) cycloalkyl, -CH₂C(O)NH₂,

-S(O)₂(C₁-C₄) alkyl, -S(O)₂(C₆-C₁₀) aryl, or -C(O)(C₁-C₄) alkyl. In yet another embodiment, R₁₇ is H, (C₁-C₄) alkyl or (C₃-C₆) cycloalkyl. In another embodiment, R₁₇ is H, (C₁-C₄) alkyl -CH₂C(O)NH₂, -S(O)₂(C₁-C₄) alkyl, -S(O)₂(C₆-C₁₀) aryl, or -C(O)(C₁-C₄) alkyl.

[00104] In some embodiments of the Formulae above, R₁₈ is H or (C₁-C₃) alkyl. In another embodiment, R₁₈ is H, methyl, ethyl, n-propyl, or iso-propyl.

[00105] In some embodiments of the Formulae above, R₁₉ is H or (C₁-C₃) alkyl. In another embodiment, R₁₉ is H, methyl, ethyl, n-propyl, or iso-propyl.

[00106] In some embodiments of the Formulae above, R₂₀ is (C₁-C₃) alkyl, (C₁-C₃) alkoxy, (C₁-C₃) haloalkyl, (C₁-C₃) haloalkoxy, or halogen. In another embodiment, R₂₀ is (C₁-C₂) alkyl, (C₁-C₂) alkoxy, (C₁-C₂) haloalkyl, (C₁-C₂) haloalkoxy, or halogen. In yet another embodiment, R₂₀ is (C₁-C₂) alkyl, (C₁-C₂) haloalkyl, or halogen. In another embodiment, R₂₀ is (C₁-C₂) alkyl, or (C₁-C₂) haloalkyl. In another embodiment, R₂₀ is (C₁-C₃) alkyl. In another embodiment, R₂₀ is methyl, ethyl, n-propyl, or iso-propyl.

[00107] In another embodiment, two R₂₀ together when attached to the same carbon form -C(O).

[00108] In some embodiments of the Formulae above, n is 0, 1, or 2. In another embodiment, n is 0 or 1. In yet another embodiment, n is 1, 2, or 3. In another embodiment, n is 1 or 2. In another embodiment, n is 2 or 3. In another embodiment, n is 0. In another embodiment, n is 1. In another embodiment, n is 2. In another embodiment, n is 3.

[00109] In some embodiments of the Formulae above,

R₅ is -(C₀-C₃) alkylene-C(O)OH, -(C₀-C₃) alkylene-heterocycloalkyl, -(C₀-C₃) alkylene-aryl, -(C₀-C₃) alkylene-heteroaryl or -N(R₇)-(C₀-C₃) alkylene-heterocycloalkyl, wherein the heterocycloalkyl, aryl and heteroaryl are optionally substituted with one or more R₁₃; and

each R₁₃ is independently at each occurrence (C₁-C₆) alkyl, (C₁-C₆) alkoxy, (C₁-C₆) haloalkyl, (C₁-C₆) haloalkoxy, (C₁-C₆) hydroxyalkyl, halogen, (C₃-C₈) cycloalkyl, -C(O)NR₁₈R₁₉, -S(O)₂(C₁-C₆) alkyl, -OH, or -NR₁₆R₁₇, wherein the alkyl is optionally substituted with one or more substituents independently selected from (C₁-C₆) alkoxy, OH, and heterocycloalkyl; or

two R₁₃ together when attached to the same carbon can form --C(=O) when R₅ is $\text{--(C}_0\text{--C}_3\text{) alkylene-heterocycloalkyl}$ or $\text{--N(R}_7\text{)--(C}_0\text{--C}_3\text{) alkylene-heterocycloalkyl}$; or two R₁₃ together when attached to the same atom form a (C₃–C₈) spirocycloalkyl optionally substituted with one or more R₂₀ when R₅ is $\text{--(C}_0\text{--C}_3\text{) alkylene-heterocycloalkyl}$ or $\text{--N(R}_7\text{)--(C}_0\text{--C}_3\text{) alkylene-heterocycloalkyl}$; or two R₁₃ together when attached to the same atom form a (C₃–C₈) spiroheterocycloalkyl optionally substituted with one or more R₂₀ when R₅ is $\text{--(C}_0\text{--C}_3\text{) alkylene-heterocycloalkyl}$ or $\text{--N(R}_7\text{)--(C}_0\text{--C}_3\text{) alkylene-heterocycloalkyl}$; or two R₁₃ together when on adjacent atoms form a heterocycloalkyl ring optionally substituted with one or more R₂₀; or two R₁₃ together when on adjacent atoms form a heteroaryl ring optionally substituted with one or more R₂₀; or two R₁₃ together with the atoms to which they are attached can form a bridged heterocycloalkyl ring optionally substituted with one or more R₂₀ when R₅ is $\text{--(C}_0\text{--C}_3\text{) alkylene-heterocycloalkyl}$ or $\text{--N(R}_7\text{)--(C}_0\text{--C}_3\text{) alkylene-heterocycloalkyl}$.

[00110] In some embodiments of the Formulae above, X is CH.

[00111] In some embodiments of the Formulae above, R₃ is H or CH₃ and R₄ is H or CH₃.

[00112] In some embodiments of the Formulae above, R₃ is H or CH₃, R₄ is H or CH₃, and R_{4'} is H, fluoro, or CH₃.

[00113] In some embodiments of the Formulae above, R₂ is H, (C₁–C₆) alkyl, (C₁–C₆) haloalkyl, halogen, (C₃–C₈) cycloalkyl, or --NH_2 .

[00114] In some embodiments of the Formulae above, R₁ and R₂ together form a (C₃–C₈) cycloalkyl optionally substituted with one or more R₁₂.

[00115] In some embodiments of the Formulae above, R₁ is H and R₂ is (C₁–C₆) alkyl.

[00116] In some embodiments of the Formulae above, R₁ is (C₁–C₆) alkyl and R₂ is H.

[00117] In some embodiments of the Formulae above, only one of R₁ or R₂ is H.

[00118] In some embodiments of the Formulae above, R₁ is (C₁–C₆) alkyl, (C₁–C₆) alkoxy, (C₁–C₆) haloalkyl, (C₁–C₆) haloalkoxy, (C₁–C₆) hydroxyalkyl, halogen, (C₃–C₈) cycloalkyl, --CN , or $\text{--NR}_8\text{R}_9$ and R₂ is H, (C₁–C₆) alkyl, (C₁–C₆) alkoxy, (C₁–C₆) haloalkyl, (C₁–C₆) haloalkoxy, (C₁–C₆) hydroxyalkyl, halogen, (C₃–C₈) cycloalkyl, or $\text{--NR}_{10}\text{R}_{11}$.

[00119] In some embodiments of the Formulae above, R₁ is H, (C₁–C₆) alkyl, (C₁–C₆) alkoxy, (C₁–C₆) haloalkyl, (C₁–C₆) haloalkoxy, (C₁–C₆) hydroxyalkyl, halogen, (C₃–C₈) cycloalkyl, --CN ,

or $-NR_8R_9$ and R_2 is (C₁-C₆) alkyl, (C₁-C₆) alkoxy, (C₁-C₆) haloalkyl, (C₁-C₆) haloalkoxy, (C₁-C₆) hydroxyalkyl, halogen, (C₃-C₈) cycloalkyl, or $-NR_{10}R_{11}$.

[00120] In some embodiments of the Formulae above, one of R_1 or R_2 is H and the other is (C₁-C₆) alkyl.

[00121] In another embodiment, R_1 is H, (C₁-C₄) alkyl, (C₁-C₄) alkoxy, (C₁-C₄) haloalkyl, (C₁-C₄) haloalkoxy, (C₁-C₄) hydroxyalkyl, halogen, (C₃-C₆) cycloalkyl, or $-NR_8R_9$; and R_2 is (C₁-C₃) alkyl, (C₁-C₃) alkoxy, (C₁-C₃) haloalkyl, (C₁-C₃) haloalkoxy, (C₁-C₃) hydroxyalkyl, halogen, (C₃-C₆) cycloalkyl, or $-NR_{10}R_{11}$.

[00122] In some embodiments of the Formulae above, X is CR₆. In another embodiment, X is CR₆ and R_1 is H, (C₁-C₄) alkyl, (C₁-C₄) alkoxy, (C₁-C₄) haloalkyl, (C₁-C₄) haloalkoxy, (C₁-C₄) hydroxyalkyl, halogen, (C₃-C₈) cycloalkyl, or $-NR_8R_9$. In yet another embodiment, X is CR₆, R_1 is H, (C₁-C₄) alkyl, (C₁-C₄) alkoxy, (C₁-C₄) haloalkyl, (C₁-C₄) haloalkoxy, (C₁-C₄) hydroxyalkyl, halogen, (C₃-C₈) cycloalkyl, or $-NR_8R_9$, and R_2 is H, (C₁-C₄) alkyl, (C₁-C₄) haloalkyl, halogen, (C₃-C₈) cycloalkyl, or $-NR_{10}R_{11}$. In another embodiment, X is CR₆, R_1 is H, (C₁-C₄) alkyl, (C₁-C₄) alkoxy, (C₁-C₄) haloalkyl, (C₁-C₄) haloalkoxy, (C₁-C₄) hydroxyalkyl, halogen, (C₃-C₈) cycloalkyl, or $-NR_8R_9$, R_2 is H, (C₁-C₄) alkyl, (C₁-C₄) haloalkyl, halogen, (C₃-C₈) cycloalkyl, or $-NR_{10}R_{11}$, and R_3 is H or (C₁-C₃) alkyl. In another embodiment, X is CR₆, R_1 is H, (C₁-C₄) alkyl, (C₁-C₄) alkoxy, (C₁-C₄) haloalkyl, (C₁-C₄) haloalkoxy, (C₁-C₄) hydroxyalkyl, halogen, (C₃-C₈) cycloalkyl, or $-NR_8R_9$, R_2 is H, (C₁-C₄) alkyl, (C₁-C₄) haloalkyl, halogen, (C₃-C₈) cycloalkyl, or $-NR_{10}R_{11}$, R_3 is H or (C₁-C₃) alkyl, and R_4 is H or (C₁-C₃) alkyl. In another embodiment, X is CR₆, R_1 is H, (C₁-C₄) alkyl, (C₁-C₄) alkoxy, (C₁-C₄) haloalkyl, (C₁-C₄) haloalkoxy, (C₁-C₄) hydroxyalkyl, halogen, (C₃-C₈) cycloalkyl, or $-NR_8R_9$, R_2 is H, (C₁-C₄) alkyl, (C₁-C₄) haloalkyl, halogen, (C₃-C₈) cycloalkyl, or $-NR_{10}R_{11}$, R_3 is H or (C₁-C₃) alkyl, R_4 is H or (C₁-C₃) alkyl, and R_4' is H or (C₁-C₃) alkyl.

[00123] In another embodiment, X is CR₆, R_1 is H, (C₁-C₄) alkyl, (C₁-C₄) alkoxy, (C₁-C₄) haloalkyl, (C₁-C₄) haloalkoxy, (C₁-C₄) hydroxyalkyl, halogen, (C₃-C₈) cycloalkyl, or $-NR_8R_9$, R_2 is H, (C₁-C₄) alkyl, (C₁-C₄) haloalkyl, halogen, (C₃-C₈) cycloalkyl, or $-NR_{10}R_{11}$, R_3 is H or (C₁-C₃) alkyl, R_4 is H or (C₁-C₃) alkyl, R_4' is H or (C₁-C₃) alkyl, and R_5 is $-(C_0-C_3)$ alkylene-heterocycloalkyl optionally substituted with one or more R_{13} .

[00124] In another embodiment, X is CR₆, R₁ is H, (C₁-C₄) alkyl, (C₁-C₄) alkoxy, (C₁-C₄) haloalkyl, (C₁-C₄) haloalkoxy, (C₁-C₄) hydroxyalkyl, halogen, (C₃-C₈) cycloalkyl, or -NR₈R₉, R₂ is H, (C₁-C₄) alkyl, (C₁-C₄) haloalkyl, halogen, (C₃-C₈) cycloalkyl, or -NR₁₀R₁₁, R₃ is H or (C₁-C₃) alkyl, R₄ is H or (C₁-C₃) alkyl, R_{4'} is H or (C₁-C₃) alkyl, and R₅ is -(C₀-C₃) alkylene-C(O)OH.

[00125] In another embodiment, X is CR₆, R₁ is H, (C₁-C₄) alkyl, (C₁-C₄) alkoxy, (C₁-C₄) haloalkyl, (C₁-C₄) haloalkoxy, (C₁-C₄) hydroxyalkyl, halogen, (C₃-C₈) cycloalkyl, or -NR₈R₉, R₂ is H, (C₁-C₄) alkyl, (C₁-C₄) haloalkyl, halogen, (C₃-C₈) cycloalkyl, or -NR₁₀R₁₁, R₃ is H or (C₁-C₃) alkyl, R₄ is H or (C₁-C₃) alkyl, R_{4'} is H or (C₁-C₃) alkyl, and R₅ is -(C₀-C₃) alkylene-heteroaryl optionally substituted with one or more R₁₃.

[00126] In another embodiment, X is CR₆, R₁ is H, (C₁-C₄) alkyl, (C₁-C₄) alkoxy, (C₁-C₄) haloalkyl, (C₁-C₄) haloalkoxy, (C₁-C₄) hydroxyalkyl, halogen, (C₃-C₈) cycloalkyl, or -NR₈R₉, R₂ is H, (C₁-C₄) alkyl, (C₁-C₄) haloalkyl, halogen, (C₃-C₈) cycloalkyl, or -NR₁₀R₁₁, R₃ is H or (C₁-C₃) alkyl, R₄ is H or (C₁-C₃) alkyl, R_{4'} is H or (C₁-C₃) alkyl, and R₅ is -N(R₇)-(C₀-C₃) alkylene-heterocycloalkyl optionally substituted with one or more R₁₃.

[00127] In another embodiment, X is CR₆, R₁ is H, (C₁-C₄) alkyl, (C₁-C₄) alkoxy, (C₁-C₄) haloalkyl, (C₁-C₄) haloalkoxy, (C₁-C₄) hydroxyalkyl, halogen, (C₃-C₈) cycloalkyl, or -NR₈R₉, R₂ is H, (C₁-C₄) alkyl, (C₁-C₄) haloalkyl, halogen, (C₃-C₈) cycloalkyl, or -NR₁₀R₁₁, R₃ is H or (C₁-C₃) alkyl, R₄ is H or (C₁-C₃) alkyl, R_{4'} is H or (C₁-C₃) alkyl, and R₅ is -(C₀-C₃) alkylene-aryl optionally substituted with one or more R₁₃.

[00128] In another embodiment, X is CR₆, R₁ is H, (C₁-C₄) alkyl, (C₁-C₄) alkoxy, (C₁-C₄) haloalkyl, (C₁-C₄) haloalkoxy, (C₁-C₄) hydroxyalkyl, halogen, (C₃-C₈) cycloalkyl, or -NR₈R₉, R₂ is H, (C₁-C₄) alkyl, (C₁-C₄) haloalkyl, halogen, (C₃-C₈) cycloalkyl, or -NR₁₀R₁₁, R₃ is H or (C₁-C₃) alkyl, R₄ is H or (C₁-C₃) alkyl, R_{4'} is H or (C₁-C₃) alkyl, and R₅ and R₆ together when on adjacent atoms form a (C₄-C₈) cycloalkyl ring optionally substituted with one or more R₁₅.

[00129] In another embodiment, X is CR₆, R₁ is H, (C₁-C₄) alkyl, (C₁-C₄) alkoxy, (C₁-C₄) haloalkyl, (C₁-C₄) haloalkoxy, (C₁-C₄) hydroxyalkyl, halogen, (C₃-C₈) cycloalkyl, or

–NR₈R₉, R₂ is H, (C₁-C₄) alkyl, (C₁-C₄) haloalkyl, halogen, (C₃-C₈) cycloalkyl, or –NR₁₀R₁₁, R₃ is H or (C₁-C₃) alkyl, R₄ is H or (C₁-C₃) alkyl, R_{4'} is H or (C₁-C₃) alkyl, and R₅ and R₆ together when on adjacent atoms form a heterocycloalkyl ring optionally substituted with one or more R₁₅.

[00130] In some embodiments of the Formulae above, X is N. In another embodiment, X is N and R₁ is H, (C₁-C₄) alkyl, (C₁-C₄) alkoxy, (C₁-C₄) haloalkyl, (C₁-C₄) haloalkoxy, (C₁-C₄) hydroxyalkyl, halogen, (C₃-C₈) cycloalkyl, or –NR₈R₉. In yet another embodiment, X is N, R₁ is H, (C₁-C₄) alkyl, (C₁-C₄) alkoxy, (C₁-C₄) haloalkyl, (C₁-C₄) haloalkoxy, (C₁-C₄) hydroxyalkyl, halogen, (C₃-C₈) cycloalkyl, or –NR₈R₉, and R₂ is H, (C₁-C₄) alkyl, (C₁-C₄) haloalkyl, halogen, (C₃-C₈) cycloalkyl, or –NR₁₀R₁₁. In another embodiment, X is N, R₁ is H, (C₁-C₄) alkyl, (C₁-C₄) alkoxy, (C₁-C₄) haloalkyl, (C₁-C₄) haloalkoxy, (C₁-C₄) hydroxyalkyl, halogen, (C₃-C₈) cycloalkyl, or –NR₈R₉, R₂ is H, (C₁-C₄) alkyl, (C₁-C₄) haloalkyl, halogen, (C₃-C₈) cycloalkyl, or –NR₁₀R₁₁, and R₃ is H or (C₁-C₃) alkyl. In another embodiment, X is N, R₁ is H, (C₁-C₄) alkyl, (C₁-C₄) alkoxy, (C₁-C₄) haloalkyl, (C₁-C₄) haloalkoxy, (C₁-C₄) hydroxyalkyl, halogen, (C₃-C₈) cycloalkyl, or –NR₈R₉, R₂ is H, (C₁-C₄) alkyl, (C₁-C₄) haloalkyl, halogen, (C₃-C₈) cycloalkyl, or –NR₁₀R₁₁, R₃ is H or (C₁-C₃) alkyl, and R₄ is H or (C₁-C₃) alkyl. In yet another embodiment, X is N, R₁ is H, (C₁-C₄) alkyl, (C₁-C₄) alkoxy, (C₁-C₄) haloalkyl, (C₁-C₄) haloalkoxy, (C₁-C₄) hydroxyalkyl, halogen, (C₃-C₈) cycloalkyl, or –NR₈R₉, R₂ is H, (C₁-C₄) alkyl, (C₁-C₄) haloalkyl, halogen, (C₃-C₈) cycloalkyl, or –NR₁₀R₁₁, R₃ is H or (C₁-C₃) alkyl, R₄ is H or (C₁-C₃) alkyl, and R_{4'} is H or (C₁-C₃) alkyl.

[00131] In another embodiment, X is N, R₁ is H, (C₁-C₄) alkyl, (C₁-C₄) alkoxy, (C₁-C₄) haloalkyl, (C₁-C₄) haloalkoxy, (C₁-C₄) hydroxyalkyl, halogen, (C₃-C₈) cycloalkyl, or –NR₈R₉, R₂ is H, (C₁-C₄) alkyl, (C₁-C₄) haloalkyl, halogen, (C₃-C₈) cycloalkyl, or –NR₁₀R₁₁, R₃ is H or (C₁-C₃) alkyl, R₄ is H or (C₁-C₃) alkyl, R_{4'} is H or (C₁-C₃) alkyl, and R₅ is –(C₀-C₃) alkylene-heterocycloalkyl optionally substituted with one or more R₁₃.

[00132] In another embodiment, X is N, R₁ is H, (C₁-C₄) alkyl, (C₁-C₄) alkoxy, (C₁-C₄) haloalkyl, (C₁-C₄) haloalkoxy, (C₁-C₄) hydroxyalkyl, halogen, (C₃-C₈) cycloalkyl, or –NR₈R₉, R₂ is H, (C₁-C₄) alkyl, (C₁-C₄) haloalkyl, halogen, (C₃-C₈) cycloalkyl, or –NR₁₀R₁₁, R₃ is H or (C₁-C₃) alkyl, R₄ is H or (C₁-C₃) alkyl, R_{4'} is H or (C₁-C₃) alkyl, and R₅ is –(C₀-C₃) alkylene-C(O)OH.

[00133] In another embodiment, X is N, R₁ is H, (C₁-C₄) alkyl, (C₁-C₄) alkoxy, (C₁-C₄) haloalkyl, (C₁-C₄) haloalkoxy, (C₁-C₄) hydroxyalkyl, halogen, (C₃-C₈) cycloalkyl, or -NR₈R₉, R₂ is H, (C₁-C₄) alkyl, (C₁-C₄) haloalkyl, halogen, (C₃-C₈) cycloalkyl, or -NR₁₀R₁₁, R₃ is H or (C₁-C₃) alkyl, R₄ is H or (C₁-C₃) alkyl, R_{4'} is H or (C₁-C₃) alkyl, and R₅ is -(C₀-C₃) alkylene-heteroaryl optionally substituted with one or more R₁₃.

[00134] In another embodiment, X is N, R₁ is H, (C₁-C₄) alkyl, (C₁-C₄) alkoxy, (C₁-C₄) haloalkyl, (C₁-C₄) haloalkoxy, (C₁-C₄) hydroxyalkyl, halogen, (C₃-C₈) cycloalkyl, or -NR₈R₉, R₂ is H, (C₁-C₄) alkyl, (C₁-C₄) haloalkyl, halogen, (C₃-C₈) cycloalkyl, or -NR₁₀R₁₁, R₃ is H or (C₁-C₃) alkyl, R₄ is H or (C₁-C₃) alkyl, R_{4'} is H or (C₁-C₃) alkyl, and R₅ is -N(R₇)-(C₀-C₃) alkylene-heterocycloalkyl optionally substituted with one or more R₁₃.

[00135] In another embodiment, X is N, R₁ is H, (C₁-C₄) alkyl, (C₁-C₄) alkoxy, (C₁-C₄) haloalkyl, (C₁-C₄) haloalkoxy, (C₁-C₄) hydroxyalkyl, halogen, (C₃-C₈) cycloalkyl, or -NR₈R₉, R₂ is H, (C₁-C₄) alkyl, (C₁-C₄) haloalkyl, halogen, (C₃-C₈) cycloalkyl, or -NR₁₀R₁₁, R₃ is H or (C₁-C₃) alkyl, R₄ is H or (C₁-C₃) alkyl, R_{4'} is H or (C₁-C₃) alkyl, and R₅ is -(C₀-C₃) alkylene-aryl optionally substituted with one or more R₁₃.

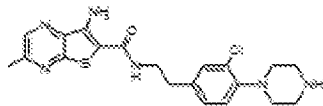
[00136] In another embodiment, X is N, R₁ is H, (C₁-C₄) alkyl, (C₁-C₄) alkoxy, (C₁-C₄) haloalkyl, (C₁-C₄) haloalkoxy, (C₁-C₄) hydroxyalkyl, halogen, (C₃-C₈) cycloalkyl, or -NR₈R₉, R₂ is H, (C₁-C₄) alkyl, (C₁-C₄) haloalkyl, halogen, (C₃-C₈) cycloalkyl, or -NR₁₀R₁₁, R₃ is H or (C₁-C₃) alkyl, R₄ is H or (C₁-C₃) alkyl, R_{4'} is H or (C₁-C₃) alkyl, and R₅ and R₆ together when on adjacent atoms form a (C₄-C₈) cycloalkyl ring optionally substituted with one or more R₁₅.

[00137] In another embodiment, X is N, R₁ is H, (C₁-C₄) alkyl, (C₁-C₄) alkoxy, (C₁-C₄) haloalkyl, (C₁-C₄) haloalkoxy, (C₁-C₄) hydroxyalkyl, halogen, (C₃-C₈) cycloalkyl, or -NR₈R₉, R₂ is H, (C₁-C₄) alkyl, (C₁-C₄) haloalkyl, halogen, (C₃-C₈) cycloalkyl, or -NR₁₀R₁₁, R₃ is H or (C₁-C₃) alkyl, R₄ is H or (C₁-C₃) alkyl, R_{4'} is H or (C₁-C₃) alkyl, and R₅ and R₆ together when on adjacent atoms form a heterocycloalkyl ring optionally substituted with one or more R₁₅.

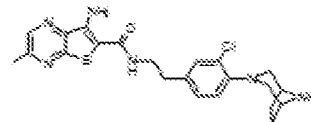
[00138] Non-limiting illustrative compounds of the disclosure include:



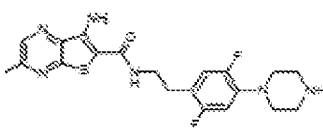
1-1. 7-amino-3-methyl-N-(4-(piperazin-1-yl)phenethyl)thieno[2,3-b]pyrazine-5-carboxamide



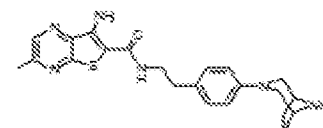
1-2. 7-amino-N-(3-chloro-4-(piperazin-1-yl)phenethyl)-3-methylthieno[2,3-b]pyrazine-5-carboxamide



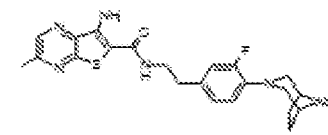
1-3. N-(4-(3,8-diazabicyclo[3.2.1]octan-3-yl)-3-chlorophenethyl)-7-amino-3-methylthieno[2,3-b]pyrazine-5-carboxamide



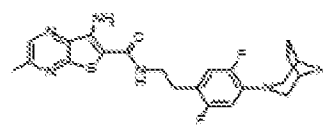
1-4. 7-amino-N-(2,5-difluoro-4-(piperazin-1-yl)phenethyl)-3-methylthieno[2,3-b]pyrazine-5-carboxamide



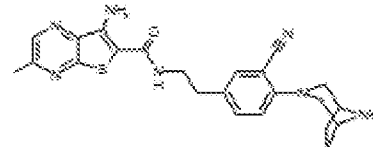
1-5. N-(4-(3,8-diazabicyclo[3.2.1]octan-3-yl)phenethyl)-7-amino-3-methylthieno[2,3-b]pyrazine-5-carboxamide



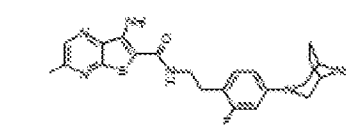
1-6. N-(4-(3,8-diazabicyclo[3.2.1]octan-3-yl)-3-fluorophenethyl)-7-amino-3-methylthieno[2,3-b]pyrazine-5-carboxamide



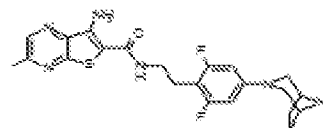
1-7. N-(4-(3,8-diazabicyclo[3.2.1]octan-3-yl)-2,5-difluorophenethyl)-7-amino-3-methylthieno[2,3-b]pyrazine-5-carboxamide



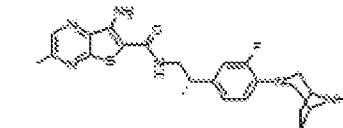
1-8. N-(4-(3,8-diazabicyclo[3.2.1]octan-3-yl)-3-cyanophenethyl)-7-amino-3-methylthieno[2,3-b]pyrazine-5-carboxamide



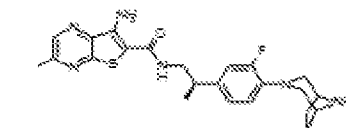
1-10. N-(4-(3,8-diazabicyclo[3.2.1]octan-3-yl)-2-fluorophenethyl)-7-amino-3-methylthieno[2,3-b]pyrazine-5-carboxamide



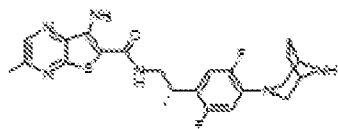
1-11. N-(4-(3,8-diazabicyclo[3.2.1]octan-3-yl)-2,5-difluorophenethyl)-7-amino-3-methylthieno[2,3-b]pyrazine-5-carboxamide



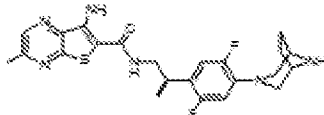
1-12. N-((2S)-2-(4-(3,8-diazabicyclo[3.2.1]octan-3-yl)-3-fluorophenyl)propyl)-7-amino-3-methylthieno[2,3-b]pyrazine-5-carboxamide



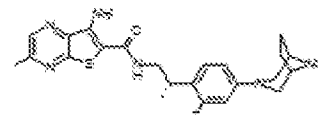
1-13. N-((2R)-2-(4-(3,8-diazabicyclo[3.2.1]octan-3-yl)-3-fluorophenyl)propyl)-7-amino-3-methylthieno[2,3-b]pyrazine-5-carboxamide



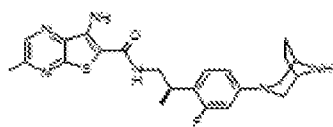
1-14. N-((2S)-2-(4-(3,8-diazabicyclo[3.2.1]octan-3-yl)-2,5-difluorophenyl)propyl)-7-amino-3-methylthieno[2,3-b]pyrazine-8-carboxamide



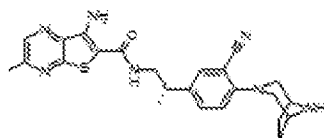
1-15. N-((2R)-2-(4-(3,8-diazabicyclo[3.2.1]octan-3-yl)-2,5-difluorophenyl)propyl)-7-amino-3-methylthieno[2,3-b]pyrazine-8-carboxamide



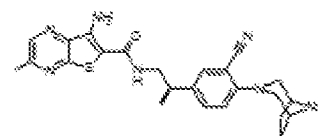
1-16. N-((2S)-2-(4-(3,8-diazabicyclo[3.2.1]octan-3-yl)-2-fluorophenyl)propyl)-7-amino-3-methylthieno[2,3-b]pyrazine-8-carboxamide



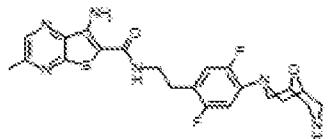
1-17. N-((2R)-2-(4-(3,8-diazabicyclo[3.2.1]octan-3-yl)-2-fluorophenyl)propyl)-7-amino-3-methylthieno[2,3-b]pyrazine-8-carboxamide



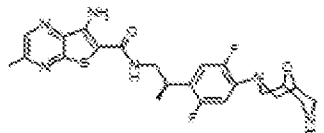
1-18. N-((2S)-2-(4-(3,8-diazabicyclo[3.2.1]octan-3-yl)-3-cyanophenyl)propyl)-7-amino-3-methylthieno[2,3-b]pyrazine-8-carboxamide



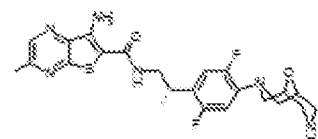
1-19. N-((2R)-2-(4-(3,8-diazabicyclo[3.2.1]octan-3-yl)-3-cyanophenyl)propyl)-7-amino-3-methylthieno[2,3-b]pyrazine-8-carboxamide



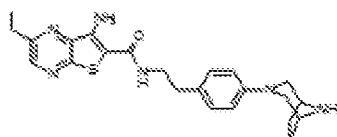
1-20. N-(4-(9-oxa-3,7-diazabicyclo[3.3.1]nonan-3-yl)-2,5-difluorophenyl)-7-amino-3-methylthieno[2,3-b]pyrazine-8-carboxamide



1-21. N-((2R)-2-(4-(9-oxa-3,7-diazabicyclo[3.3.1]nonan-3-yl)-2,5-difluorophenyl)propyl)-7-amino-3-methylthieno[2,3-b]pyrazine-8-carboxamide



1-22. N-((2S)-2-(4-(9-oxa-3,7-diazabicyclo[3.3.1]nonan-3-yl)-2,5-difluorophenyl)propyl)-7-amino-3-methylthieno[2,3-b]pyrazine-8-carboxamide



1-23. N-(4-(3,8-diazabicyclo[3.2.1]octan-3-yl)phenethyl)-7-amino-2-methylthieno[2,3-b]pyrazine-8-carboxamide

and

[00139] In another embodiment of the disclosure, the compounds of Formula (I) are enantiomers. In some embodiments the compounds are the (*S*)-enantiomer. In other embodiments the compounds are the (*R*)-enantiomer. In yet other embodiments, the compounds of Formula (I) may be (+) or (-) enantiomers.

[00140] It should be understood that all isomeric forms are included within the present disclosure, including mixtures thereof. If the compound contains a double bond, the substituent may be in the E or Z configuration. If the compound contains a disubstituted cycloalkyl, the cycloalkyl substituent may have a cis- or trans configuration. All tautomeric forms are also intended to be included.

[00141] Compounds of the disclosure, and pharmaceutically acceptable salts, hydrates, solvates, stereoisomers and prodrugs thereof may exist in their tautomeric form (for example, as an amide or imino ether). All such tautomeric forms are contemplated herein as part of the present disclosure.

[00142] The compounds of the disclosure may contain asymmetric or chiral centers, and, therefore, exist in different stereoisomeric forms. It is intended that all stereoisomeric forms of the compounds of the disclosure as well as mixtures thereof, including racemic mixtures, form part of the present disclosure. In addition, the present disclosure embraces all geometric and positional isomers. For example, if a compound of the disclosure incorporates a double bond or a fused ring, both the cis- and trans-forms, as well as mixtures, are embraced within the scope of the disclosure. Each compound herein disclosed includes all the enantiomers that conform to the general structure of the compound. The compounds may be in a racemic or enantiomerically pure form, or any other form in terms of stereochemistry. The assay results may reflect the data collected for the racemic form, the enantiomerically pure form, or any other form in terms of stereochemistry.

[00143] Diastereomeric mixtures can be separated into their individual diastereomers on the basis of their physical chemical differences by methods well known to those skilled in the art, such as, for example, by chromatography and/or fractional crystallization. Enantiomers can be separated by converting the enantiomeric mixture into a diastereomeric mixture by reaction with an appropriate optically active compound (*e.g.*, chiral auxiliary such as a chiral alcohol or Mosher's acid chloride), separating the diastereomers and converting (*e.g.*, hydrolyzing) the

individual diastereomers to the corresponding pure enantiomers. Also, some of the compounds of the disclosure may be atropisomers (*e.g.*, substituted biaryls) and are considered as part of this disclosure. Enantiomers can also be separated by use of a chiral HPLC column.

[00144] It is also possible that the compounds of the disclosure may exist in different tautomeric forms, and all such forms are embraced within the scope of the disclosure. Also, for example, all keto-enol and imine-enamine forms of the compounds are included in the disclosure.

[00145] All stereoisomers (for example, geometric isomers, optical isomers and the like) of the present compounds (including those of the salts, solvates, esters and prodrugs of the compounds as well as the salts, solvates and esters of the prodrugs), such as those which may exist due to asymmetric carbons on various substituents, including enantiomeric forms (which may exist even in the absence of asymmetric carbons), rotameric forms, atropisomers, and diastereomeric forms, are contemplated within the scope of this disclosure, as are positional isomers (such as, for example, 4-pyridyl and 3-pyridyl). (For example, if a compound of Formula (D) incorporates a double bond or a fused ring, both the *cis*- and *trans*-forms, as well as mixtures, are embraced within the scope of the disclosure. Also, for example, all keto-enol and imine-enamine forms of the compounds are included in the disclosure.) Individual stereoisomers of the compounds of the disclosure may, for example, be substantially free of other isomers, or may be admixed, for example, as racemates or with all other, or other selected, stereoisomers. The chiral centers of the present disclosure can have the *S* or *R* configuration as defined by the IUPAC 1974 Recommendations. The use of the terms “salt”, “solvate”, “ester,” “prodrug” and the like, is intended to equally apply to the salt, solvate, ester and prodrug of enantiomers, stereoisomers, rotamers, tautomers, positional isomers, racemates or prodrugs of the inventive compounds.

[00146] The compounds of Formula I may form salts which are also within the scope of this disclosure. Reference to a compound of the Formula herein is understood to include reference to salts thereof, unless otherwise indicated.

[00147] The present disclosure relates to compounds which are modulators of USP28 and/or USP25. In one embodiment, the compounds of the present disclosure are inhibitors of USP28 and/or USP25.

[00148] The disclosure is directed to compounds as described herein and pharmaceutically acceptable salts, hydrates, solvates, prodrugs, stereoisomers, or tautomers thereof, and pharmaceutical compositions comprising one or more compounds as described herein, or pharmaceutically acceptable salts, hydrates, solvates, prodrugs, stereoisomers, or tautomers thereof.

Method of Synthesizing the Compounds

[00149] The compounds of the present disclosure may be made by a variety of methods, including standard chemistry. Suitable synthetic routes are depicted in the Schemes given below.

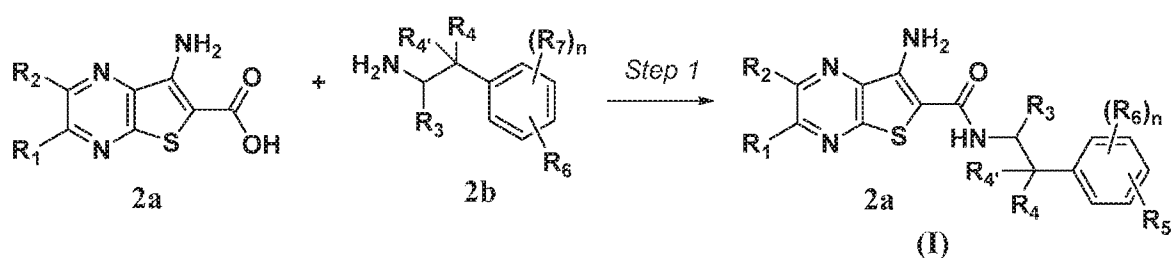
[00150] The compounds of Formula (I) may be prepared by methods known in the art of organic synthesis as set forth in part by the following synthetic schemes. In the schemes described below, it is well understood that protecting groups for sensitive or reactive groups are employed where necessary in accordance with general principles or chemistry. Protecting groups are manipulated according to standard methods of organic synthesis (T. W. Greene and P. G. M. Wuts, "Protective Groups in Organic Synthesis", Third edition, Wiley, New York 1999). These groups are removed at a convenient stage of the compound synthesis using methods that are readily apparent to those skilled in the art. The selection processes, as well as the reaction conditions and order of their execution, shall be consistent with the preparation of compounds of Formula (I).

[00151] Those skilled in the art will recognize if a stereocenter exists in the compounds of Formula (I). Accordingly, the present disclosure includes both possible stereoisomers (unless specified in the synthesis) and includes not only racemic compounds but the individual enantiomers and/or diastereomers as well. When a compound is desired as a single enantiomer or diastereomer, it may be obtained by stereospecific synthesis or by resolution of the final product or any convenient intermediate. Resolution of the final product, an intermediate, or a starting material may be affected by any suitable method known in the art. See, for example, "Stereochemistry of Organic Compounds" by E. L. Eliel, S. H. Wilen, and L. N. Mander (Wiley-Interscience, 1994).

[00152] The compounds described herein may be made from commercially available starting materials or synthesized using known organic, inorganic, and/or enzymatic processes.

Preparation of compounds

[00153] The compounds of the present invention can be prepared in a number of ways well known to those skilled in the art of organic synthesis. By way of example, compounds of the present invention can be synthesized using the methods described below, together with synthetic methods known in the art of synthetic organic chemistry, or variations thereof as appreciated by those skilled in the art. Preferred methods include but are not limited to those methods described below. Compounds of the present invention can be synthesized by following the steps outlined in General Scheme 1 which comprise the assembling of intermediates **2a** and **2b**. Starting materials are either commercially available or made by known procedures in the reported literature or as illustrated.

General Scheme 1

wherein R₁-R₄, R_{4'}, R₅, R₆ and n are defined as in Formula (I).

[00154] The general manner of preparing target compounds of Formula (I) by using intermediates **2a** and **2b**, is outlined above in General Scheme 1. Coupling of carboxylic acid **2a** with amine **2b** under standard amide forming conditions using a coupling agent, *e.g.*, 1-Ethyl-3-(3-dimethylaminopropyl)carbodiimide with 1-hydroxybenzotriazole (EDCI/HOBt), (Benzotriazol-1-yloxy)tris(dimethylamino)phosphonium hexafluorophosphate (BOP), O-benzotriazole-N,N,N,N'-tetramethyl-uronium-hexafluoro-phosphate (HBTU) or [bis(dimethylamino)methylene]-1H-1,2,3-triazolo[4,5-b]pyridinium-3-oxide hexafluorophosphate (HATU), and a base, *e.g.*, triethylamine (TEA), N,N-diisopropylethylamine (DIEA), or 4-dimethylaminopyridine (DMAP), in a solvent (*e.g.* DCM or DMF, etc.) provides the desired product of Formula (I).

[00155] Compounds of Formula (I) can exist as enantiomeric or diastereomeric stereoisomers. Enantiomerically pure compounds of Formula (I) can be prepared using enantiomerically pure

chiral building blocks. Alternatively, racemic mixtures of the final compounds or a racemic mixture of an advanced intermediate can be subjected to chiral purification as described herein below to deliver the desired enantiomerically pure intermediates or final compounds. In the instances where an advanced intermediate is purified into its individual enantiomers, each individual enantiomer can be carried on separately to deliver the final enantiomerically pure compounds of Formula (I).

[00156] It should be understood that in the description and formula shown above, the various groups R₁-R₄, R_{4'}, R₅, R₆, n, and other variables are as defined above, except where otherwise indicated. Furthermore, for synthetic purposes, the compounds of General Scheme 1 are merely representative with elected radicals to illustrate the general synthetic methodology of the compounds of Formula (I) as defined herein.

Methods of Using the Disclosed Compounds

[00157] Another aspect of the disclosure relates to a method of treating, preventing, inhibiting, or eliminating a disease or disorder associated with modulation of USP28. The method comprises administering to a patient in need of a treatment for diseases or disorders associated with modulation of USP28 an effective amount the compositions and compounds of Formula (I). In one embodiment, the disease or disorder is cancer.

[00158] In another aspect, the present disclosure is directed to a method of treating, preventing, inhibiting, or eliminating a disease or disorder associated with inhibition of USP28. The method comprises administering to a patient in need of a treatment for diseases or disorders associated with modulation of USP28 an effective amount the compositions and compounds of Formula (I). In one embodiment, the disease or disorder is cancer.

[00159] In another aspect, the present disclosure is directed to a method of inhibiting USP28. The method involves administering to a patient in need thereof an effective amount of a compound of Formula (I).

[00160] Another aspect of the disclosure relates to a method of treating, preventing, inhibiting, or eliminating a disease or disorder associated with modulation of USP25. The method comprises administering to a patient in need of a treatment for diseases or disorders associated with modulation of USP25 an effective amount the compositions and compounds of

Formula (I). In one embodiment, the disease or disorder is cancer. In another embodiment, the disease or disorder is inflammation. In another embodiment, the disease or disorder is an autoimmune disease. In another embodiment, the disease or disorder is an infectious disease. In another embodiment, the disease or disorder is a viral infection. In another embodiment, the disease or disorder is a bacterial infection.

[00161] In another aspect, the present disclosure is directed to a method of treating, preventing, inhibiting, or eliminating a disease or disorder associated with inhibition of USP28. The method comprises administering to a patient in need of a treatment for diseases or disorders associated with modulation of USP25 an effective amount the compositions and compounds of Formula (I). In one embodiment, the disease or disorder is cancer. In another embodiment, the disease or disorder is an autoimmune disease. In another embodiment, the disease or disorder is an infectious disease. In another embodiment, the disease or disorder is a viral infection. In another embodiment, the disease or disorder is a bacterial infection.

[00162] In another aspect, the present disclosure is directed to a method of inhibiting USP25. The method involves administering to a patient in need thereof an effective amount of a compound of Formula (I).

[00163] Another aspect of the disclosure relates to a method of treating, preventing, inhibiting, or eliminating a disease or disorder associated with modulation of USP25. The method comprises administering to a patient in need of a treatment for diseases or disorders associated with modulation of USP28 and USP25 an effective amount the compositions and compounds of Formula (I). In one embodiment, the disease or disorder is cancer. In another embodiment, the disease or disorder is inflammation. In another embodiment, the disease or disorder is an autoimmune disease. In another embodiment, the disease or disorder is an infectious disease. In another embodiment, the disease or disorder is a viral infection. In another embodiment, the disease or disorder is a bacterial infection.

[00164] In another aspect, the present disclosure is directed to a method of treating, preventing, inhibiting, or eliminating a disease or disorder associated with inhibition of USP28. The method comprises administering to a patient in need of a treatment for diseases or disorders associated with modulation of USP28 and USP25 an effective amount the compositions and compounds of Formula (I). In one embodiment, the disease or disorder is cancer. In another

embodiment, the disease or disorder is an autoimmune disease. In another embodiment, the disease or disorder is an infectious disease. In another embodiment, the disease or disorder is a viral infection. In another embodiment, the disease or disorder is a bacterial infection.

[00165] In another aspect, the present disclosure is directed to a method of inhibiting USP28 and USP25. The method involves administering to a patient in need thereof an effective amount of a compound of Formula (I).

[00166] Another aspect of the present disclosure relates to a method of treating, preventing, inhibiting, or eliminating a disease or disorder in a patient associated with the inhibition of USP28, the method comprising administering to a patient in need thereof an effective amount of a compound of Formula (I). In one embodiment, the disease or disorder is cancer.

[00167] Another aspect of the present disclosure relates to a method of treating, preventing, inhibiting, or eliminating a disease or disorder in a patient associated with the inhibition of USP25, the method comprising administering to a patient in need thereof an effective amount of a compound of Formula (I). In one embodiment, the disease or disorder is cancer. In another embodiment, the disease or disorder is inflammation. In another embodiment, the disease or disorder is an autoimmune disease. In another embodiment, the disease or disorder is an infectious disease. In another embodiment, the disease or disorder is a viral infection. In another embodiment, the disease or disorder is a bacterial infection.

[00168] Another aspect of the present disclosure relates to a method of treating, preventing, inhibiting, or eliminating a disease or disorder in a patient associated with the inhibition of USP28 and USP25, the method comprising administering to a patient in need thereof an effective amount of a compound of Formula (I). In one embodiment, the disease or disorder is cancer. In another embodiment, the disease or disorder is inflammation. In another embodiment, the disease or disorder is an autoimmune disease. In another embodiment, the disease or disorder is an infectious disease. In another embodiment, the disease or disorder is a viral infection. In another embodiment, the disease or disorder is a bacterial infection.

[00169] In another aspect, the present invention relates to a method of treating, preventing, inhibiting, or eliminating cancer. The method comprises administering to a patient in need of a

treatment for cancer an effective amount of a compound of Formula (I), or a pharmaceutically acceptable salt, hydrate, solvate, prodrug, stereoisomer, or tautomer thereof.

[00170] In another aspect, the present invention relates to a method of treating, preventing, inhibiting, or eliminating inflammation. The method comprises administering to a patient in need of a treatment for cancer an effective amount of a compound of Formula (I), or a pharmaceutically acceptable salt, hydrate, solvate, prodrug, stereoisomer, or tautomer thereof.

[00171] In another aspect, the present invention relates to a method of treating, preventing, inhibiting, or eliminating an autoimmune disease. The method comprises administering to a patient in need of a treatment for cancer an effective amount of a compound of Formula (I), or a pharmaceutically acceptable salt, hydrate, solvate, prodrug, stereoisomer, or tautomer thereof.

[00172] In another aspect, the present invention relates to a method of treating, preventing, inhibiting, or eliminating an infectious disease. The method comprises administering to a patient in need of a treatment for cancer an effective amount of a compound of Formula (I), or a pharmaceutically acceptable salt, hydrate, solvate, prodrug, stereoisomer, or tautomer thereof. In one embodiment, the infectious disease is a viral infection. In another embodiment, the infectious disease is a bacterial infection.

[00173] In another aspect, the present invention relates to a method of treating, preventing, inhibiting, or eliminating a viral infection. The method comprises administering to a patient in need of a treatment for cancer an effective amount of a compound of Formula (I), or a pharmaceutically acceptable salt, hydrate, solvate, prodrug, stereoisomer, or tautomer thereof.

[00174] In another aspect, the present invention relates to a method of treating, preventing, inhibiting, or eliminating a bacterial infection. The method comprises administering to a patient in need of a treatment for cancer an effective amount of a compound of Formula (I), or a pharmaceutically acceptable salt, hydrate, solvate, prodrug, stereoisomer, or tautomer thereof.

[00175] Another aspect of the present invention relates to a compound of Formula (I), or a pharmaceutically acceptable salt, hydrate, solvate, prodrug, stereoisomer, or tautomer thereof, for use in a method of treating, preventing, inhibiting, or eliminating a disease or disorder associated with inhibiting USP28. In one embodiment, the disease or disorder is cancer.

[00176] In another aspect, the present invention relates to a compound of Formula (I), or a pharmaceutically acceptable salt, hydrate, solvate, prodrug, stereoisomer, or tautomer thereof, for use in a method of treating, preventing, inhibiting, or eliminating a disease or disorder associated with inhibiting USP25. In one embodiment, the disease or disorder is cancer. In another embodiment, the disease or disorder is inflammation. In another embodiment, the disease or disorder is an autoimmune disease. In another embodiment, the disease or disorder is an infectious disease. In another embodiment, the disease or disorder is a viral infection. In another embodiment, the disease or disorder is a bacterial infection.

[00177] Another aspect of the present invention relates to a compound of Formula (I), or a pharmaceutically acceptable salt, hydrate, solvate, prodrug, stereoisomer, or tautomer thereof, for use in a method of treating, preventing, inhibiting, or eliminating a disease or disorder associated with inhibiting USP28 and USP25. In one embodiment, the disease or disorder is cancer. In another embodiment, the disease or disorder is inflammation. In another embodiment, the disease or disorder is an autoimmune disease. In another embodiment, the disease or disorder is an infectious disease. In another embodiment, the disease or disorder is a viral infection. In another embodiment, the disease or disorder is a bacterial infection.

[00178] In another aspect, the present invention relates to a compound of Formula (I), or a pharmaceutically acceptable salt, hydrate, solvate, prodrug, stereoisomer, or tautomer thereof, for use in a method for treating, preventing, inhibiting, or eliminating cancer.

[00179] In another aspect, the present invention relates to a compound of Formula (I), or a pharmaceutically acceptable salt, hydrate, solvate, prodrug, stereoisomer, or tautomer thereof, for use in a method for treating, preventing, inhibiting, or eliminating inflammation.

[00180] In another aspect, the present invention relates to a compound of Formula (I), or a pharmaceutically acceptable salt, hydrate, solvate, prodrug, stereoisomer, or tautomer thereof, for use in a method for treating, preventing, inhibiting, or eliminating an autoimmune disease.

[00181] In another aspect, the present invention relates to a compound of Formula (I), or a pharmaceutically acceptable salt, hydrate, solvate, prodrug, stereoisomer, or tautomer thereof, for use in a method for treating, preventing, inhibiting, or eliminating an infectious disease.

[00182] In another aspect, the present invention relates to a compound of Formula (I), or a pharmaceutically acceptable salt, hydrate, solvate, prodrug, stereoisomer, or tautomer thereof, for use in a method for treating, preventing, inhibiting, or eliminating a viral infection.

[00183] In another aspect, the present invention relates to a compound of Formula (I), or a pharmaceutically acceptable salt, hydrate, solvate, prodrug, stereoisomer, or tautomer thereof, for use in a method for treating, preventing, inhibiting, or eliminating a bacterial infection.

[00184] Another aspect of the present invention relates to the use of a compound of Formula (I), or a pharmaceutically acceptable salt, hydrate, solvate, prodrug, stereoisomer, or tautomer thereof, in the manufacture of a medicament for treating, preventing, inhibiting, or eliminating a disease or disorder associated with inhibiting USP28. In one embodiment, the disease or disorder is cancer.

[00185] Another aspect of the present invention relates to the use of a compound of Formula (I), or a pharmaceutically acceptable salt, hydrate, solvate, prodrug, stereoisomer, or tautomer thereof, in the manufacture of a medicament for treating, preventing, inhibiting, or eliminating a disease or disorder associated with inhibiting USP25. In one embodiment, the disease or disorder is cancer. In another embodiment, the disease or disorder is inflammation. In another embodiment, the disease or disorder is an autoimmune disease. In another embodiment, the disease or disorder is an infectious disease. In another embodiment, the disease or disorder is a viral infection. In another embodiment, the disease or disorder is a bacterial infection.

[00186] Another aspect of the present invention relates to the use of a compound of Formula (I), or a pharmaceutically acceptable salt, hydrate, solvate, prodrug, stereoisomer, or tautomer thereof, in the manufacture of a medicament for treating, preventing, inhibiting, or eliminating a disease or disorder associated with inhibiting USP28 and USP25. In one embodiment, the disease or disorder is cancer. In another embodiment, the disease or disorder is inflammation. In another embodiment, the disease or disorder is an autoimmune disease. In another embodiment, the disease or disorder is an infectious disease. In another embodiment, the disease or disorder is a viral infection. In another embodiment, the disease or disorder is a bacterial infection.

[00187] In another aspect, the present invention relates to the use of a compound of Formula (I), or a pharmaceutically acceptable salt, hydrate, solvate, prodrug, stereoisomer, or tautomer

thereof, in the manufacture of a medicament for treating, preventing, inhibiting, or eliminating cancer.

[00188] In another aspect, the present invention relates to the use of a compound of Formula (I), or a pharmaceutically acceptable salt, hydrate, solvate, prodrug, stereoisomer, or tautomer thereof, in the manufacture of a medicament for treating, preventing, inhibiting, or eliminating inflammation.

[00189] In another aspect, the present invention relates to the use of a compound of Formula (I), or a pharmaceutically acceptable salt, hydrate, solvate, prodrug, stereoisomer, or tautomer thereof, in the manufacture of a medicament for treating, preventing, inhibiting, or eliminating autoimmune disorder.

[00190] In another aspect, the present invention relates to the use of a compound of Formula (I), or a pharmaceutically acceptable salt, hydrate, solvate, prodrug, stereoisomer, or tautomer thereof, in the manufacture of a medicament for treating, preventing, inhibiting, or eliminating an infection disease. In one embodiment, the infectious disease is a viral infection. In another embodiment, the infectious disease is a bacterial infection.

[00191] In another aspect, the present invention relates to the use of a compound of Formula (I), or a pharmaceutically acceptable salt, hydrate, solvate, prodrug, stereoisomer, or tautomer thereof, in the manufacture of a medicament for treating, preventing, inhibiting, or eliminating a viral infection.

[00192] In another aspect, the present invention relates to the use of a compound of Formula (I), or a pharmaceutically acceptable salt, hydrate, solvate, prodrug, stereoisomer, or tautomer thereof, in the manufacture of a medicament for treating, preventing, inhibiting, or eliminating a bacterial infection.

[00193] In other embodiments, the present invention relates to the use of an inhibitor of USP28 for the preparation of a medicament used in the treatment, prevention, inhibition or elimination of a disease or disorder associated with cancer.

[00194] In other embodiments, the present invention relates to the use of an inhibitor of USP28 for the preparation of a medicament used in the treatment, prevention, inhibition or elimination of a disease or disorder associated with inflammation.

[00195] In other embodiments, the present invention relates to the use of an inhibitor of USP28 for the preparation of a medicament used in the treatment, prevention, inhibition or elimination of a disease or disorder associated with an autoimmune disease.

[00196] In other embodiments, the present invention relates to the use of an inhibitor of USP28 for the preparation of a medicament used in the treatment, prevention, inhibition or elimination of a disease or disorder associated with an infectious disease. In one embodiment, the infectious disease is a viral infection. In another embodiment, the infectious disease is a bacterial infection.

[00197] In other embodiments, the present invention relates to the use of an inhibitor of USP28 for the preparation of a medicament used in the treatment, prevention, inhibition or elimination of a disease or disorder associated with a viral infection.

[00198] In other embodiments, the present invention relates to the use of an inhibitor of USP28 for the preparation of a medicament used in the treatment, prevention, inhibition or elimination of a disease or disorder associated with a bacterial infection.

[00199] The present disclosure also relates to the use of an inhibitor of USP28 for the preparation of a medicament used in the treatment, prevention, inhibition, or elimination of a disease or condition mediated by USP28, wherein the medicament comprises a compound of Formula (I).

[00200] The present disclosure also relates to the use of an inhibitor of USP25 for the preparation of a medicament used in the treatment, prevention, inhibition, or elimination of a disease or condition mediated by USP25, wherein the medicament comprises a compound of Formula (I).

[00201] The present disclosure also relates to the use of an inhibitor of USP28 and USP25 for the preparation of a medicament used in the treatment, prevention, inhibition, or elimination of a disease or condition mediated by USP28 and USP25, wherein the medicament comprises a compound of Formula (I).

[00202] In another aspect, the present disclosure relates to a method for the manufacture of a medicament for treating, preventing, inhibiting, or eliminating a disease or condition mediated by USP28, wherein the medicament comprises a compound of Formula (I).

[00203] Another aspect of the present disclosure relates to a method for the manufacture of a medicament for treating, preventing, inhibiting, or eliminating a disease or condition mediated by USP25, wherein the medicament comprises a compound of Formula (I).

[00204] In another aspect, the present disclosure relates to a method for the manufacture of a medicament for treating, preventing, inhibiting, or eliminating a disease or condition mediated by USP28 and USP25, wherein the medicament comprises a compound of Formula (I).

[00205] In some embodiments of the methods described herein, the cancer is selected from bladder cancer, breast cancer (*e.g.*, ductal carcinoma), cervical cancer (*e.g.*, squamous cell carcinoma), colorectal cancer (*e.g.*, adenocarcinoma), colon cancer, esophageal cancer (*e.g.*, squamous cell carcinoma), gastric cancer (*e.g.*, adenocarcinoma, choriocarcinoma, squamous cell carcinoma), head and neck cancer, hematologic cancer (*e.g.*, acute lymphocytic anemia, acute myeloid leukemia, acute lymphoblastic B cell leukemia, anaplastic large cell lymphoma, B-cell lymphoma, Burkitt's lymphoma, chronic lymphocytic leukemia, chronic eosinophilic leukemia/hypereosinophilic syndrome, chronic myeloid leukemia, Hodgkin's lymphoma, mantle cell lymphoma, multiple myeloma, T-cell acute lymphoblastic leukemia), lung cancer (*e.g.*, bronchioloalveolar adenocarcinoma, mesothelioma, mucoepidermoid carcinoma, small-cell lung cancer, non-small cell lung cancer, adenocarcinoma, squamous cell carcinoma), liver cancer (*e.g.*, hepatocellular carcinoma), lymphoma, neurological cancer (*e.g.*, glioblastoma, neuroblastoma, neuroglioma), ovarian cancer (*e.g.*, adenocarcinoma), pancreatic cancer (*e.g.*, ductal carcinoma), prostate cancer (*e.g.*, adenocarcinoma), renal cancer (*e.g.*, renal cell carcinoma, clear cell renal cancer carcinoma), sarcoma (*e.g.*, chondrosarcoma, Ewing's sarcoma, fibrosarcoma, multipotential sarcoma, osteosarcoma, rhabdomyosarcoma, synovial sarcoma), skin cancer (*e.g.*, melanoma, epidermoid carcinoma, squamous cell carcinoma), thyroid cancer (*e.g.*, medullary carcinoma), and uterine cancer. In some embodiments, the cancer is a cancer that is sensitive to USP28 inhibition. In other embodiments, the cancer is a cancer that is sensitive to USP25 inhibition. In other embodiments, the cancer is a cancer that is sensitive to USP28 and USP25 inhibition.

[00206] In any of the embodiments of the disclosure, the cancer can be any cancer in any organ, for example, a cancer is selected from the group consisting of glioma, thyroid carcinoma, breast carcinoma, small-cell lung carcinoma, non-small-cell carcinoma, gastric carcinoma, colon

carcinoma, gastrointestinal stromal carcinoma, pancreatic carcinoma, bile duct carcinoma, CNS carcinoma, ovarian carcinoma, endometrial carcinoma, prostate carcinoma, renal carcinoma, anaplastic large-cell lymphoma, leukemia, multiple myeloma, mesothelioma, and melanoma, and combinations thereof.

[00207] In other embodiments, the cancer is selected from acute myeloid leukemia, gastric, pancreatic, colorectal, glioblastoma, neuroblastoma, small-cell lung, non-small cell lung, and squamous cell carcinoma.

[00208] In another embodiment, the present disclosure relates to a compound of Formula (I) or a pharmaceutical composition comprising a compound of the present disclosure and a pharmaceutically acceptable carrier used for the treatment of cancers including, but not limited to, bladder cancer, breast cancer (*e.g.*, ductal carcinoma), cervical cancer (*e.g.*, squamous cell carcinoma), colorectal cancer (*e.g.*, adenocarcinoma), esophageal cancer (*e.g.*, squamous cell carcinoma), gastric cancer (*e.g.*, adenocarcinoma, choriocarcinoma, squamous cell carcinoma), head and neck cancer, hematologic cancer (*e.g.*, acute lymphocytic anemia, acute myeloid leukemia, acute lymphoblastic B cell leukemia, anaplastic large cell lymphoma, B-cell lymphoma, Burkitt's lymphoma, chronic lymphocytic leukemia, chronic eosinophilic leukemia/hypereosinophilic syndrome, chronic myeloid leukemia, Hodgkin's lymphoma, mantle cell lymphoma, multiple myeloma, T-cell acute lymphoblastic leukemia), lung cancer (*e.g.*, bronchioloalveolar adenocarcinoma, mesothelioma, mucoepidermoid carcinoma, small-cell lung cancer, non-small cell lung cancer, adenocarcinoma, squamous cell carcinoma), liver cancer (*e.g.*, hepatocellular carcinoma), lymphoma, neurological cancer (*e.g.*, glioblastoma, neuroblastoma, neuroglioma), ovarian cancer (*e.g.*, adenocarcinoma), pancreatic cancer (*e.g.*, ductal carcinoma), prostate cancer (*e.g.*, adenocarcinoma), renal cancer (*e.g.*, renal cell carcinoma, clear cell renal cancer carcinoma), sarcoma (*e.g.*, chondrosarcoma, Ewings sarcoma, fibrosarcoma, multipotential sarcoma, osteosarcoma, rhabdomyosarcoma, synovial sarcoma), skin cancer (*e.g.*, melanoma, epidermoid carcinoma, squamous cell carcinoma), thyroid cancer (*e.g.*, medullary carcinoma), and uterine cancer. In other embodiments, the cancer is selected from acute myeloid leukemia, gastric cancer, pancreatic cancer, colorectal cancer, glioblastoma, neuroblastoma, small-cell lung cancer, non-small cell lung cancer, and squamous cell carcinoma.

[00209] In some embodiments, the patient is selected for treatment based on gene amplification and/or elevated tumor expression of USP28, MYC, LSD1, NICD1, and/or reduced expression of FBXW7 relative to tissue-matched expression.

[00210] In some embodiments, the patient is selected for treatment based on gene amplification and/or elevated tumor expression of USP28, USP25, MYC, LSD1, NICD1, and/or reduced expression of FBXW7 relative to tissue-matched expression.

[00211] In some embodiments, administration of a compound of Formula (I) or a pharmaceutical composition comprising a compound of the present disclosure and a pharmaceutically acceptable carrier induces a change in the cell cycle, cell viability, cell apoptosis, or differentiation.

[00212] For example, the change in the cell cycle or cell viability or differentiation may be indicated by decreased tumor levels of MYC, LSD1, NICD1, PIM1, CDK1, POLA2, HEY1, and/or CCND1, and/or increased levels of CD86, p21, LGALS4, and/or DLL1.

[00213] In another embodiment, the present disclosure relates to a compound of Formula (I) or a pharmaceutical composition comprising a compound of the present disclosure and a pharmaceutically acceptable carrier used for the treatment of autoimmune diseases including, but not limited to, multiple sclerosis, psoriasis, intestine inflammatory disease, ulcerative colitis, Crohn's disease, rheumatoid arthritis and polyarthritis, local and systemic scleroderma, systemic lupus erythematosus, discoid lupus erythematosus, cutaneous lupus, cutaneous lupus erythematosus including chilblain lupus erythematosus, lupus nephritis, discoid lupus, subacute cutaneous lupus erythematosus, dermatomyositis, polymyositis, idiopathic myxedema, Hashimoto's disease, Guillain-Barre' syndrome, Grave's disease, myasthenia gravis, Sjogren's syndrome, nodular panarteritis, autoimmune enteropathy, uveitis, autoimmune oophoritis, chronic immune thrombocytopenic purpura, colitis, diabetes, psoriasis, pemphigus vulgaris, proliferative glomerulonephritis, Wiskott-Aldrich syndrome, autoimmune lymphoproliferative syndrome, chronic arthritis, inflammatory chronic rhinosinusitis, colitis, celiac disease, inflammatory bowel disease, Barrett's esophagus, inflammatory gastritis, autoimmune nephritis, autoimmune vasculitis, autoimmune hepatitis, autoimmune carditis, autoimmune encephalitis, and autoimmune mediated hematological disease.

[00214] In any of the embodiments of the disclosure, the autoimmune disease can be, for example, an autoimmune disease selected from multiple sclerosis, psoriasis, intestine inflammatory disease, ulcerative colitis, Crohn's disease, rheumatoid arthritis and polyarthritis, local and systemic scleroderma, systemic lupus erythematosus, discoid lupus erythematosus, cutaneous lupus, cutaneous lupus erythematosus including chilblain lupus erythematosus, lupus nephritis, discoid lupus, subacute cutaneous lupus erythematosus, dermatomyositis, polymyositis, idiopathic myxedema, Hashimoto's disease, Guillain-Barre' syndrome, Grave's disease, myasthenia gravis, Sjogren's syndrome, nodular panarteritis, autoimmune enteropathy, uveitis, autoimmune oophoritis, chronic immune thrombocytopenic purpura, colitis, diabetes, psoriasis, pemphigus vulgaris, proliferative glomerulonephritis, Wiskott-Aldrich syndrome, autoimmune lymphoproliferative syndrome, chronic arthritis, inflammatory chronic rhinosinusitis, colitis, celiac disease, inflammatory bowel disease, Barrett's esophagus, inflammatory gastritis, autoimmune nephritis, autoimmune vasculitis, autoimmune hepatitis, autoimmune carditis, autoimmune encephalitis, and autoimmune mediated hematological disease.

[00215] Another aspect of the disclosure is directed to pharmaceutical compositions comprising a compound of Formula (I) and a pharmaceutically acceptable carrier. The pharmaceutical acceptable carrier may further include an excipient, diluent, or surfactant.

[00216] In one embodiment, are provided methods of treating a disease or disorder associated with modulation of USP28 including cancer comprising administering to a patient suffering from at least one of said diseases or disorder a compound of Formula (I).

[00217] In another embodiment, are provided methods of treating a disease or disorder associated with modulation of USP25 including cancer, inflammation, an autoimmune disease, a viral infection and a bacterial infection, comprising administering to a patient suffering from at least one of said diseases or disorder a compound of Formula (I).

[00218] In another embodiment, are provided methods of treating a disease or disorder associated with modulation of USP28 and USP25 including cancer, inflammation, an autoimmune disease, a viral infection and a bacterial infection, comprising administering to a patient suffering from at least one of said diseases or disorder a compound of Formula (I).

[00219] One therapeutic use of the compounds or compositions of the present disclosure which inhibit USP28 is to provide treatment to patients or subjects suffering from cancer.

[00220] Another therapeutic use of the compounds or compositions of the present disclosure which inhibit USP25 is to provide treatment to patients or subjects suffering from cancer.

[00221] Another therapeutic use of the compounds or compositions of the present disclosure which inhibit USP28 and USP25 is to provide treatment to patients or subjects suffering from cancer.

[00222] Another therapeutic use of the compounds or compositions of the present disclosure which inhibit USP25 is to provide treatment to patients or subjects suffering from inflammation.

[00223] Another therapeutic use of the compounds or compositions of the present disclosure which inhibit USP28 and USP25 is to provide treatment to patients or subjects suffering from inflammation.

[00224] Another therapeutic use of the compounds or compositions of the present disclosure which inhibit USP25 is to provide treatment to patients or subjects suffering from an autoimmune disease.

[00225] Another therapeutic use of the compounds or compositions of the present disclosure which inhibit USP28 and USP25 is to provide treatment to patients or subjects suffering from an autoimmune disease.

[00226] Another therapeutic use of the compounds or compositions of the present disclosure which inhibit USP25 is to provide treatment to patients or subjects suffering from an infectious disease.

[00227] Another therapeutic use of the compounds or compositions of the present disclosure which inhibit USP28 and USP25 is to provide treatment to patients or subjects suffering from an infectious disease.

[00228] Another therapeutic use of the compounds or compositions of the present disclosure which inhibit USP25 is to provide treatment to patients or subjects suffering from a viral infection.

[00229] Another therapeutic use of the compounds or compositions of the present disclosure which inhibit USP28 and USP25 is to provide treatment to patients or subjects suffering from a viral infection.

[00230] Another therapeutic use of the compounds or compositions of the present disclosure which inhibit USP25 is to provide treatment to patients or subjects suffering from a bacterial infection.

[00231] Another therapeutic use of the compounds or compositions of the present disclosure which inhibit USP28 and USP25 is to provide treatment to patients or subjects suffering from a bacterial infection.

[00232] The disclosed compounds of the disclosure can be administered in effective amounts to treat or prevent a disorder and/or prevent the development thereof in subjects.

[00233] Administration of the disclosed compounds can be accomplished via any mode of administration for therapeutic agents. These modes include systemic or local administration such as oral, nasal, parenteral, transdermal, subcutaneous, vaginal, buccal, rectal or topical administration modes.

[00234] Depending on the intended mode of administration, the disclosed compositions can be in solid, semi-solid or liquid dosage form, such as, for example, injectables, tablets, suppositories, pills, time-release capsules, elixirs, tinctures, emulsions, syrups, powders, liquids, suspensions, or the like, sometimes in unit dosages and consistent with conventional pharmaceutical practices. Likewise, they can also be administered in intravenous (both bolus and infusion), intraperitoneal, subcutaneous or intramuscular form, and all using forms well known to those skilled in the pharmaceutical arts.

[00235] Illustrative pharmaceutical compositions are tablets and gelatin capsules comprising a Compound of the Disclosure and a pharmaceutically acceptable carrier, such as a) a diluent, *e.g.*, purified water, triglyceride oils, such as hydrogenated or partially hydrogenated vegetable oil, or mixtures thereof, corn oil, olive oil, sunflower oil, safflower oil, fish oils, such as EPA or DHA, or their esters or triglycerides or mixtures thereof, omega-3 fatty acids or derivatives thereof, lactose, dextrose, sucrose, mannitol, sorbitol, cellulose, sodium, saccharin, glucose and/or glycine; b) a lubricant, *e.g.*, silica, talcum, stearic acid, its magnesium or calcium salt, sodium

oleate, sodium stearate, magnesium stearate, sodium benzoate, sodium acetate, sodium chloride and/or polyethylene glycol; for tablets also; c) a binder, *e.g.*, magnesium aluminum silicate, starch paste, gelatin, tragacanth, methylcellulose, sodium carboxymethylcellulose, magnesium carbonate, natural sugars such as glucose or beta-lactose, corn sweeteners, natural and synthetic gums such as acacia, tragacanth or sodium alginate, waxes and/or polyvinylpyrrolidone, if desired; d) a disintegrant, *e.g.*, starches, agar, methyl cellulose, bentonite, xanthan gum, algic acid or its sodium salt, or effervescent mixtures; e) absorbent, colorant, flavorant and sweetener; f) an emulsifier or dispersing agent, such as Tween 80, Labrasol, HPMC, DOSS, caproyl 909, labrafac, labrafil, peceol, transcucol, capmul MCM, capmul PG-12, captex 355, gelucire, vitamin E TGPS or other acceptable emulsifier; and/or g) an agent that enhances absorption of the compound such as cyclodextrin, hydroxypropyl-cyclodextrin, PEG400, PEG200.

[00236] Liquid, particularly injectable, compositions can, for example, be prepared by dissolution, dispersion, etc. For example, the disclosed compound is dissolved in or mixed with a pharmaceutically acceptable solvent such as, for example, water, saline, aqueous dextrose, glycerol, ethanol, and the like, to thereby form an injectable isotonic solution or suspension. Proteins such as albumin, chylomicron particles, or serum proteins can be used to solubilize the disclosed compounds.

[00237] The disclosed compounds can be also formulated as a suppository that can be prepared from fatty emulsions or suspensions; using polyalkylene glycols such as propylene glycol, as the carrier.

[00238] The disclosed compounds can also be administered in the form of liposome delivery systems, such as small unilamellar vesicles, large unilamellar vesicles and multilamellar vesicles. Liposomes can be formed from a variety of phospholipids, containing cholesterol, stearylamine or phosphatidylcholines. In some embodiments, a film of lipid components is hydrated with an aqueous solution of drug to a form lipid layer encapsulating the drug, as described in U.S. Pat. No. 5,262,564 which is hereby incorporated by reference in its entirety.

[00239] Disclosed compounds can also be delivered by the use of monoclonal antibodies as individual carriers to which the disclosed compounds are coupled. The disclosed compounds can also be coupled with soluble polymers as targetable drug carriers. Such polymers can include polyvinylpyrrolidone, pyran copolymer, polyhydroxypropylmethacrylamide-phenol,

polyhydroxyethylaspanamidephenol, or polyethyleneoxidepolylysine substituted with palmitoyl residues. Furthermore, the Disclosed compounds can be coupled to a class of biodegradable polymers useful in achieving controlled release of a drug, for example, polylactic acid, polyepsilon caprolactone, polyhydroxy butyric acid, polyorthoesters, polyacetals, polydihydropyrans, polycyanoacrylates and cross-linked or amphipathic block copolymers of hydrogels. In one embodiment, disclosed compounds are not covalently bound to a polymer, *e.g.*, a polycarboxylic acid polymer, or a polyacrylate.

[00240] Parental injectable administration is generally used for subcutaneous, intramuscular or intravenous injections and infusions. Injectables can be prepared in conventional forms, either as liquid solutions or suspensions or solid forms suitable for dissolving in liquid prior to injection.

[00241] Another aspect of the disclosure is directed to pharmaceutical compositions comprising a compound of Formula (I) and a pharmaceutically acceptable carrier. The pharmaceutical acceptable carrier may further include an excipient, diluent, or surfactant.

[00242] Compositions can be prepared according to conventional mixing, granulating or coating methods, respectively, and the present pharmaceutical compositions can contain from about 0.1% to about 99%, from about 5% to about 90%, or from about 1% to about 20% of the disclosed compound by weight or volume.

[00243] The dosage regimen utilizing the disclosed compound is selected in accordance with a variety of factors including type, species, age, weight, sex and medical condition of the patient; the severity of the condition to be treated; the route of administration; the renal or hepatic function of the patient; and the particular disclosed compound employed. A physician or veterinarian of ordinary skill in the art can readily determine and prescribe the effective amount of the drug required to prevent, counter or arrest the progress of the condition.

[00244] Effective dosage amounts of the disclosed compounds, when used for the indicated effects, range from about 0.5 mg to about 5000 mg of the disclosed compound as needed to treat the condition. Compositions for *in vivo* or *in vitro* use can contain about 0.5, 5, 20, 50, 75, 100, 150, 250, 500, 750, 1000, 1250, 2500, 3500, or 5000 mg of the disclosed compound, or, in a

range of from one amount to another amount in the list of doses. In one embodiment, the compositions are in the form of a tablet that can be scored.

Examples

[00245] The disclosure is further illustrated by the following examples and synthesis schemes, which are not to be construed as limiting this disclosure in scope or spirit to the specific procedures herein described. It is to be understood that the examples are provided to illustrate certain embodiments and that no limitation to the scope of the disclosure is intended thereby. It is to be further understood that resort may be had to various other embodiments, modifications, and equivalents thereof which may suggest themselves to those skilled in the art without departing from the spirit of the present disclosure and/or scope of the appended claims.

Analytical Methods, Materials, and Instrumentation

[00246] Unless otherwise noted, reagents and solvents were used as received from commercial suppliers. Proton nuclear magnetic resonance (NMR) spectra were obtained on either Bruker or Varian spectrometers at 300 or 400 MHz. Spectra are given in ppm (δ) and coupling constants, J, are reported in Hertz. Tetramethylsilane (TMS) was used as an internal standard. Mass spectra were collected using a Waters ZQ Single Quad Mass Spectrometer (ion trap electrospray ionization (ESI)). Purity and low resolution mass spectral data were measured using Waters Acquity i-class ultra-performance liquid chromatography (UPLC) system with Acquity Photo Diode Array Detector, Acquity Evaporative Light Scattering Detector (ELSD) and Waters ZQ Mass Spectrometer. Data was acquired using Waters MassLynx 4.1 software and purity characterized by UV wavelength 220 nm, evaporative light scattering detection (ELSD) and electrospray positive ion (ESI). (Column: Acquity UPLC BEH C18 1.7 μ m 2.1 X 50 mm; Flow rate 0.6 mL/min; Solvent A (95/5/0.1%: 10 mM Ammonium Formate/Acetonitrile/Formic Acid), Solvent B (95/5/0.09%: Acetonitrile/Water/Formic Acid); gradient: 5-100% B from 0 to 2 mins, hold 100% B to 2.2 mins and 5%B at 2.21mins. Preparatory HPLC purifications were conducted on a Waters SunFire C18 OBD Prep Column, 100 \AA , 5 μ m, 19 mm x 50 mm, Waters XBridge BEH C18 OBD Prep Column, 130 \AA , 5 μ m, 19 mm X 50 mm with UV detection (Waters 2489 UV/998 PDA), Waters SunFire C18 OBD Prep Column, 100 \AA , 5 μ m, 19 mm x 150 mm, Waters XBridge BEH Shield RP18 OBD Prep Column, 130 \AA , 5 μ m, 19 mm x 150 mm,

or Waters XSelect CSH C18 OBD Prep Column, 130Å, 5 µm, 19 mm x 150 mm at 254 nm or 220 nm using a standard solvent gradient program (e.g., as designated below). The absolute configuration of the separated enantiomers of the compounds in the examples described herein were not determined. As such, the configuration of the resolved materials were arbitrarily assigned as R or S in each case.

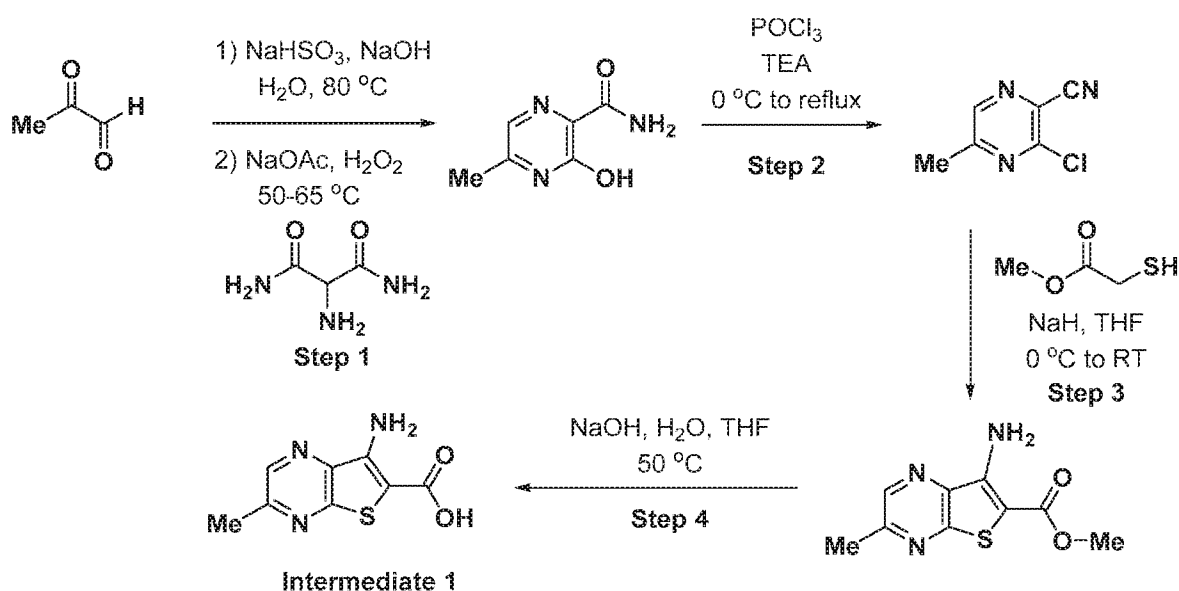
[00247] Abbreviations used in the following examples and elsewhere herein are:

atm	atmosphere
br	broad
BINAP	(2,2'-bis(diphenylphosphino)-1,1'-binaphthyl)
BOP	((1 <i>H</i> -benzo[<i>d</i>][1,2,3]triazol-1-yl)oxy)tris(dimethylamino)phosphonium hexafluorophosphate(V)
Cbz	carboxybenzyl
d	doublet
DCM	dichloromethane
DEA	diethylamine
DIEA	<i>N,N</i> -diisopropylethylamine
DMA	<i>N,N</i> -dimethylacetamide
DMAP	4-dimethylaminopyridine
DMF	<i>N,N</i> -dimethylformamide
DMSO	dimethyl sulfoxide
dppf	1,1'-bis(diphenylphosphino)ferrocene
EA	ethyl acetate
EDCI	<i>N</i> -(3-dimethylaminopropyl)- <i>N'</i> -ethylcarbodiimide hydrochloride
ESI	electrospray ionization
FCC	flash column chromatography

h	hour(s)
HATU	[bis(dimethylamino)methylene]-1 <i>H</i> -1,2,3-triazolo[4,5- <i>b</i>]pyridinium 3-oxide hexafluorophosphate
HBTU	3-[bis(dimethylamino)methyliumyl]-3 <i>H</i> -benzotriazol-1-oxide hexafluorophosphate
HMPA	hexamethylphosphoramide
HOBt	benzotriazol-1-ol
HPLC	high-performance liquid chromatography
LCMS	liquid chromatography--mass spectrometry
m	multiplet
MHz	megahertz
min	minutes
μW	microwave
NCS	<i>N</i> -chlorosuccinimide
NMR	nuclear magnetic resonance
PE	petroleum ether
ppm	parts per million
q	quartet
RT	room temperature
RuPhos	2-dicyclohexylphosphino-2',6'-diisopropoxybiphenyl
s	singlet
SPhos	2-Dicyclohexylphosphino-2',6'-dimethoxybiphenyl
t	triplet
tBuBrettPhos	di- <i>tert</i> -butyl(2',4',6'-triisopropyl-3,6-dimethoxy-[1,1'-biphenyl])-2-

	yl)phosphine
TEA	triethylamine
TFA	trifluoroacetic acid
THF	tetrahydrofuran
TLC	thin layer chromatography
TosMIC	1-(isocyanomethylsulfonyl)-4-methylbenzene
XantPhos	4,5-Bis(diphenylphosphino)-9,9-dimethylxanthene
XPhos	2-Dicyclohexylphosphino-2',4',6'-triisopropylbiphenyl

Example 1: Intermediate 1. 7-Amino-3-methylthieno[2,3-*b*]pyrazine-6-carboxylic acid



Step 1. 3-Hydroxy-5-methylpyrazine-2-carboxamide

[00248] A solution of 2-oxopropanal (277 mL, 40% wt, 1.54 mol), NaHSO₃ (201 g, 1.93 mol) and sodium hydroxide (6.4 g, 0.16 mol) in water (500 mL) was stirred for 1 h at 80 °C. 2-Aminopropanediamide (150 g, 1.28 mol) was then added and the mixture was stirred for another 2 h at 80 °C. Sodium acetate (263 g, 3.21 mol) was added, followed by H₂O₂ (30%; 210 mL) was added dropwise at 50-65 °C. The reaction mixture was cooled to RT and stirred for 1 h. The resulting precipitate was collected by filtration and recrystallized from 75% EtOH to afford 3-

hydroxy-5-methylpyrazine-2-carboxamide (119 g, 61% yield) as an orange solid. ¹H-NMR (400 MHz, DMSO-*d*₆): δ 8.75 (br s, 1H), 8.06 (br s, 1H), 7.83 (br s, 1H), 2.37 (s, 3H).

Step 2. 3-Chloro-5-methylpyrazine-2-carbonitrile

[00249] To a mixture of 3-hydroxy-5-methylpyrazine-2-carboxamide (155 g, 1.01 mol) and TEA (205 g, 2.03 mol) was added dropwise POCl₃ (500 mL) at 0 °C. The reaction mixture was refluxed for 4 h and then cooled to room temperature. The mixture was concentrated under vacuum and then ethyl acetate (500 mL) and saturated aqueous NaHCO₃ (1000 mL) were added. The organic phase was separated and the aqueous phase was extracted with ethyl acetate (2 x 500 mL). The combined organic phases were dried over anhydrous sodium sulfate, filtered, and concentrated. The residue was purified by silica gel column chromatography eluting with petroleum ether / EtOAc (95:5) to afford 3-chloro-5-methylpyrazine-2-carbonitrile (55 g, 35% yield) as a light yellow solid. ¹H NMR (400 MHz, CDCl₃): δ 8.51 (s, 1H), 2.69 (s, 3H).

Step 3. Methyl 7-amino-3-methylthieno[2,3-*b*]pyrazine-6-carboxylate

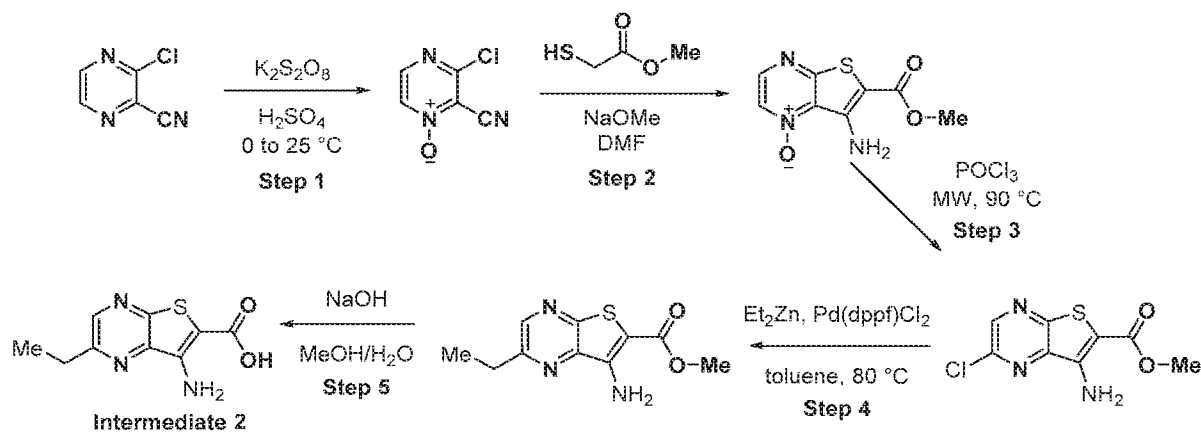
[00250] To a solution of 3-chloro-5-methylpyrazine-2-carbonitrile (19 g, 0.12 mol) and methyl 2-mercaptoacetate (14 g, 0.13 mol) in THF (200 mL) was added NaH (60% dispersion in mineral oil; 7.5 g, 0.19 mol) in small portions at 0 °C. The reaction mixture was stirred overnight at RT and then water (200 mL) was carefully added to quench the reaction. The resulting mixture was extracted with ethyl acetate (2 x 300 mL). The combined organic phases were dried over anhydrous sodium sulfate, filtered, and concentrated. The residue was purified via silica gel column chromatography eluting with petroleum ether / EtOAc (90:10 to 70:30) to afford methyl 7-amino-3-methylthieno[2,3-*b*]pyrazine-6-carboxylate (20 g, 72% yield) as a light yellow solid. ¹H NMR (400 MHz, DMSO-*d*₆): δ 8.68 (s, 1H), 7.10 (br s, 2H), 3.83 (s, 3H), 2.65 (s, 3H).

Step 4. 7-Amino-3-methylthieno[2,3-*b*]pyrazine-6-carboxylic acid

[00251] To a solution of methyl 7-amino-3-methylthieno[2,3-*b*]pyrazine-6-carboxylate (50 g, 0.22 mol) in THF (200 mL) and water (200 mL) was added NaOH (13 g, 0.34 mol) at RT. The reaction mixture was stirred for 4 h at 50 °C, cooled to RT, and then washed with ethyl acetate (2 x 200 mL). The aqueous layer was separated and the pH was adjusted to 4-5 with aqueous HCl (2M). The resulting precipitate was isolated by filtration and dried to afford 7-amino-3-

methylthieno[2,3-*b*]pyrazine-6-carboxylic acid (45 g, 96% yield) as a yellow solid. ^1H NMR (400 MHz, DMSO-*d*₆): δ 12.97 (br s, 1H), 8.66 (s, 1H), 6.96 (br s, 2H), 2.65 (s, 3H).

Example 2: Intermediate 2. 7-Amino-3-ethylthieno[2,3-*b*]pyrazine-6-carboxylic acid



Step 1. 3-Chloro-2-cyanopyrazine 1-oxide

[00252] Into a 250-mL 3-necked round-bottom flask was added 3-chloropyrazine-2-carbonitrile (10.0 g, 71.7 mmol) and concentrated sulfuric acid (70 mL) followed by the portionwise addition of $\text{K}_2\text{S}_2\text{O}_8$ (23.3 g, 86.3 mmol) at 0 °C. The resulting solution was stirred for 24 h at 25 °C and then extracted with ethyl acetate (3 x 500 mL). The combined organic layers were dried over anhydrous sodium sulfate, filtered, and concentrated *in vacuo*. The crude product was triturated with petroleum ether (100 mL) and the resulting solids were collected by filtration and dried under vacuum to afford 3-chloro-2-cyanopyrazine 1-oxide as a yellow solid which was carried on without further purification (3.4 g, 31%). LCMS (ESI, *m/z*): 156 [$\text{M}+\text{H}$]⁺.

Step 2. 7-Amino-6-(methoxycarbonyl)thieno[2,3-*b*]pyrazine 1-oxide

[00253] Into a 250-mL round-bottom flask, purged and maintained with an inert atmosphere of nitrogen, was added 3-chloro-2-cyanopyrazine 1-oxide (4.40 g, 28.3 mmol), methyl 2-mercaptoacetate (3.01 g, 28.4 mmol), and DMF (40 mL) followed by the portionwise addition of sodium methoxide (6.13 g, 114 mmol) at 0 °C. The resulting mixture was stirred for 13 h at 25 °C and then quenched by the addition of water (150 mL). The resulting solution was extracted with ethyl acetate (3 x 200 mL). The combined organic layers were dried over anhydrous sodium sulfate, filtered, and concentrated *in vacuo*. The crude product was purified via silica gel chromatography and eluted with ethyl acetate/petroleum ether (1:100 to 10:1) to afford 7-amino-

6-(methoxycarbonyl)thieno[2,3-*b*]pyrazine 1-oxide as a yellow solid (2.3 g, 36%). LCMS (ESI, *m/z*): 226 [M+H]⁺.

Step 3. Methyl 7-amino-2-chlorothieno[2,3-*b*]pyrazine-6-carboxylate

[00254] Into a 12-mL microwave tube was added 7-amino-6-(methoxycarbonyl)thieno[2,3-*b*]pyrazine 1-oxide (0.600 g, 2.66 mmol) and POCl₃ (6 mL). The resulting solution was heated under microwave irradiation for 1 h at 90 °C. The reaction mixture was cooled to RT and then concentrated *in vacuo*. The crude product was taken up into water (50 mL) and the resulting aqueous mixture was extracted with ethyl acetate (3 x 100 mL). The organic layers were combined, dried over anhydrous sodium sulfate, filtered, and concentrated *in vacuo*. The crude product was purified via silica gel chromatography and eluted with ethyl acetate/petroleum ether (1:100 to 10:1) to afford methyl 7-amino-2-chlorothieno[2,3-*b*]pyrazine-6-carboxylate as a yellow solid (200 mg, 31%). LCMS (ESI, *m/z*): 244 [M+H]⁺.

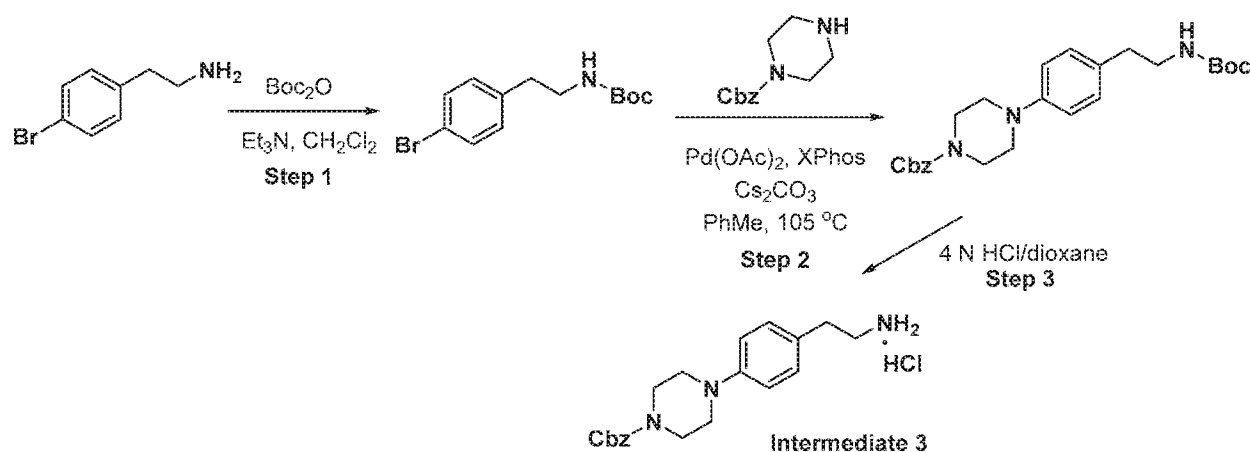
Step 4. Methyl 7-amino-2-ethylthieno[2,3-*b*]pyrazine-6-carboxylate

[00255] Into a 25-mL round-bottom flask, purged and maintained with an inert atmosphere of nitrogen, was added methyl 7-amino-2-chlorothieno[2,3-*b*]pyrazine-6-carboxylate (0.20 g, 0.82 mmol), Pd(dppf)Cl₂·CH₂Cl₂ (0.13 g, 0.16 mmol), and toluene (7 mL). A solution of diethylzinc in toluene (1.5 M, 4.11 mL, 6.16 mmol) was then added and the resulting solution was stirred for 18 h at 80 °C. The reaction was cooled to RT and concentrated *in vacuo*. The crude product was purified via silica gel chromatography and eluted with ethyl acetate/petroleum ether (1:3) to afford methyl 7-amino-2-ethylthieno[2,3-*b*]pyrazine-6-carboxylate as a yellow solid (190 mg, 98%). LCMS (ESI, *m/z*): 238 [M+H]⁺.

Step 5. 7-Amino-2-ethylthieno[2,3-*b*]pyrazine-6-carboxylic acid

[00256] Into a 25-mL round-bottom flask was added methyl 7-amino-2-ethylthieno[2,3-*b*]pyrazine-6-carboxylate (0.190 g, 0.80 mmol), methanol (3 mL), water (1 mL), and sodium hydroxide (0.064 g, 1.60 mmol). The resulting solution was stirred for 18 h at 25 °C and then concentrated *in vacuo* to remove most of the organic solvent. The pH of the solution was adjusted to approximately 7 with aqueous HCl (1M). The resulting solids were collected by filtration and dried *in vacuo* to afford 7-amino-2-ethylthieno[2,3-*b*]pyrazine-6-carboxylic acid as a yellow solid (125 mg, 70%). LCMS (ESI, *m/z*): 224 [M+H]⁺.

Example 3: Intermediate 3. Benzyl 4-(4-(2-aminoethyl)phenyl)piperazine-1-carboxylate (hydrochloride salt)



Step 1. tert-Butyl (4-bromophenethyl)carbamate

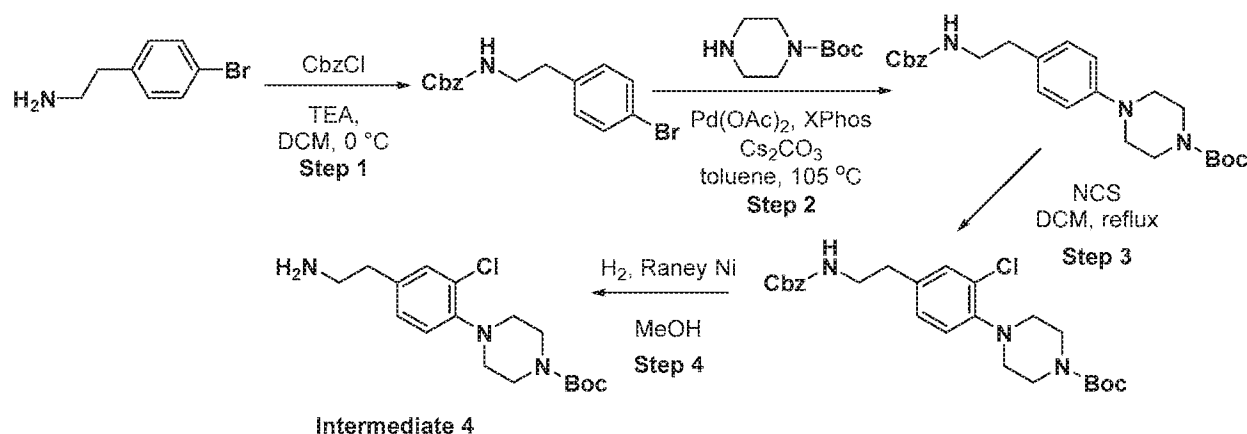
[00257] To a solution of 2-(4-bromophenyl)ethan-1-amine (5.00 g, 25.0 mmol) in anhydrous dichloromethane (50 mL) was added Boc_2O (6.57 g, 30.1 mmol) followed by Et_3N (10.4 mL, 74.9 mmol). The resulting solution was stirred overnight at 25 °C and then concentrated *in vacuo*. The crude product was purified by FCC eluting with ethyl acetate/petroleum ether (PE/EA=3:1) to afford *tert*-butyl (4-bromophenethyl)carbamate as a white solid (7.1 g, 95%). LCMS (ESI, m/z): 300 $[\text{M}+\text{H}]^+$.

Step 2. Benzyl 4-(4-(2-((tert-butoxycarbonyl)amino)ethyl)phenyl)piperazine-1-carboxylate

[00258] Into a 100-mL round-bottom flask, purged and maintained with an inert atmosphere of nitrogen, was added *tert*-butyl (4-bromophenethyl)carbamate (4.00 g, 13.3 mmol) and anhydrous toluene (50 mL). To the resulting solution was added benzyl piperazine-1-carboxylate (3.53 g, 16.0 mmol), $\text{Pd}(\text{OAc})_2$ (300 mg, 1.34 mmol), XPhos (1.28 g, 2.69 mmol), and Cs_2CO_3 (13.1 g, 40.0 mmol). The reaction mixture was stirred overnight at 105 °C in an oil bath and then cooled to RT and quenched by the addition of H_2O (200 mL). The resulting mixture was extracted with ethyl acetate (2 x 50 mL). The combined organic layers were washed with brine (1 x 200 mL), dried over anhydrous sodium sulfate, filtered, and concentrated *in vacuo*. The crude product was purified by FCC eluting with ethyl acetate/petroleum ether (PE/EA=3:1) to afford benzyl 4-(4-(2-((tert-butoxycarbonyl)amino)ethyl)phenyl)piperazine-1-carboxylate as a yellow solid (5 g, 85%). LCMS (ESI, m/z): 440 $[\text{M}+\text{H}]^+$.

Step 3. Benzyl 4-(4-(2-aminoethyl)phenyl)piperazine-1-carboxylate (hydrochloride salt)

[00259] Into a 100-mL round-bottom flask was added benzyl 4-(4-(2-((*tert*-butoxycarbonyl)amino)ethyl)phenyl)piperazine-1-carboxylate (3.0 g, 6.83 mmol), followed by 4 N hydrogen chloride/dioxane (10 mL). The resulting solution was stirred for 1 h at RT then was concentrated *in vacuo* to afford benzyl 4-(4-(2-aminoethyl)phenyl)piperazine-1-carboxylate (hydrochloride salt) as a yellow solid (2.0 g, 86%). LCMS (ESI, *m/z*): 340 [M+H]⁺.

Example 4: Intermediate 4. *tert*-Butyl 4-[4-(2-aminoethyl)-2-chlorophenyl]piperazine-1-carboxylate**Step 1. Benzyl *N*-[2-(4-bromophenyl)ethyl]carbamate**

[00260] Into a 1-L 3-necked round-bottom flask was added 2-(4-bromophenyl)ethan-1-amine (80.0 g, 400 mmol), anhydrous DCM (800 mL), and TEA (48.7 g, 67.1 mL, 481mmol). The resulting mixture was cooled to 0 °C and then a solution of benzyl chloroformate (68.3 g, 56.9 mL, 400 mmol) in anhydrous DCM (20 mL) was added dropwise. The resulting solution was stirred for 2 h at 0 °C and then concentrated *in vacuo*. The crude product was purified via silica gel chromatography and eluted with ethyl acetate/petroleum ether (1:3) to afford benzyl *N*-[2-(4-bromophenyl)ethyl]carbamate as a white solid (100 g, 75%). LCMS (ESI, *m/z*): 334 [M+H]⁺.

Step 2. *tert*-Butyl 4-[4-(2-[[benzyloxy]carbonyl]amino)ethyl]phenyl]piperazine-1-carboxylate

[00261] Into a 1-L round-bottom flask, purged and maintained with an inert atmosphere of nitrogen, was added benzyl *N*-[2-(4-bromophenyl)ethyl]carbamate (50.0 g, 150 mmol), toluene (500 mL), *tert*-butyl piperazine-1-carboxylate (34.0 g, 183 mmol), Pd(OAc)₂ (3.40 g, 15.1

mmol), XPhos (14.3 g, 30.3 mmol), and Cs₂CO₃ (98.0 g, 301 mmol). The resulting mixture was stirred overnight at 105 °C and then cooled to RT and poured into water (300 mL). The resulting mixture was extracted with ethyl acetate (3 x 300 mL). The combined organic layers were dried over anhydrous sodium sulfate, filtered, and concentrated *in vacuo*. The crude product was purified via silica gel chromatography and eluted with ethyl acetate/petroleum ether (1:1) to afford *tert*-butyl 4-[4-(2-[[[(benzyloxy)carbonyl]amino]ethyl]phenyl]piperazine-1-carboxylate as a yellow solid (26 g, 40%). LCMS (ESI, *m/z*): 440 [M+H]⁺.

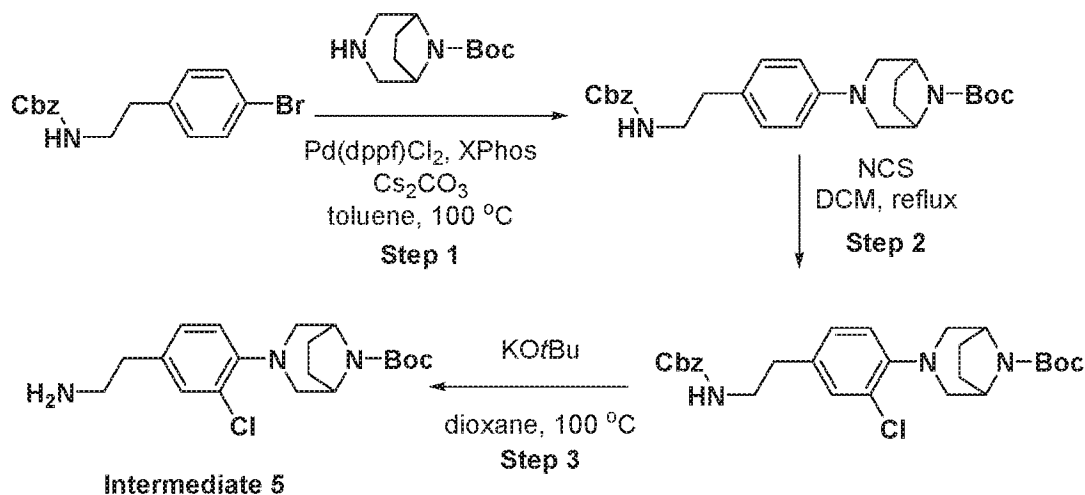
Step 3. *tert*-Butyl 4-[4-(2-[[[(benzyloxy)carbonyl]amino]ethyl)-2-chlorophenyl]piperazine-1-carboxylate

[00262] Into a 250-mL round-bottom flask was added *tert*-butyl 4-[4-(2-[[[(benzyloxy)carbonyl]amino]ethyl]phenyl]piperazine-1-carboxylate (5.40 g, 12.3 mmol), DCM (100 mL), and *N*-chlorosuccinimide (1.64 g, 12.3 mmol). The resulting solution was stirred overnight at reflux and then cooled to RT and concentrated *in vacuo*. The crude product was purified via silica gel chromatography and eluted with ethyl acetate/petroleum ether (1:1) to afford *tert*-butyl 4-[4-(2-[[[(benzyloxy)carbonyl]amino]ethyl)-2-chlorophenyl]piperazine-1-carboxylate as an orange oil (5.1 g, 88%). LCMS (ESI, *m/z*): 474 [M+H]⁺.

Step 4. *tert*-Butyl 4-[4-(2-aminoethyl)-2-chlorophenyl]piperazine-1-carboxylate

[00263] Into a 500-mL round-bottom flask, purged and maintained under an atmosphere of nitrogen, was added Raney Ni (5 g), methanol (250 mL), and *tert*-butyl 4-[4-(2-[[[(benzyloxy)carbonyl]amino]ethyl)-2-chlorophenyl]piperazine-1-carboxylate (10.0 g, 21.1 mmol). The resulting mixture was sparged with hydrogen and then stirred overnight at RT under a hydrogen atmosphere. The solids were removed by filtration over Celite, and the filtrate was concentrated *in vacuo* to afford *tert*-butyl 4-[4-(2-aminoethyl)-2-chlorophenyl]piperazine-1-carboxylate as a gray solid (6.8 g, 95%) that was carried on without further purification. LCMS (ESI, *m/z*): 340 [M+H]⁺.

Example 5: Intermediate 5. *tert*-Butyl 3-[4-(2-aminoethyl)-2-chlorophenyl]-3,8-diazabicyclo[3.2.1]octane-8-carboxylate



Step 1. *tert*-Butyl 3-[4-(2-[[[(benzyloxy)carbonyl]amino]ethyl]phenyl]-3,8-diazabicyclo[3.2.1]octane-8-carboxylate

[00264] Into a 50-mL 3-necked round-bottom flask, purged and maintained under an atmosphere of nitrogen, was added benzyl *N*-[2-(4-bromophenyl)ethyl]carbamate (0.692 g, 2.07 mmol), toluene (10 mL), *tert*-butyl 3,8-diazabicyclo[3.2.1]octane-8-carboxylate (0.400 g, 1.88 mmol), Cs₂CO₃ (1.85 g, 5.68 mmol), Pd(dppf)Cl₂ (0.078 g, 0.10 mmol), and XPhos (0.090 g, 0.20 mmol). The resulting solution was stirred overnight at 100 °C in an oil bath and then cooled to RT and concentrated *in vacuo*. The crude product was purified via silica gel chromatography and eluted with ethyl acetate/petroleum ether (1:10) to afford *tert*-butyl 3-[4-(2-[[[(benzyloxy)carbonyl]amino]ethyl]phenyl]-3,8-diazabicyclo[3.2.1]octane-8-carboxylate as a yellow oil (440 mg, 50%). LCMS (ESI, *m/z*): 466 [M+H]⁺.

Step 2. *tert*-Butyl 3-[4-(2-[[[(benzyloxy)carbonyl]amino]ethyl)-2-chlorophenyl]-3,8-diazabicyclo[3.2.1]octane-8-carboxylate

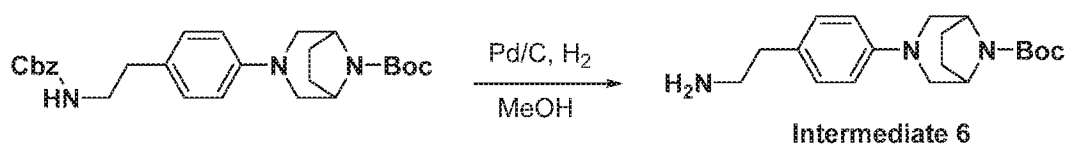
[00265] Into a 25-mL round-bottom flask was added *tert*-butyl 3-[4-(2-[[[(benzyloxy)carbonyl]amino]ethyl]phenyl]-3,8-diazabicyclo[3.2.1]octane-8-carboxylate (0.44 g, 0.95 mmol), DCM (5 mL), and NCS (0.13 g, 0.94 mmol). The resulting solution was stirred overnight at 40 °C in an oil bath. The reaction mixture was concentrated *in vacuo*. The crude product was purified via silica gel chromatography and eluted with ethyl acetate/petroleum ether

(1:10) to afford *tert*-butyl 3-[4-(2-[[[(benzyloxy)carbonyl]amino]ethyl)-2-chlorophenyl]-3,8-diazabicyclo[3.2.1]octane-8-carboxylate as a yellow oil (200 mg, 42%). LCMS (ESI, m/z): 500 $[M+H]^+$.

Step 3. *tert*-Butyl 3-[4-(2-aminoethyl)-2-chlorophenyl]-3,8-diazabicyclo[3.2.1]octane-8-carboxylate

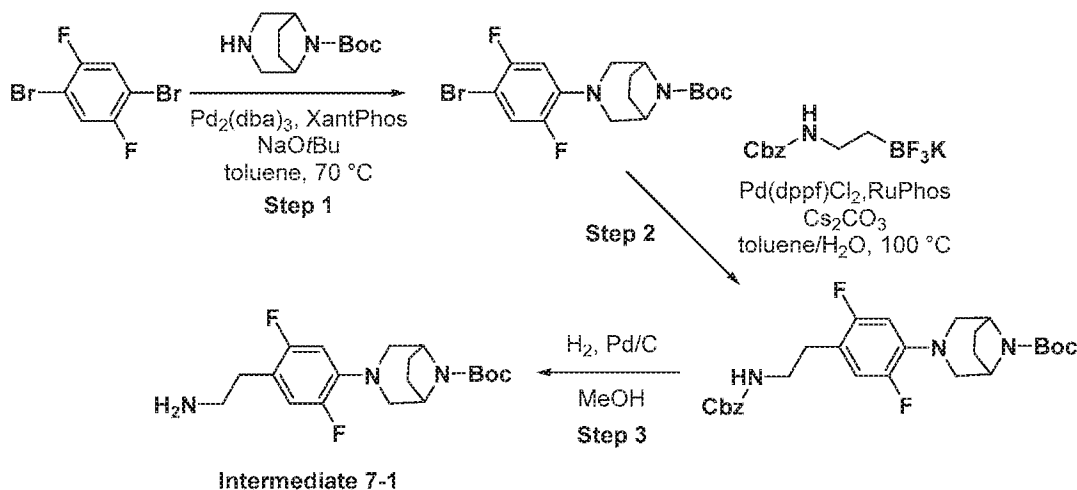
[00266] Into a 50-mL round-bottom flask was added *tert*-butyl 3-[4-(2-[[[(benzyloxy)carbonyl]amino]ethyl)-2-chlorophenyl]-3,8-diazabicyclo[3.2.1]octane-8-carboxylate (0.20 g, 0.40 mmol), 1,4-dioxane (6 mL), and potassium *tert*-butoxide (0.135 g, 1.20 mmol). The resulting solution was stirred for 2 h at 100 °C in an oil bath and then cooled to RT. The reaction mixture was diluted with water (10 mL) and then extracted with dichloromethane (3 x 10 mL). The combined organic layers were washed with brine, dried over anhydrous sodium sulfate, filtered, and concentrated *in vacuo* to afford *tert*-butyl 3-[4-(2-aminoethyl)-2-chlorophenyl]-3,8-diazabicyclo[3.2.1]octane-8-carboxylate as an off-white solid (140 mg, 96%). LCMS (ESI, m/z): 366 $[M+H]^+$.

Example 6: Intermediate 6. *tert*-Butyl 3-(4-(2-aminoethyl)phenyl)-3,8-diazabicyclo[3.2.1]octane-8-carboxylate



[00267] Into a 50-mL round-bottom flask, purged and maintained under an atmosphere of nitrogen, was added *tert*-butyl 3-[4-(2-[[[(benzyloxy)carbonyl]amino]ethyl)phenyl]-3,8-diazabicyclo[3.2.1] octane-8-carboxylate (0.25 g, 0.54 mmol), methanol (8 mL), and 10% palladium on carbon (100 mg). The resulting mixture was sparged with hydrogen and then stirred for 2 h at RT under a hydrogen atmosphere. The solids were removed by filtration over Celite and the filtrate was concentrated *in vacuo* to afford *tert*-butyl 3-(4-(2-aminoethyl)phenyl)-3,8-diazabicyclo[3.2.1]octane-8-carboxylate as a yellow oil which was carried on without further purification (170 mg, 96%). LCMS (ESI, m/z): 332 $[M+H]^+$.

Example 7-1: Intermediate 7-1. *tert*-Butyl 3-[4-(2-aminoethyl)-2,5-difluorophenyl]-3,8-diazabicyclo[3.2.1]octane-8-carboxylate



Step 1. *tert*-Butyl 3-(4-bromo-2,5-difluorophenyl)-3,8-diazabicyclo[3.2.1]octane-8-carboxylate

[00268] Into a 1-L round-bottom flask, purged and maintained with an inert atmosphere of nitrogen, was added 1,4-dibromo-2,5-difluorobenzene (15.0 g, 55.0 mmol), *tert*-butyl 3,8-diazabicyclo[3.2.1]octane-8-carboxylate (10.6 g, 49.9 mmol), Pd₂(dba)₃·CHCl₃ (2.59 g, 2.50 mmol), XantPhos (2.89 g, 5.00 mmol), sodium *tert*-butoxide (9.60 g, 99.9 mmol), and toluene (500 mL). The resulting solution was stirred for 45 min at 70 °C and then cooled to RT and quenched by the addition water (100 mL). The resulting solution was extracted with ethyl acetate (3 x 100 mL) and the combined organic layers were dried over anhydrous sodium sulfate, filtered, and concentrated *in vacuo*. The crude product was purified by silica gel column and eluted with ethyl acetate/petroleum ether (1:10) to afford *tert*-butyl 3-(4-bromo-2,5-difluorophenyl)-3,8-diazabicyclo[3.2.1]octane-8-carboxylate as light yellow oil (15 g, 67%). LCMS (ESI, *m/z*): 403,405 [M+H]⁺.

Step 2. *tert*-Butyl 3-[4-(2-[[[(benzyloxy)carbonyl]amino]ethyl]-2,5-difluorophenyl]-3,8-diazabicyclo[3.2.1]octane-8-carboxylate

[00269] Into a 1-L round-bottom flask, purged and maintained with an inert atmosphere of nitrogen, was added *tert*-butyl 3-(4-bromo-2,5-difluorophenyl)-3,8-diazabicyclo[3.2.1]octane-8-carboxylate (14.0 g, 34.7 mmol), potassium [2-(benzyloxycarbonylamino)ethyl] trifluoroborate

(10.9 g, 38.2 mmol), Pd(dppf)Cl₂ (2.55 g, 3.49 mmol), RuPhos (3.25 g, 6.96 mmol), Cs₂CO₃ (22.7 g, 69.7 mmol), toluene (500 mL), and water (100 mL). The reaction mixture was stirred for 3 h at 100 °C and then cooled to room temperature. The resulting mixture was extracted with ethyl acetate (3 x 100 mL) and the combined organic layers were dried over anhydrous sodium sulfate, filtered, and concentrated *in vacuo*. The crude product was purified via silica gel chromatography and eluted with ethyl acetate/petroleum ether (PE/EA = 100:1 to 5:1) to afford *tert*-butyl 3-[4-(2-[[[(benzyloxy)carbonyl]amino]ethyl)-2,5-difluorophenyl]-3,8-diazabicyclo[3.2.1]octane-8-carboxylate as a yellow oil (12 g, 62%). LCMS (ESI, *m/z*): 502 [M+H]⁺.

Step 3. *tert*-Butyl 3-[4-(2-aminoethyl)-2,5-difluorophenyl]-3,8-diazabicyclo[3.2.1]octane-8-carboxylate

[00270] Into a 1-L round-bottom flask, purged and maintained under an atmosphere of nitrogen, was added *tert*-butyl 3-[4-(2-[[[(benzyloxy)carbonyl]amino]ethyl)-2,5-difluorophenyl]-3,8-diazabicyclo[3.2.1]octane-8-carboxylate (12.0 g, 23.9 mmol), 10% palladium on carbon (12 g), and methanol (500 mL). The resulting mixture was sparged with H₂ and then stirred for 1 h at 20 °C under a hydrogen atmosphere. The solids were removed by filtration over Celite, and the filtrate was concentrated *in vacuo*. The crude product was purified via silica gel chromatography and eluted with dichloromethane/methanol (100:1 to 10:1) to afford *tert*-butyl 3-[4-(2-aminoethyl)-2,5-difluorophenyl]-3,8-diazabicyclo[3.2.1]octane-8-carboxylate as a light yellow oil (8.91 g, 99%). LCMS (ESI, *m/z*): 368 [M+H]⁺.

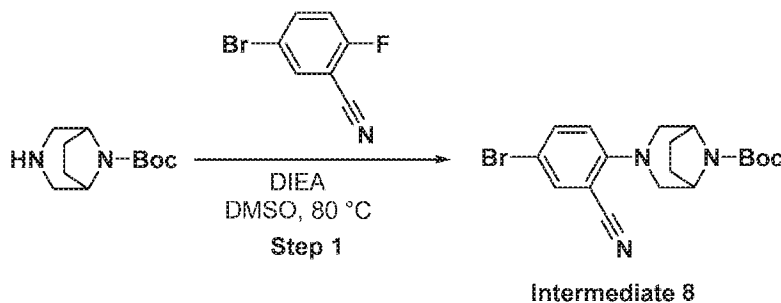
[00271] The Intermediate in Table 1 below was synthesized according to the procedures outlined above for **Example 7-1, Intermediate 7-1**, using the appropriate synthetic precursors.

Table 1:

Intermediate No.:	Precursor Used (Notes)	MS (ESI, <i>m/z</i>) [M+H]
Intermediate 7-2. <i>tert</i> -Butyl 4-(4-(2-aminoethyl)-2,5-difluorophenyl)piperazine-1-carboxylate	<i>tert</i> -Butyl piperazine-1-carboxylate and 1,4-dibromo-2,5-difluorobenzene (Step 1 was conducted at 80 °C, Step 2 was conducted at 95 °C)	342
Intermediate 7-3. <i>tert</i> -Butyl 7-(4-(2-aminoethyl)-2,5-difluorophenyl)-9-oxa-3,7-diazabicyclo[3.3.1]nonane-3-	<i>tert</i> -Butyl 9-oxa-3,7-diazabicyclo[3.3.1]nonane-3-carboxylate and 1,4-dibromo-2,5-difluorobenzene (Step 2 was conducted in DMF and water.)	384

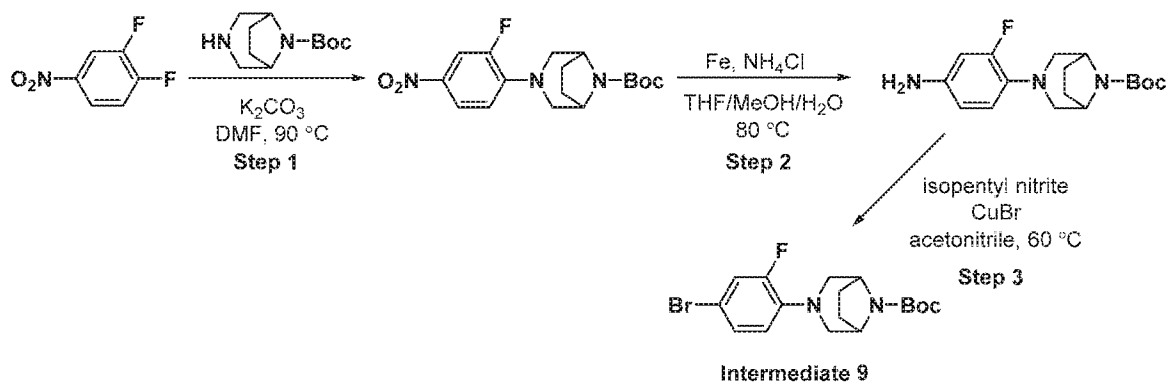
Intermediate No.:	Precursor Used (Notes)	MS (ESI, m/z) [M+H]
carboxylate		

Example 8: Intermediate 8. *tert*-Butyl 3-(4-bromo-2-cyanophenyl)-3,8-diazabicyclo[3.2.1]octane-8-carboxylate



[00272] Into a 100-mL round-bottom flask was added *tert*-butyl 3,8-diazabicyclo[3.2.1]octane-8-carboxylate (1.00 g, 4.71 mmol), 5-bromo-2-fluorobenzonitrile (1.88 g, 9.40 mmol), DIEA (1.83 g, 2.47 mL, 14.2mmol), and DMSO (25 mL). The resulting mixture was stirred for 24 h at 80 °C in an oil bath and then cooled to RT and quenched by the addition of water (20 mL). The resulting solution was extracted with ethyl acetate (2 x 20 mL) and the combined organic layers were dried over anhydrous sodium sulfate, filtered, and concentrated *in vacuo*. The crude product was purified via silica gel chromatography and eluted with ethyl acetate/petroleum ether (1:5) to afford *tert*-butyl 3-(4-bromo-2-cyanophenyl)-3,8-diazabicyclo[3.2.1]octane-8-carboxylate as a yellow oil (550 mg, 30%). LCMS (ESI, m/z): 392, 394 [M+H]⁺.

Example 9: Intermediate 9. *tert*-Butyl 3-(4-bromo-2-fluorophenyl)-3,8-diazabicyclo[3.2.1]octane-8-carboxylate



Step 1. *tert*-Butyl 3-(2-fluoro-4-nitrophenyl)-3,8-diazabicyclo[3.2.1]octane-8-carboxylate

[00273] Into a 100-mL round-bottom flask, purged and maintained with an inert atmosphere of nitrogen, was added 1,2-difluoro-4-nitrobenzene (1.00 g, 6.29 mmol), *tert*-butyl 3,8-diazabicyclo[3.2.1]octane-8-carboxylate (1.47 g, 6.92 mmol), potassium carbonate (2.60 g, 18.8 mmol), and DMF (10 mL). The resulting mixture was stirred for 4 h at $90\text{ }^\circ\text{C}$ and then cooled to RT and quenched by the addition of water (20 mL). The resulting solution was extracted with ethyl acetate (3 x 10 mL) and the combined organic layers were dried over anhydrous sodium sulfate, filtered, and concentrated *in vacuo*. The crude product was purified via silica gel chromatography and eluted with ethyl acetate/petroleum ether (1:10) to afford *tert*-butyl 3-(2-fluoro-4-nitrophenyl)-3,8-diazabicyclo[3.2.1]octane-8-carboxylate as a yellow solid (1.93 g, 87%). LCMS (ESI, m/z): 352 $[M+H]^+$.

Step 2. *tert*-Butyl 3-(4-amino-2-fluorophenyl)-3,8-diazabicyclo[3.2.1]octane-8-carboxylate

[00274] Into a 100-mL round-bottom flask was added *tert*-butyl 3-(2-fluoro-4-nitrophenyl)-3,8-diazabicyclo[3.2.1]octane-8-carboxylate (1.63 g, 4.64 mmol), iron powder (1.30 g), ammonium chloride (1.23 g, 23.0 mmol), tetrahydrofuran (18 mL), methanol (18 mL), and water (3 mL). The resulting mixture was stirred for 4 h at $80\text{ }^\circ\text{C}$ and then cooled to RT. The solids were removed by filtration, and the filtrate was diluted with ethyl acetate (60 mL) and washed with water (20 mL). The organic layer was dried over anhydrous sodium sulfate, filtered, and concentrated *in vacuo* to afford *tert*-butyl 3-(4-amino-2-fluorophenyl)-3,8-diazabicyclo[3.2.1]

octane-8-carboxylate as a yellow oil (1.71 g). The material was used without further purification. LCMS (ESI, m/z): 322 [M+H]⁺.

Step 3. *tert*-Butyl 3-(4-bromo-2-fluorophenyl)-3,8-diazabicyclo[3.2.1]octane-8-carboxylate

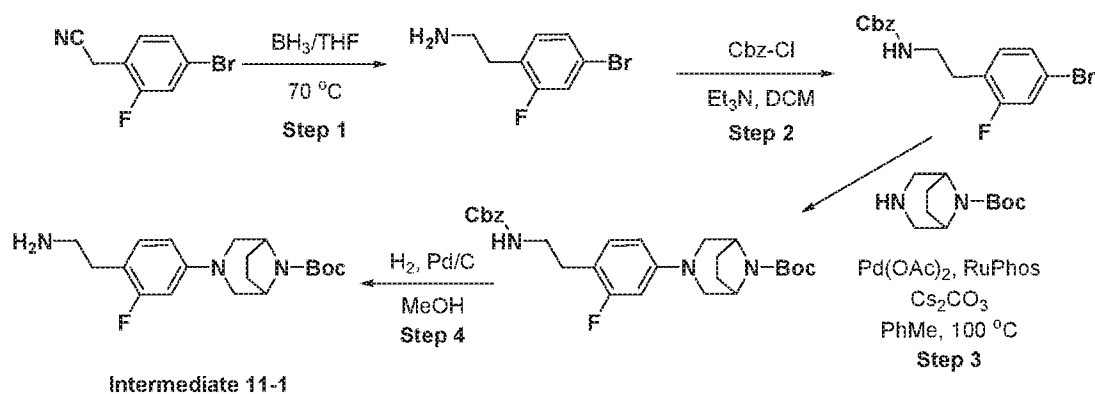
[00275] Into a 100-mL round-bottom flask, purged and maintained with an inert atmosphere of nitrogen, was added *tert*-butyl 3-(4-amino-2-fluorophenyl)-3,8-diazabicyclo[3.2.1]octane-8-carboxylate (1.71 g, 5.32 mmol), acetonitrile (30 mL), CuBr (1.53 g, 10.7 mmol), and isopentyl nitrite (0.938 g, 8.02 mmol). The resulting mixture was stirred for 3 h at 60 °C and then cooled to RT and concentrated *in vacuo*. The crude product was purified via silica gel chromatography and eluted with ethyl acetate/petroleum ether (1:8) to afford *tert*-butyl 3-(4-bromo-2-fluorophenyl)-3,8-diazabicyclo[3.2.1]octane-8-carboxylate as a yellow oil (448 mg, 22%). LCMS (ESI, m/z): 385, 387 [M+H]⁺.

[00276] The Intermediates in Table 2 below were synthesized according to the procedures outlined above for **Example 7-1, Intermediate 7-1** (Steps 2 and 3) using the appropriate synthetic precursors.

Table 2:

Intermediate No.:	Precursor Used (Notes)	MS (ESI, m/z) [M+H]
Intermediate 10-1. <i>tert</i> -Butyl 3-[4-(2-aminoethyl)-2-cyanophenyl]-3,8-diazabicyclo[3.2.1]octane-8-carboxylate	<i>tert</i> -Butyl 3-(4-bromo-2-cyanophenyl)-3,8-diazabicyclo[3.2.1]octane-8-carboxylate (Step 2 was conducted with THF as the solvent)	357
Intermediate 10-2. <i>tert</i> -Butyl 3-[4-(2-aminoethyl)-2-fluorophenyl]-3,8-diazabicyclo[3.2.1]octane-8-carboxylate	<i>tert</i> -Butyl 3-(4-bromo-2-fluorophenyl)-3,8-diazabicyclo[3.2.1]octane-8-carboxylate	350

Example 11-1: Intermediate 11-1. *tert*-Butyl 3-[4-(2-aminoethyl)-3-fluorophenyl]-3,8-diazabicyclo[3.2.1]octane-8-carboxylate



Step 1. 2-(4-Bromo-2-fluorophenyl)ethan-1-amine

[00277] Into a 100-mL round-bottom flask was added 2-(4-bromo-2-fluorophenyl)acetonitrile (1.20 g, 5.61 mmol), borane tetrahydrofuran complex (1M; 16.8 mL, 16.8 mmol), and THF (20 mL). The resulting solution was stirred for 18 h at 70 °C in an oil bath and then cooled to RT and quenched by the addition of methanol (5 mL). The resulting mixture was concentrated *in vacuo* to afford 2-(4-bromo-2-fluorophenyl)ethan-1-amine as a brown oil that was carried on without further purification (900 mg, 74%). LCMS (ESI, *m/z*): 218, 220 [M+H]⁺.

Step 2. Benzyl *N*-[2-(4-bromo-2-fluorophenyl)ethyl]carbamate

[00278] Into a 100-mL round-bottom flask was added 2-(4-bromo-2-fluorophenyl)ethan-1-amine (0.900 g, 4.13 mmol), benzyl chloroformate (0.915 g, 0.763 mL, 5.37 mmol), triethylamine (1.25 g, 1.72 mL, 12.38 mmol), and dichloromethane (10 mL). The resulting solution was stirred for 2 h at 20 °C and then quenched by the addition of water (10 mL) and extracted with ethyl acetate (3 x 20 mL). The organic layers were combined, dried over anhydrous sodium sulfate, filtered, and concentrated *in vacuo*. The crude product was purified via silica gel chromatography and eluted with ethyl acetate/petroleum ether (PE/EA=100:1 to 10:1) to afford benzyl *N*-[2-(4-bromo-2-fluorophenyl)ethyl]carbamate as a yellow solid (1.2 g, 83%). LCMS (ESI, *m/z*): 352, 354 [M+H]⁺.

Step 3. *tert*-Butyl 8-[4-(2-[[[(benzyloxy)carbonyl]amino]ethyl)-3-fluorophenyl]-3,8-diazabicyclo[3.2.1]octane-3-carboxylate

[00279] Into a 50-mL 3-necked round-bottom flask, purged and maintained with an inert atmosphere of nitrogen, was added benzyl *N*-[2-(4-bromo-2-fluorophenyl)ethyl]carbamate (0.500 g, 1.42 mmol), *tert*-butyl 3,8-diazabicyclo[3.2.1]octane-3-carboxylate (0.320 g, 1.51 mmol), Cs₂CO₃ (1.40 g, 4.30 mmol), Pd(OAc)₂ (0.032 g, 0.14 mmol), RuPhos (0.13 g, 0.29 mmol), and toluene (10 mL). The resulting mixture was stirred for 2 h at 100 °C in an oil bath and then cooled to RT and quenched by the addition of water (20 mL). The resulting solution was extracted with ethyl acetate (3 x 20 mL) and the combined organic layers were dried over anhydrous sodium sulfate, filtered, and concentrated *in vacuo*. The crude product was purified via silica gel chromatography and eluted with ethyl acetate/petroleum ether (PE/EA = 100:1 to 3:1) to afford *tert*-butyl 8-[4-(2-[[[(benzyloxy)carbonyl]amino]ethyl)-3-fluorophenyl]-3,8-diazabicyclo[3.2.1]octane-3-carboxylate as light yellow oil (220 mg, 32%). LCMS (ESI, *m/z*): 484 [M+H]⁺.

Step 4. *tert*-Butyl 3-[4-(2-aminoethyl)-3-fluorophenyl]-3,8-diazabicyclo[3.2.1]octane-8-carboxylate

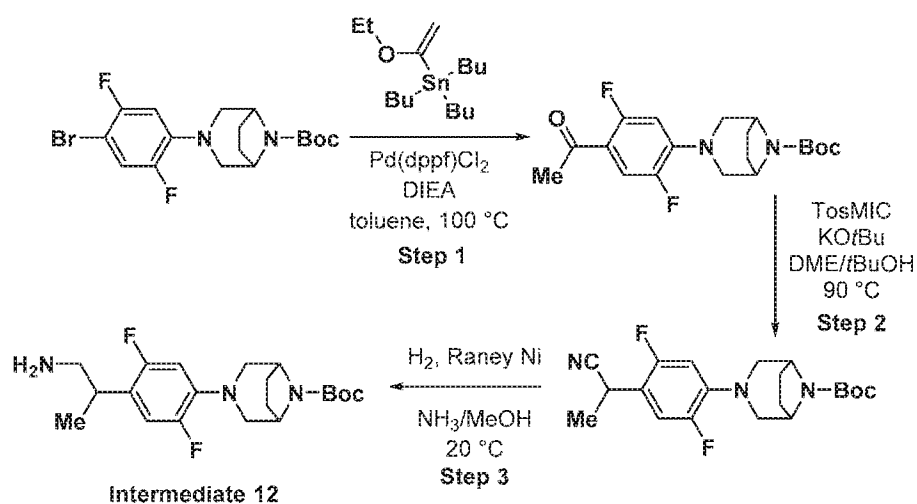
[00280] Into a 50-mL round-bottom flask, purged and maintained under an atmosphere of nitrogen, was added *tert*-butyl 8-[4-(2-[[[(benzyloxy)carbonyl]amino]ethyl)-3-fluorophenyl]-3,8-diazabicyclo[3.2.1]octane-3-carboxylate (0.22 g, 0.45 mmol), and methanol (10 mL) followed by the addition of 10% palladium on carbon (220 mg). The reaction mixture was sparged with hydrogen and stirred for 2 h at 20 °C under a hydrogen atmosphere (balloon pressure). The solids were removed by filtration over Celite and the filtrate was concentrated *in vacuo* to afford *tert*-butyl 3-[4-(2-aminoethyl)-3-fluorophenyl]-3,8-diazabicyclo[3.2.1]octane-8-carboxylate as a light yellow oil which was carried on without further purification (70 mg, 40%). LCMS (ESI, *m/z*): 350 [M+H]⁺.

[00281] The Intermediate in Table 3 below was synthesized according to the procedures outlined above for **Example 11-1, Intermediate 11-1**, using the appropriate synthetic precursors.

Table 3:

Intermediate No.:	Precursors Used (Notes)	MS (ESI, m/z) [M+H]
Intermediate 11-2. <i>tert</i> -Butyl 3-(4-(2-aminoethyl)-3,5-difluorophenyl)-3,8-diazabicyclo[3.2.1]octane-8-carboxylate	2-(4-Bromo-2,6-difluorophenyl)acetonitrile (XPhos was used instead of RuPhos in Step 3; EtOH was used as solvent in Step 4)	368

Example 12-1: Intermediate 12-1. *tert*-butyl 3-[4-(1-aminopropan-2-yl)-2,5-difluorophenyl]-3,8-diazabicyclo[3.2.1]octane-8-carboxylate



Step 1. *tert*-Butyl 3-(4-acetyl-2,5-difluorophenyl)-3,8-diazabicyclo[3.2.1]octane-8-carboxylate

[00282] Into a 250-mL round-bottom flask, purged and maintained with an inert atmosphere of nitrogen, was added *tert*-butyl 3-(4-bromo-2,5-difluorophenyl)-3,8-diazabicyclo[3.2.1]octane-8-carboxylate (1.30 g, 3.22 mmol), tributyl(1-ethoxyvinyl)stannane (1.75 g, 1.64 mL, 4.85 mmol), Pd(dppf)Cl₂·CH₂Cl₂ (0.53 g, 0.64 mmol), DIEA (1.25 g, 1.68 mL, 9.67 mmol), and toluene (100 mL). The resulting solution was stirred for 18 h at 100 °C and then cooled to RT and quenched by the addition of saturated aqueous ammonium chloride solution (30 mL). The resulting mixture was extracted with ethyl acetate (3 x 100 mL) and the combined organic layers were dried over sodium sulfate, filtered, and concentrated *in vacuo*. The crude product was purified via silica gel chromatography and eluted with ethyl acetate/petroleum ether (1:100 to

1:10) to afford *tert*-butyl 3-(4-acetyl-2,5-difluorophenyl)-3,8-diazabicyclo[3.2.1]octane-8-carboxylate as a light yellow oil (460 mg, 35%). LCMS (ESI, *m/z*): 367 [M+H]⁺.

Step 2. *tert*-Butyl 3-[4-(1-cyanoethyl)-2,5-difluorophenyl]-3,8-diazabicyclo[3.2.1]octane-8-carboxylate

[00283] Into a 100-mL round-bottom flask was added *tert*-butyl 3-(4-acetyl-2,5-difluorophenyl)-3,8-diazabicyclo[3.2.1]octane-8-carboxylate (0.420 g, 1.15 mmol), *p*-toluenesulfonyl isocyanide (0.336 g, 1.71 mmol), potassium *t*-butoxide (0.321 g, 2.86 mmol), *t*-butanol (10 mL), and ethylene glycol dimethyl ether (10 mL). The resulting solution was stirred for 18 h at 90 °C and then cooled to RT and quenched by the addition of water (50 mL). The resulting mixture was extracted with ethyl acetate (3 x 20 mL) and the combined organic layers were dried over sodium sulfate, filtered, and concentrated *in vacuo*. The crude product was purified via silica gel chromatography and eluted with ethyl acetate/petroleum ether (1:100 to 1:10) to afford *tert*-butyl 3-[4-(1-cyanoethyl)-2,5-difluorophenyl]-3,8-diazabicyclo[3.2.1]octane-8-carboxylate as a light yellow solid (350 mg, 73%). LCMS (ESI, *m/z*): 378 [M+H]⁺.

Step 3. *tert*-Butyl 3-[4-(1-aminopropan-2-yl)-2,5-difluorophenyl]-3,8-diazabicyclo[3.2.1]octane-8-carboxylate

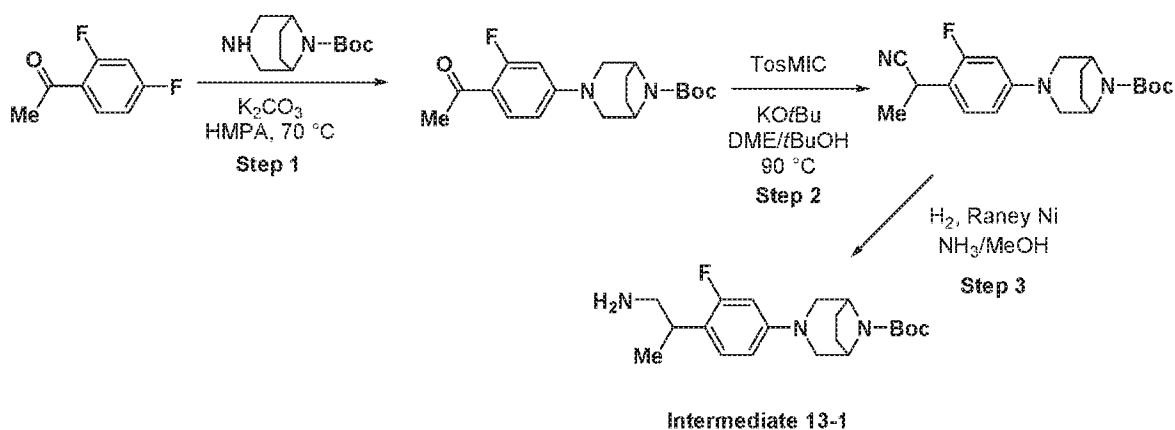
[00284] Into a 50-mL round-bottom flask, purged and maintained under an atmosphere of nitrogen, was added *tert*-butyl 3-[4-(1-cyanoethyl)-2,5-difluorophenyl]-3,8-diazabicyclo[3.2.1]octane-8-carboxylate (0.35 g, 0.93 mmol), Raney Ni (0.350 g), and a solution of ammonia in methanol (7 M, 20 mL). The resulting mixture was sparged with H₂ and then stirred for 2 h at 20 °C under a hydrogen atmosphere (balloon pressure). The solids were removed by filtration over Celite and the filtrate was concentrated *in vacuo* to afford *tert*-butyl 3-[4-(1-aminopropan-2-yl)-2,5-difluorophenyl]-3,8-diazabicyclo[3.2.1]octane-8-carboxylate as a light yellow solid (200 mg, 51%). LCMS (ESI, *m/z*): 382 [M+H]⁺.

[00285] The Intermediate in Table 4 below was synthesized according to the procedures outlined above for Example 12-1, Intermediate 12-1, using the appropriate synthetic precursors.

Table 4:

Intermediate No.:	Precursors Used (Notes)	MS (ESI, m/z) [M+H]
Intermediate 12-2. <i>tert</i> -Butyl 7-(4-(1-aminopropan-2-yl)-2,5-difluorophenyl)-9-oxa-3,7-diazabicyclo[3.3.1]nonane-3-carboxylate	<i>tert</i> -Butyl 7-(4-bromo-2,5-difluorophenyl)-9-oxa-3,7-diazabicyclo[3.3.1]nonane-3-carboxylate (Step 1 was conducted at 80 °C.)	398

Example 13-1: Intermediate 13-1. *tert*-Butyl 3-[4-(1-aminopropan-2-yl)-3-fluorophenyl]-3,8-diazabicyclo[3.2.1]octane-8-carboxylate



Step 1. *tert*-Butyl 3-(4-acetyl-3-fluorophenyl)-3,8-diazabicyclo[3.2.1]octane-8-carboxylate

[00286] Into a 100-mL round-bottom flask was added 1-(2,4-difluorophenyl)ethan-1-one (2.65 g, 17.0 mmol), *tert*-butyl 3,8-diazabicyclo[3.2.1]octane-8-carboxylate (3.00 g, 14.1 mmol), potassium carbonate (5.86 g, 42.4 mmol), and HMPA (30 mL). The resulting solution was stirred overnight at 70 °C in an oil bath and then cooled to RT and quenched by the addition of water (30 mL). The resulting solution was extracted with ethyl acetate (3 x 30 mL) and the combined organic layers were dried over anhydrous sodium sulfate, filtered, and concentrated *in vacuo*. The crude product was purified via silica gel chromatography and eluted with ethyl acetate/petroleum ether (1:5) to afford *tert*-butyl 3-(4-acetyl-3-fluorophenyl)-3,8-diazabicyclo[3.2.1]octane-8-carboxylate as a brown oil (1.8 g, 30%). LCMS (ESI, m/z): 349 [M+H]⁺.

Step 2. *tert*-Butyl 3-[4-(1-cyanoethyl)-3-fluorophenyl]-3,8-diazabicyclo[3.2.1]octane-8-carboxylate

[00287] Into a 100-mL round-bottom flask was added *tert*-butyl 3-(4-acetyl-3-fluorophenyl)-3,8-diazabicyclo[3.2.1]octane-8-carboxylate (1.80 g, 5.17 mmol), KO*t*-Bu (1.45 g, 13.0 mmol), *p*-toluenesulfonyl isocyanide (1.51 g, 7.74 mmol), *tert*-butanol (20 mL), and ethylene glycol dimethyl ether (20 mL). The resulting solution was stirred overnight at 90 °C in an oil bath and then cooled and quenched by the addition water (20 mL). The resulting solution was extracted with ethyl acetate (3 x 20 mL) and the combined organic layers were dried over anhydrous sodium sulfate, filtered, and concentrated *in vacuo*. The crude product was purified via silica gel chromatography and eluted with ethyl acetate/petroleum ether (1:5) to afford *tert*-butyl 3-[4-(1-cyanoethyl)-3-fluorophenyl]-3,8-diazabicyclo[3.2.1]octane-8-carboxylate as a brown oil (1.2 g, 65%). LCMS (ESI, m/z): 360 [M+H]⁺.

Step 3. *tert*-Butyl 3-[4-(1-aminopropan-2-yl)-3-fluorophenyl]-3,8-diazabicyclo[3.2.1]octane-8-carboxylate

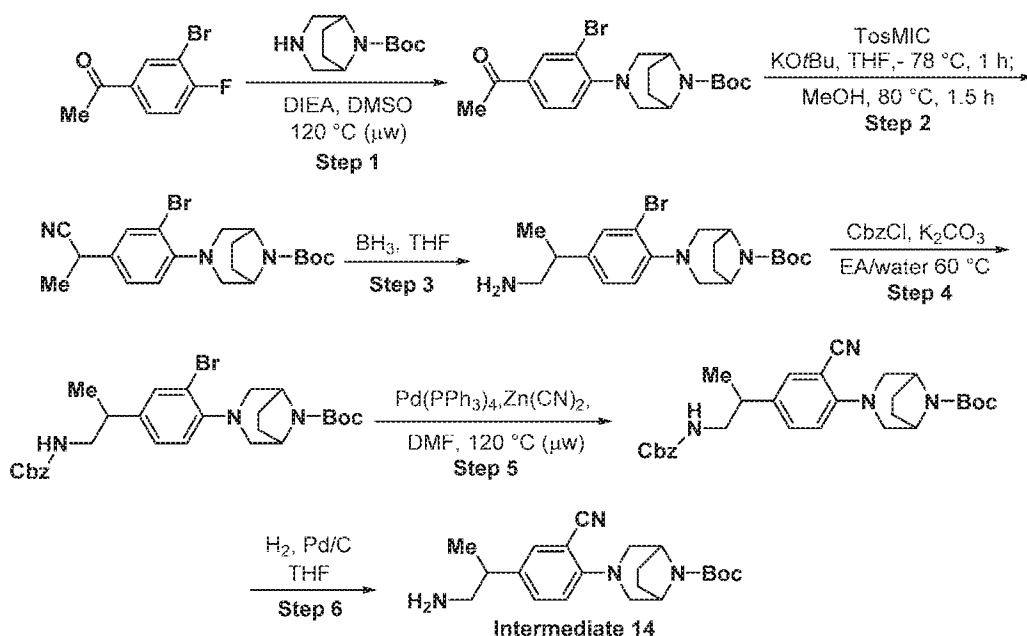
[00288] Into a 100-mL round-bottom flask, purged and maintained under an atmosphere of nitrogen, was added *tert*-butyl 3-[4-(1-cyanoethyl)-3-fluorophenyl]-3,8-diazabicyclo[3.2.1]octane-8-carboxylate (1.00 g, 2.78 mmol), NH₃ in MeOH (7 M, 20 mL), and Raney Ni (500 mg). The reaction mixture was sparged with hydrogen and stirred for 2 h at RT under a hydrogen atmosphere (balloon pressure). The solids were removed by filtration over Celite and the filtrate was concentrated *in vacuo*. The crude product was purified via silica gel chromatography and eluted with dichloromethane/methanol (10:1) to afford *tert*-butyl 3-[4-(1-aminopropan-2-yl)-3-fluorophenyl]-3,8-diazabicyclo[3.2.1]octane-8-carboxylate as a yellow oil (800 mg, 79%). LCMS (ESI, m/z): 364 [M+H]⁺.

[00289] The Intermediate in Table 5 below was synthesized according to the procedures outlined above for **Example 13-1, Intermediate 13-1**, using the appropriate synthetic precursors.

Table 5:

Intermediate No.:	Precursors Used (Notes)	MS (ESI, <i>m/z</i>) [M+H]
Intermediate 13-2. <i>tert</i> -Butyl 3-[4-(1-aminopropan-2-yl)-2-fluorophenyl]-3,8-diazabicyclo[3.2.1]octane-8-carboxylate	1-(3,4-Difluorophenyl)ethan-1-one and <i>tert</i> -butyl 3,8-diazabicyclo[3.2.1]octane-8-carboxylate	364

Example 14: Intermediate 14. *tert*-Butyl 3-(4-(1-aminopropan-2-yl)-2-cyanophenyl)-3,8-diazabicyclo[3.2.1]octane-8-carboxylate



Step 1. *tert*-Butyl 3-(4-acetyl-2-bromophenyl)-3,8-diazabicyclo[3.2.1]octane-8-carboxylate

[00290] Into a 20-mL microwave tube was added 1-(3-bromo-4-fluorophenyl)ethan-1-one (3.00 g, 13.8 mmol), *tert*-butyl 3,8-diazabicyclo[3.2.1]octane-8-carboxylate (3.67 g, 17.3 mmol), DIEA (5.48 g, 7.39 mL, 42.4 mmol), and DMSO (8 mL). The resulting solution was heated at 120 °C for 4 h under microwave irradiation. The reaction mixture was cooled to RT and then poured into water (30 mL). The resulting mixture was extracted with ethyl acetate (3 x 30 mL), and the combined organic layers were dried over anhydrous sodium sulfate, filtered, and concentrated *in vacuo*. The crude product was purified via silica gel chromatography and eluted with ethyl acetate/petroleum ether (1:5) to afford *tert*-butyl 3-(4-acetyl-2-bromophenyl)-3,8-

diazabicyclo[3.2.1]octane-8-carboxylate as a yellow oil (1.5 g, 27%). LCMS (ESI, m/z): 409, 411[M+H]⁺.

Step 2. *tert*-Butyl 3-[2-bromo-4-(1-cyanoethyl)phenyl]-3,8-diazabicyclo[3.2.1]octane-8-carboxylate

[00291] Into a 100-mL 3-necked round-bottom flask, purged and maintained with an inert atmosphere of nitrogen, was added potassium *t*-butoxide (0.480 g, 4.28 mmol) and THF (15 mL) followed by the dropwise addition of a solution of *p*-toluenesulfonyl isocyanide (0.500 g, 2.56 mmol) in tetrahydrofuran (3 mL) with stirring at -78 °C. The resulting solution was stirred for 15 minutes at -78 °C and then a solution of *tert*-butyl 3-(4-acetyl-2-bromophenyl)-3,8-diazabicyclo[3.2.1]octane-8-carboxylate (0.700 g, 1.71 mmol) in tetrahydrofuran (5 mL) was added dropwise with stirring at -78 °C. The resulting mixture was then stirred for an additional 1.5 h at this temperature. Methanol (10 mL) was added, and the resulting solution was heated to 80 °C and stirred for another 30 minutes. The reaction was then cooled to RT and was concentrated *in vacuo*. The crude product was purified via silica gel chromatography and eluted with ethyl acetate/petroleum ether (1:5) to afford *tert*-butyl 3-[2-bromo-4-(1-cyanoethyl)phenyl]-3,8-diazabicyclo[3.2.1]octane-8-carboxylate as a yellow oil (500 mg, 70%). LCMS (ESI, m/z): 420, 422[M+H]⁺.

Step 3. *tert*-Butyl 3-[4-(1-aminopropan-2-yl)-2-bromophenyl]-3,8-diazabicyclo[3.2.1]octane-8-carboxylate

[00292] Into a 250-mL round-bottom flask was added *tert*-butyl 3-[2-bromo-4-(1-cyanoethyl)phenyl]-3,8-diazabicyclo[3.2.1]octane-8-carboxylate (1.50 g, 3.57 mmol) and borane tetrahydrofuran complex (1 M, 20 mL, 20 mmol). The resulting solution was stirred for 2 h at 25 °C and then quenched by the addition of methanol (30 mL). The resulting mixture was concentrated *in vacuo*. The crude product was purified via silica gel chromatography and eluted with dichloromethane/methanol (10:1) to afford *tert*-butyl 3-[4-(1-aminopropan-2-yl)-2-bromophenyl]-3,8-diazabicyclo[3.2.1]octane-8-carboxylate as a white solid (1.3 g, 86%). LCMS (ESI, m/z): 424, 426[M+H]⁺.

Step 4. *tert*-Butyl 3-[4-(1-[[[(benzyloxy)carbonyl]amino]propan-2-yl)-2-bromophenyl]-3,8-diazabicyclo[3.2.1]octane-8-carboxylate

[00293] Into a 100-mL round-bottom flask was added *tert*-butyl 3-[4-(1-aminopropan-2-yl)-2-bromophenyl]-3,8-diazabicyclo[3.2.1]octane-8-carboxylate (1.40 g, 3.30 mmol), potassium carbonate (1.37 g, 9.91 mmol), ethyl acetate (20 mL), water (20 mL), and CbzCl (0.619 g, 0.516 mL, 3.63 mmol). The resulting mixture was stirred for 3 h at 60 °C in an oil bath and then cooled to RT. The reaction mixture was diluted with water (100 mL) and then extracted with ethyl acetate (3 x 20 mL). The combined organic layers were dried over anhydrous sodium sulfate, filtered, and concentrated *in vacuo*. The crude residue was purified via silica gel chromatography and eluted with ethyl acetate/petroleum ether (1:1) to afford *tert*-butyl 3-[4-(1-[[[(benzyloxy)carbonyl]amino]propan-2-yl)-2-bromophenyl]-3,8-diazabicyclo[3.2.1]octane-8-carboxylate as a light yellow oil (1.0 g, 54%). LCMS (ESI, *m/z*): 558, 560[M+H]⁺.

Step 5. *tert*-Butyl 3-[4-(1-[[[(benzyloxy)carbonyl]amino]propan-2-yl)-2-cyanophenyl]-3,8-diazabicyclo[3.2.1]octane-8-carboxylate

[00294] Into a 10-mL microwave tube, purged and maintained with an inert atmosphere of nitrogen, was placed *tert*-butyl 3-[4-(1-[[[(benzyloxy)carbonyl]amino]propan-2-yl)-2-bromophenyl]-3,8-diazabicyclo[3.2.1]octane-8-carboxylate (0.800 mg, 1.43 mmol), Zn(CN)₂ (0.167 g, 1.42 mmol), Pd(PPh₃)₄ (0.166 g, 0.14 mmol), and DMF (3 mL). The resulting mixture was heated at 120 °C for 4 h under microwave irradiation. The reaction mixture was then cooled to RT, poured into water (50 mL), and extracted with ethyl acetate (3 x 10 mL). The combined organic layers were concentrated *in vacuo* and the crude product was purified via Prep-TLC plate and eluted with ethyl acetate/petroleum ether (1:3) to afford *tert*-butyl 3-[4-(1-[[[(benzyloxy)carbonyl]amino]propan-2-yl)-2-cyanophenyl]-3,8-diazabicyclo[3.2.1]octane-8-carboxylate as a colorless oil (400 mg, 55%). LCMS (ESI, *m/z*): 505[M+H]⁺.

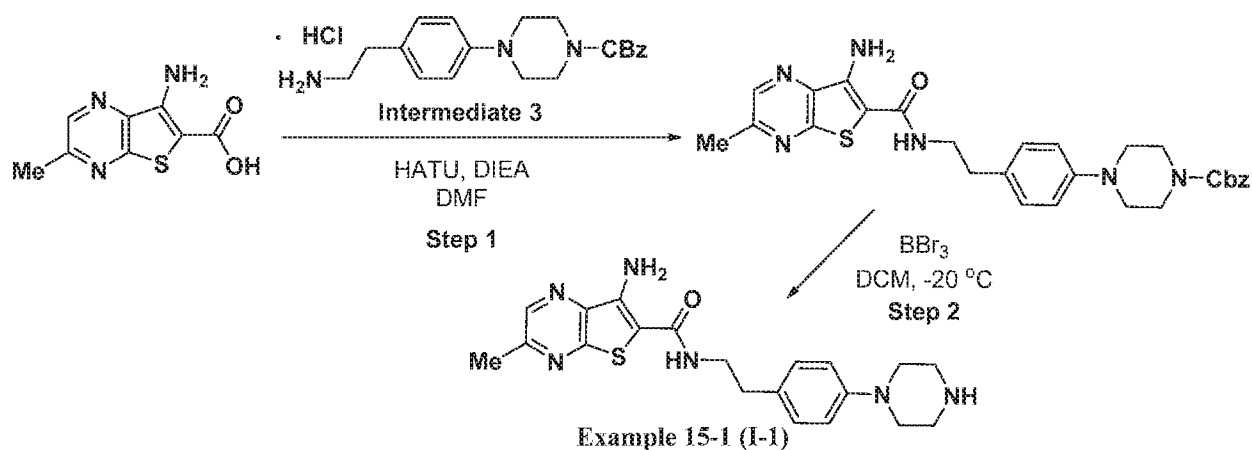
Step 6. *tert*-Butyl 3-(4-(1-aminopropan-2-yl)-2-cyanophenyl)-3,8-diazabicyclo[3.2.1]octane-8-carboxylate

[00295] Into a 100-mL round-bottom flask, purged and maintained under an atmosphere of nitrogen, was added *tert*-butyl 3-[4-(1-[[[(benzyloxy)carbonyl]amino]propan-2-yl)-2-cyanophenyl]-3,8-diazabicyclo[3.2.1]octane-8-carboxylate (0.35 g, 0.69 mmol), tetrahydrofuran

(15 mL), and 10% palladium on carbon (350 mg). The reaction mixture was sparged with hydrogen and was stirred for 1 h at RT under a hydrogen atmosphere (balloon pressure). The solids were removed by filtration over Celite and the filtrate was concentrated *in vacuo*. The crude product was purified via prep-TLC plate and eluted with dichloromethane/methanol (10:1) to afford *tert*-butyl 3-(4-(1-aminopropan-2-yl)-2-cyanophenyl)-3,8-diazabicyclo[3.2.1]octane-8-carboxylate as a brown oil (180 mg, 70%). LCMS (ESI, *m/z*): 371[M+H]⁺.

Methods for the Synthesis of Compounds of Formula (I)

Example 15-1 (I-1): 7-Amino-3-methyl-*N*-(4-(piperazin-1-yl)phenethyl)thieno[2,3-*b*]pyrazine-6-carboxamide



Step 1. Benzyl 4-(4-(2-(7-amino-3-methylthieno[2,3-*b*]pyrazine-6-carboxamido)ethyl)phenyl)piperazine-1-carboxylate

[00296] Into a 8-mL vial was added 7-amino-3-methylthieno[2,3-*b*]pyrazine-6-carboxylic acid (0.11 g, 0.53 mmol), benzyl 4-[4-(2-aminoethyl)phenyl]piperazine-1-carboxylate hydrochloride salt (0.259 g, 0.58 mmol), HATU (0.240 g, 0.63 mmol), DMF (5 mL), and DIEA (0.2 g, 0.3 mL, 1.72 mmol). The resulting solution was stirred overnight at RT. The solids were removed by filtration and the filtrate was purified by Prep-HPLC using the following conditions: (Waters I) Column: XBridge C18, 19 x 150 mm, 5 μm; mobile phase, phase A: water (0.05% NH₄OH); phase B: CH₃CN (30% up to 85 in 7 min); Flow rate: 20 mL/min; Detector, 254 nm. This provided benzyl 4-(4-(2-(7-amino-3-methylthieno[2,3-*b*]pyrazine-6-carboxamido)ethyl)phenyl)piperazine-1-carboxylate (120 mg, 43%) as a yellow solid. LCMS (ESI, *m/z*): 531[M+H]⁺. ¹H NMR (300 MHz, DMSO-*d*₆): δ ppm 8.64 (s, 1H), 7.93 (t, *J* = 5.7 Hz, 1H), 7.41 - 7.30 (m, 5H),

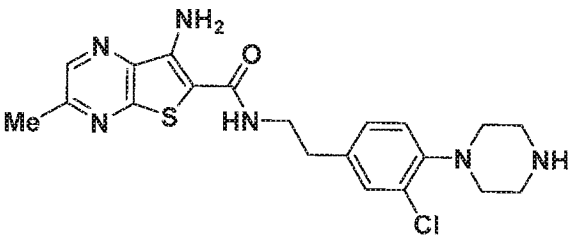
7.29 - 7.08 (m, 2H), 6.91 - 6.88 (m, 4H), 5.10 (s, 2H), 3.53 - 3.50 (m, 4H), 3.42 - 3.31 (m, 2H), 3.09 - 3.06 (m, 4H), 2.76 - 2.71 (m, 2H), 2.64 (s, 3H).

Step 2. 7-Amino-3-methyl-N-(4-(piperazin-1-yl)phenethyl)thieno[2,3-*b*]pyrazine-6-carboxamide

[00297] Into a 50-mL round-bottom flask was added benzyl 4-(4-(2-(7-amino-3-methylthieno[2,3-*b*]pyrazine-6-carboxamido)ethyl)phenyl)piperazine-1-carboxylate (0.050 g, 0.09 mmol), and dichloromethane (10 mL). The resulting solution was cooled to -20 °C then BBR_3 (1 M in DCM; 1 mL, 1 mmol) was added dropwise. The reaction mixture was stirred for 2 h at -20 °C and then quenched by the addition of methanol (10 mL). The resulting mixture was concentrated *in vacuo*, diluted with DMF (4 mL) and purified by Prep-HPLC using the following conditions: Column: XBridge C18, 19 x 150mm, 5 μm ; mobile phase; phase A: water (10 mM NH_4HCO_3 + 0.05% NH_4OH); phase B: CH_3CN (20% up to 70% in 8 min); Flow rate: 20 mL/min; Detector wavelength: 254 nm. This provided 7-amino-3-methyl-N-(4-(piperazin-1-yl)phenethyl) thieno[2,3-*b*]pyrazine-6-carboxamide (28 mg, 74%) as a yellow solid. LCMS (ESI, m/z): 391[M+H]⁺. ¹H NMR (300 MHz, $\text{DMSO-}d_6$): δ ppm 8.64 (s, 1H), 7.96-7.92 (m, 1H), 7.09 - 7.01 (m, 1H), 6.88 - 6.94 (m, 4H), 3.65 - 3.37 (m, 2H), 2.99 - 2.97 (m, 4H), 2.91 - 2.71 (m, 6H), 2.65 (s, 3H).

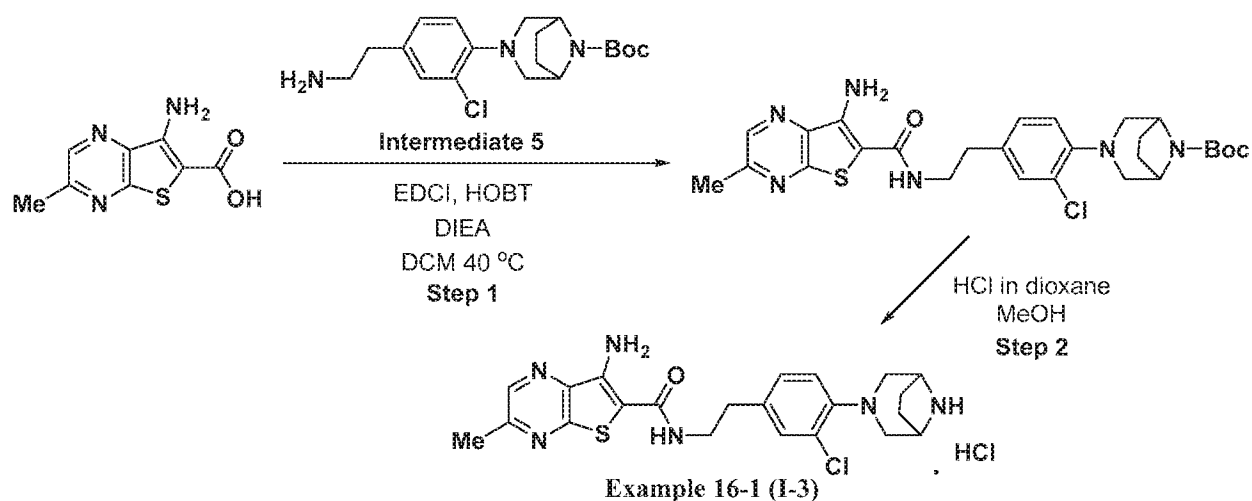
[00298] The Example in Table 6 below was synthesized according to the procedures outlined above for **Example 15-1 (I-1)**, using the appropriate synthetic precursors. Additional details around the synthetic methods as well as HPLC purification conditions appear below the example.

Table 6:

Example (Cmpd No.)	Structure	MS (ESI, m/z) [M+H]	¹ H NMR
15-2 (I-2)		431	($\text{DMSO-}d_6$, 300MHz): δ 8.64 (s, 1H), 7.98-7.95 (m, 1H), 7.28 (s, 1H), 7.17 - 7.04 (m, 2H), 6.89 (br s, 2H), 3.45 - 3.39 (m, 2H), 2.97 - 2.74 (m, 10H), 2.64 (s, 3H)

Prep HPLC Purification Method: (Waters): Column: X Bridge C18, 19 x150 mm, 5 μm; mobile phase, Mobile Phase A: Water (10 mM NH₄HCO₃ + 0.05% ammonia), Mobile Phase B: ACN; Flow rate: 20 mL/min; Gradient: 35% B to 40% B in 8 min; Detector wavelength: 254 nm

Example 16-1 (I-3): *N*-(4-(3,8-diazabicyclo[3.2.1]octan-3-yl)-3-chlorophenethyl)-7-amino-3-methylthieno[2,3-*b*]pyrazine-6-carboxamide (hydrochloride salt)



Step 1. *tert*-Butyl 3-(4-(2-(7-amino-3-methylthieno[2,3-*b*]pyrazine-6-carboxamido)ethyl)-2-chlorophenyl)-3,8-diazabicyclo[3.2.1]octane-8-carboxylate

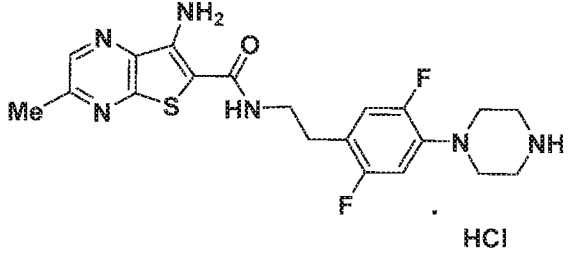
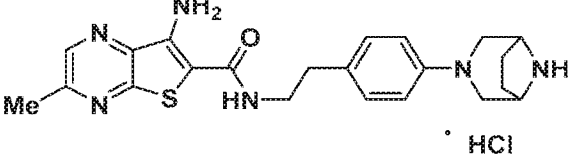
[00299] Into a 25-mL round-bottom flask was added *tert*-butyl 3-[4-(2-aminoethyl)-2-chlorophenyl]-3,8-diazabicyclo[3.2.1]octane-8-carboxylate (0.100 g, 0.27 mmol), dichloromethane (5 mL), 7-amino-3-methylthieno[2,3-*b*]pyrazine-6-carboxylic acid (0.058 g, 0.28 mmol), EDCI (0.063 g, 0.33 mmol), HOBT (0.040 g, 0.30 mmol), and DIEA (0.106 g, 0.143 mL, 0.82 mmol). The resulting solution was stirred for 2 h at 40 °C in an oil bath. The reaction mixture was concentrated *in vacuo* and the crude product was dissolved in DMF (2 mL) and purified by Prep-HPLC using the following conditions: Column: SunFire Prep C18 5μm 19 x 150 mm; mobile phase: water (containing 0.1% formic acid) and CH₃CN (CH₃CN 35% up to 65% in 6 min); Detector wavelength: 254 nm. This provided *tert*-butyl 3-(4-(2-(7-amino-3-methylthieno[2,3-*b*]pyrazine-6-carboxamido)ethyl)-2-chlorophenyl)-3,8-diazabicyclo[3.2.1]octane-8-carboxylate (50 mg, 33%) as a yellow solid. LCMS (ESI, *m/z*): 557[M+H]⁺.

Step 2. *N*-(4-(3,8-diazabicyclo[3.2.1]octan-3-yl)-3-chlorophenethyl)-7-amino-3-methylthieno[2,3-*b*]pyrazine-6-carboxamide (hydrochloride salt)

[00300] Into a 25-mL round-bottom flask was added *tert*-butyl 3-(4-(2-(7-amino-3-methylthieno[2,3-*b*]pyrazine-6-carboxamido)ethyl)-2-chlorophenyl)-3,8-diazabicyclo[3.2.1]octane-8-carboxylate (0.040 g, 0.07 mmol), methanol (1 mL), and 4 N HCl/dioxane (2 mL). The resulting solution was stirred for 2 h at RT and then concentrated *in vacuo*. The solids were triturated with ether/MeOH (10:1; 10 mL) and collected by filtration to afford *N*-(4-(3,8-diazabicyclo[3.2.1]octan-3-yl)-3-chlorophenethyl)-7-amino-3-methylthieno[2,3-*b*]pyrazine-6-carboxamide (hydrochloride salt ; 16.9 mg, 48%) as a yellow solid. LCMS (ESI, *m/z*): 493 [M+H]⁺. ¹H NMR (300 MHz, MeOD): δ ppm 8.59 (s, 1H), 7.38 (s, 1H), 7.25-7.21 (m, 1H), 7.16-7.12 (m, 1H), 4.12 (br s, 2H), 3.68-3.52 (m, 2H), 3.33-3.29. (m, 2H), 3.19-3.15 (m 2H), 2.90-2.86 (m, 2H), 2.70 (s, 3H). 2.46-2.41 (m, 2H), 2.11-2.08 (m, 2H).

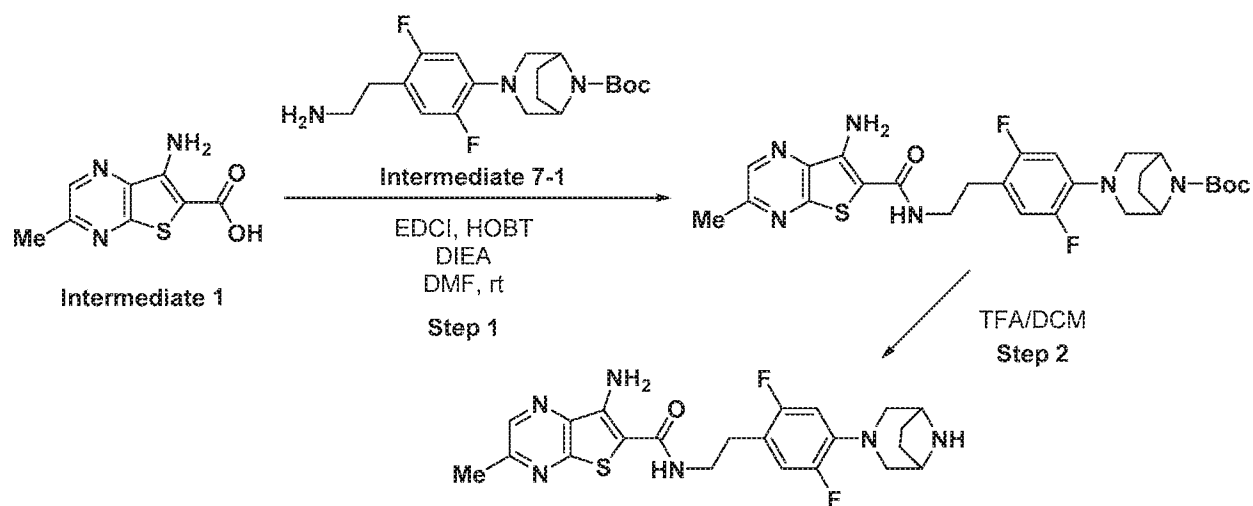
[00301] The Examples in Table 7 below were synthesized according to the procedures outlined above for **Example 16-1 (I-3)**, using the appropriate synthetic precursors.

Table 7:

Example (Cmpd No.)	Structure	MS (ESI, <i>m/z</i>) [M+H]	¹ H NMR
16-2 (I-4) ¹		433	(300 MHz, DMSO- <i>d</i> ₆): δ ppm 9.28 (br s, 2H), 8.66 (s, 1H), 8.01 (t, <i>J</i> = 5.6 Hz, 1H), 7.15 (dd, <i>J</i> = 13.0, 7.0 Hz, 1H), 6.95 (dd, <i>J</i> = 11.4, 7.5 Hz, 1H). 3.54 – 3.32 (m, 2H), 3.19 (br s, 8H), 2.89 – 2.72 (m, 2H), 2.64 (s, 3H)
16-3 (I-5) ²		459	(300 MHz, DMSO- <i>d</i> ₆): δ ppm 9.37 (br s, 2H), 8.67(s, 1H), 8.00-7.90 (m, 1H), 7.10 (d, <i>J</i> = 8.4 Hz, 2H), 6.84 (d, <i>J</i> = 8.7 Hz, 2H), 4.09 (br s, 2H), 3.58-3.50 (m, 2H), 3.41-3.30 (m,

Example (Cmpd No.)	Structure	MS (ESI, m/z) [M+H]	$^1\text{H NMR}$
			2H), 3.10-3.00 (m, 2H), 2.76-2.64 (m, 2H), 2.63 (s, 3H), 1.98-1.90 (m, 4H)
16-4 (I-6) ³		441	(300 MHz, MeOD) δ ppm 8.59 (s, 1H), 7.16 – 6.92 (m, 3H), 4.14 (br s, 2H), 3.60-3.51 (m, 2H), 3.43 – 3.35 (m, 2H), 3.25 – 3.16 (m, 2H), 2.92 – 2.82 (m, 2H), 2.69 (s, 3H), 2.35 – 2.06 (m, 4H).
<p>¹ Isolation Conditions: The reaction mixture from Step 2 was concentrated <i>in vacuo</i> to afford a product that was triturated with diethyl ether. Filtration afforded the title compound as the HCl salt.</p> <p>² Isolation Conditions: The reaction mixture from Step 2 was concentrated <i>in vacuo</i> to afford a product that was triturated with diethyl ether : MeOH (10:1). Filtration afforded the title compound as the HCl salt.</p> <p>³ Isolation Conditions: The reaction mixture from Step 2 was concentrated <i>in vacuo</i> to afford a product that was triturated with diethyl ether. Filtration afforded the title compound as the HCl salt.</p>			

Example 17-1 (I-7): *N*-(4-(3,8-diazabicyclo[3.2.1]octan-3-yl)-2,5-difluorophenethyl)-7-amino-3-methylthieno[2,3-*b*]pyrazine-6-carboxamide



Example 17-1 (I-7)

Step 1. *tert*-Butyl 3-(4-(2-(7-amino-3-methylthieno[2,3-*b*]pyrazine-6-carboxamido)ethyl)-2,5-difluorophenyl)-3,8-diazabicyclo[3.2.1]octane-8-carboxylate

[00302] Into a 500-mL round-bottom flask was added *tert*-butyl 3-[4-(2-aminoethyl)-2,5-difluorophenyl]-3,8-diazabicyclo[3.2.1]octane-8-carboxylate (3.00 g, 8.16 mmol), 7-amino-3-methylthieno[2,3-*b*]pyrazine-6-carboxylic acid (2.05 g, 9.80 mmol), EDCI (2.04 g, 10.64 mmol), HOBT (1.32 g, 9.77 mmol), DIEA (3.17 g, 4.27 mL, 24.5 mmol), and DMF (100 mL). The resulting solution was stirred for 1 h at 20 °C and then poured into water (500 mL). The resulting precipitate was collected by filtration and dried *in vacuo* to afford *tert*-butyl 3-(4-(2-(7-amino-3-methylthieno[2,3-*b*]pyrazine-6-carboxamido)ethyl)-2,5-difluorophenyl)-3,8-diazabicyclo[3.2.1]octane-8-carboxylate (2.4 g, 50%) as a yellow solid. LCMS (ESI, *m/z*): 559 [M+H]⁺.

[00303] Step 2. *N*-(4-(3,8-diazabicyclo[3.2.1]octan-3-yl)-2,5-difluorophenethyl)-7-amino-3-methylthieno[2,3-*b*]pyrazine-6-carboxamide

[00304] Into a 100-mL round-bottom flask was added *tert*-butyl 3-(4-(2-(7-amino-3-methylthieno[2,3-*b*]pyrazine-6-carboxamido)ethyl)-2,5-difluorophenyl)-3,8-diazabicyclo[3.2.1]octane-8-carboxylate (2.80 g, 5.01 mmol), dichloromethane (50 mL), and trifluoroacetic acid (10 mL). The resulting solution was stirred for 1 h at 20 °C and then concentrated *in vacuo*. The crude product was slurried with a solution of ammonia in methanol (7 M; 50 mL). The solids were removed by filtration, and the filtrate was concentrated *in vacuo* to afford a crude product purified via C₁₈-reversed phase silica gel chromatography and eluted with acetonitrile and aqueous ammonium bicarbonate solution (10 mmol/L concentration of NH₄HCO₃) (from 0 - 60%). This provided *N*-(4-(3,8-diazabicyclo[3.2.1]octan-3-yl)-2,5-difluorophenethyl)-7-amino-3-methylthieno[2,3-*b*]pyrazine-6-carboxamide (1.5 g, 65%) as a yellow solid. LCMS (ESI, *m/z*): 459 [M+H]⁺. ¹H NMR (300 MHz, DMSO-*d*₆) δ ppm: 8.64 (s, 1H), 7.96 – 8.00 (m, 1H), 6.99 – 7.06 (m, 1H), 6.89 (s, 2H), 6.65 – 6.72 (m, 1H), 3.55 – 3.63 (m, 4H), 3.06 – 3.10 (m, 2H), 2.74 – 2.79 (m, 4H), 2.64 (s, 3H), 2.24 (br s, 1H), 1.74 – 1.81 (m, 2H), 1.64 – 1.71 (m, 2H).

[00305] The Examples in Table 8 below were synthesized according to the procedures outlined above for **Example 17-1 (I-7)**, using the appropriate synthetic precursors. Additional

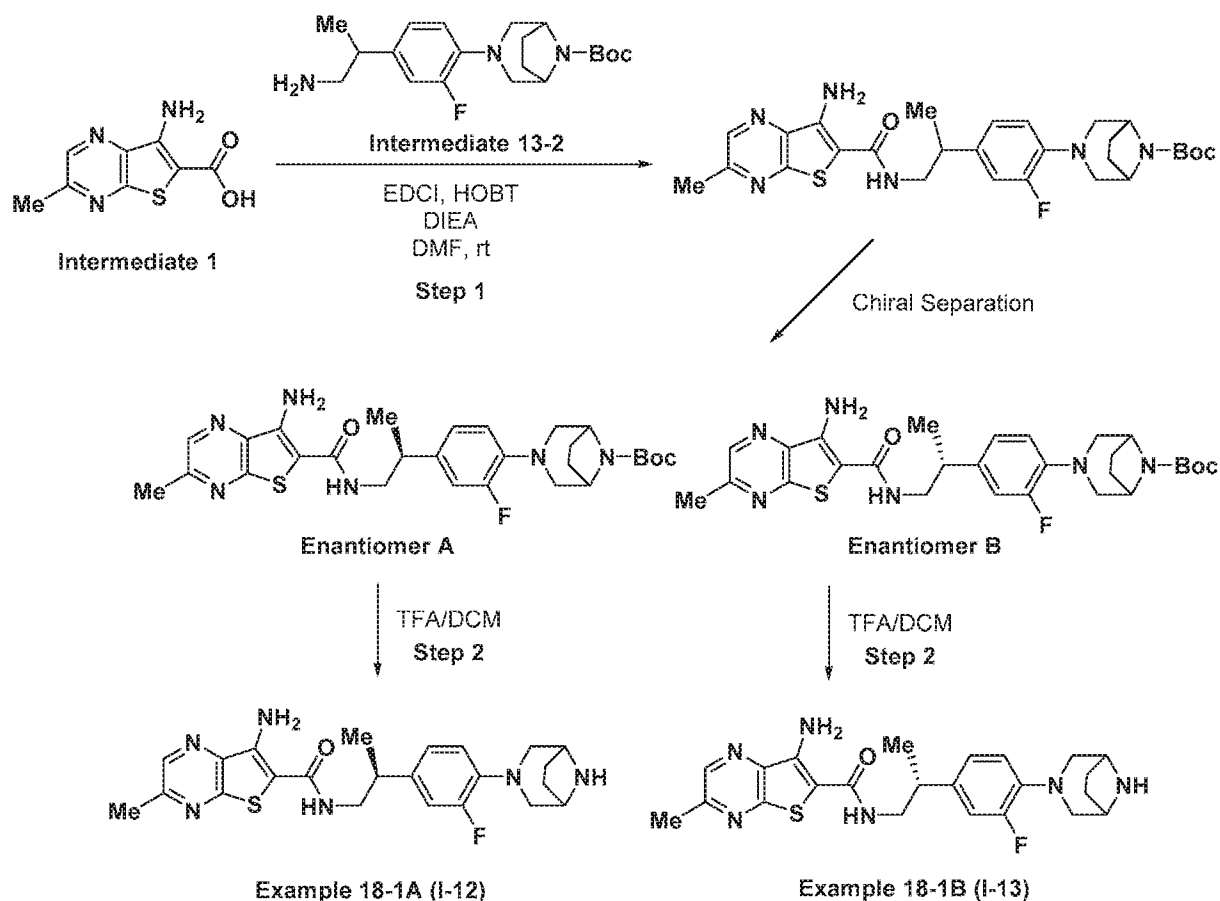
details around the synthetic methods as well as HPLC purification conditions appear below the examples.

Table 8:

Example (Cmpd no.)	Structure	MS (ESI, m/z) [M+H]	¹ H NMR
17-2 (I-23) ¹		437	(400 MHz, CD ₃ OD) δ ppm 8.56 (s, 1H), 7.14 – 7.23 (m, 2H), 6.85 – 6.94 (m, 2H), 4.08 – 4.13 (m, 2H), 3.61 – 3.65 (m, 2H), 3.47 – 3.56 (m, 2H), 2.94 – 3.09 (m, 4H), 2.78 – 2.83 (m, 2H), 2.03 – 2.21 (m, 4H), 1.40 (t, $J = 7.8$ Hz, 3H)
17-3 (I-9) ²		448	(400 MHz, CD ₃ OD) δ ppm 8.56 (s, 1H), 7.41 – 7.53 (m, 2H), 7.05 (d, $J = 8.5$ Hz, 1H), 3.47 – 3.58 (m, 4H), 3.28 – 3.31 (m, 2H), 2.99 (d, $J = 11.0$ Hz, 2H), 2.86 (t, $J = 7.3$ Hz, 2H), 2.67 (s, 3H), 2.19 – 2.23 (m, 2H), 1.79 – 1.92 (m, 2H)
17-4 (I-10) ³		441	(400 MHz, CD ₃ OD) δ ppm 8.54 (s, 1H), 7.08 – 7.12 (m, 1H), 6.52 – 6.59 (m, 2H), 3.62 (s, 2H), 3.45 – 3.52 (m, 2H), 3.41 – 3.44 (m, 2H), 2.82 – 2.87 (m, 4H), 2.67 (s, 3H), 1.85 – 1.94 (m, 4H)
17-5 (I-11) ⁴		459	(400 MHz, CD ₃ OD): δ ppm 8.55 (s, 1H); 6.38 – 6.42 (m, 2H); 3.51 – 3.61 (m, 6H); 2.72 – 2.88 (m, 4H); 2.67 (s, 3H); 1.75 – 1.84 (m, 4H)
17-6 (I-20) ⁵		475	(300 MHz, DMSO- <i>d</i> ₆): δ ppm 8.65 (s, 1H), 8.00 (t, $J = 5.7$ Hz, 1H), 7.11 – 7.18 (m, 1H), 6.82 – 6.90

			(m, 3H), 3.66 (s, 2H), 3.33 – 3.48 (m, 5H), 3.05 – 3.22 (m, 4H), 2.92 – 3.01 (m, 2H), 2.75 – 2.85 (m, 2H), 2.65 (s, 3H)
<p>¹ Prep HPLC Purification Conditions: Waters, LC parameters: Pump Mode: Binary gradient, Start Conc. of Pump B: 30.0%, End Conc. of Pump B: 35.0% Total Flow: 20 mL/min, Time: 8 min, Phase A: Water (10 mmol/L NH₄HCO₃), Phase B: MeCN-HPLC, Column Name: XBridge BEH C18 OBD Prep Column Length: 150 mm, Internal Diameter: 19 mm, Particle Size: 5 μm, Aperture Size: 130 Å, Column Temp: 25 °C, PDA Model: SPD-M20A, Wavelength: from 190 nm to 500 nm.</p>			
<p>² Notes: Step 1 was conducted at 40 °C. Prep HPLC Purification Conditions: SHIMADZU LC-20AD, LC parameters: Pump Mode: Binary gradient, Start Conc. of Pump B: 18.0%, End Conc. of Pump B: 30.0% Total Flow: 20 mL/min, Time: 8 min, Phase A: Water (10 mmol/L NH₄HCO₃), Phase B: MeCN-HPLC, Column Name: SunFire Prep C18 OBD Column Length: 150 mm, Internal Diameter: 19 mm, Particle Size: 5 μm, Aperture Size: 130 Å, Column Temp: 25 °C, PDA Model: SPD-M20A, Wavelength: from 190 nm to 500 nm</p>			
<p>³ Prep HPLC Purification Conditions: SHIMADZU LC-20AD, LC parameters: Pump Mode: Binary gradient, Start Conc. of Pump B: 30.0%, End Conc. of Pump B: 42.0% Total Flow: 20 mL/min, Time: 8 min, Phase A: Water (10 mmol/L NH₄HCO₃), Phase B: MeCN-HPLC, Column Name: XBridge Prep C18 OBD Column Length: 150 mm, Internal Diameter: 19 mm, Particle Size: 5 μm, Aperture Size: 130 Å, Column Temp: 25 °C, PDA Model: SPD-M20A, Wavelength: from 190 nm to 500 nm.</p>			
<p>⁴ Prep HPLC Purification Conditions: SHIMADZU LC-20AD, LC parameters: Pump Mode: Binary gradient, Start Conc. of Pump B: 10.0%, End Conc. of Pump B: 55.0% Total Flow: 20 mL/min, Time: 8 min, Phase A: Water (10 mmol/L NH₄HCO₃), Phase B: MeCN-HPLC, Column Name: XBridge BEH C18 OBD Prep Column Length: 150 mm, Internal Diameter: 19 mm, Particle Size: 5 μm, Aperture Size: 130 Å, Column Temp: 25 °C, PDA Model: SPD-M20A, Wavelength: from 190 nm to 500 nm.</p>			
<p>⁵ Notes: Steps 1 and 2 were conducted at 30 °C. Prep HPLC Purification Conditions: SHIMADZU LC-20AD, LC parameters: Pump Mode: Binary gradient, Start Conc. of Pump B: 25.0%, End Conc. of Pump B: 55.0% Total Flow: 20 mL/min, Time: 7 min, Phase A: Water (0.05% NH₄OH), Phase B: MeCN-HPLC, Column Name: SunFire Prep C18 OBD Prep Column, Length: 150 mm, Internal Diameter: 19 mm, Particle Size: 5 μm, Aperture Size: 130 Å, Column Temp: 25 °C, PDA Model: SPD-M20A, Wavelength: from 190 nm to 500 nm.</p>			

Examples 18-1A (I-12) and 18-1B (I-13): *N*-((2*S*)-2-(4-(3,8-diazabicyclo[3.2.1]octan-3-yl)-3-fluorophenyl)propyl)-7-amino-3-methylthieno[2,3-*b*]pyrazine-6-carboxamide (stereochemical configuration assumed) and *N*-((2*R*)-2-(4-(3,8-diazabicyclo[3.2.1]octan-3-yl)-3-fluorophenyl)propyl)-7-amino-3-methylthieno[2,3-*b*]pyrazine-6-carboxamide (stereochemical configuration assumed)



Step 1. *tert*-Butyl 3-(4-((*S*)-1-(7-amino-3-methylthieno[2,3-*b*]pyrazine-6-carboxamido)propan-2-yl)-2-fluorophenyl)-3,8-diazabicyclo[3.2.1]octane-8-carboxylate (stereochemical configuration assumed) and *tert*-butyl 3-(4-((*R*)-1-(7-amino-3-methylthieno[2,3-*b*]pyrazine-6-carboxamido)propan-2-yl)-2-fluorophenyl)-3,8-diazabicyclo[3.2.1]octane-8-carboxylate (stereochemical configuration assumed)

[00306] Into a 100-mL round-bottom flask was added *tert*-butyl 3-[4-(1-aminopropan-2-yl)-2-fluorophenyl]-3,8-diazabicyclo[3.2.1]octane-8-carboxylate (0.120 g, 0.33 mmol), 7-amino-3-methylthieno[2,3-*b*]pyrazine-6-carboxylic acid (0.069 g, 0.33 mmol), EDCI (0.082 g, 0.43

mmol), HOBt (0.053 g, 0.39 mmol), DIEA (0.085 g, 0.66 mmol), and DMF (5 mL). The resulting solution was stirred overnight at 20 °C and then quenched by the addition of water (10 mL). The resulting mixture was extracted with ethyl acetate (3 x 20 mL) and the combined organic layers were dried over anhydrous sodium sulfate, filtered, and concentrated *in vacuo*. The crude product was purified via silica gel column chromatography and eluted with ethyl acetate/petroleum ether (PE/EA = 1:3). Chiral separation of the racemate was achieved by Chiral-Prep-HPLC using the following conditions: Instrument Name: SHIMADZU LC-20AD, LC parameters: Pump Mode: Binary gradient, Start Conc. of Pump B: 30.0%, Total Flow: 20 mL/min, Phase A: Hexane (0.1% DEA); Phase B: IPA-HPLC; Column Name: DAICEL CHIRALPAK IA, Length: 25 mm, Internal Diameter: 2 mm, Particle Size: 5 µm, Column Temp: 20 °C, PDA Model: SPD-M20A, Wavelength: from 190 nm to 500 nm. This provided: **Step 1, Enantiomer A:** 1st eluting peak (retention time = 22.9 min, 27 mg (15%)) as a yellow solid. LCMS (ESI, *m/z*): 555 [M+H]⁺; and **Step 1, Enantiomer B:** 2nd eluting peak (retention time = 24.9 min, 50 mg (27%)) as a yellow solid. LCMS (ESI, *m/z*): 555 [M+H]⁺.

Step 2. **Example 18-1A (I-12): *N*-((2*S*)-2-(4-(3,8-diazabicyclo[3.2.1]octan-3-yl)-3-fluorophenyl)propyl)-7-amino-3-methylthieno[2,3-*b*]pyrazine-6-carboxamide (stereochemical configuration assumed)**

[00307] Into a 25-mL round-bottom flask was added *tert*-butyl 3-(4-((*S*)-1-(7-amino-3-methylthieno[2,3-*b*]pyrazine-6-carboxamido)propan-2-yl)-2-fluorophenyl)-3,8-diazabicyclo[3.2.1]octane-8-carboxylate (Enantiomer A, stereochemical configuration assumed; 0.027 g, 0.05 mmol, 1.00 equiv), dichloromethane (2 mL), and trifluoroacetic acid (0.5 mL). The resulting solution was stirred for 30 min at 20 °C and was then concentrated *in vacuo*. The resulting crude product was dissolved in DCM (5 mL) and the pH of the solution was adjusted to approximately 8 with NH₃MeOH (7 M). The resulting mixture was concentrated *in vacuo* and the crude product was purified by Prep-HPLC using the following conditions: Instrument Name: SHIMADZU LC-20AD, LC parameters: Pump Mode: Binary gradient, Start Conc. of Pump B: 25.0%, End Conc. of Pump B: 42.0% Total Flow: 20 mL/min, Time: 8 min, Phase A: Water (10 mmol/L NH₄HCO₃), Phase B: MeCN-HPLC, Column Name: XBridge Prep C18 OBD Column Length: 150 mm, Internal Diameter: 19 mm, Particle Size: 5 µm, Aperture Size: 130 Å, Column Temp: 25 °C, PDA Model: SPD-M20A, Wavelength: from 190 nm to 500 nm. This provided *N*-

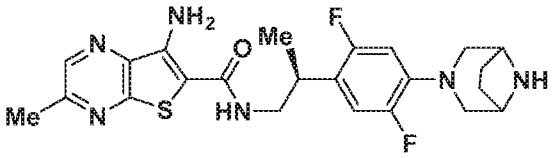
((2*S*)-2-(4-(3,8-diazabicyclo[3.2.1]octan-3-yl)-3-fluorophenyl)propyl)-7-amino-3-methylthieno[2,3-*b*]pyrazine-6-carboxamide (stereochemical configuration assumed, 12 mg, 53%) as a yellow solid. LCMS (ESI, m/z): 455 [M+H]⁺. ¹H NMR (400 MHz, CD₃OD): δ ppm 8.56 (s, 1H), 6.85 – 7.02 (m, 3H), 3.65 (s, 2H), 3.37 – 3.48 (m, 2H), 3.22 (d, $J = 11.2$ Hz, 2H), 2.93 – 3.10 (m, 3H), 2.67 (s, 3H), 2.02 – 2.07 (m, 2H), 1.80 – 1.90 (m, 2H), 1.26 (d, $J = 6.8$ Hz, 3H).

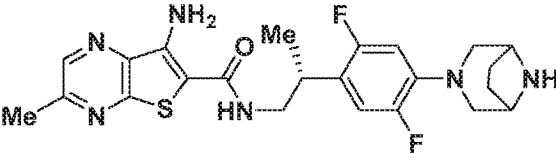
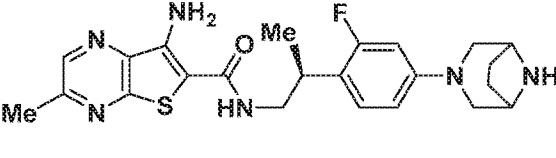
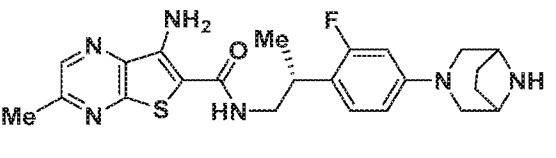
Step 2. Example 18-1B (I-13): *N*-((2*R*)-2-(4-(3,8-diazabicyclo[3.2.1]octan-3-yl)-3-fluorophenyl)propyl)-7-amino-3-methylthieno[2,3-*b*]pyrazine-6-carboxamide (stereochemical configuration assumed)

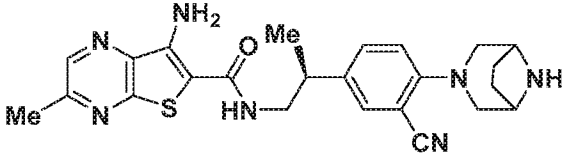
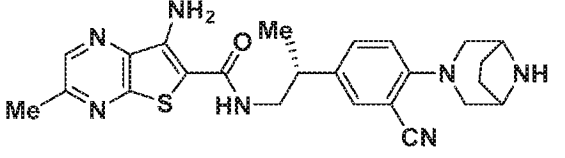
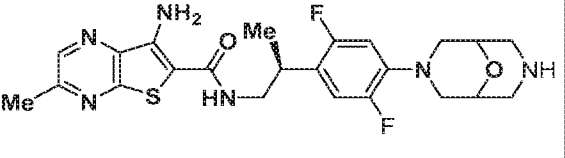
[00308] **Example 18-1B (I-13)** was prepared from Step 1, Enantiomer B according to the procedure outlined above for **Example 18-1A (I-12)**. This afforded the title compound (10 mg, 25%) as a yellow solid. LCMS (ESI, m/z): 455 [M+H]⁺. ¹H NMR (400 MHz, CD₃OD) δ 8.56 (s, 1H), 6.85 – 7.02 (m, 3H), 3.63 (s, 2H), 3.37 – 3.48 (m, 2H), 3.17 – 3.25 (m, 2H), 3.01 – 3.05 (m, 1H), 2.96 (d, $J = 11.3$ Hz, 2H), 2.67 (s, 3H), 1.98 – 2.06 (m, 2H), 1.82 – 1.88 (m, 2H), 1.26 (d, $J = 7.2$ Hz, 3H).

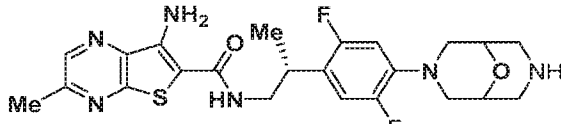
[00309] The Examples in Table 9 below were synthesized according to the procedures outlined above for **Examples 18-1A (I-12)** and **18-1B (I-13)**, using the appropriate synthetic precursors. Additional detail around the synthetic methods as well as Chiral HPLC (after Step 1) and Prep HPLC purification conditions appear below each enantiomer pair.

Table 9:

Example	Structure	MS (ESI, m/z) [M+H]	¹ H NMR
18-2A (I-14)		473	(400 MHz, CD ₃ OD) δ ppm 8.57 (s, 1H), 7.06 – 7.10 (m, 1H), 6.71 – 6.76 (m, 1H), 4.03 (br s, 2H), 3.45 – 3.54 (m, 2H), 3.36 – 3.40 (m, 3H), 3.09 – 3.12 (m, 2H), 2.66 (s, 3H), 2.18 – 2.23 (m, 2H), 2.03 – 2.14 (m, 2H), 1.28 – 1.31 (m, 3H)

<p>18-2B (I-15)</p>		<p>473</p>	<p>(400 MHz, CD₃OD) δ ppm 8.55 (s, 1H), 7.06 – 7.10 (m, 1H), 6.67 – 6.71 (m, 1H), 4.03 (br s, 2H), 3.45 – 3.54 (m, 2H), 3.36 – 3.40 (m, 3H), 3.09 – 3.12 (m, 2H), 2.66 (s, 3H), 2.18 – 2.23 (m, 2H), 2.03 – 2.10 (m, 2H), 1.27 (d, <i>J</i> = 6.8 Hz, 3H)</p>
<p>Chiral HPLC conditions for Step 1: SHIMADZU LC-20AD, LC parameters: Pump Mode: Binary gradient, Start Conc. of Pump B: 50.0%, Total Flow: 20 mL/min, Phase A : Hexane (0.1% DEA), Phase B: Ethanol, Column Name: (R,R)-WHELK-O1-Kromasil, Length: 250 mm, Internal Diameter: 5 cm, Particle Size: 5 μm, Column Temp: 20 °C, PDA Model: SPD-M20A, Wavelength: from 190 nm to 500 nm</p> <p>Step 1, Enantiomer A: 1st eluting peak (retention time = 10.3 min, 40 mg, 14%) as a white solid. LCMS (ES, <i>m/z</i>): 573[M+H]⁺.</p> <p>Step 1, Enantiomer B: 2nd eluting peak (retention time = 14.5 min, 40 mg, 14%) as a white solid. LCMS (ES, <i>m/z</i>): 573 [M+H]⁺.</p> <p>Prep HPLC Purification Method for Step 2 : SHIMADZU LC-20AD, LC parameters: Pump Mode: Binary gradient, Start Conc. of Pump B: 25.0%, End Conc. of Pump B: 48.0% Total Flow: 20 mL/min, Time: 8 min, Phase A: Water (10 mmol/L NH₄HCO₃), Phase B: MeCN-HPLC, Column Name: XBridge Prep C18 OBD Column Length: 150 mm, Internal Diameter: 19 mm, Particle Size: 5 μm, Aperture Size: 130 Å, Column Temp: 25 °C, PDA Model: SPD-M20A, Wavelength: from 190 nm to 500 nm.</p>			
<p>18-3A (I-16)</p>		<p>455</p>	<p>(300 MHz, CD₃OD) δ ppm 8.57 (s, 1H), 7.15 – 7.18 (m, 1H), 6.50 – 6.69 (m, 2H), 3.68 – 3.71 (m, 2H), 3.39 – 3.57 (m, 5H), 2.89 (d, <i>J</i> = 11.4 Hz, 2H), 2.68 (s, 3H), 1.78 – 1.90 (m, 4H), 1.23 – 1.35 (m, 3H)</p>
<p>18-3B (I-17)</p>		<p>455</p>	<p>(300 MHz, CD₃OD) δ ppm 8.56 (s, 1H), 7.12 – 7.18 (m, 1H), 6.50 – 6.69 (m, 2H), 3.68 – 3.71 (m, 2H), 3.39 – 3.57 (m, 5H), 2.87 (d, <i>J</i> = 11.4 Hz, 2H), 2.67 (s, 3H), 1.78 – 1.90 (m, 4H), 1.28 (t, <i>J</i> = 7.2 Hz, 3H)</p>
<p>Chiral HPLC conditions for Step 1: SHIMADZU LC-20AD, LC parameters: Pump Mode: Binary gradient, Start Conc. of Pump B: 50%, Total Flow: 16 mL/min, Phase A: Hexane (0.1% DEA), Phase B: EtOH-HPLC, Column Name: DAICEL CHIRALPAK IA, Length: 250 mm, Internal Diameter: 20 mm, Particle Size: 5 μm, Column Temp: 20 °C, PDA Model: SPD-M20A, Wavelength: from 190 nm to 500 nm.</p> <p>Step 1, Enantiomer A: 1st eluting peak (retention time = 12.5 min, 30 mg, 33%) as a white solid. LCMS (ES, <i>m/z</i>): 555[M+H]⁺.</p> <p>Step 1, Enantiomer B: 2nd eluting peak (retention time = 15.5 min, 50 mg, 56%) as a white solid. LCMS (ES,</p>			

<i>m/z</i> : 555 [M+H] ⁺ .			
Prep HPLC Purification Method for Step 2 : SHIMADZU LC-20AD, LC parameters: Pump Mode: Binary gradient, Start Conc. of Pump B: 25.0%, End Conc. of Pump B: 75.0% Total Flow: 30 mL/min, Time: 7 min, Phase A: Water (10 mmol/L NH ₄ HCO ₃), Phase B: MeCN-HPLC, Column Name: XBridge Prep C18 OBD Column Length: 150 mm, Internal Diameter: 19 mm, Particle Size: 5 μm, Aperture Size: 130 Å, Column Temp: 25 °C, PDA Model: SPD-M20A, Wavelength: from 190 nm to 500 nm.			
18-4A (I-18)		462	(400 MHz, CD ₃ OD) δ ppm 8.56 (s, 1H), 7.42 – 7.54 (m, 2H), 6.97 – 7.05 (m, 1H), 3.50 – 3.54 (m, 2H), 3.38 – 3.49 (m, 2H), 3.29 – 3.32 (m, 2H), 3.05 – 3.13 (m, 1H), 2.99 (d, <i>J</i> = 11.2 Hz, 2H), 2.67 (s, 3H), 2.09 – 2.28 (m, 2H), 1.78 – 1.86 (m, 2H), 1.28 (t, <i>J</i> = 6.8 Hz, 3H)
18-4B (I-19)		462	(400 MHz, CD ₃ OD) δ ppm 8.55 (s, 1H), 7.42 – 7.54 (m, 2H), 7.05 (d, <i>J</i> = 8.4 Hz, 1H), 3.50 – 3.54 (m, 2H), 3.38 – 3.49 (m, 2H), 3.29 – 3.32 (m, 2H), 3.05 – 3.13 (m, 1H), 2.95 – 2.99 (m, 2H), 2.66 (s, 3H), 2.09 – 2.28 (m, 2H), 1.78 – 1.86 (m, 2H), 1.28 (t, <i>J</i> = 7.2 Hz, 3H)
Notes: Step 1 was conducted at 40 °C. Chiral HPLC conditions for Step 1: SHIMADZU LC-20AD, LC parameters: Pump Mode: Binary gradient, Start Conc. of Pump B: 50.0%, Total Flow: 20 mL/min, Phase A: Hexane-HPLC, Phase B: IPA-HPLC, Column Name: Column: Repaired DAICEL CHIRAL IA, Length: 250 mm, Internal Diameter: 21.2 mm, Particle Size: 5 μm, Column Temp: 20 °C, PDA Model: SPD-M20A, Wavelength: from 190 nm to 500 nm.			
Step 1, Enantiomer A: 1 st eluting peak (retention time = 15.4 min, 30 mg, 25%) as a white solid. LCMS (ES, <i>m/z</i>): 562[M+H] ⁺ . Step 1, Enantiomer B: 2 nd eluting peak (retention time = 18.3 min, 30 mg, 25%) as a white solid. LCMS (ES, <i>m/z</i>): 562 [M+H] ⁺ .			
Prep HPLC Purification Method for Step 2 : Instrument Name: SHIMADZU LC-20AD, LC parameters: Pump Mode: Binary gradient, Start Conc. of Pump B: 22.0%, End Conc. of Pump B: 37.0% Total Flow: 20 mL/min, Time: 7 min, Phase A: Water (10 mmol/L NH ₄ HCO ₃), Phase B: MeCN-HPLC, Column Name: XBridge Prep C18 OBD Column Length: 150 mm, Internal Diameter: 19 mm, Particle Size: 5 μm, Aperture Size: 130 Å, Column Temp: 25 °C, PDA Model: SPD-M20A, Wavelength: from 190 nm to 500 nm.			
18-5A (I-21)		489	(400 MHz, DMSO- <i>d</i> ₆) δ ppm 8.63 (s, 1H), 7.95 (t, <i>J</i> = 7.6 Hz, 1H), 7.17 – 7.22 (m, 1H), 6.87 (s, 2H), 6.79 – 6.84 (m, 1H), 3.66 (s, 2H), 3.33 – 3.48 (m, 6H), 3.05 – 3.22 (m, 4H), 2.92 – 3.01

			(m, 2H), 2.75 – 2.85 (m, 2H), 2.65 (s, 3H), 1.18 (d, $J = 6.0$ Hz, 3H)
18-5B (I-22)		489	(400MHz, DMSO- d_6): δ ppm 8.65 (s, 1H), 7.95 (t, $J = 5.6$ Hz, 1H), 7.17 – 7.22 (m, 1H), 6.88 (s, 2H), 6.79 – 6.84 (m, 1H), 3.66 (s, 2H), 3.33 – 3.48 (m, 6H), 3.05 – 3.22 (m, 4H), 2.92 – 3.01 (m, 2H), 2.65 (s, 3H), 1.18 (d, $J = 6.4$ Hz, 3H)
<p>Chiral HPLC conditions for Step 1: SHIMADZU LC-20AD, LC parameters: Pump Mode: Binary gradient, Start Conc. of Pump B: 35.0%, Total Flow: 20 mL/min, Phase A: Hexane:DCM = 3:1, Phase B: IPA-HPLC, Column Name: Chiralpak ID-2, Length: 25 mm, Internal Diameter: 2 mm, Particle Size: 5um, Column Temp: 20 °C, PDA Model: SPD-M20A, Wavelength: from 190 nm to 500 nm.</p> <p>Step 1, Enantiomer A: 1st eluting peak (retention time = 13.1 min, 20 mg, 24%) as a light yellow solid. LCMS (ES, m/z): 589 [M+H]⁺. Step 1, Enantiomer B: 2nd eluting peak (retention time = 16.7 min, 21 mg, 25%) as a light yellow solid. LCMS (ES, m/z): 589 [M+H]⁺.</p> <p>Prep HPLC Purification Method for Step 2 : Instrument Name: SHIMADZU LC-20AD, LC parameters: Pump Mode: Binary gradient, Start Conc. of Pump B: 20.0%, End Conc. of Pump B: 55.0% Total Flow: 20 mL/min, Time: 8 min, Phase A: Water (0.05% NH₄OH), Phase B: MeCN-HPLC, Column Name: SunFire Prep C18 OBD Column, Length: 150 mm, Internal Diameter: 19 mm, Particle Size: 5 um, Aperture Size: 130 Å, Column Temp: 25 °C, PDA Model: SPD-M20A, Wavelength: from 190 nm to 500 nm.</p>			

Example 19: Biochemical Assay: Ubiquitin-Rhodamine 110 Assay for USP28 Activity.

[00310] Each assay was performed in a final volume of 20 μ L in assay buffer containing 20 mM Tris-HCl (pH 8.0, (1M Tris-HCl, pH 8.0 solution; Corning 46-031-CM)), 2 mM CaCl₂ (1M Calcium Chloride solution; Sigma #21114) 2 mM BME (2-Mercaptoethanol; Sigma 63689-25ML-F), 0.01% Prionex (0.22 μ M filtered, Sigma #G-0411), and 0.01% Triton X-100. Stock compound solutions were stored at -20 °C as 10 mM in DMSO. Up to 1 month prior to the assay, 2 mM test compounds were pre-dispensed into assay plates (Black, low volume; Corning #3820) and frozen at -20 °C. Prestamped assay plates were allowed to come to room temperature on the day of the assay. For the screen, 100 nL of 2 mM was pre-dispensed for a final screening concentration of 10 μ M (DMSO_(f) = 0.5%). Enzyme (USP28, construct USP28 (USP28-5(1-1077)-TEV-6*His; LifeSensors) concentration and incubation times were optimized for the maximal signal-to-background while maintaining initial velocity conditions at a fixed substrate concentration. The final concentration of the enzyme in the assay was 400 pM. Final substrate (Ub-Rh110; Ubiquitin-Rhodamine 110, R&D Systems #U-555) concentration was 25

nM with [Ub-Rh110] \ll K_m. 10 μ L of 2x enzyme was added to assay plates (pre-stamped with compound) either simultaneously with 2 x Ub-Rh110 or preincubated with USP28 40 minutes prior to the addition of 10 μ L of 2 x Ub-Rh110 to compound plates. Plates were incubated stacked for 90 minutes at room temperature before fluorescence was read on the Envision (Excitation at 485 nm and Emission at 535 nm; Perkin Elmer) or on the PheraSTAR (Excitation at 485 nm and Emission at 535 nm; BMG Labtech).

[00311] For follow-up studies, Each assay was performed in a final volume of 15 μ L in assay buffer containing 20 mM Tris-HCl (pH 8.0, (1M Tris-HCl, pH 8.0 solution; Corning 46-031-CM)), 3mM BME (2-Mercaptoethanol; Sigma 63689-25ML-F), 0.03% BGG (0.22 μ M filtered, Sigma, G7516-25G), and 0.01% Triton X-100 (Sigma, T9284-10L). Nanoliter quantities of either an 8-point or 10-point, 3-fold serial dilution in DMSO was pre-dispensed into assay plates (Perkin Elmer, ProxiPlate-384 F Plus, #) for a final test concentration of either 25 μ M to 11nM or 25 μ M to 1.3 nM, respectively. Enzyme USP28, construct USP28 (USP28-5(1-1077)-TEV-6*His; LifeSensors) concentration and incubation times were optimized for the maximal signal-to-background while maintaining initial velocity conditions at a fixed substrate concentration. The final concentration of the enzyme in the assay was 75 pM. Final substrate (Ub-Rh110; Ubiquitin-Rhodamine 110, R&D Systems #U-555) concentration was 25nM with [Ub-Rh110] \ll K_m. 5 μ L of 2x enzyme was added to assay plates (pre-stamped with compound) preincubated with USP28 for 30 minutes and then 5 μ L of 2 x Ub-Rh110 was added to assay plates. Plates were incubated stacked for 20 minutes at room temperature before 5 μ L of stop solution was added (final concentration of 10mM citric acid (Sigma, 251275-500G)). Fluorescence was read on the Envision (Excitation at 485 nm and Emission at 535 nm; Perkin Elmer) or on the PheraSTAR (Excitation at 485 nm and Emission at 535 nm; BMG Labtech).

Example 20: Biochemical Assay: Ubiquitin-Rhodamine 110 Assay for USP25 Activity.

[00312] The assay was performed in a final volume of 9 μ L in assay buffer containing 20 mM Tris-HCl (pH 8.0, (1M Tris-HCl, pH 8.0 solution; Corning 46-031-CM)), 3 mM BME (2-Mercaptoethanol; Sigma 63689-25ML-F), 0.03% BGG (0.22 μ M filtered, Sigma, G7516-25G), and 0.01% Triton X-100 (Sigma, T9284-10L). Nanoliter quantities of 10-point, 3-fold serial dilution in DMSO was pre-dispensed into 1536 assay plates (Corning, #3724BC) for a final test concentration of 25 μ M to 1.3 nM, top to lowest dose, respectively. Enzyme USP25, construct

USP25-His6, (Boston Biochem E-546). Concentration and incubation times were optimized for the maximal signal-to-background while maintaining initial velocity conditions at a fixed substrate concentration. The final concentration of the enzyme in the assay was 75 pM. Final substrate (Ub-Rh110; Ubiquitin-Rhodamine 110, R&D Systems #U-555) concentration was 25 nM with $[Ub-Rh110] \ll K_m$. 3 μ L of 2x enzyme was added to assay plates (pre-stamped with compound) preincubated with USP25 for 30 minutes and then 3 μ L of 2 x Ub-Rh110 was added to assay plates. Plates were incubated for 45 minutes at room temperature before addition of 3 μ L of stop solution (final concentration of 10 mM citric acid (Sigma, 251275-500G)). Fluorescence was read on the Envision (Excitation at 485 nm and Emission at 535 nm; Perkin Elmer) or on the PheraSTAR (Excitation at 485 nm and Emission at 535 nm; BMG Labtech).

[00313] For both the USP28 and USP25 assay formats Data were reported as percent inhibition compared with control wells based on the following equation: $\%inh = 1 - ((FLU - Ave_{Low}) / (Ave_{High} - Ave_{Low}))$ where FLU = measured Fluorescence, Ave_{Low} = average Fluorescence of no enzyme control (n=16), and Ave_{High} = average Fluorescence of DMSO control (n=16). IC_{50} values were determined by curve fitting of the standard 4 parameter logistic fitting algorithm included in the Activity Base software package: IDBS XE Designer Model205. Data is fitted using the Levenburg Marquardt algorithm.

[00314] **Table 10:** USP28 and USP25 activities of compounds of the disclosure in USP28 and USP25 assays. +++++ indicates an IC_{50} of less than about 0.2 μ M, +++ indicates an IC_{50} between about 0.2 μ M and about 2 μ M, ++ indicates an IC_{50} between about 2 μ M and about 10 μ M, and + indicates an IC_{50} between about 10 μ M and about 25 μ M. ND indicates that the data has not been determined.

TABLE 10: USP28 and USP25 Assays

Compound No.	USP28 IC_{50}	USP25 IC_{50}
I-1	+++	ND
I-2	+++	ND
I-3	++++	ND
I-4	+++	++
I-5	++++	ND

Compound No.	USP28 IC_{50}	USP25 IC_{50}
I-6	++++	++++
I-7	++++	+++
I-9	+++	+++
I-10	++++	+++
I-11	+++	+++

Compound No.	USP28 IC ₅₀	USP25 IC ₅₀
I-12	+++	++
I-13	+++	++
I-14	++	ND
I-15	++++	++
I-16	+++	+++
I-17	+++	++

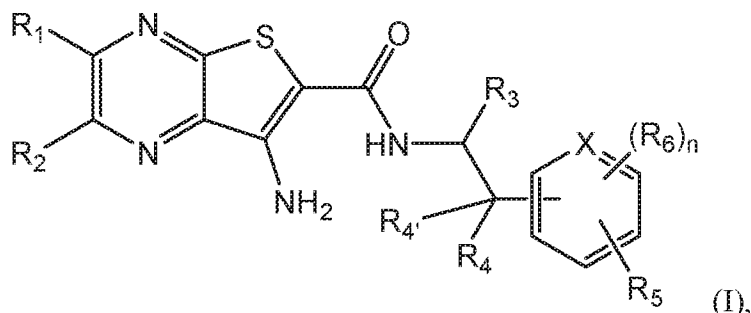
Compound No.	USP28 IC ₅₀	USP25 IC ₅₀
I-18	++	++
I-19	++	++
I-20	++++	++++
I-21	+++	+++
I-22	+++	+++
I-23	++	+++

Equivalents

[00315] Those skilled in the art will recognize, or be able to ascertain, using no more than routine experimentation, numerous equivalents to the specific embodiments described specifically herein. Such equivalents are intended to be encompassed in the scope of the following claims.

CLAIMED:

1. A compound of Formula (I):



or a pharmaceutically acceptable salt, hydrate, solvate, prodrug, stereoisomer, and tautomer thereof,

wherein:

X is N or CR_6 ;

R_1 is H, (C₁-C₆) alkyl, (C₁-C₆) alkoxy, (C₁-C₆) haloalkyl, (C₁-C₆) haloalkoxy, (C₁-C₆) hydroxyalkyl, halogen, (C₃-C₈) cycloalkyl, -CN, or -NR₈R₉;

R_2 is H, (C₁-C₆) alkyl, (C₁-C₆) alkoxy, (C₁-C₆) haloalkyl, (C₁-C₆) haloalkoxy, (C₁-C₆) hydroxyalkyl, halogen, (C₃-C₈) cycloalkyl, or -NR₁₀R₁₁;

or R_1 and R_2 together form a (C₄-C₈) cycloalkyl optionally substituted with one or more R_{12} ;

R_3 is H, (C₁-C₆) alkyl, or (C₁-C₆) haloalkyl;

R_4 is H, (C₁-C₆) alkyl, halogen, or (C₁-C₆) haloalkyl;

R_4' is H, (C₁-C₆) alkyl, halogen, or (C₁-C₆) haloalkyl;

R_5 is -(C₀-C₃) alkylene-C(O)OH, -(C₀-C₃) alkylene-heterocycloalkyl, -O-heterocycloalkyl, -(C₀-C₃) alkylene-aryl, -(C₀-C₃) alkylene-heteroaryl or -N(R₇)-(C₀-C₃) alkylene-heterocycloalkyl, wherein the heterocycloalkyl, aryl and heteroaryl are optionally substituted with one or more R_{13} ;

each R_6 is independently at each occurrence H, (C₁-C₆) alkyl, (C₁-C₆) alkoxy,

(C₁-C₆) haloalkyl, (C₁-C₆) haloalkoxy, halogen, -OH, -CN, (C₃-C₈) cycloalkyl, heterocycloalkyl, aryl, or heteroaryl, wherein the alkyl is optionally substituted with one or more (C₁-C₆) alkoxy or -OH, and wherein the cycloalkyl, heterocycloalkyl, aryl, and heteroaryl are optionally substituted with one or more R₁₄; or

R₅ and R₆ together when on adjacent atoms form a (C₄-C₈) cycloalkyl ring optionally substituted with one or more R₁₅; or R₅ and R₆ together when on adjacent atoms form a heterocycloalkyl ring optionally substituted with one or more R₁₅; R₅ and R₆ together when on adjacent atoms form an aryl ring optionally substituted with one or more R₁₅; or R₅ and R₆ together when on adjacent atoms form a heteroaryl ring optionally substituted with one or more R₁₅; or

two R₆ together when on adjacent atoms form a (C₄-C₈) cycloalkyl ring; or two R₆ together when on adjacent atoms form a heterocycloalkyl ring; two R₆ together when on adjacent atoms form an aryl ring; or two R₆ together when on adjacent atoms form a heteroaryl ring;

R₇ is H or (C₁-C₆) alkyl;

each R₈, R₉, R₁₀, and R₁₁ is independently H, (C₁-C₆) alkyl, or -C(O)(C₁-C₆) alkyl;

each R₁₂ is independently at each occurrence (C₁-C₆) alkyl, (C₁-C₆) alkoxy, (C₁-C₆) haloalkyl, (C₁-C₆) haloalkoxy, halogen, or -OH;

each R₁₃ is independently at each occurrence (C₁-C₆) alkyl, (C₁-C₆) alkoxy, (C₁-C₆) haloalkyl, (C₁-C₆) haloalkoxy, (C₁-C₆) hydroxyalkyl, halogen, (C₃-C₈) cycloalkyl, -C(O)NR₁₈R₁₉, -S(O)₂(C₁-C₆) alkyl, -OH, or -NR₁₆R₁₇, wherein the alkyl is optionally substituted with one or more substituents independently selected from (C₁-C₆) alkoxy, OH, and heterocycloalkyl; or

two R₁₃ together when attached to the same carbon can form -C=(O) when R₅ is -(C₀-C₃) alkylene-heterocycloalkyl, -O-heterocycloalkyl, or -N(R₇)-(C₀-C₃) alkylene-heterocycloalkyl; or two R₁₃ together when attached to the same atom form a (C₃-C₈) spirocycloalkyl optionally substituted with one or more R₂₀ when R₅ is -(C₀-C₃) alkylene-heterocycloalkyl, -O-heterocycloalkyl, or

-N(R₇)-(C₀-C₃) alkylene-heterocycloalkyl; or two R₁₃ together when attached to the same atom form a (C₃-C₈) spiroheterocycloalkyl optionally substituted with one or more R₂₀ when R₅ is -(C₀-C₃) alkylene-heterocycloalkyl, -O-heterocycloalkyl, or -N(R₇)-(C₀-C₃) alkylene-heterocycloalkyl; or two R₁₃ together when on adjacent atoms form a heterocycloalkyl ring optionally substituted with one or more R₂₀; or two R₁₃ together when on adjacent atoms form a heteroaryl ring optionally substituted with one or more R₂₀; or two R₁₃ together with the atoms to which they are attached can form a bridged heterocycloalkyl ring optionally substituted with one or more R₂₀ when R₅ is -(C₀-C₃) alkylene-heterocycloalkyl, -O-heterocycloalkyl, or -N(R₇)-(C₀-C₃) alkylene-heterocycloalkyl;

each R₁₄ is independently at each occurrence (C₁-C₆) alkyl, (C₁-C₆) alkoxy, (C₁-C₆) haloalkyl, (C₁-C₆) haloalkoxy, halogen, cycloalkyl, heterocycloalkyl, or -C(O)-heterocycloalkyl, wherein the alkyl is optionally substituted with one or more substituents independently selected from (C₁-C₆) alkoxy and -OH;

each R₁₅ is independently at each occurrence (C₁-C₆) alkyl, (C₁-C₆) alkoxy, (C₁-C₆) haloalkyl, (C₁-C₆) haloalkoxy, halogen, -OH, -CN, -C(O)OH, or -C(O)O(C₁-C₆) alkyl;

each R₁₆ and R₁₇ is independently H, (C₁-C₆) alkyl, (C₃-C₈) cycloalkyl, -CH₂C(O)NH₂, -S(O)₂(C₁-C₆) alkyl, -S(O)₂(C₆-C₁₀) aryl or -C(O)(C₁-C₆) alkyl;

each R₁₈ and R₁₉ is independently H or (C₁-C₆) alkyl;

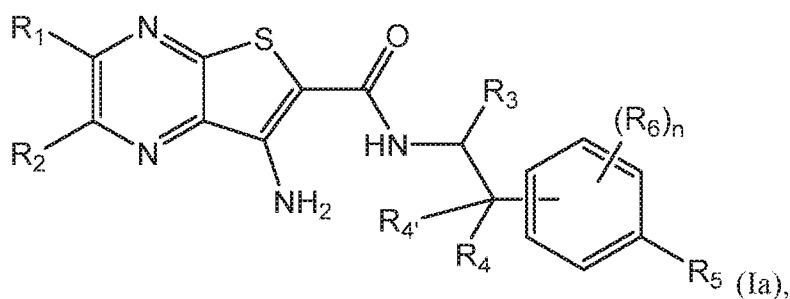
each R₂₀ is independently at each occurrence (C₁-C₆) alkyl, (C₁-C₆) alkoxy, (C₁-C₆) haloalkyl, (C₁-C₆) haloalkoxy, or halogen; or

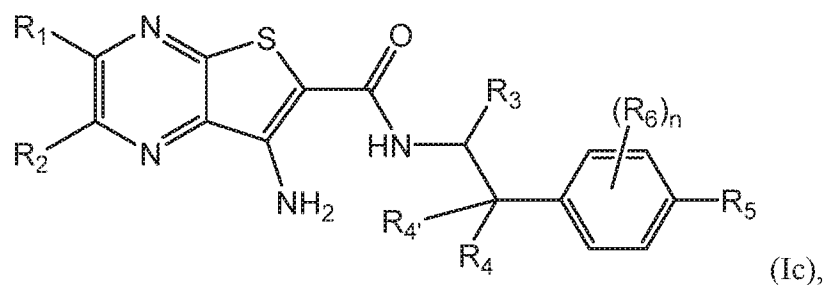
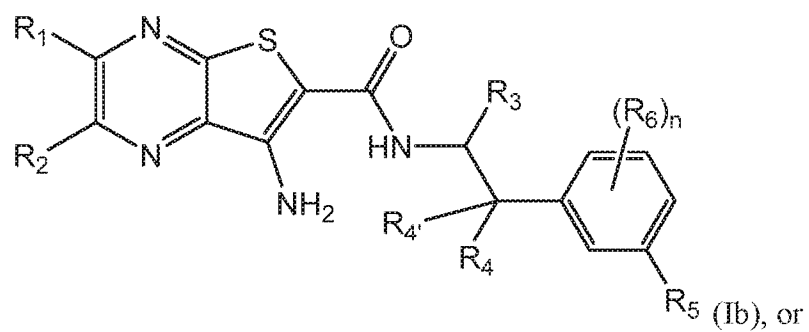
two R₂₀ together when attached to the same carbon form -C(=O); and

n is 0, 1, 2, or 3.

2. The compound of claim 1, wherein X is CH.
3. The compound of claim 1 or 2, wherein R₃ is H or CH₃.
4. The compound of any one of claims 1 to 3, wherein R₄ is H or CH₃.

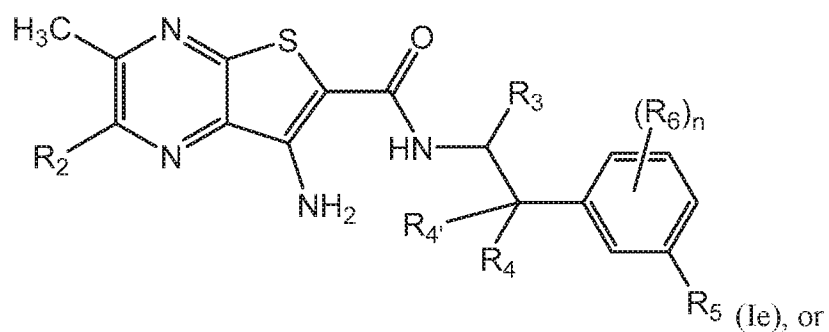
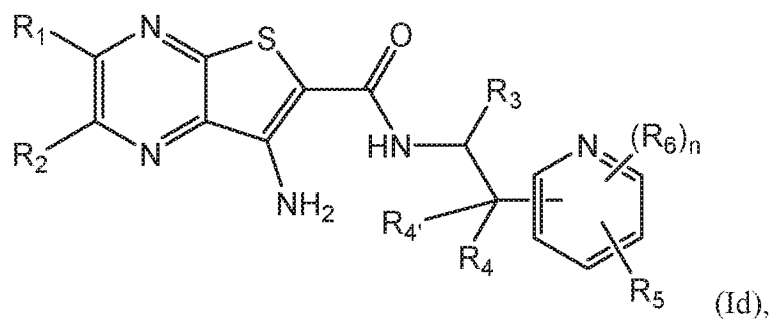
5. The compound of any one of claims 1 to 4, wherein R_4 is H.
6. The compound of any one of claims 1 to 5, wherein R_1 is H or (C₁-C₆) alkyl.
7. The compound of any one of claims 1 to 6, wherein R_2 is H or halogen.
8. The compound of any one of claims 1 to 5, wherein R_1 and R_2 together form a (C₃-C₈) cycloalkyl optionally substituted with one or more R_{12} .
9. The compound of any one of claims 1 to 8, wherein R_6 is halogen, or -CN.
10. The compound of any one of claims 1 to 9, wherein n is 0.
11. The compound of any one of claims 1 to 9, wherein n is 1 or 2.
12. The compound of any one of claims 1 to 9, wherein n is 3.
13. The compound of claim 1 having Formula (Ia), (Ib) or (Ic):

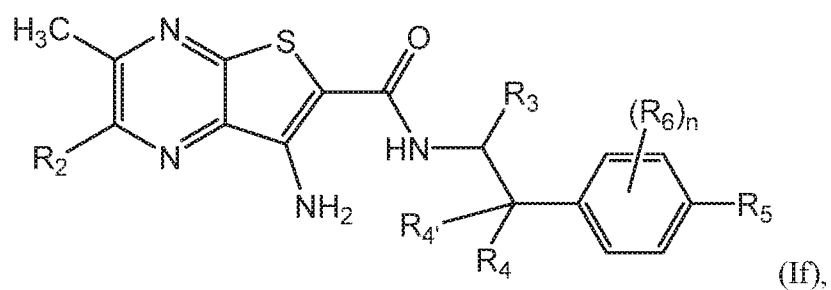




or a pharmaceutically acceptable salt, hydrate, solvate, prodrug, stereoisomer, and tautomer thereof.

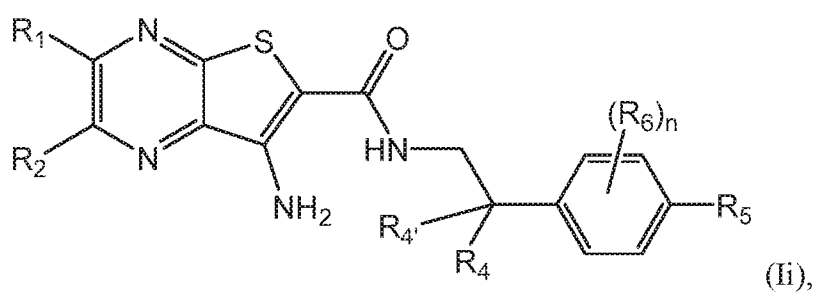
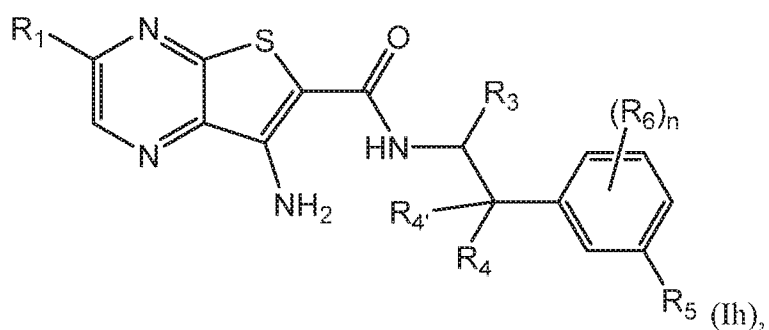
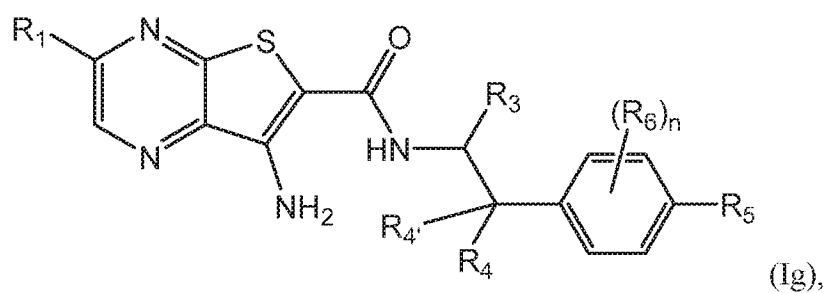
14. The compound of claim 1 having Formula (Id), Formula (Ie), or Formula (If):

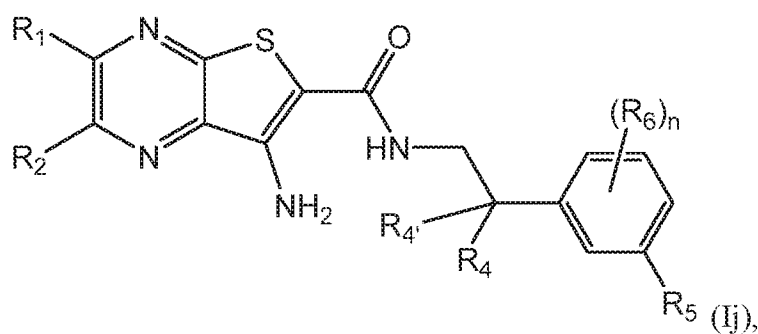




or a pharmaceutically acceptable salt, hydrate, solvate, prodrug, stereoisomer, and tautomer thereof.

15. The compound of claim 1 having Formula (Ig), Formula (Ih), Formula (Ii), or Formula (Ij):

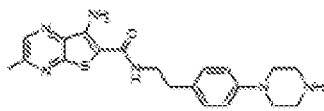




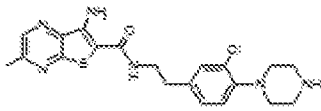
or a pharmaceutically acceptable salt, hydrate, solvate, prodrug, stereoisomer, and tautomer thereof.

16. The compound of any one of claims 13 to 15, wherein R_3 is H or CH_3 .
17. The compound of any one of claims 13 to 15, wherein R_4 is H or CH_3 .
18. The compound of any one of claims 13 to 17, wherein $R_{4'}$ is H.
19. The compound of any one of claims 13 to 18, wherein R_1 is H or (C_1-C_6) alkyl.
20. The compound of any one of claims 13 to 19, wherein R_2 is H or halogen.
21. The compound of any one of 13 to 18, wherein R_1 and R_2 together form a (C_3-C_8) cycloalkyl optionally substituted with one or more R_{12} .
22. The compound of any one of claims 13 to 21, wherein R_6 is halogen, or $-CN$.
23. The compound of any one of claims 13 to 22, wherein n is 0.
24. The compound of any one of claims 13 to 22, wherein n is 1 or 3.
25. The compound of any one of claims 13 to 22, wherein n is 3.

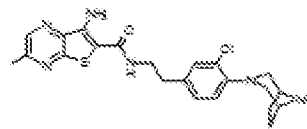
26. The compound of claim 1, selected from:



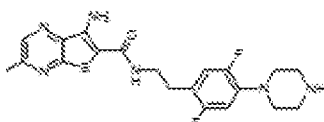
1-1. 7-amino-3-methyl-N-(4-(piperazin-1-yl)phenethyl)thieno[2,3-b]pyrazine-5-carboxamide



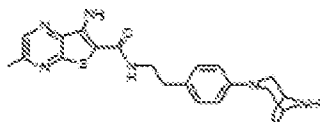
1-2. 7-amino-N-(3-chloro-4-(piperazin-1-yl)phenethyl)-3-methylthieno[2,3-b]pyrazine-5-carboxamide



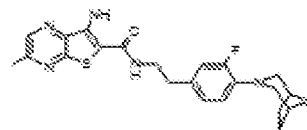
1-3. N-(4-(3,5-diazabicyclo[3.2.1]octan-3-yl)-3-chlorophenethyl)-7-amino-3-methylthieno[2,3-b]pyrazine-5-carboxamide



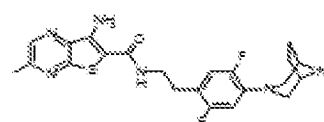
1-4. 7-amino-N-(2,5-difluoro-4-(piperazin-1-yl)phenethyl)-3-methylthieno[2,3-b]pyrazine-5-carboxamide



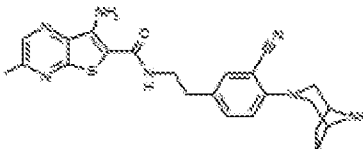
1-5. N-(4-(3,5-diazabicyclo[3.2.1]octan-3-yl)phenethyl)-7-amino-3-methylthieno[2,3-b]pyrazine-5-carboxamide



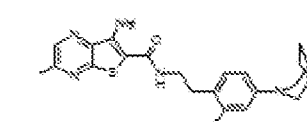
1-6. N-(4-(3,5-diazabicyclo[3.2.1]octan-3-yl)-3-fluorophenethyl)-7-amino-3-methylthieno[2,3-b]pyrazine-5-carboxamide



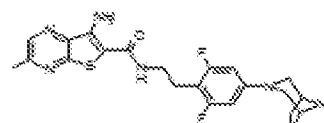
1-7. N-(4-(3,5-diazabicyclo[3.2.1]octan-3-yl)-2,5-difluorophenethyl)-7-amino-3-methylthieno[2,3-b]pyrazine-5-carboxamide



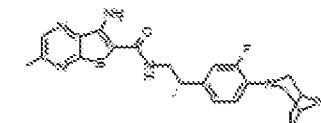
1-8. N-(4-(3,5-diazabicyclo[3.2.1]octan-3-yl)-3-oxanophenethyl)-7-amino-3-methylthieno[2,3-b]pyrazine-5-carboxamide



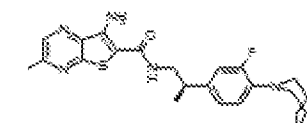
1-9. N-(4-(3,5-diazabicyclo[3.2.1]octan-3-yl)-2-fluorophenethyl)-7-amino-3-methylthieno[2,3-b]pyrazine-5-carboxamide



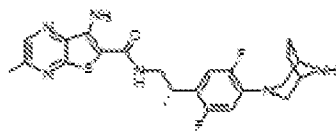
1-11. N-(4-(3,5-diazabicyclo[3.2.1]octan-3-yl)-2,5-difluorophenethyl)-7-amino-3-methylthieno[2,3-b]pyrazine-5-carboxamide



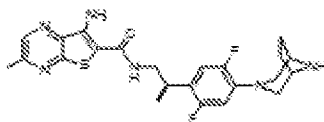
1-12. N-((2S)-2-(4-(3,5-diazabicyclo[3.2.1]octan-3-yl)-3-fluorophenyl)propyl)-7-amino-3-methylthieno[2,3-b]pyrazine-5-carboxamide



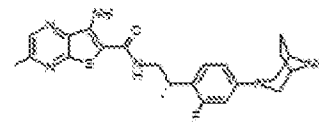
1-13. N-((2R)-2-(4-(3,5-diazabicyclo[3.2.1]octan-3-yl)-3-fluorophenyl)propyl)-7-amino-3-methylthieno[2,3-b]pyrazine-5-carboxamide



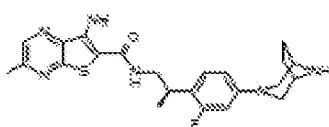
1-14. N-((2S)-2-(4-(3,8-diazabicyclo[3.2.1]octan-3-yl)-2,5-difluorophenyl)propyl)-7-amino-3-methylthieno[2,3-b]pyrazine-8-carboxamide



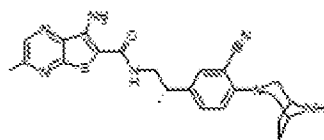
1-15. N-((2R)-2-(4-(3,8-diazabicyclo[3.2.1]octan-3-yl)-2,5-difluorophenyl)propyl)-7-amino-3-methylthieno[2,3-b]pyrazine-8-carboxamide



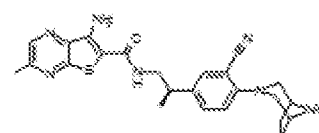
1-16. N-((2S)-2-(4-(3,8-diazabicyclo[3.2.1]octan-3-yl)-2-fluorophenyl)propyl)-7-amino-3-methylthieno[2,3-b]pyrazine-8-carboxamide



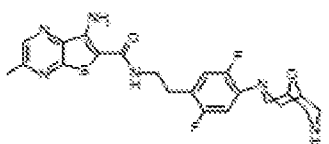
1-17. N-((2R)-2-(4-(3,8-diazabicyclo[3.2.1]octan-3-yl)-2-fluorophenyl)propyl)-7-amino-3-methylthieno[2,3-b]pyrazine-8-carboxamide



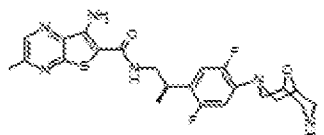
1-18. N-((2S)-2-(4-(3,8-diazabicyclo[3.2.1]octan-3-yl)-3-cyanophenyl)propyl)-7-amino-3-methylthieno[2,3-b]pyrazine-8-carboxamide



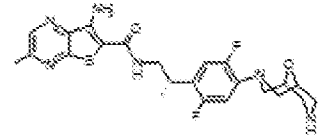
1-19. N-((2R)-2-(4-(3,8-diazabicyclo[3.2.1]octan-3-yl)-3-cyanophenyl)propyl)-7-amino-3-methylthieno[2,3-b]pyrazine-8-carboxamide



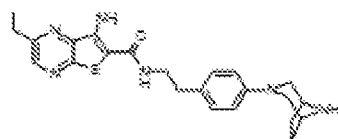
1-20. N-(4-(8-oxa-3,7-diazabicyclo[3.3.1]nonan-3-yl)-2,5-difluorophenyl)-7-amino-3-methylthieno[2,3-b]pyrazine-8-carboxamide



1-21. N-((2R)-2-(4-(8-oxa-3,7-diazabicyclo[3.3.1]nonan-3-yl)-2,5-difluorophenyl)propyl)-7-amino-3-methylthieno[2,3-b]pyrazine-8-carboxamide



1-22. N-((2S)-2-(4-(8-oxa-3,7-diazabicyclo[3.3.1]nonan-3-yl)-2,5-difluorophenyl)propyl)-7-amino-3-methylthieno[2,3-b]pyrazine-8-carboxamide



1-23. N-(4-(3,8-diazabicyclo[3.2.1]octan-3-yl)phenethyl)-7-amino-2-methylthieno[2,3-b]pyrazine-8-carboxamide

and

or a pharmaceutically acceptable salt, hydrate, solvate, prodrug, stereoisomer, and tautomer thereof.

27. A pharmaceutical composition comprising, a compound of any one of claims 1 to 26, and a pharmaceutically acceptable carrier.
28. A method of treating a disease or disorder associated with inhibition of USP28 comprising, administering to a patient in need thereof an effective amount of a compound of any one of claims 1 to 26.
29. The method of claim 28, wherein the disease or disorder associated with inhibition of USP28 is cancer.
30. A method of inhibiting USP28 comprising, administering to a patient in need thereof an effective amount of a compound of any one of claims 1 to 26.
31. A method of treating cancer, the method comprising administering, to a patient in need thereof an effective amount of a compound of any one of claims 1 to 26.
32. The method of claim 31, wherein the cancer is acute myeloid leukemia, gastric cancer, pancreatic cancer, colorectal cancer, glioblastoma, neuroblastoma, small-cell lung cancer, non-small cell lung cancer, or squamous cell carcinoma.
33. The method of claim 31, wherein administration of the compound induces a change in the cell cycle, cell viability, cell apoptosis, or differentiation.
34. A method of treating a disease or disorder associated with inhibition of USP25 comprising, administering to a patient in need thereof an effective amount of a compound of any one of claims 1 to 26.

35. A method of treating a disease or disorder associated with inhibition of USP28 and USP25 comprising, administering to a patient in need thereof an effective amount of a compound of any one of claims 1 to 26.
36. The method of any one of claims 28 to 35, wherein administering is performed orally, parentally, subcutaneously, by injection, or by infusion.
37. A compound of any one of claims 1 to 26 for use in the manufacture of a medicament for treating a disease associated with inhibiting USP28.
38. Use of a compound of any one of claims 1 to 26 in the treatment of a disease associated with inhibiting USP28.
39. A compound of any one of claims 1 to 26 for use in the manufacture of a medicament for treating a disease associated with inhibiting USP25.
40. Use of a compound of any one of claims 1 to 26 in the treatment of a disease associated with inhibiting USP25.
41. A compound of any one of claims 1 to 26 for use in the manufacture of a medicament for treating a disease associated with inhibiting USP28 and USP 25.
42. Use of a compound of any one of claims 1 to 26 in the treatment of a disease associated with inhibiting USP28 and USP 25.
43. A method of treating inflammation, the method comprising, administering to a patient in need thereof an effective amount of a compound of any one of claims 1 to 26.
44. A method of treating an autoimmune disease, the method comprising, administering to a patient in need thereof an effective amount of a compound of any one of claims 1 to 26.

45. A method of treating an infectious disease, the method comprising, administering to a patient in need thereof an effective amount of a compound of any one of claims 1 to 26.
46. The method of claim 45, wherein the infectious disease is a viral infection or a bacterial infection.
47. A method of treating a viral infection, the method comprising, administering to a patient in need thereof an effective amount of a compound of any one of claims 1 to 26.
48. A method of treating bacterial infection, the method comprising, administering to a patient in need thereof an effective amount of a compound of any one of claims 1 to 26.

INTERNATIONAL SEARCH REPORT

International application No
PCT/US2017/017691

A. CLASSIFICATION OF SUBJECT MATTER
INV. C07D495/04 A61K31/4985 A61P35/00 A61P37/00
ADD.
According to International Patent Classification (IPC) or to both national classification and IPC

B. FIELDS SEARCHED
Minimum documentation searched (classification system followed by classification symbols)
C07D
Documentation searched other than minimum documentation to the extent that such documents are included in the fields searched

Electronic data base consulted during the international search (name of data base and, where practicable, search terms used)
EPO-Internal, WPI Data, CHEM ABS Data

C. DOCUMENTS CONSIDERED TO BE RELEVANT

Category*	Citation of document, with indication, where appropriate, of the relevant passages	Relevant to claim No.
A	WO 2012/040527 A2 (UNIV MICHIGAN [US]; DONATO NICHOLAS J [US]; WOBUS CHRISTIANE [US]; SHO) 29 March 2012 (2012-03-29) claim 1 -----	1-48

Further documents are listed in the continuation of Box C.

See patent family annex.

* Special categories of cited documents :

- "A" document defining the general state of the art which is not considered to be of particular relevance
- "E" earlier application or patent but published on or after the international filing date
- "L" document which may throw doubts on priority claim(s) or which is cited to establish the publication date of another citation or other special reason (as specified)
- "O" document referring to an oral disclosure, use, exhibition or other means
- "P" document published prior to the international filing date but later than the priority date claimed

- "T" later document published after the international filing date or priority date and not in conflict with the application but cited to understand the principle or theory underlying the invention
- "X" document of particular relevance; the claimed invention cannot be considered novel or cannot be considered to involve an inventive step when the document is taken alone
- "Y" document of particular relevance; the claimed invention cannot be considered to involve an inventive step when the document is combined with one or more other such documents, such combination being obvious to a person skilled in the art
- "&" document member of the same patent family

Date of the actual completion of the international search 14 March 2017	Date of mailing of the international search report 29/03/2017
---	---

Name and mailing address of the ISA/ European Patent Office, P.B. 5818 Patentlaan 2 NL - 2280 HV Rijswijk Tel. (+31-70) 340-2040, Fax: (+31-70) 340-3016	Authorized officer Bérillon, Laurent
--	--

INTERNATIONAL SEARCH REPORT

Information on patent family members

International application No

PCT/US2017/017691

Patent document cited in search report	Publication date	Patent family member(s)	Publication date
WO 2012040527	A2	29-03-2012	
		AU 2011305315 A1	28-03-2013
		CA 2811567 A1	29-03-2012
		CN 103261169 A	21-08-2013
		EP 2619184 A2	31-07-2013
		JP 5852658 B2	03-02-2016
		JP 2013543490 A	05-12-2013
		US 2012077806 A1	29-03-2012
		US 2014357673 A1	04-12-2014
		WO 2012040527 A2	29-03-2012
