May 6, 1930. A. BILDSTEIN 1,757,287

PERPETUAL PAD

Filed June 28, 1927

Fig. 1

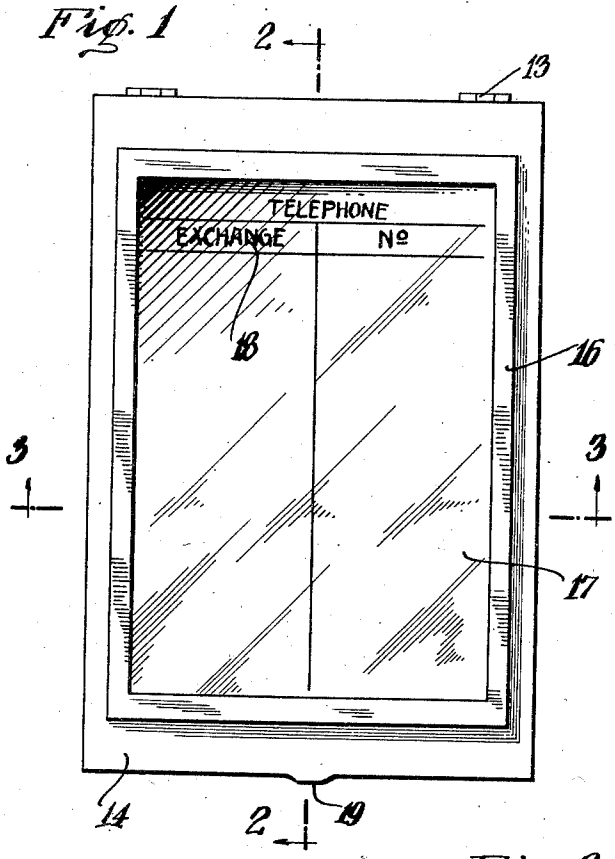

Fig. 2

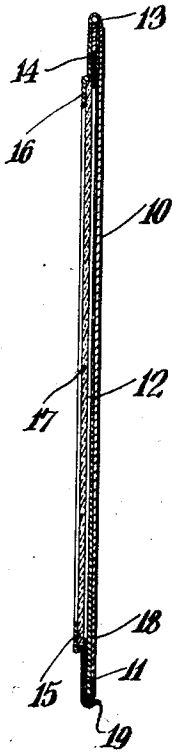

Fig. 3



Fig. 4

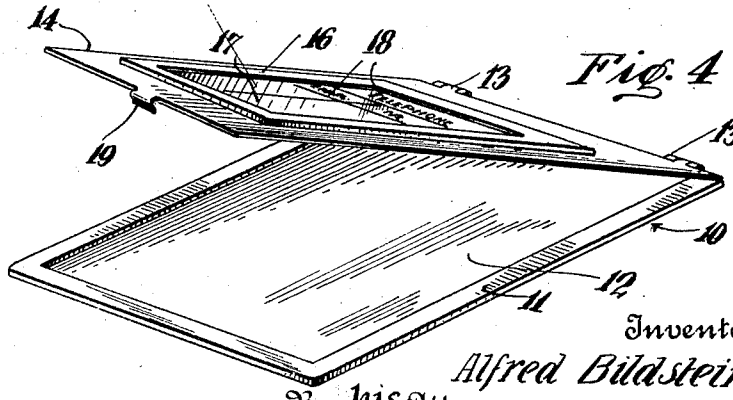

Inventor

Alfred Bildstein

By his Attorney

Marvin Adams

Patented May 6, 1930 1,757,287

UNITED STATES PATENT OFFICE

ALFRED BILDSTEIN, OF ELIZABETH, NEW JERSEY

PERPETUAL PAD

Application filed June 28, 1927. Serial No. 201,930.

This invention relates to memorandum pads with particular reference to such as may be used perpetually.

It is well known that occasions arise quite frequently when it is necessary to make certain notations such as telephone calls, visitors' calls and the like, which are usually made on pads containing a multiplicity of pages, and this method has been found to be inconvenient and expensive due to the fact that when all the pages of the pad had been written on, it was useless and thrown away.

It is therefore the main object of the present invention to provide means whereby notations made upon the face of a translucent plate may be eradicated at will, thus preparing the pad for future notations.

A further aim is in the provision of means enabling any inscription to be placed on a transparent plate, such as the words "Exchange" or "Number", referring to telephone calls.

These objects together with other minor objects, which will become apparent as the description progresses, are accomplished by the novel construction, combination and arrangement of parts, hereinafter more fully described and illustrated in the accompanying drawing, forming an important component of this disclosure, and in which:—

Figure 1 is a front elevational view of a perpetual pad made in accordance with the present disclosure.

Figure 2 is a longitudinal sectional view taken on line 2—2 of Figure 1.

Figure 3 is a transverse sectional view taken on line 3—3 of Figure 1.

Figure 4 is a perspective view showing the device as opened after erasure of a notation.

In the drawing, the numeral 10 generally designates a backing plate having inwardly bent edges 11 receptive of a sheet 12 of carbon paper or any other similar copying paper. Hinges 13 connect one of the edges of the plate 10 to a top or front plate 14, having a central rectangular opening 15 and a raised integral frame 16.

Fixed to the underside of the frame 16 is a thin highly flexible sheet 17 of celluloid or other clear, transparent material, bearing any preferred inscriptions 18, such as "Telephone", "Exchange", "Number" or the like, the sheet 17 being held in place by a frame member 18 secured to the back of the plate 14, adjacent the frame 16.

Formed on the edge of the plate 14 opposite the hinges 13 is a spring catch 19 adapted to resiliently engage the adjacent edge of the plate 10, when the device is closed in an operative position.

When in use, the plate 14 is swung outward on the hinges 13 and a sheet of translucent paper is laid over the carbon sheet 12.

The plates are then closed together and any desired notations made upon the transparent plate 17 by a stylus, pencil or like instrument, will show upon the paper inserted therein.

In order to erase the notations, all that is necessary is to separate the plates 10 and 14, remove the sheet inserted between cover plate and carbon in any well known manner and the writing will disappear.

Although the foregoing is descriptive of the preferred embodiment of this invention, it is to be understood that minor changes may be made without the exercise of inventive faculties or departing from the spirit and scope of the claim hereto appended.

Having thus described my invention, what I claim as new and desire to secure by Letters Patent, is:—

In a memorandum pad including a rear plate and carbon held thereon, a front or cover plate hinged to said rear plate and having a central opening, a frame integral with said cover plate and raised with respect to same, a sheet of celluloid fixed to the underside of said frame, a rear frame member cooperating with said frame to hold said celluloid sheet in place, and a flexible translucent sheet adapted to be interposed between said cover plate and carbon.

In witness whereof I have affixed my signature.

ALFRED BILDSTEIN.