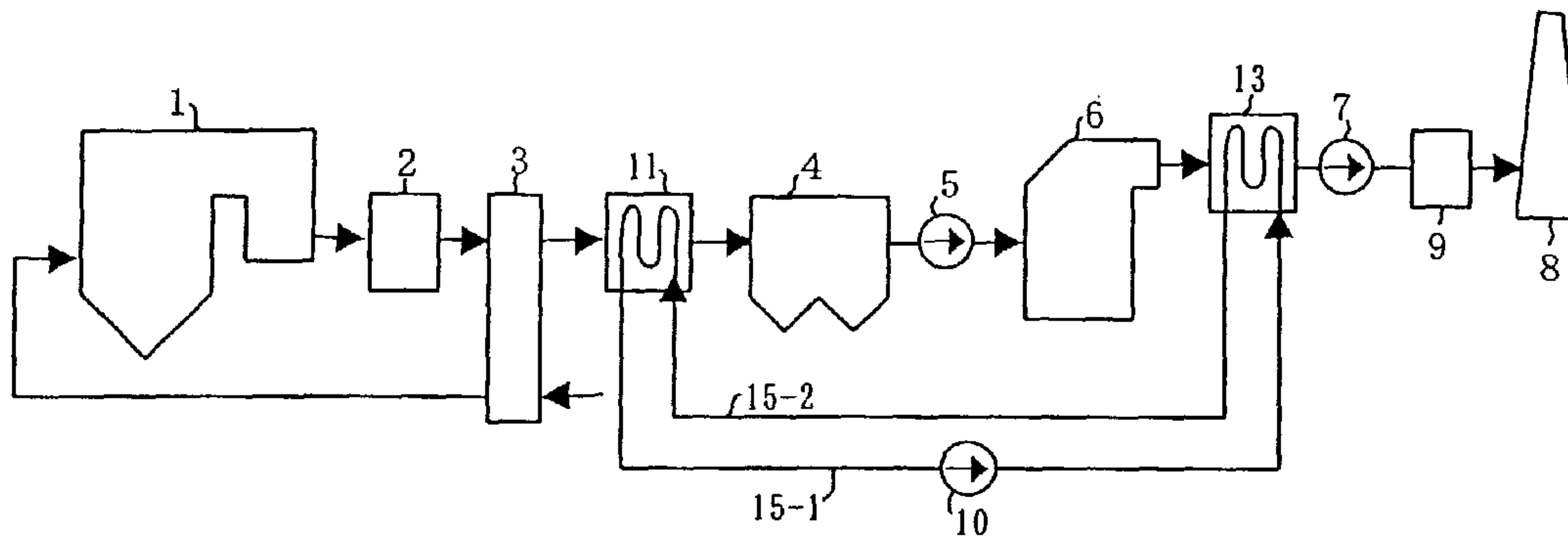




(86) Date de dépôt PCT/PCT Filing Date: 2003/09/08
 (87) Date publication PCT/PCT Publication Date: 2004/03/18
 (85) Entrée phase nationale/National Entry: 2005/03/08
 (86) N° demande PCT/PCT Application No.: JP 2003/011450
 (87) N° publication PCT/PCT Publication No.: 2004/023040
 (30) Priorité/Priority: 2002/09/09 (2002-263191) JP

(51) Cl.Int.⁷/Int.Cl.⁷ F23J 15/00, F23L 15/00
 (71) Demandeur/Applicant:
 BABCOCK-HITACHI KABUSHIKI KAISHA, JP
 (72) Inventeurs/Inventors:
 KIKKAWA, HIROFUMI, JP;
 NAKAMOTO, TAKANORI, JP;
 KATSUBE, TOSHIO, JP
 (74) Agent: RICHES, MCKENZIE & HERBERT LLP

(54) Titre : SYSTEME DE TRAITEMENT D'EMISSIONS DE FUMÉES
 (54) Title: EXHAUST SMOKE-PROCESSING SYSTEM



(57) **Abrégé/Abstract:**

An exhaust smoke-processing system capable of economically removing heavy metals. The system comprises an air preheater (3) for heating air for combustion by exhaust smoke exhausted from a boiler (1), a heat recoverer (11) for heating a heat medium by exhaust smoke exhausted from the air pre-heater, a dust collector (4) for collecting soot and dust in exhaust smoke exhausted from the heat recoverer, a wet-type exhaust smoke-processing apparatus for processing exhaust smoke exhausted from the dust collector, a reheater (13) for heating exhaust smoke exhausted from the apparatus by the heat medium, and a heat medium circulation pipe passage (15) for circulating the heat medium between the reheater (13) and the heat recoverer (11). Temperature control means is provided in the heat medium circulation pipe passage. The means measures heavy metal concentration in exhaust smoke exhausted from one or more of the dust collector (4), the wet-type exhaust smoke-processing apparatus (6), and the reheater (13) and adjusts exit exhaust smoke temperature of the heat recoverer so that the measured value is within a predetermined range.

ABSTRACT

An exhaust smoke processing system capable of economically removing heavy metal, comprising a air preheater 3 for heating combustion air by exhaust smoke discharged from a boiler 1, a heat recoverer 11 for heating a heat medium by exhaust smoke discharged from the air preheater 3, a dust collector 4 for collecting soot and dust in exhaust smoke discharged from the heat recoverer 11, a wet-type exhaust smoke processing apparatus for processing exhaust smoke discharged from the dust collector 4, a reheater 13 for heating exhaust smoke discharged from the wet-type exhaust smoke processing apparatus by the heat medium, and a heat medium circulation pipe passage 15 for circulating the heating medium between the reheater 13 and the heat recoverer 11, wherein the heating medium circulation pipe 15 is provided with temperature control means which measures a heavy metal concentration in exhaust smoke discharged from any one or more of the dust collector 4, the wet-type exhaust smoke processing apparatus 6 and the reheater 13, and adjust the temperature of exhaust smoke at an outlet of the heat recoverer 11 such that the measured value falls within a predetermined range.

DESCRIPTION

EXHAUST SMOKE-PROCESSING SYSTEM

Technical Field

The present invention relates to an exhaust smoke
5 processing system, and more particularly, to an exhaust smoke
processing system in which in order to reduce the heavy metal
concentration in exhaust smoke discharged from a smokestack, a
heat recoverer for reheating exhaust smoke discharged from a
wet-type exhaust smoke processing apparatus is disposed
10 upstream of a dust collecting apparatus such as a bag filter
or an electrostatic precipitator, thereby lowering the
temperature of the exhaust smoke at an inlet of the
electrostatic precipitator.

Background Technique

15 A fossil fuel such as coal includes heavy metal which is
harmful to a human body although an amount thereof is very
small. When the fossil fuel is burned, most of them become
gas. In a thermal power plant or the like, after most of
nitrogen oxide (NOx), sulfur oxide (SOx) and smoke and dust
20 in the exhaust smoke generated when coal or the like is burned
is removed, the remainder thereof is discharged to atmosphere
from a smokestack. However, a portion of the heavy metal is
not completely removed by a dust collecting apparatus which
collects smoke and dust in the exhaust smoke or by a
25 desulfurization apparatus which removes sulfur oxide.
Examples of elements of heavy metal included in coal which are
easily discharged from smokestack are mercury, selenium,
arsenic, chromium, lead and the like having high volatility.

Although the concentration of these elements in the exhaust smoke when they are discharged from the smokestack is not high, it is desired that its processing technique becomes widespread, since their toxicity is high. For example, there is proposed
5 a mercury processing method in the exhaust gas discharged from a refuse incinerator as a method for removing mercury in the exhaust gas (Japanese Patent Publications Nos.H6-61424 and H6-104182). This is because that higher concentration mercury is included in exhaust gas from the refuse incinerator.

10 According to the techniques disclosed in the above publications, liquid absorbent or solid absorbent is sprayed into exhaust gas, mercury in the exhaust gas is collected by the absorbent, and the absorbent which collected the mercury together with dust in the exhaust gas is collected by a dust
15 collecting apparatus such as a downstream bag filter or a electrostatic precipitator. It is proposed that powder activated carbon is sprayed upstream of a bag filter which removes mercury, and it is collected by a downstream bag filter (Felsvang K. et al.: Activated carbon injection in
20 spray dryer/ESP/FF for mercury and toxics control: Fuel Process Tech. 39PP. 417-430 (1994)).

According to these conventional techniques, however, an apparatus which sprays liquid absorbent or solid absorbent into exhaust gas, and a reactor which brings liquid absorbent
25 or solid absorbent and exhaust gas into contact for a certain time (normally several seconds) are required, and it is necessary to secure the installation space therefore. Further, liquid absorbent or solid absorbent is expensive, and there is

a problem that the processing cost is increased.

That is, according to the conventional techniques, consumption amount of expensive liquid absorbent or solid absorbent is large, and the reactor and the apparatus for spraying liquid absorbent or solid absorbent into exhaust gas are required, and it is necessary to secure the installation space therefore. It is an object of the present invention to propose an exhaust smoke processing system capable of solving these problems and capable of economically removing heavy metal.

Disclosure of the Invention

The object of the present invention can be achieved by the following means. That is, the exhaust smoke processing system comprises an air preheater for heating air for combustion by exhaust smoke discharged from a boiler, a heat recoverer for heating a heat medium by exhaust smoke discharged from the air preheater, a dust collector for collecting soot and dust in exhaust smoke discharged from the heat recoverer, a wet-type exhaust smoke processing apparatus for wet-type processing exhaust smoke discharged from the dust collector, a reheater for heating exhaust smoke discharged from the wet-type exhaust smoke processing apparatus by the heating medium, and a heat medium circulation pipe for circulating the heating medium between the reheater and the heat recoverer. The heat medium circulation pipe passage is provided with temperature control means which measures a heavy metal concentration in exhaust smoke discharged from any one or more of the dust collector, the wet-type exhaust smoke

processing apparatus and the reheater, and adjust the temperature of exhaust smoke at an outlet of the heat recoverer such that the heavy metal concentration falls within a predetermined range. With this, even if composition of coal to be burned or the temperature of exhaust smoke at the inlet of the heat recoverer is varied, the heavy metal concentration in exhaust smoke discharged into the atmosphere can fall within the predetermined range. In this case, the temperature control means can be realized by using any one of or more of means for adjusting a heat medium circulation flow rate of the heat medium circulating between the reheater and the heat recoverer, means for cooling the heat medium, means for heating the heat medium, and means which disposes a bypass pipe for connecting an inlet and an outlet of a passage of the heating medium flowing into the heat recoverer and which adjusts a flow rate of the heat medium in the bypass pipe. A method described in Japanese Patent Applications Laid-open Nos.H9-122438 and H11-347332 can be used as the means for controlling the temperature of exhaust smoke at the outlet of the heat recoverer.

Further, the present invention provides an exhaust smoke processing system comprising an air preheater for heating combustion air by exhaust smoke discharged from a boiler, a dust collector for collecting soot and dust in exhaust smoke discharged from the air preheater, and a wet-type exhaust smoke processing apparatus for wet-type processing exhaust smoke discharged from the dust collector. This system further comprises control means which measures a heavy metal

concentration in exhaust smoke discharged from the wet-type
exhaust smoke processing apparatus, and which adjusts any one
or more of pH of liquid absorbent of the wet-type exhaust
smoke processing apparatus, a flow rate of oxidizing-air, and
5 a flow rate of waste water, such that the heavy metal
concentration falls within a predetermined range.

In this invention, most of heavy metal in the exhaust
smoke exists as gas in a high temperature region in the boiler,
but if the temperature of the exhaust smoke is lowered, the
10 heavy metal becomes prone to be attached to a surface of solid
particle such as ash particle. This is because that as the
temperature of the element and compound becomes lower, the
vapor pressure becomes lower also, and the heavy metal can not
easily exist as gas. Therefore, in the case of the dust
15 collecting apparatus which collects smoke and dust in exhaust
smoke, as the temperature of the exhaust smoke is lower, the
apparatus can collect more the heavy metal together with ash
particle. It is possible to remove and collect the heavy
metal in the collected ash as required, or to stabilize the
20 corrected ash such that the heavy metal is not eluted from the
ash particle. However, if the temperature of the exhaust gas
in the dust collecting apparatus becomes excessively low, the
ash particle becomes prone to be agglutinated, and there is a
problem that the ash particle can not easily be discharged
25 from an ash collecting section (hopper) provided in a lower
portion of the dust collecting apparatus. Therefore, if the
heavy metal concentration in exhaust smoke is measured under
the temperature condition of the exhaust smoke capable of

stably collecting ash from the dust collecting apparatus, and if the temperature of exhaust smoke at the outlet of the heat recoverer (inlet of the dust collecting apparatus) is adjusted such that the component concentration falls within the
5 predetermined range, it is possible to control the concentration of heavy metal discharged from the smokestack into the atmosphere.

The exhaust gas including heavy metal which was not removed by the dust collecting apparatus enters the downstream
10 wet-type exhaust smoke processing apparatus, and sulfur dioxide gas (SO_2) in the exhaust gas is removed by the liquid absorbent. At that time, a portion of the heavy metal is absorbed by the liquid absorbent. The present inventors researched and found that pH of liquid absorbent, the flow
15 rate of oxidizing-air and concentration of heavy metal in the liquid absorbent affect the removing efficiency of the heavy metal. That is, as the pH and the heavy metal concentration in the liquid absorbent are lower, or as the flow rate of oxidizing-air is higher, the removing efficiency of heavy
20 metal by the wet-type desulfurization apparatus becomes higher. Therefore, when the heavy metal concentration in the exhaust smoke discharged into the atmosphere is high, the problem can be solved by lowering pH of liquid absorbent, increasing the amount of waste water to be discharged, or increasing the
25 oxidizing-air. In this manner, it is possible to control the heavy metal concentration discharged from the smokestack into the atmosphere by measuring the heavy metal component in exhaust smoke discharged from the wet-type desulfurization

apparatus, and by adjusting any one or more of pH of liquid absorbent of the wet-type exhaust smoke processing apparatus, a flow rate of oxidizing-air, and a flow rate of waste water.

Brief Description of the Drawings

5 Fig. 1 shows a basic structure of a system of the present invention;

Fig. 2 shows a detailed structure of the system of the invention; and

10 Fig. 3 shows a detailed structure of the system of the invention.

Explanation of symbols: 1 ... boiler, 2 ... denitration apparatus, 3 ... air preheater, 4 ... electrostatic precipitator, 5 ... induced draft fan, 6 ... wet-type desulfurization apparatus, 7 ... desulfurization fan, 8 ... 15 smokestack, 9 ... measuring apparatus, 10 ... pump, 11 ... heat recoverer, 12 ... heat-transfer piping, 13 ... reheater, 14 ... heat-transfer piping, 15 ... heat medium circulation pipe passage, 16 ... heat medium bypass line, 17 ... thermometer, 18 ... flow regulating valve, 19 ... heat 20 exchanger, 20 ... supply pipe, 21 ... flow regulating valve, 31 ... inlet duct, 32 ... desulfurization tower body, 33 ... outlet duct, 34 ... liquid absorbent circulation line, 35 ... pump, 36 ... spray nozzle, 37 ... circulation tank, 38 ... agitator, 39 ... air supply pipe, 40 ... limestone slurry tank, 25 41 ... pump, 42 ... limestone supply pipe, 43 ... pH meter, 44 ... valve, 45 ... plaster drawing-out pipe, 46 ... dewater, 47 ... return piping, 48 ... waste pipe.

Best Mode for Carrying Out the Invention

Next, the present invention will be explained in more detail by way of Examples.

Example 1

Fig. 1 is a block diagram of an exhaust smoke processing system according to an embodiment of the invention. According to the exhaust smoke processing system of this embodiment, exhaust smoke discharged from a boiler 1 is introduced into a denitration apparatus 2. Here, nitrogen oxide in exhaust smoke is removed and then, the exhaust smoke is introduced into an air preheater 3. The exhaust smoke introduced into the air preheater 3 is heat-exchanged with combustion air supplied to the boiler 1 to be cooled to 120 to 155°C, for example, and is introduced into a heat recoverer 11. Heat of exhaust smoke introduced into the heat recoverer 11 is recovered in heat medium flowing in a heat-transfer pipe by heat exchange, the exhaust smoke is cooled to 75 to 110°C, for example and is introduced into an electrostatic precipitator 4. Here, most of smoke and dust in the exhaust smoke is collected. The exhaust smoke which passed through the electrostatic precipitator 4 is increased in pressure by an induced draft fan 5, and is introduced into a wet-type desulfurization apparatus 6 using a spray-type limestone-plaster method, for example, wherein Sox in the exhaust smoke is removed by gas-liquid contact. The exhaust smoke which was cooled to a saturated gas temperature in the wet-type desulfurization apparatus 6 is increased in temperature in a reheater 13, and the exhaust smoke is discharged from a smokestack 8 through a desulfurization fan 7. Like the heat recoverer 11, the

reheater 13 is a heat exchanger having a heat-transfer pipe through which heat medium flows. The exhaust smoke is heat-exchanged with the heat medium flowing through the heat-transfer pipe to be increased in temperature to 90 to 110°C, for example. The heat recoverer 11 and the heat-transfer pipe of the reheater 13 are in communication with each other through heat medium circulation pipe passages 15-1, 15-2, wherein the heat medium is circulated between the heat recoverer 11 and the reheater 13 by a pump 10. The heavy metal concentration in exhaust gas at an inlet of the smokestack 8 is measured by a measuring apparatus 9, and the temperature of exhaust gas at outlet of the heat recoverer 11 (inlet of the electric dust collector 4) is controlled based on the measured value.

In this manner, according to the exhaust smoke processing system of the present invention, the removing efficiency of heavy metal in the exhaust gas can be enhanced by controlling the temperature of exhaust gas at outlet of the heat recoverer 11 (inlet of the electric dust collector 4).

Fig. 2 shows details of heat medium circulating system of the heat recoverer and the reheater according to the feature of the present invention. The heat-transfer piping 12 of the heat recoverer 11 and the heat-transfer piping 14 of the reheater 13 are annularly connected to each other through the heat medium circulation pipe passages 15-1, 15-2, and the circulation pump 10 is provided at an intermediate portion of the passages. The heat medium is circulated in the heat-transfer pipings 12 and 14 by the circulation pump 10. The

heat-transfer pipings 12 and 14 use fin tubes to enhance the heat exchange efficiency. To absorb the expansion of the heat medium in the passage, heat medium tank is disposed.

A concrete method for controlling the temperature of exhaust gas at the outlet of the heat recoverer 11 (inlet of the electric dust collector 4) will be explained below.

A heat medium bypass line 16 is provided for controlling the temperature of exhaust smoke at the outlet of the heat recoverer 11. A thermometer 17 measures the temperature of exhaust smoke at the outlet of the heat recoverer 11. An opening of a flow regulating valve 18 is adjusted to control the heat collecting amount such that the temperature of the exhaust smoke at the outlet of the heat recoverer 11 becomes equal to or higher than a set value by a signal of the thermometer 17. A heat exchanger 19 is provided in the heat medium circulation pipe passage 15-2. Vapor or cooling water is allowed to flow to the heat exchanger 19 from a supply pipe 20 while adjusting the opening of the flow regulating valve 21, thereby controlling the temperature of the exhaust smoke at the outlet of the heat recoverer 11.

It is also possible to control the temperature of the exhaust smoke at the outlet of the heat recoverer 11 by adjusting the flow rate of the pump 10. For example, when the value measured by the measuring apparatus 9 is higher than a predetermined value, the flow rate of the pump 10 is increased, the amount of heat exchange between the heat recoverer 11 and the reheater 13 is increased, and the temperature of the exhaust smoke at the outlet of the heat recoverer 11 (inlet of

electric dust collector 4) is reduced. However, if the flow rate of the pump 10 is decreased to reduce the heat exchange amount between the heat recoverer 11 and the reheater 13, the temperature of exhaust gas at the outlet of the reheater 13 is lowered, mist scattered from the wet-type desulfurization apparatus sticks to a surface of the heat-transfer pipe 14, and this may cause corrosion.

In the example shown in Figs. 1 and 2, the temperature of the exhaust smoke at the outlet of the heat recoverer 11 (inlet of electric dust collector 4) was adjusted to a predetermined value, and the heavy metal concentration in the exhaust gas at the inlet of the smokestack 8 was measured by the measuring apparatus 9. Table 1 shows a result of the above measurement. In Table 1, relative values based on the values at 80°C are shown.

[Table 1]

Result of analysis of heavy metal concentration in exhaust gas

(-)

| Exhaust gas temperature (°C) | 80 | 100 | 120 | 140 |
|---------------------------------|-----|-----|-----|-----|
| Mercury | 1.0 | 1.5 | 2.5 | 3.5 |
| Selenium | 1.0 | 1.4 | 2.2 | 3.0 |

20 Example 2

In the exhaust smoke processing system shown in Fig. 1, it is also possible to control the heavy metal concentration in exhaust gas discharged into the atmosphere, by adjusting one or more of operation conditions of the desulfurization

apparatus 6, pH of liquid absorbent, oxidizing-air flow rate, and waste water flow rate.

Fig. 3 shows a detail structure of the desulfurization apparatus 6. Exhaust gas including heavy metal that was not removed by the dust collecting apparatus (not shown) is introduced into a desulfurization tower body 33 from an inlet duct 31 and is discharged from an outlet duct 32. During that time, liquid absorbent sent by a pump 35 through a liquid absorbent circulation line 34 is sprayed from a plurality of spray nozzles 36 in the desulfurization tower, and the liquid absorbent and the exhaust gas come into contact with each other in a liquid/gas contact manner. At that time, the liquid absorbent absorbs SO_2 in the exhaust gas and produces calcium sulfite. The liquid absorbent that produced calcium sulfite is accumulated in a circulation tank 37 and stirred by an agitator 38 and in this state, calcium sulfite in the liquid absorbent is oxidized by air supplied from an air supply pipe 39, to produce plaster. Desulfurizer such as limestone is added to the liquid absorbent in the circulation tank 37 through a limestone supply pipe 42 by a pump 41 from a limestone slurry tank 40. An amount of limestone to be supplied is adjusted by a valve 44 based on an instructed value of a pH meter 43 disposed in the liquid absorbent circulation line 34. A portion of the liquid absorbent in the tank where limestone and plaster coexist is sent through a plaster drawing-out pipe 45 to a dewater 46, where the plaster is recovered. A portion of filtrate of the dewater is returned into the circulation tank 37 through the return

47, and the remainder is discharged from the waste pipe 48 to outside of the system as waste water.

When pH of liquid absorbent of the desulfurization apparatus shown in Fig. 3 was changed, a mercury concentration change in exhaust gas at the outlet of the desulfurization apparatus was measured. The result is shown in Table 2, where relative values based on values at pH4.5 are shown. As pH is lower, the mercury concentration in exhaust gas at the outlet of the desulfurization apparatus is lower. However, if pH of liquid absorbent becomes lower, as desulfurization performance is deteriorated, it is necessary to increase a liquid and gas ratio (L/G).

[Table 2]

Result of analysis of heavy metal mercury concentration in exhaust gas (-)

| pH | 4.5 | 5.0 | 5.5 | 6.0 |
|---------|-----|-----|-----|-----|
| Mercury | 1.0 | 2.5 | 3.5 | 5.0 |

In the system diagram of Fig. 3, calcium sulfite in liquid absorbent is oxidized in the circulation tank 37 by air supplied from the air supply pipe 39 to generate plaster. At that time, if the amount of oxidizing-air is not sufficient, calcium sulfite remains, and the removing rate of heavy metal is lowered. A mercury concentration change in exhaust gas at the outlet of the desulfurization apparatus was measured when a sulfur dioxide concentration in liquid absorbent was changed. The result is shown in Tale 3, where relative values based on

values of sulfur dioxide concentration 0.0 (mmol/L) are shown. There is a tendency that as the sulfur dioxide concentration becomes higher, the mercury concentration in exhaust gas at the outlet of the desulfurization apparatus becomes higher.

5

[Table 3]

Result of analysis of heavy metal mercury concentration in exhaust gas (-)

| Sulfur dioxide concentration (mmol/L) | 0.0 | 1.0 | 2.0 | 3.0 |
|---------------------------------------|-----|-----|-----|-----|
| Mercury | 1.0 | 2.0 | 4.5 | 6.0 |

10 As shown in the system diagram of Fig. 3, the desulfurization liquid absorbent is sent to the dewater 46, where plaster is recovered, and a portion of the filtrate is returned into the circulation tank 37 through the return piping 47. A portion of the heavy metal removed in the
 15 desulfurization apparatus is concentrated in the liquid absorbent. The mercury concentration change in exhaust gas at the outlet of the desulfurization apparatus was measured when the mercury concentration of the liquid absorbent was changed. The result is shown in Table 4, where relative values based on
 20 values of mercury concentration 0.03 (mmol/L) are shown. As the heavy metal concentration in liquid absorbent becomes higher, its removing performance becomes lower. Therefore, in order to enhance the removing performance, it is necessary to increase the amount of water discharged from the system from
 25 the waste pipe 48.

[Table 4]

Result of analysis of heavy metal mercury concentration in
exhaust gas (-)

| | | | | |
|-----------------------------------|------|-----|-----|-----|
| Mercury concentration (mmol/L) | 0.03 | 0.1 | 0.2 | 0.3 |
| Mercury | 1.0 | 2.5 | 3.5 | 4.5 |

5 The problem that the heavy metal concentration in
exhaust gas discharged into atmosphere is high, can be solved
by lowering pH of liquid absorbent, increasing the amount of
water to be discharged, and increasing the oxidizing-air.

10 Although the electrostatic precipitator is used in this
embodiment, a bag filter can be used instead thereof.

15 Although it is not described in the embodiment, in order
to remove solid particle such as ash particle stucked to a
surface of the heat-transfer pipe 12 of the heat recoverer 11
shown in Figs. 1 and 2, an apparatus (soot blower) which blows
air or vapor to remove the particle is disposed. If the soot
blower is used, the smoke and dust concentration in exhaust
gas is temporarily increased and with this, the heavy metal
concentration in the exhaust gas is also increased. Therefore,
it is preferable to take the timing for operating the soot
20 blower into consideration.

Industrial Applicability

25 The present invention can economically provide an
exhaust smoke processing system in which the heavy metal
concentration in exhaust smoke discharged from smokestack is
reduced.

CLAIMS

1. An exhaust smoke processing system comprising an air preheater for heating combustion air by exhaust smoke discharged from a boiler, a heat recoverer for heating heat medium by exhaust smoke discharged from the air preheater, a
5 dust collector for collecting soot and dust in exhaust smoke discharged from the heat recoverer, a wet-type exhaust smoke processing apparatus for wet-type processing exhaust smoke discharged from the dust collector, a reheater for heating
10 exhaust smoke discharged from the wet-type exhaust smoke processing apparatus by the heat medium, and a heat medium circulation pipe passage for circulating the heat medium between the reheater and the heat recoverer, wherein the heat medium circulation pipe passage is provided with temperature
15 control means which measures a heavy metal concentration in exhaust smoke discharged from any one or more of the dust collector, the wet-type exhaust smoke processing apparatus and the reheater, and adjust the temperature of exhaust smoke at an outlet of the heat recoverer such that the heavy metal
20 concentration falls within a predetermined range.

2. The exhaust smoke processing system according to claim 1, wherein the temperature control means is any one of or more of means for adjusting a heat medium circulation flow rate of the heat medium circulating between the reheater and
25 the heat recoverer, means for cooling the heat medium, means for heating the heat medium, and means which disposes a bypass pipe for connecting an inlet and an outlet of a passage of the heat medium flowing into the heat recoverer and which adjusts

a flow rate of the heat medium in the bypass pipe.

3. An exhaust smoke processing system comprising an air preheater for heating combustion air by exhaust smoke discharged from a boiler, a dust collector for collecting soot and dust in exhaust smoke discharged from the air preheater, 5 and a wet-type exhaust smoke processing apparatus for wet-type processing exhaust smoke discharged from the dust collector, wherein the system further comprises control means which measures a heavy metal concentration in exhaust smoke 10 discharged from the wet-type exhaust smoke processing apparatus, and which adjusts any one or more of pH of liquid absorbent of the wet-type exhaust smoke processing apparatus, a flow rate of oxidizing-air, and a flow rate of waste water, such that the heavy metal concentration falls within a 15 predetermined range.

4. An exhaust smoke processing system comprising a air preheater for heating combustion air by exhaust smoke discharged from a boiler, a heat recoverer for heating a heat medium by exhaust smoke discharged from the air preheater, a 20 dust collector for collecting soot and dust in exhaust smoke discharged from the heat recoverer, a wet-type exhaust smoke processing apparatus for wet-type processing exhaust smoke discharged from the dust collector, a reheater for heating exhaust smoke discharged from the wet-type exhaust smoke 25 processing apparatus by the heat medium, and a heat medium circulation pipe passage for circulating the heat medium between the reheater and the heat recoverer, wherein the system further comprises control means which measures a heavy

metal concentration in exhaust smoke discharged from the dust collector, and adjusts the temperature of exhaust smoke at an outlet of the heat recoverer such that the heavy metal concentration falls within a predetermined range, and which
5 also measures the heavy metal concentration in exhaust smoke discharged from the wet-type exhaust smoke processing apparatus, and adjusts any one or more of pH of liquid absorbent of the wet-type exhaust smoke processing apparatus, a flow rate of oxidizing-air, and a flow rate of waste water,
10 such that the heavy metal concentration falls within a predetermined range.

FIG. 1

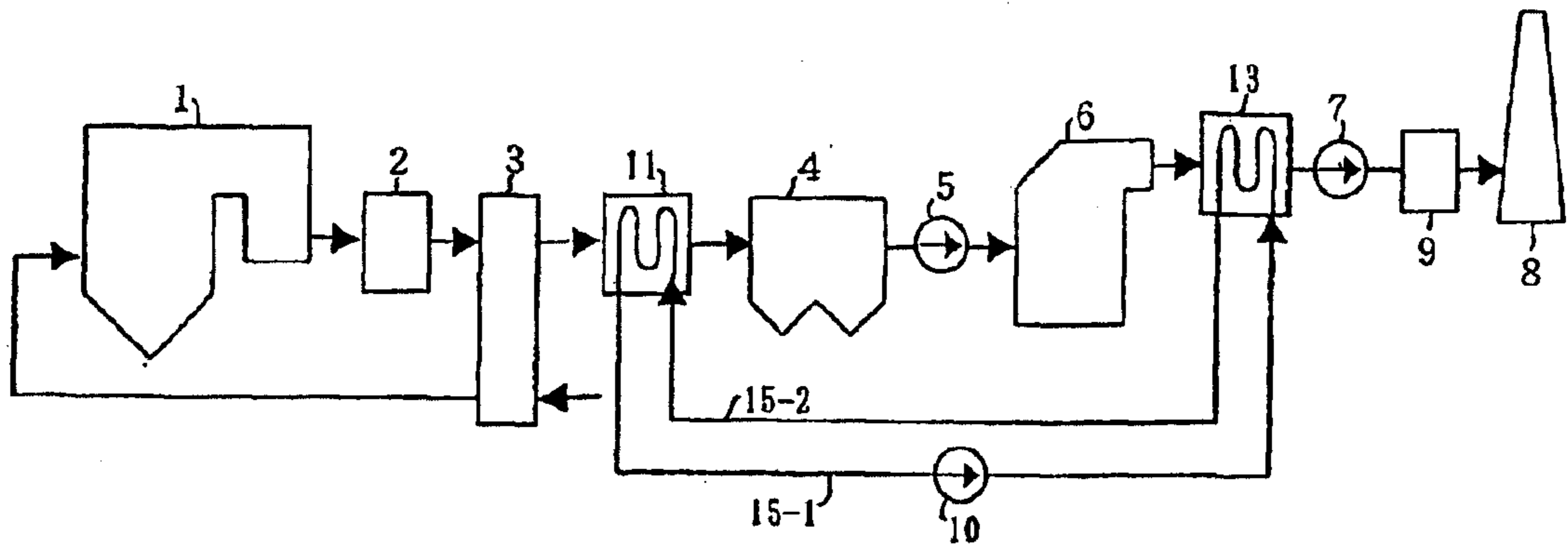


FIG. 2

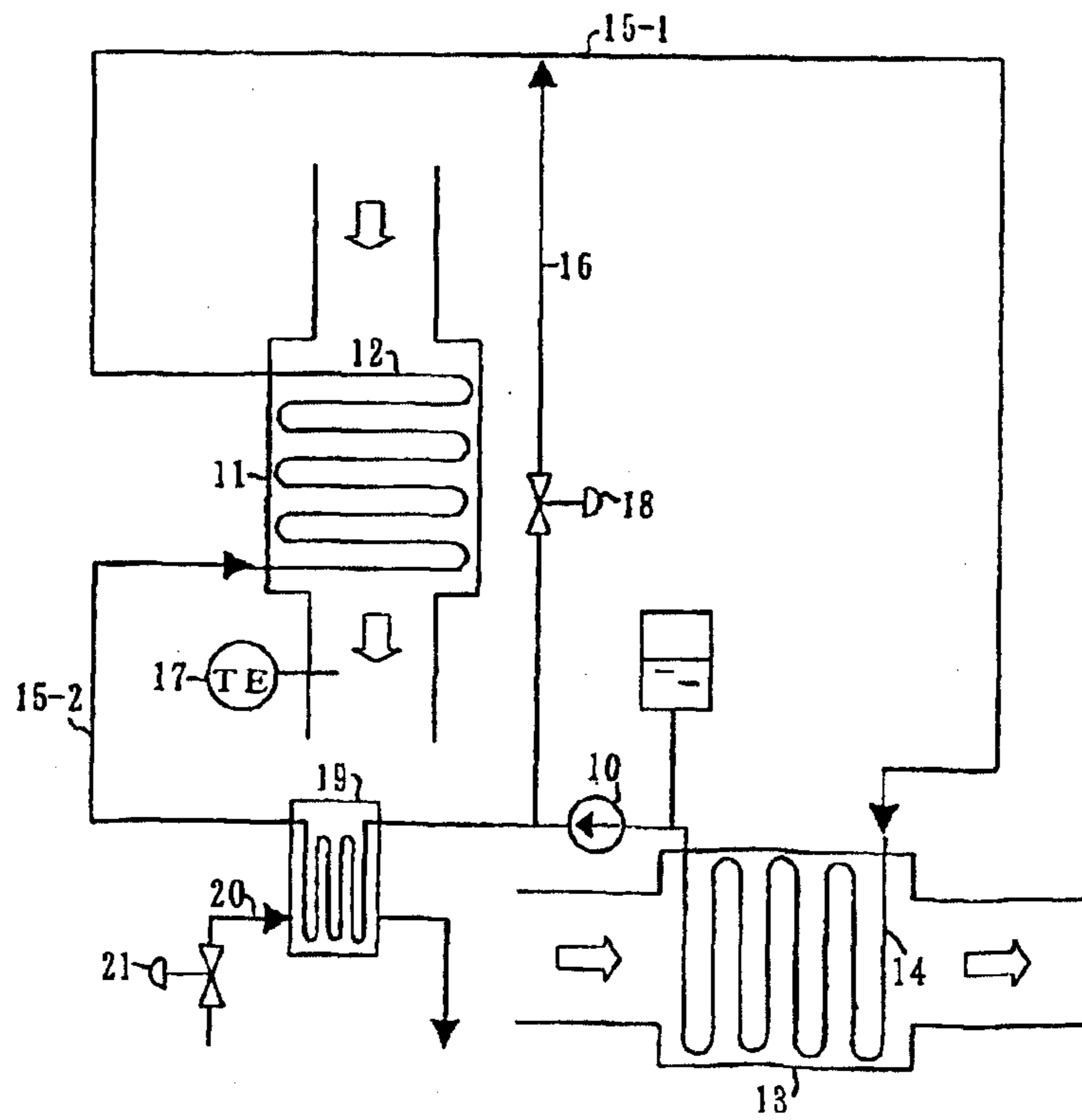


FIG. 3

