



US00D457133S

(12) **United States Design Patent** (10) **Patent No.:** **US D457,133 S**
Yoneyama (45) **Date of Patent:** **** May 14, 2002**

(54) **PORTABLE STORAGE BATTERY**

(75) Inventor: **Kazuo Yoneyama, Kyoto (JP)**

(73) Assignee: **Nintendo Co., Ltd. (JP)**

(**) Term: **14 Years**

(21) Appl. No.: **29/136,892**

(22) Filed: **Feb. 9, 2001**

(30) **Foreign Application Priority Data**

Aug. 11, 2000 (JP) 2000-022349
Aug. 11, 2000 (JP) 2000-022351

(51) **LOC (7) Cl.** **13-02**

(52) **U.S. Cl.** **D13/103**

(58) **Field of Search** D13/103; 429/96-100,
429/159, 163, 176

(56) **References Cited**

U.S. PATENT DOCUMENTS

- D306,851 S * 3/1990 Weimann D13/103
- 4,965,148 A * 10/1990 Daio et al. 429/159
- D360,185 S * 7/1995 Kobayashi D13/103
- D361,978 S 9/1995 Shirai et al.
- D381,623 S 7/1997 Sugino et al.
- D400,494 S * 11/1998 Blase D13/103
- D409,974 S * 5/1999 Sasago D13/103
- D417,860 S * 12/1999 Lau D13/103

- D425,479 S * 5/2000 Melnicoff D13/103
- D426,513 S * 6/2000 Toops et al. D13/103
- D434,722 S * 12/2000 Zolyomi et al. D13/103
- D437,579 S * 2/2001 Toops et al. D13/103

* cited by examiner

Primary Examiner—Joel Sincavage

(74) *Attorney, Agent, or Firm*—Nixon & Vanderhye P.C.

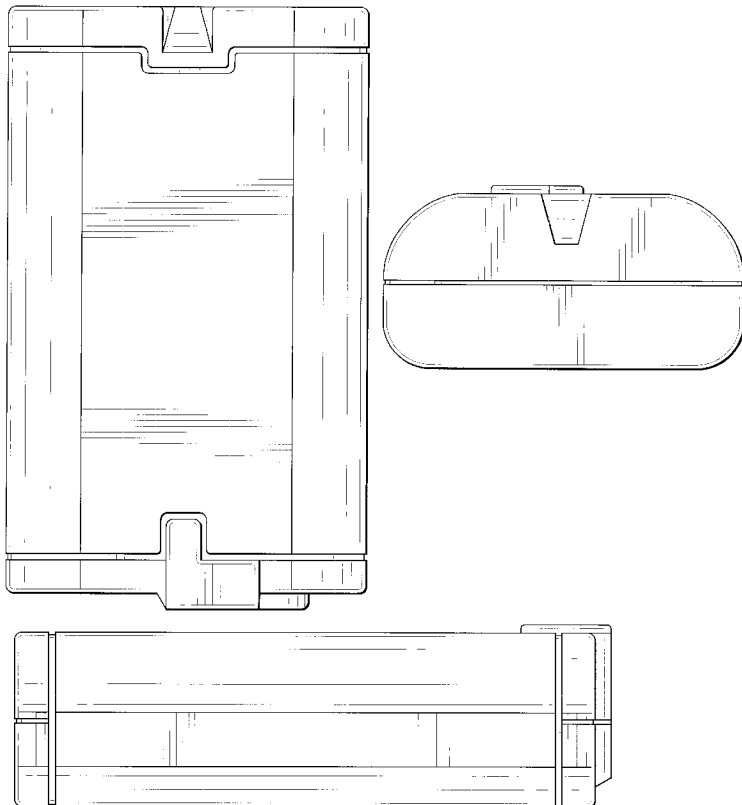
(57) **CLAIM**

The ornamental design for a portable storage battery, as shown and described.

DESCRIPTION

FIG. 1 is a front elevational view of a portable storage battery showing a first embodiment;
 FIG. 2 is a top plan view thereof;
 FIG. 3 is a rear elevational view thereof;
 FIG. 4 is a bottom plan view thereof;
 FIG. 5 is a right side view thereof;
 FIG. 6 is a left side view thereof;
 FIG. 7 is a front elevational view of a portable storage battery showing a second embodiment;
 FIG. 8 is a top plan view thereof;
 FIG. 9 is a rear elevational view thereof;
 FIG. 10 is a bottom plan view thereof;
 FIG. 11 is a right side view thereof; and,
 FIG. 12 is a left side view thereof.

1 Claim, 10 Drawing Sheets



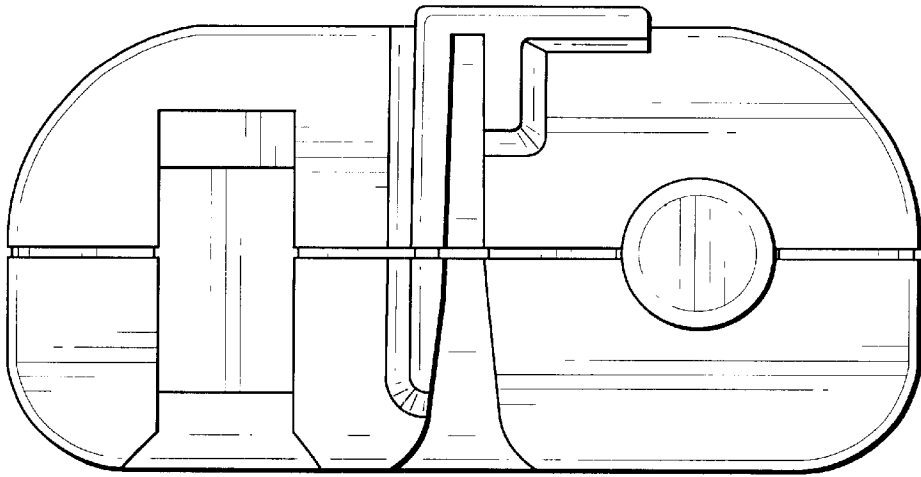


Fig. 1

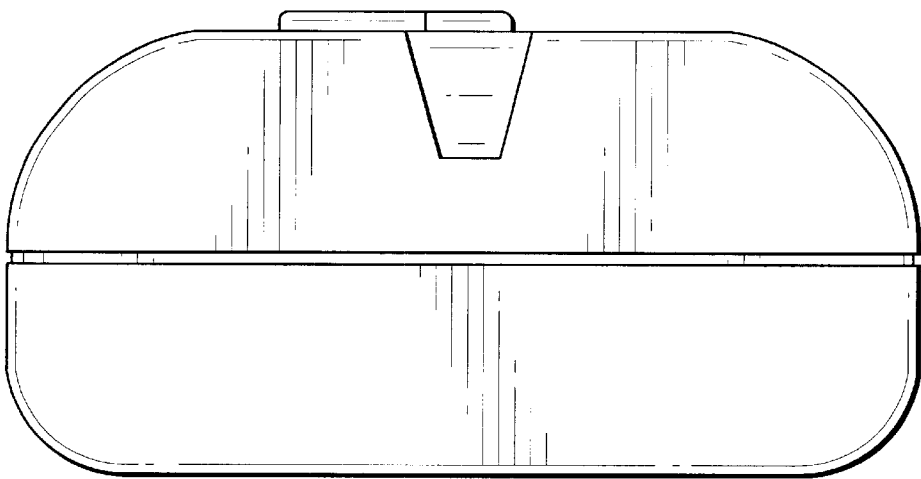


Fig. 3




Fig. 2




Fig. 4

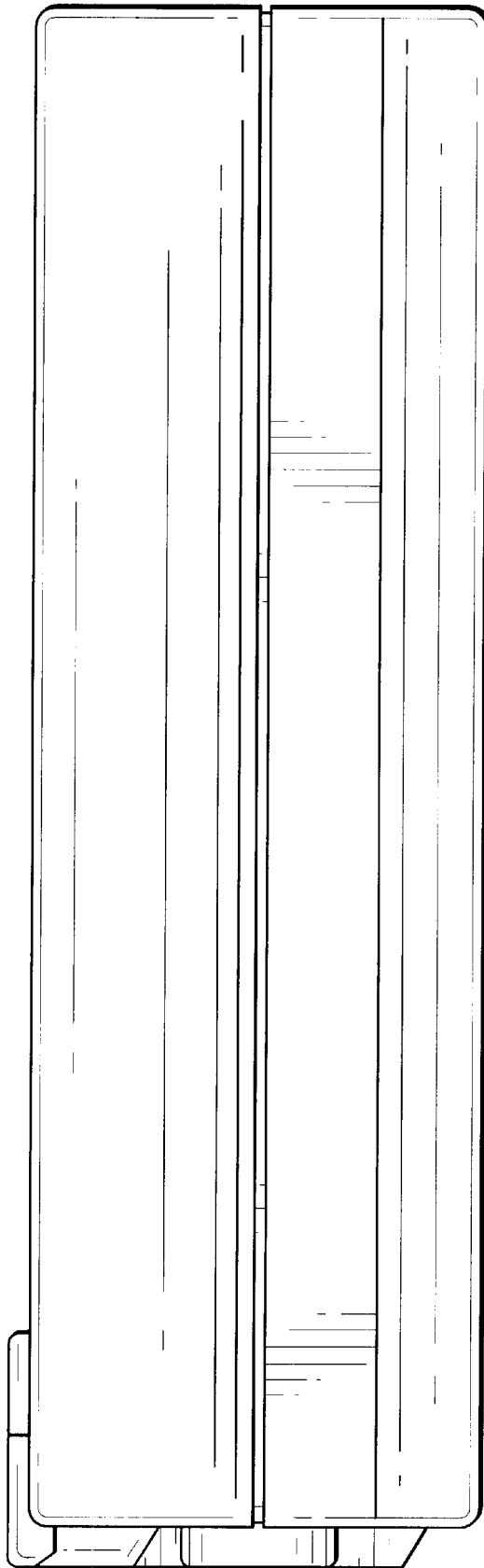


Fig. 5




Fig. 6

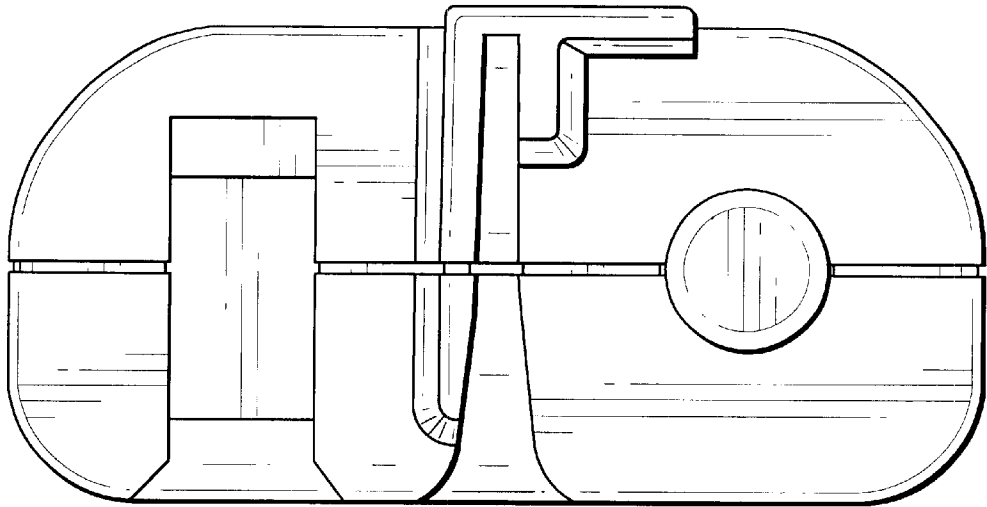


Fig. 7

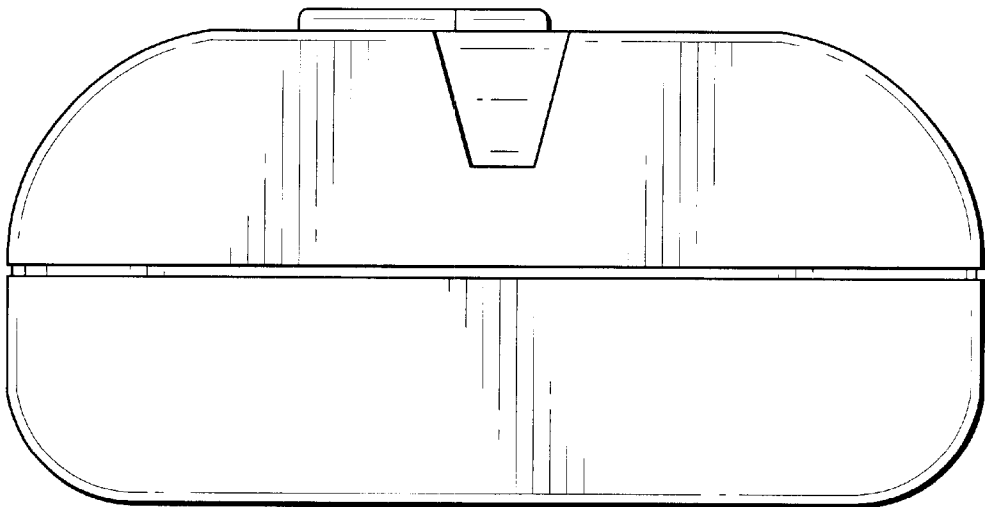


Fig. 9




Fig. 8

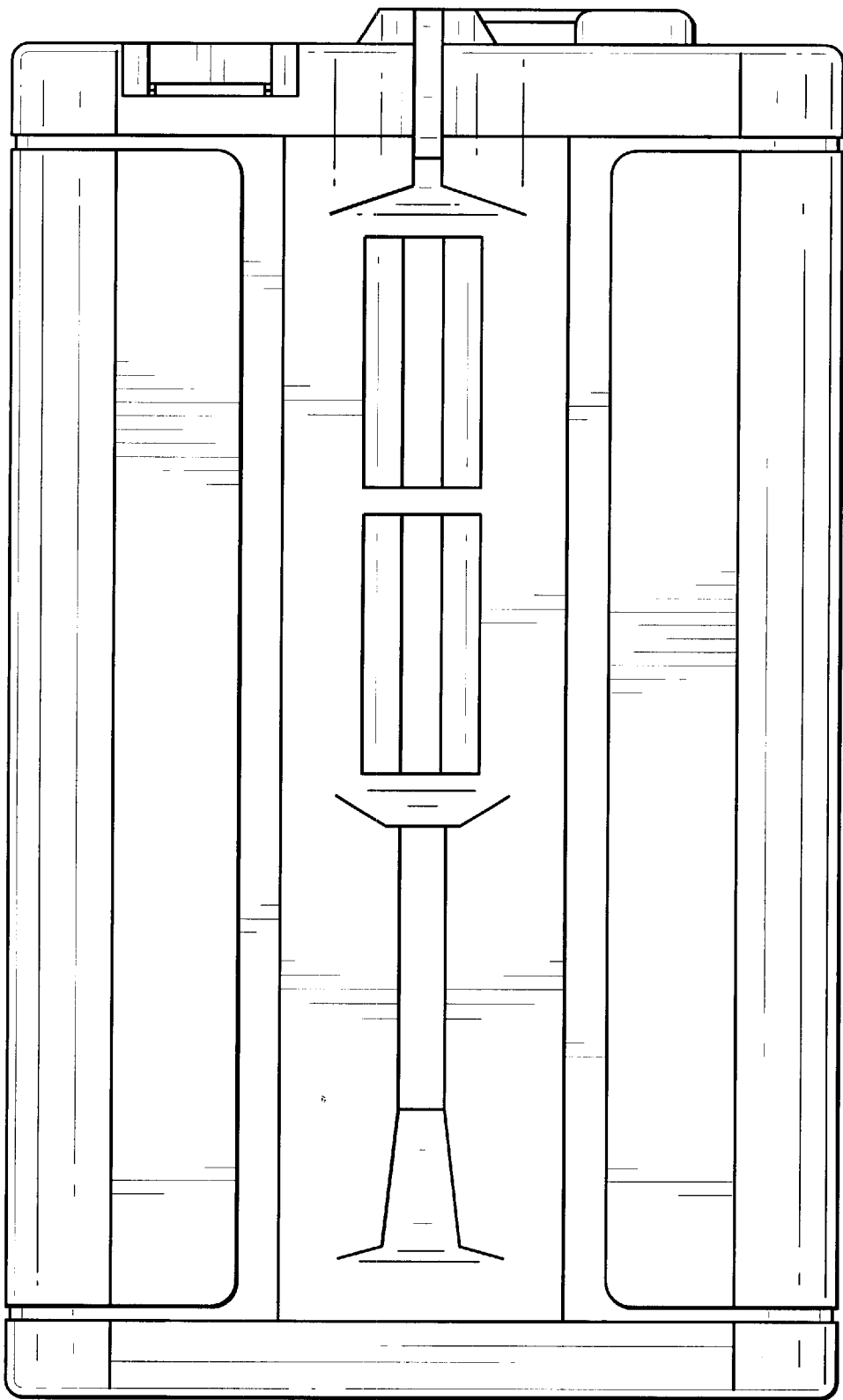


Fig. 10




Fig. 11




Fig. 12