



US00D596269S

(12) **United States Design Patent**
Downey

(10) **Patent No.:** **US D596,269 S**

(45) **Date of Patent:** **** Jul. 14, 2009**

(54) **FAUCET HANDLE**

D551,325 S * 9/2007 Kennard D23/252
D568,714 S * 5/2008 Bickler et al. D8/307

(75) Inventor: **David R. Downey**, Garden Grove, CA
(US)

* cited by examiner

(73) Assignee: **Newfrey LLC**, Newark, DE (US)

Primary Examiner—Robert A. Delehanty

Assistant Examiner—Mark Cavanna

(**) Term: **14 Years**

(74) *Attorney, Agent, or Firm*—Richard J. Veltman; John D. DelPonti

(21) Appl. No.: **29/329,837**

(57) **CLAIM**

(22) Filed: **Dec. 22, 2008**

The ornamental design for a faucet handle, as shown and described.

(51) **LOC (9) Cl.** **23-01**

(52) **U.S. Cl.** **D23/252**

(58) **Field of Classification Search** D23/200,
D23/238–257; D6/512, 546, 550; D8/300,
D8/307–308, 310–312, 321; 4/675–678;
137/801; 16/110.1, 441

See application file for complete search history.

DESCRIPTION

FIG. 1 is a perspective view of a faucet handle showing a new design;

FIG. 2 is a front view thereof, the back view being a mirror image;

FIG. 3 is a right side view thereof;

FIG. 4 is a left side view thereof;

FIG. 5 is a top view thereof; and,

FIG. 6 is a bottom view thereof.

The broken lines in the Figures are for illustrative purposes only and form no part of the claimed design.

(56) **References Cited**

U.S. PATENT DOCUMENTS

- D495,782 S * 9/2004 Lin D23/252
- D507,632 S * 7/2005 Kennard D23/252
- D508,554 S * 8/2005 Kennard D23/252
- D534,995 S * 1/2007 Mullenmeister D23/250
- D537,507 S * 2/2007 Kennard D23/252
- D540,084 S * 4/2007 Kennard D6/550
- D546,423 S * 7/2007 Kennard D23/252

1 Claim, 3 Drawing Sheets






FIG. 1

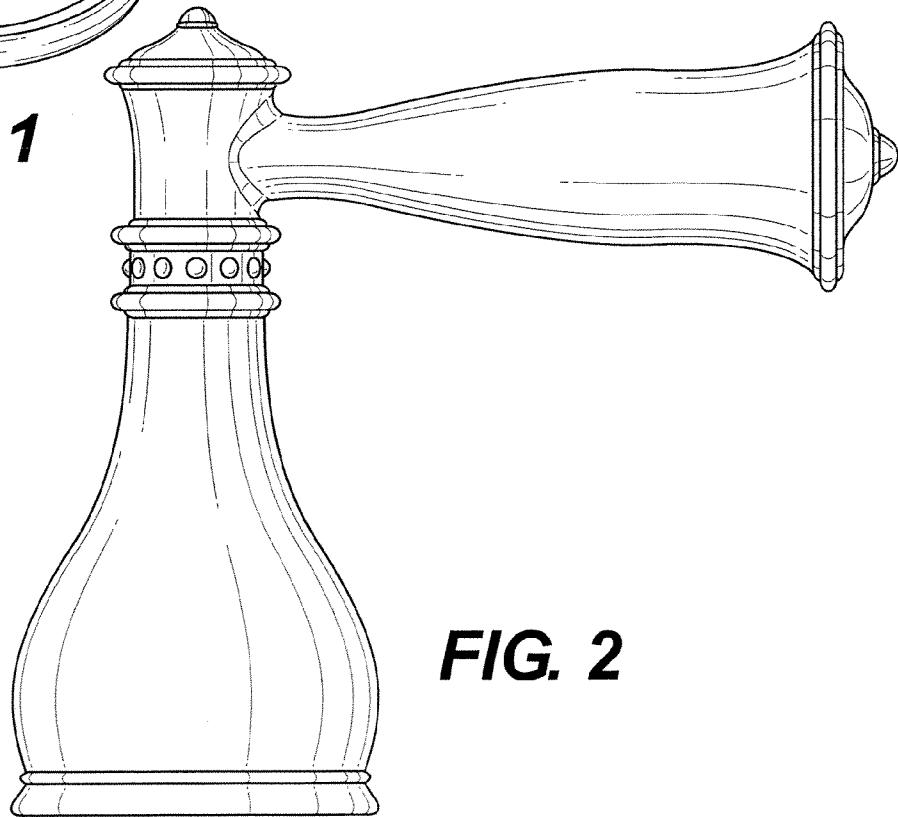


FIG. 2




FIG. 3

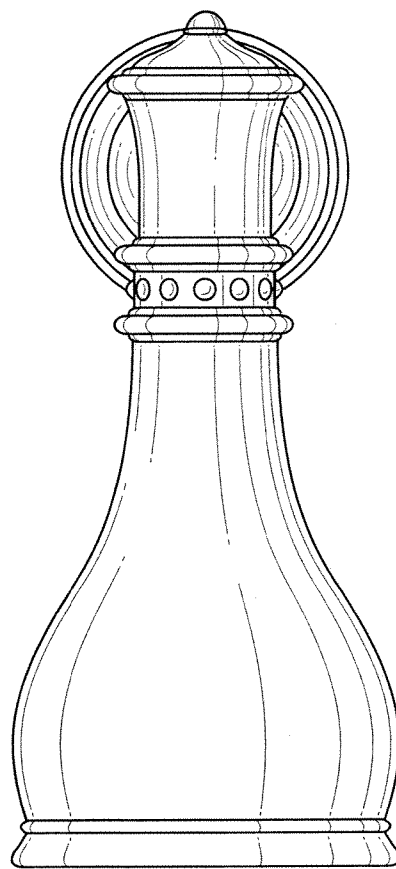


FIG. 4

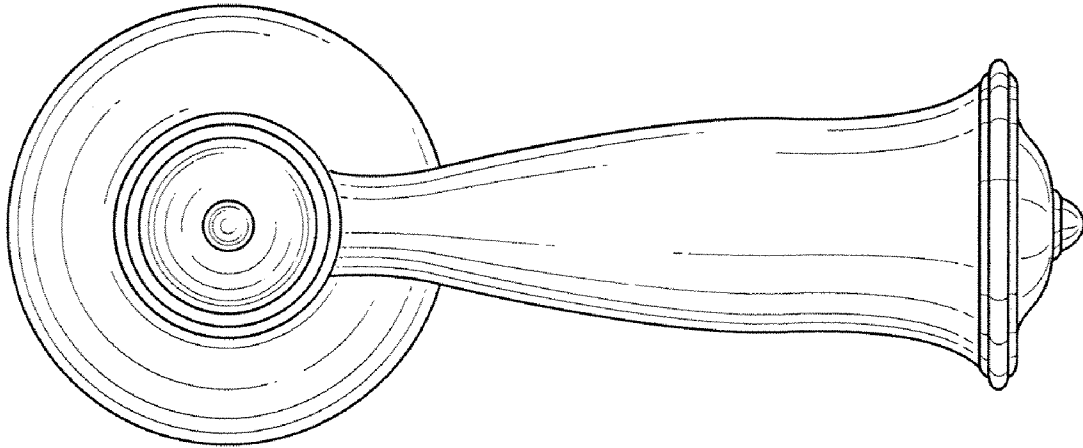


FIG. 5

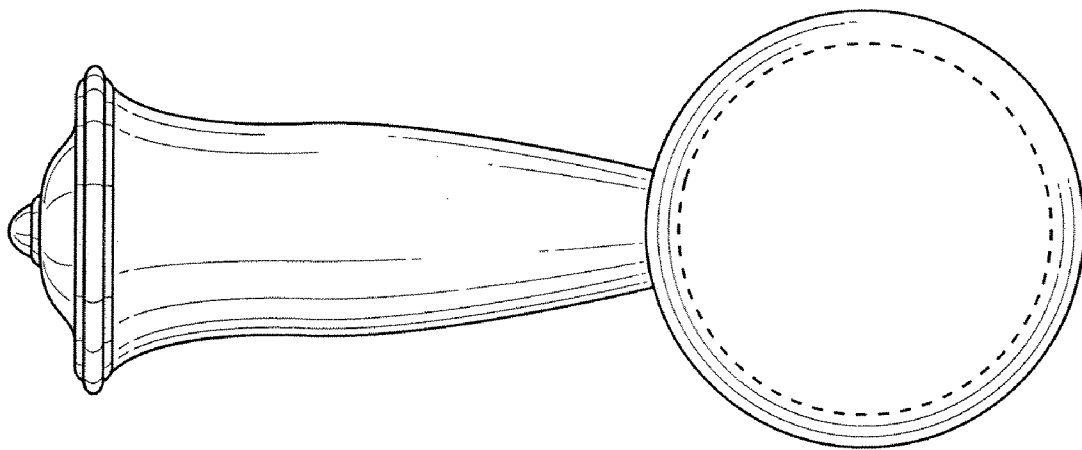


FIG. 6