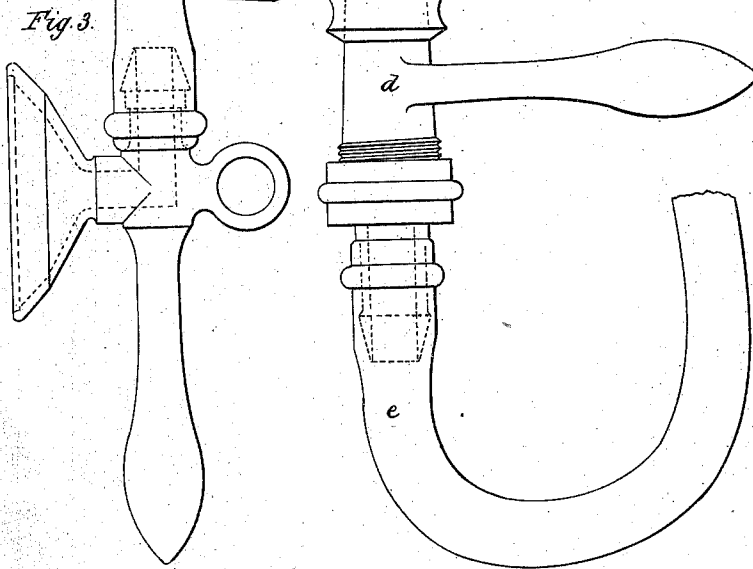
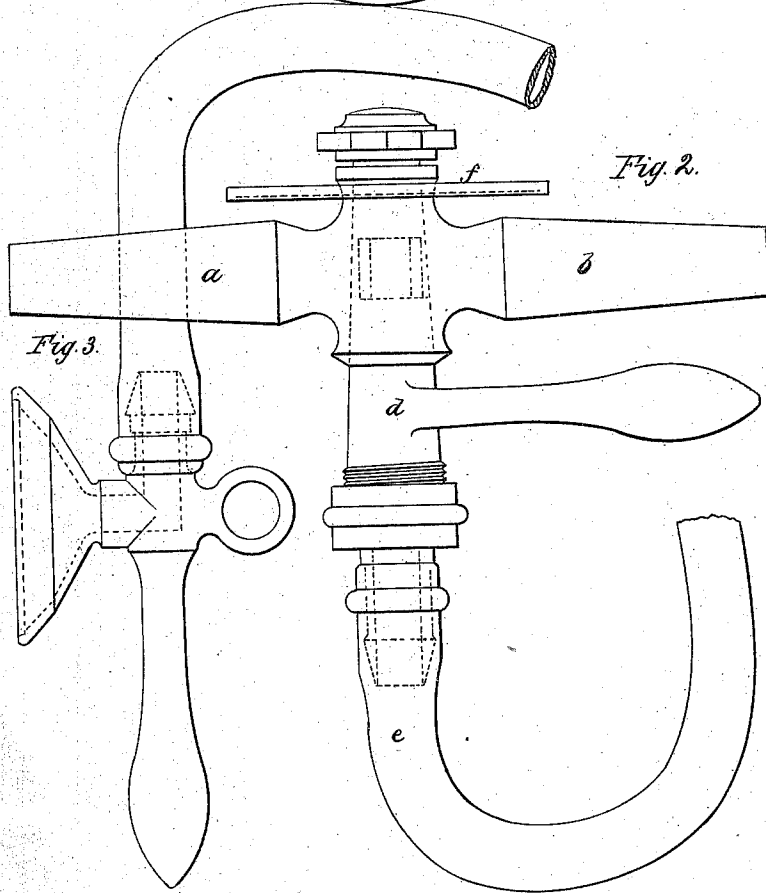
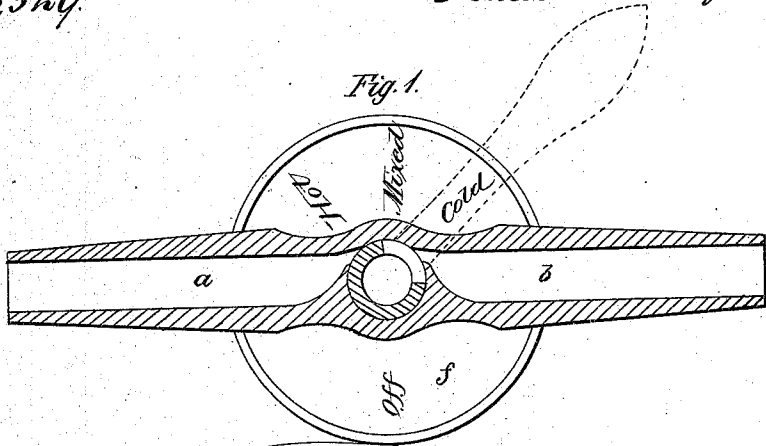


J.H.G. Hawes.

Valve Cock.

N^o 103,329.

Patented May 24, 1870.



Witnesses:
W. M. Gooding
Edward Colver

Inventor:
J. H. G. Hawes

United States Patent Office.

JOHN H. G. HAWES, OF NEWARK, NEW JERSEY.

Letters Patent No. 103,329, dated May 24, 1870.

IMPROVEMENT IN CONFLUENT COCKS.

The Schedule referred to in these Letters Patent and making part of the same

To all whom it may concern :

Be it known that I, JOHN H. G. HAWES, of the city of Newark, in the county of Essex and State of New Jersey, have made certain Improvements in Cocks for Baths; and declare the following, taken in connection with the accompanying drawings, to be a full and exact description thereof.

My invention relates to an improvement in water-cocks, more especially adapted for use in baths; and the invention consists in a novel construction of the cock itself, and in providing it with an index, by which to regulate the flow of hot or cold water, or both at once, as hereinafter explained.

Figure 1 represents a bottom view, with the pipe and plug in section, transversely, on a horizontal plane.

Figure 2 is a side elevation, and

Figure 3 is a view of a sprinkler to be used in connection therewith.

In baths it is desirable to have the water-pipes so arranged that hot or cold water may be admitted at will. This is usually accomplished by having separate pipes for each, with a distinct cock for each pipe.

The object of my invention is to provide a cock by which the two pipes may be united, and either hot or cold water may be admitted separately, or both admitted together, and the supply of each regulated at will, and to which a flexible pipe, with a sprinkler connected, may be readily attached.

To accomplish this, I provide a pipe with taper ends, *a* and *b*, and having a boss at its center, at which the passage-way is reduced to about one-third of its area, the passage-way at that point being all on one side, as shown in fig. 1. I then make a hole through this central boss to receive a plug, *d*, which is made hollow, and open at its lower end, and with a side opening, *c*, leading into it, in line with the bore of the pipe, as represented in fig. 1; this plug *d* being provided with a handle below the main pipe for turning it, as shown in fig. 2. This plug *d* extends down below the handle far enough to have a flexible pipe, *e*, secured to it, as shown in fig. 2, it being inserted from below, and secured by a nut or plug screwed onto or into its upper end, as represented in fig. 2.

To the opposite end of the flexible tube *e*, which may be of any desired length, I attach a sprinkling-nozzle, *h*, which is also provided with a handle, *p*, by which it can be held, so as to apply the shower of water to any part of the person, as may be desired.

I also provide a disk, *f*, which has marked on it the words "hot," "mixed," and "cold," as represented in fig. 1, this disk being attached rigidly in position, and in such relation to the opening *c* of the plug and to its handle *l*, that, when the plug is so turned as to admit the flow of either kind of water, the handle shall stand opposite the corresponding word on the disk, as represented in fig. 1. By this means the bather can always set the cock to furnish the kind desired, and prevent mistakes.

It will be observed that by the peculiar construction of the passage-way in the main pipe, and of the opening *c* in the plug, the latter may be so set as to shut off entirely the flow of hot water through passage *a*, or of the cold water through passage *b*, or that, by turning it so that the opening *c* will stand at right angles to the main pipe, with the handle over the word "mixed," both hot and cold water will be permitted to flow together; and it is obvious that, by turning it slightly to the right or left, the amount of either may be regulated at will.

It will, of course, be understood that the cold-water pipe will be connected to one end of the main pipe, and the hot-water pipe to the other end, *b* indicating the former and *a* the latter, in this case.

Having thus described my invention,

What I claim, is—

1. The pipe provided with the passages *a* *b* and the tubular plug *d*, with the side opening *c*, when said parts are constructed and arranged to operate as described.

2. In combination with the above, the index-plate *f*, when arranged in relation thereto, as set forth.

J. H. G. HAWES.

Witnesses:

W. M. GOODING,
EDWARD COLLYER.