

(19) World Intellectual Property Organization
International Bureau



(43) International Publication Date
21 December 2000 (21.12.2000)

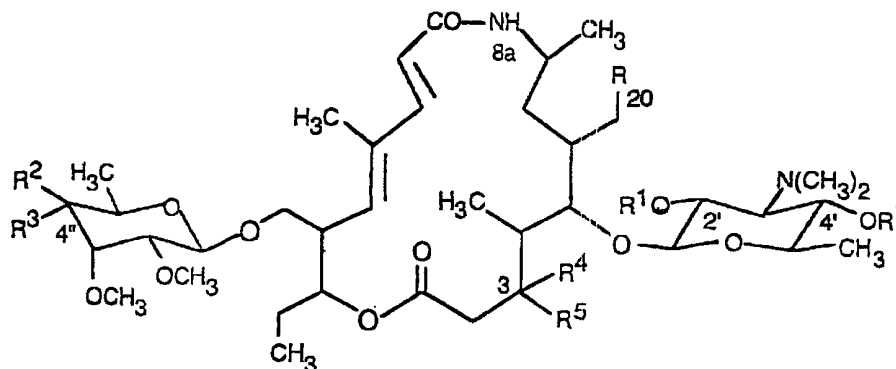
PCT

(10) International Publication Number
WO 00/77016 A1

- (51) International Patent Classification⁷: C07H 17/08 (81) Designated States (national): AE, AL, AM, AT, AU, AZ, BA, BB, BG, BR, BY, CA, CH, CN, CR, CU, CZ, DE, DK, DM, DZ, EE, ES, FI, GB, GD, GE, GH, GM, HR, HU, ID, IL, IN, IS, JP, KE, KG, KP, KR, KZ, LC, LK, LR, LS, LT, LU, LV, MA, MD, MG, MK, MN, MW, MX, MZ, NO, NZ, PL, PT, RO, RU, SD, SE, SG, SI, SK, SL, TJ, TM, TR, TT, TZ, UA, UG, US, UZ, VN, YU, ZA, ZW.
- (21) International Application Number: PCT/HR00/00018
- (22) International Filing Date: 6 June 2000 (06.06.2000)
- (25) Filing Language: English
- (26) Publication Language: English
- (30) Priority Data:
P990192A 11 June 1999 (11.06.1999) HR
- (71) Applicant (for all designated States except US): PLIVA D.D. [HR/HR]; Ulica grada Vukovara 49, 10000 Zagreb (HR).
- (72) Inventors; and
(75) Inventors/Applicants (for US only): LOPOTAR, Nevenka [HR/HR]; Šublinov brijeg 116, 10090 Zagreb (HR). NARANDJA, Amalija [HR/HR]; Bartula Kašića 6, 10000 Zagreb (HR). MUTAK, Stjepan [HR/HR]; Jagnedje 1, 10090 Zagreb (HR).
- (74) Common Representative: PLIVA D.D.; Vasiljevic, Vesna, Ulica grada Vukovara 49, 10000 Zagreb (HR).
- (84) Designated States (regional): ARIPO patent (GH, GM, KE, LS, MW, MZ, SD, SL, SZ, TZ, UG, ZW), Eurasian patent (AM, AZ, BY, KG, KZ, MD, RU, TJ, TM), European patent (AT, BE, CH, CY, DE, DK, ES, FI, FR, GB, GR, IE, IT, LU, MC, NL, PT, SE), OAPI patent (BF, BJ, CF, CG, CI, CM, GA, GN, GW, ML, MR, NE, SN, TD, TG).
- Published:
— With international search report.
— Before the expiration of the time limit for amending the claims and to be republished in the event of receipt of amendments.

For two-letter codes and other abbreviations, refer to the "Guidance Notes on Codes and Abbreviations" appearing at the beginning of each regular issue of the PCT Gazette.

(54) Title: DERIVATIVES OF 4'-DEMYCAROSYL-8a-AZA-8a-HOMOTYLOSIN



(I)

(57) Abstract: The invention relates to derivatives of 4'-demycarosyl-8a-aza-8a-homotylosin of formula (I) wherein R represents CHO, CH(OCH₃)₂ or CH₂N[CH₂(C₆H₅)₂], R¹ represents H or C₁-C₃ acyl, R² represents OR⁶ and R⁶ represents H or C₁-C₃ acyl, R³ represents H or R² and R³ together represent =O, R⁴ represents OH, R⁵ represents H or R⁴ and R⁵ together represent =O, and to a process for the preparation thereof. Novel derivatives show antibacterial action and may also be used as intermediates for preparing novel 17-membered azalide antibiotics.



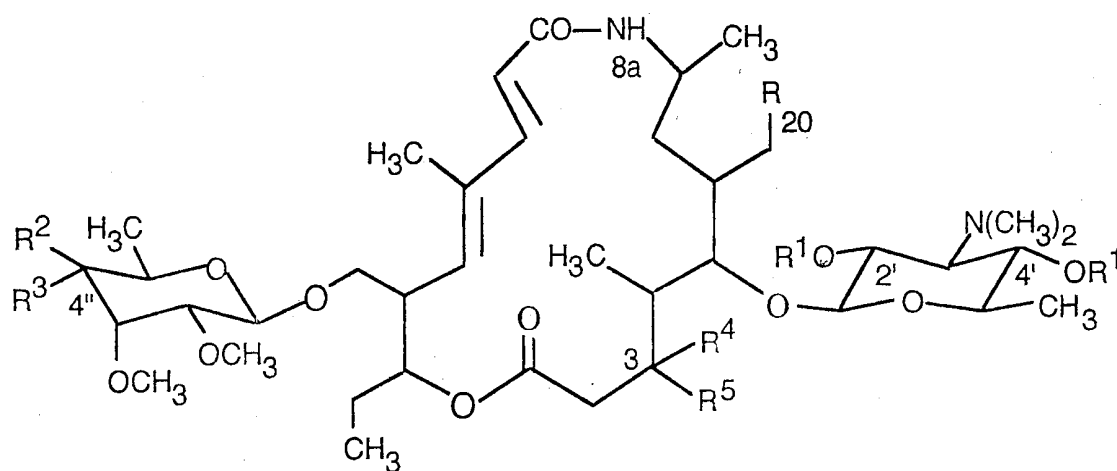
WO 00/77016 A1

4'-Demycarosyl-8a-aza-8a-homotylosin, a novel semisynthetic macrolide from the class of 17-membered azalides, was prepared by a double transformation of C-9 ketone of the 16-membered antibiotic 4'-demycarosyl-tylosin (R. L. Hamill, *Antibiotics and Chemotherapy* **11**, 328 (1961); A. Narandja et al, EP 0 287 082 B1; N. Lopotar et al, EP 0 410 433 B1). By reductive amination of C-20 aldehyde group in the presence of formic acid (Wallach reaction, J. March: "Advanced Organic Chemistry", third ed. 6-15 p. 799 Wiley, New York, 1985) there was prepared 4'-demycarosyl-20-deoxo-20-dibenzylamino-8a-aza-8a-homotylosin (N. Lopotar, HR Patent Application P940962A, 30.11.1994).

C₁-C₃ acyl esters of 4'-demycarosyl-8a-aza-8a-homotylosin and of 4'-demycarosyl-20-deoxo-20-dibenzylamino-8a-aza-8a-homotylosin as well as 4''-deoxy-4''-oxo- and 3-deoxy-3-oxo derivatives of 4'-demycarosyl-8a-aza-8a-homotylosin and of 4'-demycarosyl-20-deoxo-20-dibenzylamino-8a-aza-8a-homotylosin, C₁-C₃ acyl esters thereof and a process for the preparation thereof have hitherto not been disclosed in Prior Art.

Detailed Description of the Invention

According to the present invention derivatives of 4'-demycarosyl-8a-aza-8a-homotylosin of the formula I



I

wherein R represents CHO, CH(OCH₃)₂ or CH₂N[CH₂(C₆H₅)₂],

R¹ represents H or C₁-C₃ acyl,

R² represents OR⁶ and R⁶ represents H or C₁-C₃ acyl,

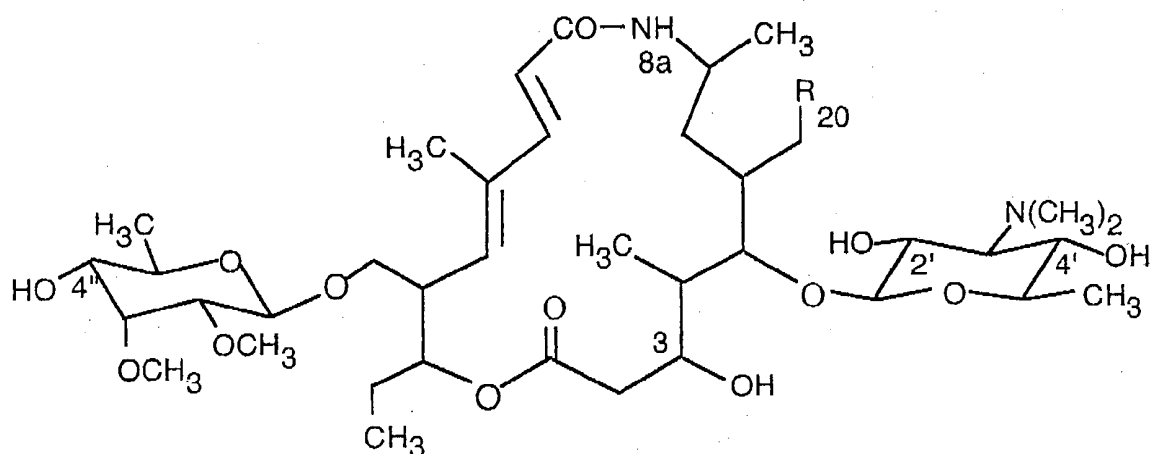
R³ represents H or R² and R³ together represent =O,

R⁴ represents OH,

R⁵ represents H or R⁴ and R⁵ together represent =O,

may be prepared in such a way that

4'-demycarosyl-8a-aza-8a-homotylosin 20-dimethylacetal of the formula IIa and 4'-demycarosyl-20-deoxo-20-dibenzylamino-8a-aza-8a-homotylosin of the formula IIb



IIa R = CH(OCH₃)₂

IIb R = CH₂N[CH₂(C₆H₅)₂]

are subjected to

A) an O-acylation with anhydrides of C₁-C₃ carboxylic acids, preferably with acetic acid anhydride in methylene chloride during 15 minutes to 1 hour at room temperature, and the obtained compounds of the formula I, wherein R represents CH(OCH₃)₂ or CH₂N[CH₂(C₆H₅)]₂, R¹ represents COCH₃, R² represents OR⁶, wherein R⁶ represents H, R³ and R⁵ are the same and represent H and R⁴ represents OH,

are optionally subjected to

A1) an O-acylation with anhydrides of C₁-C₃ carboxylic acids, preferably with acetic acid anhydride in methylene chloride in the presence of an organic base, preferably triethyl amine and 4-dimethylaminopyridine as a catalyst during 30 hours at room temperature, and the obtained compounds of the formula I, wherein R represents CH(OCH₃)₂ or CH₂N[CH₂(C₆H₅)]₂, R¹ represents COCH₃, R² represents OR⁶, wherein R⁶ represents COCH₃, R³ and R⁵ are the same and represent H and R⁴ represents OH,

are optionally subjected to

B) an oxidation reaction with N(3-dimethylamino-propyl)-N'-ethyl carbodiimide hydrochloride in the presence of dimethylsulfoxide and pyridine trifluoroacetate as a catalyst in an inert solvent, preferably methylene chloride, during 2 to 6 hours at a temperature from 10°C to room temperature, and the obtained compounds of the formula I, wherein R represents CH(OCH₃)₂ or CH₂N[CH₂(C₆H₅)]₂, R¹ represents COCH₃, R² represents OR⁶, wherein R⁶ represents COCH₃, R³ represents H and R⁴ and R⁵ together represent =O,

are optionally subjected to

C) methanolysis at room temperature for 2 days and the obtained compounds of the formula I, wherein R represents CH(OCH₃)₂ or CH₂N[CH₂(C₆H₅)]₂, R¹ and R³ are the same and represent H, R² represents OR⁶, wherein R⁶ represents COCH₃, and R⁴ and R⁵ together represent =O,

are optionally subjected to

C1) an alkaline methanolysis in a mixture of methanol and 25% ammonia (4:1) at a temperature from 5°C to room temperature during 20 to 60 hours to obtain compounds of the formula I, wherein R represents $\text{CH}(\text{OCH}_3)_2$ or $\text{CH}_2\text{N}[\text{CH}_2(\text{C}_6\text{H}_5)]_2$, R^1 and R^3 are the same and represent H, R^2 represents OR^6 , wherein R^6 represents H, and R^4 and R^5 together represent =O;

or the compound obtained according to process C1

of the formula I, wherein R represents $\text{CH}(\text{OCH}_3)_2$, R^1 and R^3 are the same and represent H, R^2 represents OR^6 , wherein R^6 represents H, and R^4 and R^5 together represent =O,

is optionally subjected to

D) a hydrolysis of the acetal in a mixture of acetonitrile and 0.1 N hydrochloric acid (1:1) for 2 hours at room temperature to obtain the compound of the formula I, wherein R represents a CHO group, R^1 and R^3 are the same and represent H, R^2 represents OR^6 , wherein R^6 represents H, and R^4 and R^5 together represent =O;

or compounds obtained according to process A

of the formula I, wherein R represents $\text{CH}(\text{OCH}_3)_2$ or $\text{CH}_2\text{N}[\text{CH}_2(\text{C}_6\text{H}_5)]_2$, R^1 represents COCH_3 , R^2 represents OR^6 , wherein R^6 represents H, R^3 and R^5 are the same and represent H and R^4 represents OH,

are optionally subjected to oxidation in the manner disclosed in B,

and the obtained compounds of the formula I, wherein R represents $\text{CH}(\text{OCH}_3)_2$ or $\text{CH}_2\text{N}[\text{CH}_2(\text{C}_6\text{H}_5)]_2$, R^1 represents COCH_3 , R^2 and R^3 together represent =O, R^4 represents OH and R^5 represents H,

are optionally subjected to methanolysis in the manner disclosed in C,

to obtain compounds of the formula I, wherein R represents $\text{CH}(\text{OCH}_3)_2$ or $\text{CH}_2\text{N}[\text{CH}_2(\text{C}_6\text{H}_5)]_2$, R^1 and R^5 are the same and represent H, R^2 and R^3 together represent $=\text{O}$ and R^4 represents OH;

or the compound obtained according to process B of the formula I, wherein R represents a $\text{CH}(\text{OCH}_3)_2$ group, R^1 represents COCH_3 , R^2 and R^3 together represent $=\text{O}$, R^4 represents OH and R^5 represents H,

is optionally subjected to a hydrolysis of acetal in the manner disclosed in D, and the obtained compound of the formula I, wherein R represents a CHO group, R^1 represents COCH_3 , R^2 and R^3 together represent $=\text{O}$, R^4 represents OH and R^5 represents H,

is optionally subjected to methanolysis in the manner disclosed in C, to obtain the compound of the formula I, wherein R represents a CHO group, R^1 and R^5 are the same and represent H, R^2 and R^3 together represent $=\text{O}$ and R^4 represents OH;

or the compound obtained according to process A of the formula I, wherein R represents $\text{CH}(\text{OCH}_3)_2$, R^1 represents COCH_3 , R^2 represents OR^6 , wherein R^6 represents H, R^3 and R^5 are the same and represent H and R^4 represents OH,

is optionally subjected to a hydrolysis of acetal in the manner disclosed in D, to obtain a compound of the formula I wherein R represents CHO, R^1 represents COCH_3 , R^2 represents OR^6 , wherein R^6 represents H, R^3 and R^5 are the same and represent H and R^4 represents OH;

or compounds obtained according to process A1 of the formula I, wherein R represents $\text{CH}(\text{OCH}_3)_2$ or $\text{CH}_2\text{N}[\text{CH}_2(\text{C}_6\text{H}_5)]_2$, R^1 represents COCH_3 , R^2 represents OR^6 , wherein R^6 represents COCH_3 , R^3 and R^5 are the same and represent H and R^4 represents OH,

are optionally subjected to methanolysis in the manner disclosed in C, to obtain compounds of the formula I, wherein R represents $\text{CH}(\text{OCH}_3)_2$ or $\text{CH}_2\text{N}[\text{CH}_2(\text{C}_6\text{H}_5)]_2$, R^1 , R^3 and R^5 are the same and represent H, R^2 represents OR^6 , wherein R^6 represents COCH_3 , and R^4 represents OH;

or the compound obtained according to process A1 of the formula I, wherein R represents $\text{CH}(\text{OCH}_3)_2$, R^1 represents COCH_3 , R^2 represents OR^6 , wherein R^6 represents COCH_3 , R^3 and R^5 are the same and represent H and R^4 represents OH,

is optionally subjected to a hydrolysis of acetal in the manner disclosed in D, and the obtained compound of the formula I, wherein R represents CHO, R^1 represents COCH_3 , R^2 represents OR^6 , wherein R^6 represents COCH_3 , R^3 and R^5 are the same and represent H and R^4 represents OH,

is optionally subjected to methanolysis in the manner disclosed in C, to obtain the compound of the formula I, wherein R represents CHO, R^1 , R^3 and R^5 are the same and represent H, R^2 represents OR^6 , wherein R^6 represents COCH_3 , and R^4 represents OH.

According to the present invention novel compounds are isolated by conventional processes of extraction from aqueous solutions of halogenated hydrocarbons such as methylene chloride or chloroform and by evaporating the organic solvent to a dry residue. Optionally, the separation of the reaction products or the purification of the products for spectral analyses is carried out by flash chromatography on a silica gel column (Merck & Co., Silicagel 60, 230-400 mesh/ASTM) in a solvent system: CH_2Cl_2 - CH_3OH -conc. NH_4OH (90:9:1.5, system A), CH_2Cl_2 - CH_3OH (90:9, system B) or CHCl_3 - CH_3COCH_3 (7:3, system C).

The structure of the novel compounds was confirmed by spectrometric methods and mass analysis.

The novel compounds show antibacterial action and may be also used as intermediates for preparing novel 17-membered azalide antibiotics.

The invention is illustrated and in no way limited by the following Examples.

*Example 1***4'-Demycarosyl-2',4'-di-O-acetyl-8a-aza-8a-homotylosin 20-dimethylacetal (1)**

4'-Demycarosyl-8a-aza-8a-homotylosin 20-dimethylacetal (5.0 g, 6.02 mmol) was dissolved in dry methylene chloride (50 ml), acetic anhydride (2.0 ml) was added and it was stirred for 15 minutes at room temperature. The reaction mixture was poured into a water/ice mixture (500 ml) and extracted twice with methylene chloride at pH 8.5. The combined organic extracts were washed with a saturated NaHCO₃ solution and water, dried (K₂CO₃) and evaporated at reduced pressure to give a TLC homogeneous product (1) (5.38 g; 97.8 %).

TLC: Rf (B) 0.44; Rf (C) 0.22.

IR (KBr) cm⁻¹ 1749, 1657, 1620, 1544, 1455, 1375, 1229, 1170, 1063.

¹H NMR (CDCl₃) δ ppm 7.16 (H-11), 5.69 (H-10), 5.66 (H-13), 4.96 (8a-NH) exchangeable with D₂O, 4.88 (H-2'), 4.76 (H-4'), 4.63 (H-20), 4.58 (H-1''), 4.33 (H-1'), 4.17 (H-8), 3.61 (3''-OCH₃), 3.47 (2''-OCH₃), 3.56 (2x20-OCH₃), 2.33 /3'-N(CH₃)₂/, 2.05 (COCH₃), 2.03 (COCH₃), 1.74 (H-22), 1.17 (H-21).

¹³C NMR (CDCl₃) δ ppm 179.1 (C-1), 169.8, 169.4 (2xCOCH₃), 166.2 (9-CONH), 144.7 (C-11), 138.2 (C-13), 134.9 (C-12), 119.2 (C-10), 103.5 (C-20), 102.0 (C-1'), 100.9 (C-1''), 72.5 (C-4''), 71.4 (C-4'), 70.3 (C-2'), 65.6 (C-3), 61.5 (3''-OCH₃), 59.4 (2''-OCH₃), 50.4 (2x20-OCH₃), 42.7 (C-8), 42.5 (C-4), 41.0 /3'-N(CH₃)₂/, 40.5 (C-2), 34.3 (C-19), 21.8, 20.9 (2xCOCH₃), 21.9 (C-21), 12.6 (C-22), 8.3 (C-18).

FAB (MH⁺) 917.

*Example 2***4'-Demycarosyl-2',4'-di-O-acetyl-20-deoxo-20-dibenzylamino-8a-aza-8a-homotylosin (2)**

4'-Demycarosyl-20-deoxo-20-dibenzylamino-8a-aza-8a-homotylosin (2.8 g, 2.90 mmol) was dissolved in dry methylene chloride (30 ml), acetic anhydride (1.3 ml, 13.76 mmol) was added and it was stirred for 15 minutes at room temperature. The reaction mixture was poured into a water/ice mixture (300 ml) and extracted twice with methylene chloride at pH 6.5. The combined organic extracts were washed with a saturated NaHCO₃ solution and water, dried (K₂CO₃) and evaporated at reduced pressure to give a TLC homogeneous product (2) (3.02 g; 98.9 %).

TLC: Rf (B) 0.38; Rf (C) 0.23.

IR (KBr) cm⁻¹ 1749, 1651, 1633, 1548, 1454, 1374, 1231, 1169, 1059.

¹H NMR (CDCl₃) δ ppm 7.25 ~ 7.41 (phenyl), 7.10 (H-11), 5.70 (H-13), 5.65 (H-10), 4.89 (8a-NH) exchangeable with D₂O, 4.84 (H-2'), 4.74 (H-4'), 4.60 (H-1''), 4.15 (H-1'), 3.62 (3''-OCH₃), 3.61 (20-N-CH₂-phenyl), 3.58 (20-CH₂-phenyl), 3.51 (2''-OCH₃), 2.32 /3'-N(CH₃)₂/, 2.06 (COCH₃), 2.00 (COCH₃), 1.72 (H-22), 1.12 (H-21).

¹³C NMR (CDCl₃) δ ppm 173.4 (C-1), 169.9, 169.5 (2xCOCH₃), 166.1 (9-CONH), 144.8 (C-11), 137.9 (C-13), 135.2 (C-12), 119.3 (C-10), 102.3 (C-1'), 101.0 (C-1''), 72.5 (C-4''), 71.4 (C-4'), 70.4 (C-2'), 66.0 (C-3), 61.5 (3''-OCH₃), 59.5 (2''-OCH₃), 52.2 (C-20), 42.9 (C-8), 42.4 (C-4), 41.0 /3'-N(CH₃)₂/, 38.7 (C-2), 29.4 (C-19), 21.8 (C-21), 21.1, 21.0 (2xCOCH₃), 12.7 (C-22), 8.4 (C-18), 20-N(CH₂C₆H₅)₂, 139.8, 129.1, 128.0, 126.6, 57.9.

FAB (MH⁺) 1052.

Example 3

4'-Demycarosyl-2',4',4''-tri-O-acetyl-8a-aza-8a-homotylosin 20-dimethylacetal (3)

Compound 1 (4.0 g, 4.37 mmol) was dissolved in dry methylene chloride (100 ml), triethyl amine (7.0 ml), 4-dimethylaminopyridine (0.12 g) and acetic anhydride (0.42 ml, 4.45 mmol) were added and then the reaction solution was left to stand for 26

hours at room temperature. The isolation of the product was carried out in the manner disclosed in Example 1 to give a TLC homogeneous product (3) (4.08 g; 97.7 %).

TLC: Rf (A) 0.65; Rf (C) 0.54.

IR (KBr) cm^{-1} 1749, 1655, 1618, 1546, 1454, 1374, 1233, 1171, 1052.

^1H NMR (CDCl_3) δ ppm 7.16 (H-11), 5.69 (H-10), 5.65 (H-13), 4.89 (8a-NH) exchangeable with D_2O , 4.88 (H-2'), 4.76 (H-4'), 4.64 (H-1''), 4.59 (H-20), 4.33 (H-1'), 4.18 (H-8), 3.52 (3''-OCH₃), 3.46 (2''OCH₃), 3.36 (20-OCH₃), 3.35 (20-OCH₃), 2.33 /3'-N(CH₃)₂/, 2.12 (COCH₃), 2.05 (COCH₃), 2.03 (COCH₃), 1.74 (H-22), 1.16 (H-21).

^{13}C NMR (CDCl_3) δ ppm 173.1 (C-1), 170.1, 169.8, 169.4 (3xCOCH₃), 166.1 (9-CONH), 144.7 (C-11), 138.0 (C-13), 134.9 (C-12), 119.2 (C-10), 103.7 (C-20), 102.1 (C-1'), 100.9 (C-1''), 74.5 (C-4''), 71.4 (C-4'), 70.3 (C-2'), 65.6 (C-3), 61.3 (3''-OCH₃), 59.3 (2''-OCH₃), 53.7 (20-OCH₃), 50.6 (20-OCH₃), 42.7 (C-8), 42.6 (C-4), 41.0 /3'-N(CH₃)₂/, 40.5 (C-2), 34.5 (C-19), 21.9, (C-21), 21.1, 21.0, 20.7 (3xCOCH₃), 12.7 (C-22), 8.3 (C-18).

FAB (MH^+) 959.

Example 4

4'-Demycarosyl-2',4',4''-tri-O-acetyl-20-deoxo-20-dibenzylamino-8a-aza-8a-homotylosin (4)

Compound 2 (2.8 g, 2.66 mmol) was dissolved in dry methylene chloride (60 ml), triethyl amine (3.7 ml), 4-dimethylaminopyridine (0.07 g) and acetic anhydride (0.25 ml, 1.64 mmol) were added and then the reaction solution was left to stand for 26 hours at room temperature. The isolation of the product was carried out in the manner disclosed in Example 1 to give a TLC homogeneous product (4) (2.7 g; 92.9 %).

TLC: Rf (B) 0.55; Rf (C) 0.47.

IR (KBr) cm^{-1} 1747, 1651, 1632, 1538, 1453, 1372, 1233, 1170, 1051.

^1H NMR (CDCl_3) δ ppm 7.22 ~ 7.41 (phenyl), 7.10 (H-11), 5.70 (H-13), 5.65 (H-10),

4.91 (8a-NH) exchangeable with D₂O, 4.86 (H-2''), 4.74 (H-4'), 4.66 (H-1''), 4.46 (H-4''), 4.15 (H-1'), 3.61 (2x20-N-CH₂-phenyl), 3.53 (3''-OCH₃), 3.50 (2''-OCH₃), 2.32 /3'-N(CH₃)₂/, 2.12 (COCH₃), 2.06 (COCH₃), 2.00 (COCH₃), 1.72 (H-22), 1.12 (H-21), 0.78 (H-18).

¹³C NMR (CDCl₃) δ ppm 173.3 (C-1), 170.1, 169.9, 169.5 (3xCOCH₃), 166.1 (9-CONH), 144.8 (C-11), 137.9 (C-13), 135.2 (C-12), 119.3 (C-10), 102.3 (C-1'), 101.0 (C-1''), 74.6 (C-4''), 71.4 (C-4'), 70.4 (C-2'), 66.0 (C-3), 61.5 (3''-OCH₃), 59.3 (2''-OCH₃), 52.2 (C-20), 42.9 (C-8), 42.4 (C-4), 41.0 /3'-N(CH₃)₂/, 38.7 (C-2), 29.4 (C-19), 21.8 (C-21), 21.1, 21.0, 20.7 (3xCOCH₃), 12.7 (C-22), 8.4 (C-18), 20-N(CH₂C₆H₅)₂, 139.8, 129.1, 128.0, 126.6, 57.9.

FAB (MH⁺) 1094.

Example 5

4'-Demycarosyl-2',4'-di-O-acetyl-4''-deoxy-4''-oxo-8a-aza-8a-homotylosin 20-dimethylacetal (5)

A solution of pyridine trifluoroacetate (1.0 g, 5.24 mmol) in methylene chloride (10 ml) was added drop by drop at 15°C to a solution of the compound 1 (1.0 g, 1.09 mmol), 1-(3-dimethylaminopropyl)-3-ethylcarbodiimide hydrochloride (1.0 g, 5.22 mmol) and dimethyl sulfoxide (1.0 ml, 14.10 mmol) in methylene chloride (20 ml). The reaction mixture was stirred for 3 hours at room temperature, then poured into water (150 ml) and after separating the organic layer, it was extracted two more times with methylene chloride. The combined organic extracts were washed with a saturated NaHCO₃ solution and water, dried (K₂CO₃) and evaporated at reduced pressure to a dry residue. The obtained crude product (0.95 g) was purified by flash chromatography on a silica gel column using the solvent system B to give a TLC homogeneous product (5) (0.45 g).

TLC: Rf (B) 0.52.

IR (KBr) cm⁻¹ 1749, 1657, 1620, 1542, 1455, 1375, 1230, 1172, 1060.

^1H NMR (CDCl_3) δ ppm 7.16 (H-11), 5.71 (H-10), 5.64 (H-13), 4.97 (8a-NH) exchangeable with D_2O , 4.88 (H-2'), 4.76 (H-4'), 4.60 (H-20), 4.63 (H-1''), 4.33 (H-1'), 4.17 (H-8), 3.98 (H-5''), 3.78 (H-3''), 3.58 (3''-OCH₃), 3.52 (2''-OCH₃), 3.36 (20-OCH₃), 3.35 (20-OCH₃), 3.30 (H-2''), 2.33 /3'-N(CH₃)₂/, 2.05 (COCH₃), 2.03 (COCH₃), 1.76 (H-22), 1.34 (H-6''), 1.17 (H-21).

^{13}C NMR (CDCl_3) δ ppm 202.4 (C-4''), 173.1 (C-1), 169.9, 169.5 (2xCOCH₃), 166.1 (9-CONH), 144.6 (C-11), 137.6 (C-13), 135.3 (C-12), 119.5 (C-10), 103.6 (C-20), 103.0 (C-1''), 102.1 (C-1'), 85.3 (C-3''), 84.2 (C-2''), 73.3 (C-5''), 71.3 (C-4'), 70.3 (C-2'), 65.6 (C-3), 60.2 (3''-OCH₃), 59.1 (2''-OCH₃), 53.7 (20-OCH₃), 50.5 (20-OCH₃), 42.7 (C-8), 42.6 (C-4), 41.0 /3'-N(CH₃)₂/, 40.7 (C-2) 34.4 (C-19), 21.9 (C-21), 21.1, 21.0 (2xCOCH₃), 14.0 (C-6''), C-12.7 (C-22), 8.3 (C-18).

FAB (MH^+) 915.

Example 6

4'-Demycarosyl-2',4'-di-O-acetyl-4''-deoxy-4''-oxo-20-deoxo-20-dibenzylamino-8a-aza-8a-homotylosin (6)

A solution of pyridine trifluoroacetate (0.6 g, 3.11 mmol) in methylene chloride (6 ml) was added drop by drop at 15°C to a solution of the compound **2** (0.6 g, 0.57 mmol), 1-(3-dimethylaminopropyl)-3-ethylcarbodiimide hydrochloride (0.6 g, 3.14 mmol) and dimethyl sulfoxide (0.45 ml, 6.35 mmol) in methylene chloride (20 ml). The reaction mixture was stirred for 5 hours at room temperature. The isolation of the product was carried out in the manner disclosed in Example 5. The obtained crude product (0.54 g) was purified by flash chromatography on a silica gel column using the solvent system B to give a TLC homogeneous product (**6**) (0.28 g).

TLC: R_f (B) 0.48; R_f (C) 0.33.

IR (KBr) cm^{-1} 1747, 1651, 1633, 1548, 1454, 1372, 1231, 1058.

^1H NMR (CDCl_3) δ ppm 7.25 ~ 7.41 (phenyl), 7.12 (H-11), 5.70 (H-13), 5.65 (H-10), 4.94 (8a-NH) exchangeable with D_2O , 4.82 (H-2'), 4.74 (H-4'), 4.65 (H-1''),

4.15 (H-1'), 3.98 (H-5''), 3.78 (H-3''), 3.62 (20-N-CH₂-phenyl), 3.58 (20-CH₂-phenyl), 3.55 (3''-OCH₃), 3.49 (2''-OCH₃), 2.32 /3'-N(CH₃)₂/, 2.06 (COCH₃), 2.00 (COCH₃), 1.74 (H-22), 1.36 (H-6''), 1.12 (H-21).

¹³C NMR (CDCl₃) δ ppm 202.4 (C-4''), 173.4 (C-1), 169.8, 169.3 (2xCOCH₃), 166.1 (9-CONH), 144.6 (C-11), 137.0 (C-13), 135.6 (C-12), 119.6 (C-10), 103.0 (C-1''), 102.2 (C-1'), 85.3 (C-3''), 84.8 (C-2''), 73.3 (C-5''), 71.4 (C-4'), 70.4 (C-2'), 65.9 (C-3), 60.3 (3''-OCH₃), 59.1 (2''-OCH₃), 52.2 (C-20), 42.9 (C-8), 42.4 (C-4), 40.9 /3'-N(CH₃)₂/, 38.7 (C-2), 29.4 (C-19), 21.8 (C-21), 21.1, 21.0 (2xCOCH₃), 14.0 (C-6''), 12.8 (C-22), 8.4 (C-18), 20-N(CH₂C₆H₅)₂ 139.6, 129.9, 128.0, 126.6, 57.8.

FAB (MH⁺) 1050.

Example 7

4'-Demycarosyl-2',4',4''-tri-O-acetyl-3-deoxy-3-oxo-8a-aza-8a-homotylosin 20-dimethylacetal (7)

A solution of pyridine trifluoroacetate (3.0 g, 15.72 mmol) in methylene chloride (30 ml) was added drop by drop at 15°C to a solution of the compound **3** (2.0 g, 2.09 mmol), 1-(3-dimethylaminopropyl)-3-ethylcarbodiimide hydrochloride (3.0 g, 15.66 mmol) and dimethyl sulfoxide (2.9 ml, 40.89 mmol) in methylene chloride (50 ml). The reaction mixture was stirred for 3 hours at room temperature. The isolation of the product was carried out in the manner disclosed in Example 5. The obtained crude product (1.95 g) was purified by flash chromatography on a silica gel column using the solvent system C to give a TLC homogeneous product (**7**) (1.3 g).

TLC: R_f (C) 0.58.

IR (KBr) cm⁻¹ 1749, 1655, 1618, 1546, 1454, 1374, 1233, 1171, 1052.

¹H NMR (CDCl₃) δ ppm 6.90 (H-11), 5.76 (H-10), 5.43 (H-13), 4.96 (8a-NH) exchangeable with D₂O, 4.89 (H-2'), 4.79 (H-4'), 4.66 (H-1''), 4.40 (H-1'), 4.18 (H-8), 3.55, 3.32 (H-2), 3.52 (3''-OCH₃), 3.49 (2''-OCH₃), 3.30

(20-OCH₃), 3.29 (20-OCH₃), 2.34 /3'-N(CH₃)₂/, 2.12 (COCH₃), 2.06 (COCH₃), 2.03 (COCH₃), 1.75 (H-22), 1.10 (H-21), 1.07 (H-18).

¹³C NMR (CDCl₃) δ ppm 205.6 (C-3), 172.9 (C-1), 170.1, 169.8, 169.4 (3xCOCH₃), 166.1 (9-CONH), 144.1 (C-11), 138.0 (C-13), 134.9 (C-12), 119.6 (C-10), 103.7 (C-20), 102.1 (C-1'), 100.9 (C-1''), 74.5 (C-4''), 71.4 (C-4'), 70.3 (C-2'), 61.3 (3''-OCH₃), 59.3 (2''-OCH₃), 53.7 (20-OCH₃), 50.6 (20-OCH₃), 46.5 (C-2), 44.2 (C-4), 42.0 (C-8), 41.0 /3'-N(CH₃)₂/, 34.5 (C-19), 21.9, (C-21), 21.1, 21.0, 20.7 (3xCOCH₃), 17.6 (C-18), 12.7 (C-22).

FAB (MH⁺) 957.

Example 8

4'-Demycarosyl-2',4',4''-tri-O-acetyl-3-deoxy-3-oxo-20-deoxo-20-dibenzylamino-8a-aza-8a-homotylosin (8)

A solution of pyridine trifluoroacetate (2.0 g, 10.36 mmol) in methylene chloride (10 ml) was added drop by drop at 15°C to a solution of the compound **4** (1.0 g, 1.09 mmol), 1-(3-dimethylaminopropyl)-3-ethylcarbodiimide hydrochloride (2.04 g, 10.44 mmol) and dimethyl sulfoxide (1.6 ml, 22.56 mmol) in methylene chloride (20 ml). The reaction mixture was stirred for 6 hours at room temperature. The isolation of the product was carried out in the manner disclosed in Example 5. The obtained crude product (0.96 g) was purified by flash chromatography on a silica gel column using the solvent system B to give a TLC homogeneous product (**8**) (0.62 g).

TLC: R_f (B) 0.60.

IR (KBr) cm⁻¹ 1748, 1633, 1538, 1454, 1373, 1231, 1052.

¹H NMR (CDCl₃) δ ppm 7.22 ~ 7.40 (phenyl), 6.89 (H-11), 5.66 (H-10), 5.49 (H-13), 4.96 (8a-NH) exchangeable with D₂O, 4.81 (H-2'), 4.74 (H-4'), 4.66 (H-1''), 4.42 (H-4''), 4.15 (H-1'), 4.12 (H-8), 3.78, 3.38 (H-2), 3.51 (2x20-N-CH₂-phenyl, 3''-OCH₃), 3.48 (2''-OCH₃), 2.32 /3'-N(CH₃)₂/, 2.22 (H-4), 2.09 (COCH₃), 2.06 (COCH₃), 2.00 (COCH₃), 1.72 (H-22), 1.10 (H-21), 1.08 (H-18).

^{13}C NMR (CDCl_3) δ ppm 206.7 (C-3), 172.7 (C-1), 170.1, 169.9, 169.5 ($3\times\text{COCH}_3$), 166.1 (9-CONH), 144.0 (C-11), 136.5 (C-12), 135.0 (C-13), 119.9 (C-10), 102.7 (C-1'), 100.9 (C-1''), 74.6 (C-4''), 71.3 (C-4'), 70.3 (C-2'), 61.3 ($3''\text{-OCH}_3$), 59.3 ($2''\text{-OCH}_3$), 51.7 (C-20), 47.7 (C-2), 44.5 (C-4), 42.0 (C-8), 41.0 / $3'\text{-N}(\text{CH}_3)_2$ /, 28.6 (C-19), 22.0 (C-21), 21.0, 20.7 ($3\times\text{COCH}_3$), 17.8 (C-18), 13.1 (C-22),
20-N($\text{CH}_2\text{C}_6\text{H}_2$), 140.1, 128.9, 128.0, 126.4, 57.9.

FAB (MH^+) 1092.

Example 9

4'-Demycarosyl-4''-deoxy-4''-oxo-8a-aza-8a-homotylosin 20-dimethylacetal (9)

The compound **5** (0.65 g, 0.71 mmol) was dissolved in methanol (20 ml) and left to stand at room temperature for 48 hours. To the reaction solution a saturated NaHCO_3 solution was added and it was extracted twice with chloroform. The combined organic extracts were dried (K_2CO_3) and evaporated at reduced pressure to a dry residue. The obtained crude product (0.45 g) was purified by flash chromatography on a silica gel column using the solvent system A to give a TLC homogeneous product (**9**) (0.20 g).

TLC: Rf (A) 0.27.

IR (KBr) cm^{-1} 1749, 1657, 1620, 1542, 1455, 1375, 1230, 1172, 1060.

^1H NMR (CDCl_3) δ ppm 7.16 (H-11), 5.72 (H-10), 5.67 (H-13), 4.99 (8a-NH) exchangeable with D_2O , 4.60 (H-20), 4.63 (H-1''), 4.33 (H-1'), 4.17 (H-8), 3.98 (H-5''), 3.78 (H-3''), 3.58 ($3''\text{-OCH}_3$), 3.52 ($2''\text{-OCH}_3$), 3.46 (H-2'), 3.36, 3.35 ($2\times 20\text{-OCH}_3$), 3.30 (H-2''), 3.06 (H-4'), 2.33 / $3'\text{-N}(\text{CH}_3)_2$ /, 1.76 (H-22), 1.34 (H-6''), 1.17 (H-21).

^{13}C NMR (CDCl_3) δ ppm 202.4 (C-4''), 173.1 (C-1), 166.1 (9-CONH), 144.6 (C-11), 137.6 (C-13), 135.3 (C-12), 119.5 (C-10), 103.6 (C-20), 103.0 (C-1''), 102.1 (C-1'), 85.3 (C-3''), 84.2 (C-2''), 73.3 (C-5''), 65.6 (C-3), 60.2 ($3''\text{-OCH}_3$), 59.1 ($2''\text{-OCH}_3$), 53.7 (20-OCH₃), 50.5 (20-OCH₃), 42.7 (C-8), 42.6 (C-4), 41.0

/3'-N(CH₃)₂/, 40.7 (C-2), 34.4 (C-19), 21.9 (C-21), 14.0 (C-6''), 12.7 (C-22), 8.3 (C-18).

FAB (MH⁺) 831.

Example 10

4'-Demycarosyl-4''-deoxy-4''-oxo-20-deoxo-20-dibenzylamino-8a-aza-8a-homotylosin (10)

The compound 6 (0.30 g, 0.73 mmol) was dissolved in methanol (20 ml) and left to stand at room temperature for 30 hours. After addition of water (50 ml) the product was isolated by a gradient extraction with chloroform at pH 4.5 and 7.5. The combined chloroform extracts at pH 7.5 were dried (K₂CO₃) and evaporated at reduced pressure and the obtained product (0.17 g) was purified by flash chromatography on a silica gel column using the solvent system A to give a TLC homogeneous product (10) (0.08 g).

TLC: R_f (A) 0.49.

IR (KBr) cm⁻¹ 1715, 1655, 1619, 1542, 1454, 1377, 1168, 1082.

¹H NMR (CDCl₃) δ ppm 7.25 ~ 7.41 (phenyl), 7.12 (H-11), 5.70 (H-13), 5.65 (H-10), 4.94 (8a-NH) exchangeable with D₂O, 4.84 (H-2'), 4.74 (H-4'), 4.60 (H-1''), 4.15 (H-1'), 3.98 (H-5''), 3.78 (H-3''), 3.62 (3''-OCH₃), 3.61 (20-N-CH₂-phenyl), 3.58 (20-CH₂-phenyl), 3.51 (2''-OCH₃), 3.46 (H-2'), 3.01 (H-4'), 2.32 /3'-N(CH₃)₂/, 1.72 (H-22), 1.12 (H-21).

¹³C NMR (CDCl₃) δ ppm 202.4 (C-4''), 173.4 (C-1), 166.1 (9-CONH), 144.7 (C-11), 137.1 (C-13), 135.6 (C-12), 119.7 (C-10), 104.2 (C-1'), 103.0 (C-1''), 85.4 (C-3''), 84.9 (C-2''), 73.3 (C-5''), 66.4 (C-3), 59.8 (3''-OCH₃), 58.6 (2''-OCH₃), 52.2 (C-20), 43.3 (C-8), 42.3 (C-4), 41.5 /3'-N(CH₃)₂/, 38.7 (C-2), 29.4 (C-19), 22.0 (C-21), 14.1 (C-6''), 12.8 (C-22), 9.1 (C-18), 20-N(CH₂C₆H₅)₂ 139.8, 129.1, 128.0, 126.6, 58.0.

FAB (MH⁺) 967.

*Example 11***4'-Demycarosyl-4''-O-acetyl-3-deoxy-3-oxo-8a-aza-8a-homotylosin 20-dimethylacetal (11)**

The compound 7 (0.70 g, 0.73 mmol) was dissolved in methanol (50 ml) and left to stand at room temperature for 24 hours. The isolation of the product was carried out in the manner disclosed in Example 9 and the obtained crude product (0.62 g) was purified by flash chromatography on a silica gel column using the solvent system A to give a TLC homogeneous product (11) (0.40 g).

TLC: R_f (A) 0.44.

IR (KBr) cm⁻¹ 1749, 1657, 1620, 1544, 1455, 1375, 1229, 1170, 1063.

¹H NMR (CDCl₃) δ ppm 6.87 (H-11), 5.77 (H-10), 5.44 (H-13), 5.18 (8a-NH) exchangeable with D₂O, 4.88 (H-2'), 4.64 (H-1''), 4.44 (H-4''), 4.30 (H-1'), 4.17 (H-8), 3.93 (H-5''), 3.89 (H-3''), 3.53 (3''-OCH₃), 3.50, 3.26 (H-2), 3.48 (2''-OCH₃), 3.30 (20-OCH₃), 3.29 (20-OCH₃), 2.53 /3'-N(CH₃)₂/, 2.12 (COCH₃), 1.75 (H-22), 1.25 (H-18).

¹³C NMR (CDCl₃) δ ppm 205.4 (C-3), 172.9 (C-1), 170.1 (COCH₃), 167.4 (9-CONH), 143.4 (C-11), 136.2 (C-12), 134.6 (C-13), 120.7 (C-10), 104.2 (C-1'), 103.9 (C-20), 100.8 (C-1''), 74.5 (C-4''), 70.9 (C-2'), 70.5 (C-2'), 61.3 (3''-OCH₃), 59.0 (2''-OCH₃), 52.6 (20-OCH₃), 52.1 (20-OCH₃), 45.9 (C-2), 44.4 (C-4), 42.5 (C-8), 41.4 /3'-N(CH₃)₂/, 33.8 (C-19), 22.0 (C-21), 20.7 (COCH₃), 17.5 (C-18), 12.9 (C-22).

FAB (MH⁺) 873.

*Example 12***4'-Demycarosyl-4''-O-acetyl-3-deoxy-3-oxo-20-deoxo-20-dibenzylamino-8a-aza-8a-homotylosin (12)**

The compound **8** (1.20 g, 10.99 mmol) was dissolved in methanol (100 ml) and left to stand at room temperature for 24 hours. To the reaction solution water (100 ml) was added and it was extracted with methylene chloride at pH 6.5. The combined organic extracts were dried (K_2CO_3) and evaporated at reduced pressure and the obtained crude product (1.0 g) was purified by flash chromatography on a silica gel column using the solvent system A to give a TLC homogeneous product (**12**) (0.52 g).

TLC: Rf (A) 0.65.

IR (KBr) cm^{-1} 1745, 1650, 1622, 1537, 1454, 1373, 1233, 1166, 1058.

1H NMR ($CDCl_3$) δ ppm 7.25 ~ 7.41 (phenyl), 6.90 (H-11), 5.67 (H-10), 5.52 (H-13), 4.98 (8a-NH) exchangeable with D_2O , 4.67 (H-1''), 4.45 (H-4''), 4.17 (H-1'), 4.02 (H-8), 3.61 (20- CH_2 -phenyl), 3.53 (3''- OCH_3), 3.52 (20- CH_2 -phenyl), 3.50 (2''- OCH_3), 3.76, 3.32 (H-2), 2.52 /3'- $N(CH_3)_2$ /, 2.12 ($COCH_3$), 1.73 (H-22), 1.21 (H-18), 1.08 (H-21).

^{13}C NMR ($CDCl_3$) δ ppm 205.3 (C-3), 172.5 (C-1), 170.1 ($COCH_3$), 167.2 (9-CONH), 143.9 (C-11), 135.9 (C-12), 135.4 (C-13), 120.0 (C-10), 103.9 (C-1'), 100.9 (C-1''), 74.6 (C-4''), 70.7 (C-4'), 70.4 (C-2'), 61.3 (3''- OCH_3), 59.3 (2''- OCH_3), 51.6 (C-20), 46.1 (C-2), 44.5 (C-4), 43.3 (C-8), 41.5 /3'- $N(CH_3)_2$ /, 28.8 (C-19), 22.0 (C-21), 20.7 ($COCH_3$), 17.8 (C-18), 12.9 (C-22), 20- $N(CH_2C_6H)_2$ 139.9, 128.8, 128.0, 126.5, 58.0.

FAB (MH^+) 1008.

Example 13

4'-Demycarosyl-4''-O-acetyl-8a-aza-8a-homotylosin 20-dimethylacetal (13)

The compound **3** (0.5 g, 0.52 mmol) was dissolved in methanol (20 ml) and left to stand at room temperature for 24 hours. The isolation of the product was carried out in the manner disclosed in Example 9 and the obtained crude product (0.43 g) was purified by flash chromatography on a silica gel column using the solvent system A to give a TLC homogeneous product (**13**) (0.32 g).

TLC: Rf (A) 0.32.

IR (KBr) cm^{-1} 1739, 1656, 1616, 1541, 1455, 1376, 1237, 1170, 1062.

^1H NMR (CDCl_3) δ ppm 7.15 (H-11), 5.71 (H-10), 5.66 (H-13), 4.97 (8a-NH) exchangeable with D_2O , 4.64 (H-1''), 4.62 (H-20), 4.44 (H-4''), 4.24 (H-1'), 4.18 (H-8), 3.53 (3''-OCH₃), 3.47 (2''-OCH₃), 3.37 (20-OCH₃), 3.36 (20-OCH₃), 2.50 /3'-N(CH₃)₂/, 2.12 (COCH₃), 1.75 (H-22), 1.17 (H-21).

FAB (MH^+) 875.

Example 14

4'-Demycarosyl-4''-O-acetyl-20-deoxo-20-dibenzylamino-8a-aza-8a-homotylosin (14)

The compound 4 (0.75 g, 0.69 mmol) was dissolved in methanol (20 ml) and left to stand at room temperature for 24 hours. The isolation of the product was carried out in the manner disclosed in Example 12 and the obtained crude product (0.66 g) was purified by flash chromatography on a silica gel column using the solvent system A to give a TLC homogeneous product (14) (0.45 g).

TLC: Rf (A) 0.50.

IR (KBr) cm^{-1} 1740, 1657, 1621, 1538, 1454, 1373, 1236, 1169, 1054.

^1H NMR (CDCl_3) δ ppm 7.25 ~ 7.41 (phenyl), 7.10 (H-11), 5.69 (H-13), 5.65 (H-10), 4.96 (8a-NH) exchangeable with D_2O , 4.66 (H-1''), 4.45 (H-4''), 4.14 (H-8), 4.07 (H-1'), 3.59 (20-N-CH₂-phenyl), 3.56 (20-CH₂-phenyl), 3.53 (3''-OCH₃), 3.50 (2''-OCH₃), 2.49 /3'-N(CH₃)₂/, 2.12 (COCH₃), 1.73 (H-22), 1.11 (H-21), 0.94 (H-18).

FAB (MH^+) 1010.

Example 15

4'-Demycarosyl-3-deoxy-3-oxo-8a-aza-8a-homotylosin 20-dimethylacetal (15)

The compound **11** (0.40 g, 0.46 mmol) was dissolved in a methanol/conc. NH_4OH mixture (4:1, 50 ml) and left to stand for 60 hours at the temperature of 5°C . The reaction solution was evaporated to an oily residue and then a product was isolated in the manner disclosed in Example 9. The obtained crude product (0.25 g) was purified by flash chromatography on a silica gel column using the solvent system A to give a TLC homogeneous product (**15**) (0.15 g).

TLC: Rf (A) 0.39.

IR (KBr) cm^{-1} 1739, 1714, 1650, 1620, 1544, 1455, 1375, 1170, 1063.

^1H NMR (CDCl_3) δ ppm 6.87 (H-11), 5.77 (H-10), 5.44 (H-13), 5.18 (8a-NH) exchangeable with D_2O , 4.60 (H-20), 4.64 (H-1''), 4.33 (H-1'), 4.17 (H-8), 3.93 (H-5''), 3.89 (H-3''), 3.53 (3''- OCH_3), 3.50, 3.26 (H-2), 3.48 (2''- OCH_3), 3.30 (20- OCH_3), 3.29 (20- OCH_3), 2.33 /3'- $\text{N}(\text{CH}_3)_2$, 1.75 (H-22), 1.25 (H-18).

FAB (MH^+) 831.

Example 16

4'-Demycarosyl-3-deoxy-3-oxo-20-deoxo-20-dibenzylamino-8a-aza-8a-homotylosin (16)

The compound **12** (0.78 g, 0.77 mmol) was dissolved in a methanol/conc. NH_4OH mixture (4:1, 50 ml) and left to stand for 24 hours at room temperature. To the reaction solution water (80 ml) was added and it was extracted twice with methylene chloride at pH 7.5. The combined organic extracts were dried (K_2CO_3) and evaporated at reduced pressure and the obtained product (0.66 g) was purified by flash chromatography on a silica gel column using the solvent system A to give a TLC homogeneous product (**16**) (0.32 g).

TLC: Rf (A) 0.55.

IR (KBr) cm^{-1} 1739, 1714, 1650, 1622, 1538, 1454, 1376, 1167, 1082.

^1H NMR (CDCl_3) δ ppm 7.25 ~ 7.41 (phenyl), 6.90 (H-11), 5.66 (H-13), 5.53 (H-10), 5.28 (8a-NH) exchangeable with D_2O , 4.61 (H-1''), 4.16 (H-1'), 4.03 (H-8),

3.62 (20-N-CH₂-phenyl), 3.61 (20-CH₂-phenyl, 3''-OCH₃), 3.51 (2''-OCH₃), 3.78, 3.38 (H-2), 2.5 /3'-N(CH₃)₂/, 2.38 (H-4), 1.72 (H-22), 1.21 (H-18), 1.08 (H-21).

¹³C NMR (CDCl₃) δ ppm 205.3 (C-3), 172.5 (C-1), 167.2 (9-CONH), 143.9 (C-11), 135.9 (C-12), 135.6 (C-13), 120.0 (C-10), 103.9 (C-1'), 101.0 (C-1'), 72.5 (C-4''), 70.7 (C-4'), 70.4 (C-2'), 61.5 (3''-OCH₃), 59.5 (2''-OCH₃), 51.7 (C-20), 46.1 (C-2), 44.5 (C-4), 43.3 (C-8), 41.5 /3'-N(CH₃)₂/, 28.8 (C-19), 22.0 (C-21), 17.8 (C-18), 12.9 (C-22),
20-N(CH₂C₆H₅)₂ 140.0, 128.8, 128.0, 126.5, 58.0.

FAB (MH⁺) 967.

Example 17

4'-Demycarosyl-3-deoxy-3-oxo-8a-aza-8a-homotylosin (17)

The compound **15** (0.5 g, 0.60 mmol) was dissolved in an acetonitrile/0.1 N HCl mixture (1:1, 35 ml) and stirred for 2 hours at room temperature. To the reaction solution a saturated NaHCO₃ solution was added and it was extracted twice with methylene chloride. The combined organic extracts were dried (K₂CO₃) and evaporated at reduced pressure and the obtained product (0.42 g) was purified by flash chromatography on a silica gel column using the solvent system A to give a TLC homogeneous product (**17**) (0.25 g).

TLC: R_f (A) 0.35.

IR (KBr) cm⁻¹ 1739, 1719, 1657, 1620, 1545, 1455, 1376, 1169, 1082.

¹H NMR (CDCl₃) δ ppm 9.78 (H-20), 7.19 (H-11), 5.72 (H-10), 5.70 (H-13), 5.06 (8a-NH) exchangeable with D₂O, 4.58 (H-1''), 4.18 (H-1'), 4.23 (H-8), 3.68, 3.32 (H-2), 3.62 (3''-OCH₃), 3.49 (2''-OCH₃), 2.49 /3'-N(CH₃)₂/, 1.75 (H-22), 1.25 (H-18), 1.18 (H-21).

¹³C NMR (CDCl₃) δ ppm 205.3 (C-3), 203.8 (C-20), 173.5 (C-1), 166.9 (9-CONH), 145.1 (C-11), 138.2 (C-13), 135.1 (C-12), 129.3 (C-10), 103.7 (C-1'), 101.1 (C-1'), 72.8 (C-4''), 71.0 (C-4'), 70.4 (C-2'), 61.5 (3''-OCH₃), 59.5 (2''-OCH₃),

46.6 (C-19), 46.1 (C-2), 44.5 (C-4), 43.3 (C-8), 41.5 /3'-N(CH₃)₂/, 22.4 (C-21), 17.8 (C-18), 12.9 (C-22).

FAB (MH⁺) 785.

Example 18

4'-Demycarosyl-2',4'-di-O-acetyl-8a-aza-8a-homotylosin (18)

The compound **1** (0.5 g, 0.55 mmol) was dissolved in an acetonitrile/0.1 N HCl mixture (1:1, 35 ml) and stirred for 2 hours at room temperature. The isolation of the product was carried out in the manner disclosed in Example 17 to give a TLC homogeneous product (**18**) (0.34 g).

TLC: R_f (B) 0.35.

IR (KBr) cm⁻¹ 1749, 1657, 1620, 1548, 1455, 1375, 1231, 1170, 1059.

¹H NMR (CDCl₃) δ ppm 9.75 (H-20), 7.21 (H-11), 5.72 (H-10), 5.71 (H-13), 5.08 (8a-NH) exchangeable with D₂O, 4.89 (H-2'), 4.74 (H-4'), 4.58 (H-1''), 4.26 (H-1'), 3.61 (3''-OCH₃), 3.49 (2''-OCH₃), 2.33 /3'-N(CH₃)₂/, 2.05 (COCH₃), 2.03 (COCH₃), 1.74 (H-22), 1.18 (H-21).

¹³C NMR (CDCl₃) δ ppm 203.6 (C-20), 173.3 (C-1), 169.9, 169.5 (2xCOCH₃), 166.5 (9-CONH), 145.2 (C-11), 138.3 (C-13), 135.0 (C-12), 119.0 (C-10), 101.6 (C-1'), 100.9 (C-1''), 72.5 (C-4''), 70.6 (C-4'), 70.3 (C-2'), 65.6 (C-3), 61.5 (3''-OCH₃), 59.5 (2''-OCH₃), 46.3 (C-19), 42.5 (C-8), 41.0 /3'-N(CH₃)₂/, 38.5 (C-2), 21.6 (C-21), 21.1, 21.0 (2xCOCH₃), 12.7 (C-22), 8.1 (C-18).

FAB (MH⁺) 871.

Example 19

4'-Demycarosyl-2',4',4''-tri-O-acetyl-8a-aza-8a-homotylosin (19)

The compound **3** (0.5 g, 0.52 mmol) was dissolved in an acetonitrile/0.1 N HCl mixture (1:1, 35 ml) and stirred for 2 hours at room temperature. The isolation of the

product was carried out in the manner disclosed in Example 17 to give a TLC homogeneous product (19) (0.47 g).

TLC: Rf (B) 0.60; Rf (C) 0.50.

IR (KBr) cm^{-1} 1748, 1659, 1621, 1538, 1455, 1373, 1232, 1171, 1052.

^1H NMR (CDCl_3) δ ppm 9.74 (H-20), 7.16 (H-11), 5.69 (H-10), 5.65 (H-13), 4.89 (8a-NH) exchangeable with D_2O , 4.88 (H-2'), 4.76 (H-4'), 4.64 (H-1''), 4.44 (H-4''), 4.33 (H-1'), 4.18 (H-8), 3.52 (3''-OCH₃), 3.46 (2''-OCH₃), 2.33 /3'-N(CH₃)₂/, 2.12 (COCH₃), 2.05 (COCH₃), 2.03 (COCH₃), 1.74 (H-22), 1.16 (H-21).

^{13}C NMR (CDCl_3) δ ppm 203.6 (C-20), 173.1 (C-1), 170.1, 169.8, 169.4 (3xCOCH₃), 166.1 (9-CONH), 144.7 (C-11), 138.0 (C-13), 134.9 (C-12), 119.2 (C-10), 103.7 (C-20), 102.1 (C-1'), 100.9 (C-1''), 74.5 (C-4''), 71.4 (C-4'), 70.3 (C-2'), 65.6 (C-3), 61.3 (3''-OCH₃), 59.3 (2''-OCH₃), 46.3 (C-19), 42.7 (C-8), 42.6 (C-4), 41.0 /3'-N(CH₃)₂/, 40.5 (C-2), 34.5 (C-19), 21.9 (C-21), 21.1, 21.0, 20.7 (3xCOCH₃), 12.7 (C-22), 8.3 (C-18).

FAB (MH^+) 913.

Example 20

4'-Demycarosyl-2',4'-di-O-acetyl-4''-deoxy-4''-oxo-8a-aza-8a-homotylosin (20)

The compound 5 (0.7 g, 0.77 mmol) was dissolved in an acetonitrile/0.1 N HCl mixture (1:1, 50 ml) and stirred for 1 hour at room temperature. The isolation of the product was carried out in the manner disclosed in Example 17 to give a TLC homogeneous product (20) (0.36 g).

TLC: Rf (B) 0.48.

IR (KBr) cm^{-1} 1749, 1656, 1619, 1543, 1458, 1375, 1230, 1172, 1058.

^1H NMR (CDCl_3) δ ppm 9.75 (H-20), 7.21 (H-11), 5.72 (H-10), 5.70 (H-13), 5.08 (8a-NH) exchangeable with D_2O , 4.88 (H-2'), 4.74 (H-4'), 4.58 (H-1''), 4.30 (H-1'), 4.17 (H-8), 3.98 (H-5''), 3.78 (H-3''), 3.58 (3''-OCH₃), 3.48 (2''-OCH₃),

3.30 (H-2''), 2.33 /3'-N(CH₃)₂/, 2.05 (COCH₃), 2.03 (COCH₃), 1.76 (H-22), 1.34 (H-6''), 1.17 (H-21).

¹³C NMR (CDCl₃) δ ppm 203.0 (C-20), 202.4 (C-4''), 173.1 (C-1), 169.9, 169.5 (2xCOCH₃), 166.5 (9-CONH), 145.0 (C-11), 138.1 (C-13), 135.1 (C-12), 119.0 (C-10), 102.1 (C-1''), 100.9 (C-1'), 85.3 (C-3''), 84.2 (C-2''), 73.3 (C-5''), 71.3 (C-4'), 70.3 (C-2'), 65.6 (C-3), 61.5 (3''-OCH₃), 59.4 (2''-OCH₃), 46.3 (C-19), 42.5 (C-8), 41.0 /3'-N(CH₃)₂/, 38.5 (C-2), 21.9 (C-21), 21.1, 21.0 (2xCOCH₃), 14.0 (C-6''), 12.7 (C-22), 8.3 (C-1).

FAB (MH⁺) 869.

Example 21

4'-Demycarosyl-4''-O-acetyl-8a-aza-8a-homotylosin (21)

The compound 19 (0.30 g, 0.33 mmol) was dissolved in methanol (20 ml) and left to stand for 24 hours at room temperature. The isolation of the product was carried out in the manner disclosed in Example 9 and the obtained crude product (0.25 g) was purified by flash chromatography on a silica gel column using the solvent system A to give a TLC homogeneous product (21) (0.19 g).

TLC: R_f(A) 0.28.

IR (KBr) cm⁻¹ 1749, 1657, 1620, 1544, 1455, 1375, 1229, 1170, 1063.

¹H NMR (CDCl₃) δ ppm 9.78 (H-20), 7.20 (H-11), 5.72 (H-10), 5.70 (H-13), 5.12 (8a-NH) exchangeable with D₂O, 4.88 (H-2'), 4.64 (H-1''), 4.44 (H-4''), 4.18 (H-1'), 4.12 (H-8), 3.93 (H-5''), 3.89 (H-3''), 3.53 (3''-OCH₃), 3.48 (2''-OCH₃), 2.49 /3'-N(CH₃)₂/, 2.12 (COCH₃), 1.75 (H-22).

FAB (MH⁺) 829.

Example 22

4'-Demycarosyl-4''-deoxy-4''-oxo-8a-aza-8a-homotylosin (22)

The compound **20** (0.23 g, 0.27 mmol) was dissolved in methanol (20 ml) and left to stand for 24 hours at room temperature. The isolation of the product was carried out in the manner disclosed in Example 9 and the obtained crude product (0.14 g) was purified by flash chromatography on a silica gel column using the solvent system A to give a TLC homogeneous product (**22**) (0.095 g).

TLC: Rf (A) 0.30.

IR (KBr) cm^{-1} 1717, 1655, 1625, 1542, 1454, 1378, 1170, 1062.

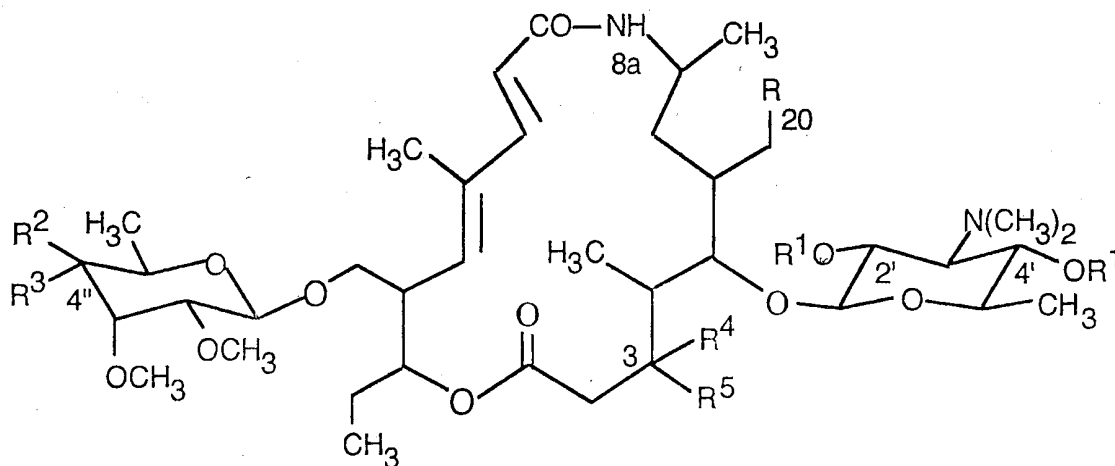
^1H NMR (CDCl_3) δ ppm 9.76 (H-20), 7.20 (H-11), 5.72 (H-10), 5.70 (H-13), 5.12 (8a-NH) exchangeable with D_2O , 4.64 (H-1''), 4.33 (H-1'), 4.18 (H-8), 3.98 (H-5''), 3.78 (H-3''), 3.58 (3''- OCH_3), 3.46 (2''- OCH_3), 3.30 (H-2''), 3.06 (H-4'), 2.33 /3'- $\text{N}(\text{CH}_3)_2$ /, 1.74 (H-22), 1.34 (H-6''), 1.16 (H-21).

^{13}C NMR (CDCl_3) δ ppm 203.7 (C-20), 202.5 (C-4''), 173.4 (C-1), 166.6 (9-CONH), 144.9 (C-11), 137.6 (C-13), 135.4 (C-12), 119.4 (C-10), 102.1 (C-1'), 100.9 (C-1''), 71.4 (C-4'), 70.3 (C-2'), 66.3 (C-3), 61.5 (3''- OCH_3), 59.7 (2''- OCH_3), 46.2 (C-19), 42.7 (C-8), 42.1 (C-4), 41.5 /3'- $\text{N}(\text{CH}_3)_2$ /, 39.8 (C-2), 21.7 (C-21), 14.0 (C-6''), 12.7 (C-22), 8.7 (C-18).

FAB (MH^+) 785.

CLAIMS

1. Compounds of the general formula I



I

wherein R represents CHO, CH(OCH₃)₂ or CH₂N[CH₂(C₆H₅)]₂,

R¹ represents H or C₁-C₃ acyl,

R² represents OR⁶ and R⁶ represents H or C₁-C₃ acyl,

R³ represents H or R² and R³ together represent =O,

R⁴ represents OH,

R⁵ represents H or R⁴ and R⁵ together represent =O.

2. A compound according to claim 1, characterized in that R represents CH(OCH₃)₂, R¹ represents COCH₃, R² represents OR⁶ wherein R⁶ represents H, R³ and R⁵ are the same and represent H and R⁴ represents OH.

3. A compound according to claim 1, characterized in that R represents CH₂N[CH₂(C₆H₅)]₂, R¹ represents COCH₃, R² represents OR⁶ wherein R⁶ represents H, R³ and R⁵ are the same and represent H and R⁴ represents OH.

4. A compound according to claim 1, characterized in that R represents CH(OCH₃)₂, R¹ represents COCH₃, R² represents OR⁶ wherein R⁶ represents COCH₃, R³ and R⁵ are the same and represent H and R⁴ represents OH.

5. A compound according to claim 1, characterized in that R represents $\text{CH}_2\text{N}[\text{CH}_2(\text{C}_6\text{H}_5)]_2$, R^1 represents COCH_3 , R^2 represents OR^6 wherein R^6 represents COCH_3 , R^3 and R^5 are the same and represent H and R^4 represents OH.
6. A compound according to claim 1, characterized in that R represents $\text{CH}(\text{OCH}_3)_2$, R^1 represents COCH_3 , R^2 and R^3 together represent =O, R^4 represents OH and R^5 represents H.
7. A compound according to claim 1, characterized in that R represents $\text{CH}_2\text{N}[\text{CH}_2(\text{C}_6\text{H}_5)]_2$, R^1 represents COCH_3 , R^2 and R^3 together represent =O, R^4 represents OH and R^5 represents H.
8. A compound according to claim 1, characterized in that R represents $\text{CH}(\text{OCH}_3)_2$, R^1 represents COCH_3 , R^2 represents OR^6 wherein R^6 represents COCH_3 , R^3 represents H and R^4 and R^5 together represent =O.
9. A compound according to claim 1, characterized in that R represents $\text{CH}_2\text{N}[\text{CH}_2(\text{C}_6\text{H}_5)]_2$, R^1 represents COCH_3 , R^2 represents OR^6 wherein R^6 represents COCH_3 , R^3 represents H and R^4 and R^5 together represent =O.
10. A compound according to claim 1, characterized in that R represents $\text{CH}(\text{OCH}_3)_2$, R^1 and R^5 are the same and represent H, R^2 and R^3 together represent =O and R^4 represents OH.
11. A compound according to claim 1, characterized in that R represents $\text{CH}_2\text{N}[\text{CH}_2(\text{C}_6\text{H}_5)]_2$, R^1 and R^5 are the same and represent H, R^2 and R^3 together represent =O and R^4 represents OH.
12. A compound according to claim 1, characterized in that R represents $\text{CH}(\text{OCH}_3)_2$, R^1 and R^3 are the same and represent H, R^2 represents OR^6 wherein R^6 represents COCH_3 , and R^4 and R^5 together represent =O.

13. A compound according to claim 1, characterized in that R represents $\text{CH}_2\text{N}[\text{CH}_2(\text{C}_6\text{H}_5)]_2$, R^1 and R^3 are the same and represent H, R^2 represents OR^6 wherein R^6 represents COCH_3 , and R^4 and R^5 together represent =O.

14. A compound according to claim 1, characterized in that R represents $\text{CH}(\text{OCH}_3)_2$, R^1 , R^3 and R^5 are the same and represent H, R^2 represents OR^6 wherein R^6 represents COCH_3 , and R^4 represents OH.

15. A compound according to claim 1, characterized in that R represents $\text{CH}_2\text{N}[\text{CH}_2(\text{C}_6\text{H}_5)]_2$, R^1 , R^3 and R^5 are the same and represent H, R^2 represents OR^6 wherein R^6 represents COCH_3 , and R^4 represents OH.

16. A compound according to claim 1, characterized in that R represents $\text{CH}(\text{OCH}_3)_2$, R^1 and R^3 are the same and represent H, R^2 represents OR^6 wherein R^6 represents H, and R^4 and R^5 together represent =O.

17. A compound according to claim 1, characterized in that R represents $\text{CH}_2\text{N}[\text{CH}_2(\text{C}_6\text{H}_5)]_2$, R^1 and R^3 are the same and represent H, R^2 represents OR^6 wherein R^6 represents H, and R^4 and R^5 together represent =O.

18. A compound according to claim 1, characterized in that R represents CHO, R^1 and R^3 are the same and represent H, R^2 represents OR^6 wherein R^6 represents H, and R^4 and R^5 together represent =O.

19. A compound according to claim 1, characterized in that R represents CHO, R^1 represents COCH_3 , R^2 represents OR^6 wherein R^6 represents H, R^3 and R^5 are the same and represent H and R^4 represents OH.

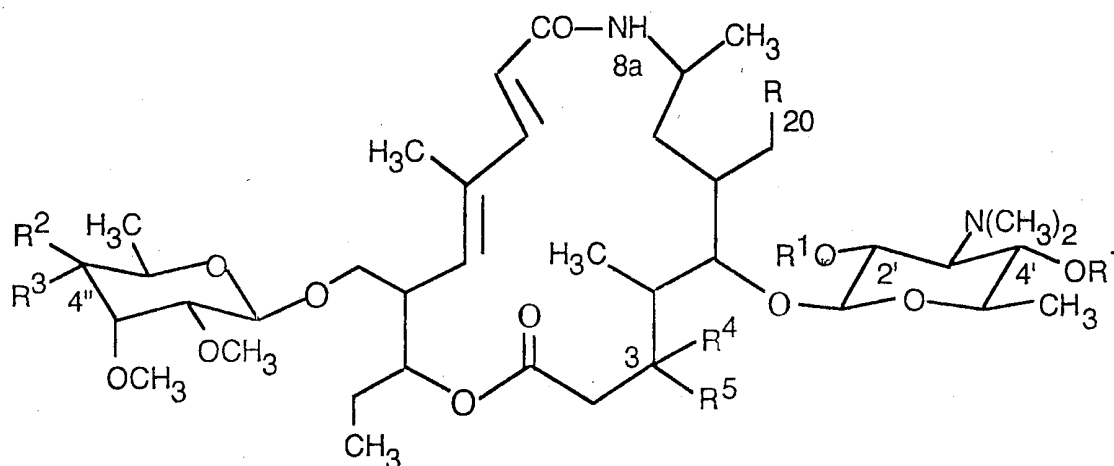
20. A compound according to claim 1, characterized in that R represents CHO, R^1 represents COCH_3 , R^2 represents OR^6 wherein R^6 represents COCH_3 , R^3 and R^5 are the same and represent H and R^4 represents OH.

21. A compound according to claim 1, characterized in that R represents CHO, R¹ represents COCH₃, R² and R³ together represent =O, R⁴ represents OH and R⁵ represents H.

22. A compound according to claim 1, characterized in that R represents CHO, R¹, R³ and R⁵ are the same and represent H, R² represents OR⁶ wherein R⁶ represents COCH₃, and R⁴ represents OH.

23. A compound according to claim 1, characterized in that R represents CHO, R¹ and R⁵ are the same and represent H, R² and R³ together represent =O and R⁴ represents OH.

24. Process for the preparation of the compounds of the general formula I



I

wherein R represents CHO, CH(OCH₃)₂ or CH₂N[CH₂(C₆H₅)]₂,

R¹ represents H or C₁-C₃ acyl,

R² represents OR⁶ and R⁶ represents H or C₁-C₃ acyl,

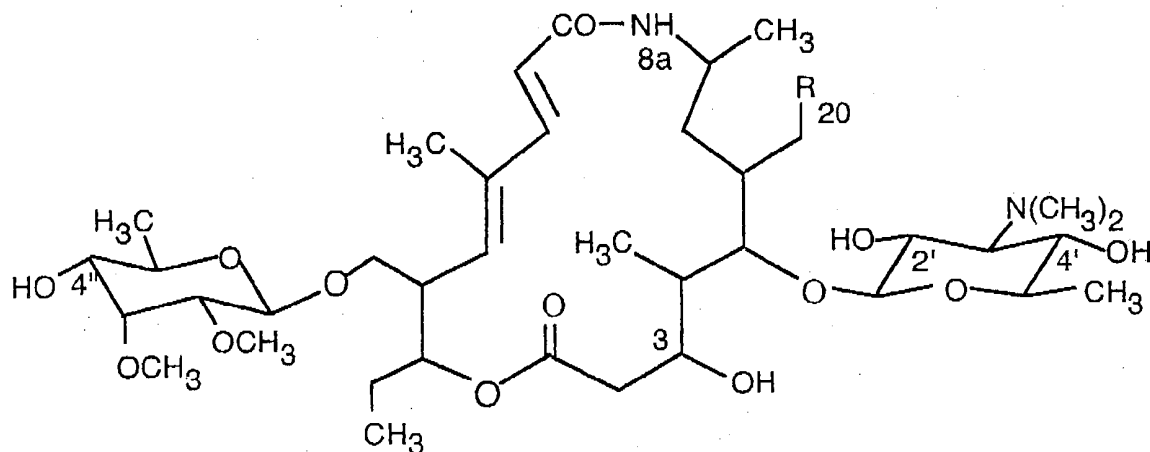
R³ represents H or R² and R³ together represent =O,

R⁴ represents OH,

R⁵ represents H or R⁴ and R⁵ together represent =O,

characterized in that

4'-demycarosyl-8a-aza-8a-homotylosin 20-dimethylacetal of the formula IIa and 4'-demycarosyl-20-deoxo-20-dibenzylamino-8a-aza-8a-homotylosin of the formula IIb



are subjected to

A) an O-acylation with anhydrides of C_1 - C_3 carboxylic acids, preferably with acetic acid anhydride in methylene chloride during 15 minutes to 1 hour at room temperature, and the obtained compounds of the formula I, wherein R represents $\text{CH}(\text{OCH}_3)_2$ or $\text{CH}_2\text{N}[\text{CH}_2(\text{C}_6\text{H}_5)]_2$, R^1 represents COCH_3 , R^2 represents OR^6 , wherein R^6 represents H, R^3 and R^5 are the same and represent H and R^4 represents OH,

are optionally subjected to

A1) an O-acylation with anhydrides of C_1 - C_3 carboxylic acids, preferably with acetic acid anhydride in methylene chloride in the presence of an organic base, preferably triethyl amine and 4-dimethylaminopyridine as a catalyst during 30 hours at room temperature, and the obtained compounds of the formula I, wherein R represents $\text{CH}(\text{OCH}_3)_2$ or $\text{CH}_2\text{N}[\text{CH}_2(\text{C}_6\text{H}_5)]_2$, R^1 represents COCH_3 , R^2 represents OR^6 , wherein R^6 represents COCH_3 , R^3 and R^5 are the same and represent H and R^4 represents OH,

are optionally subjected to

B) an oxidation reaction with N(3-dimethylamino-propyl)-N'ethyl carbodiimide hydrochloride in the presence of dimethylsulfoxide and pyridine trifluoroacetate as a catalyst in an inert solvent, preferably methylene chloride, during 2 to 6 hours at a temperature from 10°C to room temperature, and the obtained compounds of the formula I, wherein R represents $\text{CH}(\text{OCH}_3)_2$ or $\text{CH}_2\text{N}[\text{CH}_2(\text{C}_6\text{H}_5)]_2$, R^1 represents COCH_3 , R^2 represents OR^6 , wherein R^6 represents COCH_3 , R^3 represents H and R^4 and R^5 together represent =O,

are optionally subjected to

C) methanolysis at room temperature for 2 days and the obtained compounds of the formula I, wherein R represents $\text{CH}(\text{OCH}_3)_2$ or $\text{CH}_2\text{N}[\text{CH}_2(\text{C}_6\text{H}_5)]_2$, R^1 and R^3 are the same and represent H, R^2 represents OR^6 , wherein R^6 represents COCH_3 , and R^4 and R^5 together represent =O,

are optionally subjected to

C1) an alkaline methanolysis in a mixture of methanol and 25% ammonia (4:1) at a temperature from 5°C to room temperature during 20 to 60 hours to obtain compounds of the formula I, wherein R represents $\text{CH}(\text{OCH}_3)_2$ or $\text{CH}_2\text{N}[\text{CH}_2(\text{C}_6\text{H}_5)]_2$, R^1 and R^3 are the same and represent H, R^2 represents OR^6 , wherein R^6 represents H, and R^4 and R^5 together represent =O;

or the compound obtained according to process C1

of the formula I, wherein R represents $\text{CH}(\text{OCH}_3)_2$, R^1 and R^3 are the same and represent H, R^2 represents OR^6 , wherein R^6 represents H, and R^4 and R^5 together represent =O,

is optionally subjected to

D) a hydrolysis of the acetal in a mixture of acetonitrile and 0.1 N hydrochloric acid (1:1) for 2 hours at room temperature to obtain the compound of the formula I, wherein R represents a CHO group, R^1 and R^3 are the same and represent H, R^2 represents OR^6 , wherein R^6 represents H, and R^4 and R^5 together represent =O;

or compounds obtained according to process A

of the formula I, wherein R represents $\text{CH}(\text{OCH}_3)_2$ or $\text{CH}_2\text{N}[\text{CH}_2(\text{C}_6\text{H}_5)]_2$, R^1 represents COCH_3 , R^2 represents OR^6 , wherein R^6 represents H, R^3 and R^5 are the same and represent H and R^4 represents OH,

are optionally subjected to oxidation in the manner disclosed in B,

and the obtained compounds of the formula I, wherein R represents $\text{CH}(\text{OCH}_3)_2$ or $\text{CH}_2\text{N}[\text{CH}_2(\text{C}_6\text{H}_5)]_2$, R^1 represents COCH_3 , R^2 and R^3 together represent $=\text{O}$, R^4 represents OH and R^5 represents H,

are optionally subjected to methanolysis in the manner disclosed in C,

to obtain compounds of the formula I, wherein R represents $\text{CH}(\text{OCH}_3)_2$ or $\text{CH}_2\text{N}[\text{CH}_2(\text{C}_6\text{H}_5)]_2$, R^1 and R^5 are the same and represent H, R^2 and R^3 together represent $=\text{O}$ and R^4 represents OH;

or the compound obtained according to process B

of the formula I, wherein R represents a $\text{CH}(\text{OCH}_3)_2$ group, R^1 represents COCH_3 , R^2 and R^3 together represent $=\text{O}$, R^4 represents OH and R^5 represents H,

is optionally subjected to a hydrolysis of acetal in the manner disclosed in D,

and the obtained compound of the formula I, wherein R represents a CHO group, R^1 represents COCH_3 , R^2 and R^3 together represent $=\text{O}$, R^4 represents OH and R^5 represents H,

is optionally subjected to methanolysis in the manner disclosed in C,

to obtain the compound of the formula I, wherein R represents a CHO group, R^1 and R^5 are the same and represent H, R^2 and R^3 together represent $=\text{O}$ and R^4 represents OH;

or the compound obtained according to process A

of the formula I, wherein R represents $\text{CH}(\text{OCH}_3)_2$, R^1 represents COCH_3 , R^2 represents OR^6 , wherein R^6 represents H, R^3 and R^5 are the same and represent H and R^4 represents OH,

is optionally subjected to a hydrolysis of acetal in the manner disclosed in D, to obtain a compound of the formula I wherein R represents CHO, R^1 represents COCH_3 , R^2 represents OR^6 , wherein R^6 represents H, R^3 and R^5 are the same and represent H and R^4 represents OH;

or compounds obtained according to process A1

of the formula I, wherein R represents $\text{CH}(\text{OCH}_3)_2$ or $\text{CH}_2\text{N}[\text{CH}_2(\text{C}_6\text{H}_5)]_2$, R^1 represents COCH_3 , R^2 represents OR^6 , wherein R^6 represents COCH_3 , R^3 and R^5 are the same and represent H and R^4 represents OH,

are optionally subjected to methanolysis in the manner disclosed in C,

to obtain compounds of the formula I, wherein R represents $\text{CH}(\text{OCH}_3)_2$ or $\text{CH}_2\text{N}[\text{CH}_2(\text{C}_6\text{H}_5)]_2$, R^1 , R^3 and R^5 are the same and represent H, R^2 represents OR^6 , wherein R^6 represents COCH_3 , and R^4 represents OH;

or the compound obtained according to process A1

of the formula I, wherein R represents $\text{CH}(\text{OCH}_3)_2$, R^1 represents COCH_3 , R^2 represents OR^6 , wherein R^6 represents COCH_3 , R^3 and R^5 are the same and represent H and R^4 represents OH,

is optionally subjected to a hydrolysis of acetal in the manner disclosed in D,

and the obtained compound of the formula I, wherein R represents CHO, R^1 represents COCH_3 , R^2 represents OR^6 , wherein R^6 represents COCH_3 , R^3 and R^5 are the same and represent H and R^4 represents OH,

is optionally subjected to methanolysis in the manner disclosed in C,

to obtain the compound of the formula I, wherein R represents CHO, R¹, R³ and R⁵ are the same and represent H, R² represents OR⁶, wherein R⁶ represents COCH₃, and R⁴ represents OH.

INTERNATIONAL SEARCH REPORT

International Application No
PCT/HR 00/00018

A. CLASSIFICATION OF SUBJECT MATTER
IPC 7 C07H17/08

According to International Patent Classification (IPC) or to both national classification and IPC

B. FIELDS SEARCHED

Minimum documentation searched (classification system followed by classification symbols)
IPC 7 C07H

Documentation searched other than minimum documentation to the extent that such documents are included in the fields searched

Electronic data base consulted during the international search (name of data base and, where practical, search terms used)

CHEM ABS Data, EPO-Internal, WPI Data

C. DOCUMENTS CONSIDERED TO BE RELEVANT

Category °	Citation of document, with indication, where appropriate, of the relevant passages	Relevant to claim No.
X	GRDISA, MIRA ET AL: "Effect of a 17-member azalide on tumor cell growth" CHEMOTHERAPY (BASEL) (1998), 44(5), 331-336, 1998, XP000940917 the whole document	1
X	EP 0 410 433 A (PLIVA PHARM & CHEM WORKS) 30 January 1991 (1991-01-30) cited in the application compounds Ic, Id claim 1	1
A	EP 0 287 082 A (PLIVA PHARM & CHEM WORKS) 19 October 1988 (1988-10-19) cited in the application	

Further documents are listed in the continuation of box C.

Patent family members are listed in annex.

° Special categories of cited documents :

- "A" document defining the general state of the art which is not considered to be of particular relevance
- "E" earlier document but published on or after the international filing date
- "L" document which may throw doubts on priority claim(s) or which is cited to establish the publication date of another citation or other special reason (as specified)
- "O" document referring to an oral disclosure, use, exhibition or other means
- "P" document published prior to the international filing date but later than the priority date claimed

- "T" later document published after the international filing date or priority date and not in conflict with the application but cited to understand the principle or theory underlying the invention
- "X" document of particular relevance; the claimed invention cannot be considered novel or cannot be considered to involve an inventive step when the document is taken alone
- "Y" document of particular relevance; the claimed invention cannot be considered to involve an inventive step when the document is combined with one or more other such documents, such combination being obvious to a person skilled in the art.
- "&" document member of the same patent family

Date of the actual completion of the international search

5 October 2000

Date of mailing of the international search report

20/10/2000

Name and mailing address of the ISA

European Patent Office, P.B. 5818 Patentlaan 2
NL - 2280 HV Rijswijk
Tel. (+31-70) 340-2040, Tx. 31 651 epo nl,
Fax: (+31-70) 340-3016

Authorized officer

Bardili, W

INTERNATIONAL SEARCH REPORT

International Application No
PCT/HR 00/00018

C.(Continuation) DOCUMENTS CONSIDERED TO BE RELEVANT

Category °	Citation of document, with indication, where appropriate, of the relevant passages	Relevant to claim No.
A	EP 0 891 981 A (PLIVA PHARM & CHEM WORKS) 20 January 1999 (1999-01-20) -----	

INTERNATIONAL SEARCH REPORT

Information on patent family members

International Application No

PCT/HR 00/00018

Patent document cited in search report	Publication date	Patent family member(s)	Publication date
EP 0410433 A	30-01-1991	YU 149889 A	28-02-1991
		AT 134642 T	15-03-1996
		DE 69025505 D	04-04-1996
		DE 69025505 T	19-09-1996
		ES 2086334 T	01-07-1996
		HR 940257 A	30-06-1997
		SI 8911498 A,B	28-02-1998
EP 0287082 A	19-10-1988	YU 67487 A	31-12-1988
		AT 103289 T	15-04-1994
		BG 49826 A	14-02-1992
		CA 1325424 A	21-12-1993
		CN 88102128 A,B	21-12-1988
		CZ 8802534 A	17-06-1998
		CZ 285278 B	16-06-1999
		DD 272304 A	04-10-1989
		DE 3888563 D	28-04-1994
		ES 2053605 T	01-08-1994
		HU 46924 A,B	28-12-1988
		HU 9500625 A	29-01-1996
		JP 63313797 A	21-12-1988
		PL 271797 A	23-01-1989
		RO 104952 A	23-01-1995
		RO 113349 A	30-06-1998
		SI 8710674 A,B	31-08-1996
		SK 253488 A	10-09-1997
		SU 1708158 A	23-01-1992
		SU 1731063 A	30-04-1992
US 5023240 A	11-06-1991		
EP 0891981 A	20-01-1999	HR 970386 A	30-04-1999
		HR 980276 A	30-04-2000
		BG 102631 A	30-09-1999
		CA 2240976 A	16-01-1999
		CN 1218811 A	09-06-1999
		CZ 9802117 A	17-02-1999
		HU 9801594 A	01-02-1999
		JP 11092491 A	06-04-1999
		NO 983267 A	18-01-1999
		PL 327389 A	18-01-1999
		SK 94998 A	11-02-1999
		US 5962661 A	05-10-1999