



US00D813869S

(12) **United States Design Patent**
Hu

(10) **Patent No.:** **US D813,869 S**

(45) **Date of Patent:** **** Mar. 27, 2018**

(54) **MOUSE**

(71) Applicant: **VTIN TECHNOLOGY CO., LIMITED**, Hong Kong (HK)

(72) Inventor: **Zaihui Hu**, Shenzhen (CN)

(73) Assignee: **VTIN TECHNOLOGY CO., LIMITED**, Hong Kong (HK)

(**) Term: **15 Years**

(21) Appl. No.: **29/629,557**

(22) Filed: **Dec. 14, 2017**

(51) **LOC (11) Cl.** **14-02**

(52) **U.S. Cl.**
USPC **D14/402**

(58) **Field of Classification Search**
USPC D14/402-411, 356, 388, 389, 383-385,
D14/417, 426; 345/156-167; 463/36-38;
358/471, 473; 273/148 B
CPC G06F 3/03543; G06F 2203/0333; G06F
3/039; G06F 3/038; G06F 2203/0384
See application file for complete search history.

(56) **References Cited**

U.S. PATENT DOCUMENTS

D411,189 S *	6/1999	Liao	D14/409
D464,652 S *	10/2002	Roh	D14/402
D519,507 S *	4/2006	Sheehan	D14/402
D570,842 S *	6/2008	Chatterjee	D14/402
D590,398 S *	4/2009	Kim	D14/402
D591,747 S *	5/2009	Hu	D14/402
D595,296 S *	6/2009	Chatterjee	D14/402
D654,918 S *	2/2012	Cheng	D14/402
D657,360 S *	4/2012	Kujawski	D14/402

D663,730 S *	7/2012	Kim	D14/402
D667,009 S *	9/2012	Kujawski	D14/408
D676,849 S *	2/2013	Kujawski	D14/408
D680,113 S *	4/2013	Li	D14/409
D709,883 S *	7/2014	Moon	D14/402
D738,884 S *	9/2015	Zheng	D14/408
D762,646 S *	8/2016	Chong	D14/409
D768,633 S *	10/2016	Helwig	D14/402
D782,480 S *	3/2017	Nalbandian	D14/408
D792,882 S *	7/2017	Helwig	D14/402
D793,393 S *	8/2017	Jeong	D14/402
D807,359 S *	1/2018	Jeong	D14/408

FOREIGN PATENT DOCUMENTS

CN 303738897 7/2016

* cited by examiner

Primary Examiner — Austin Murphy
(74) *Attorney, Agent, or Firm* — JCIPRNET

(57) **CLAIM**

The ornamental design for a mouse, as shown and described.

DESCRIPTION

FIG. 1 is a perspective view of a mouse showing my new design;

FIG. 2 is a front view thereof;

FIG. 3 is a rear view thereof;

FIG. 4 is a left side view thereof;

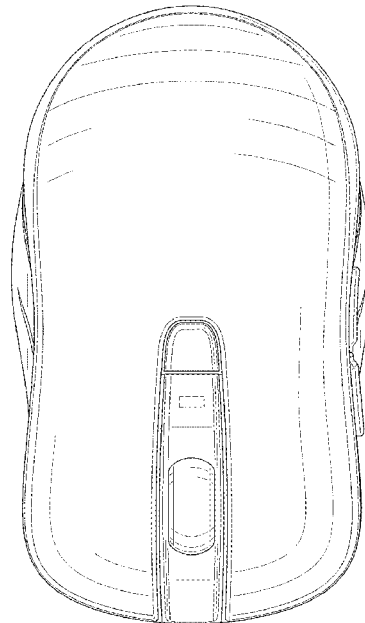
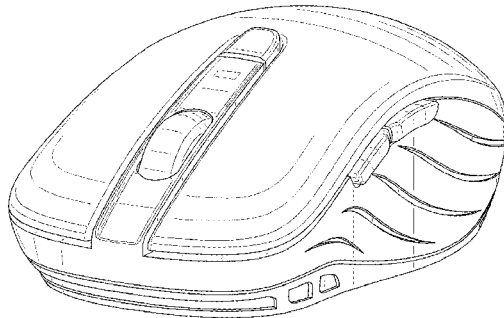
FIG. 5 is a right side view thereof;

FIG. 6 is a top view thereof; and,

FIG. 7 is a bottom view thereof.

The broken lines illustrate portions of the mouse and form no part of the claimed design.

1 Claim, 5 Drawing Sheets



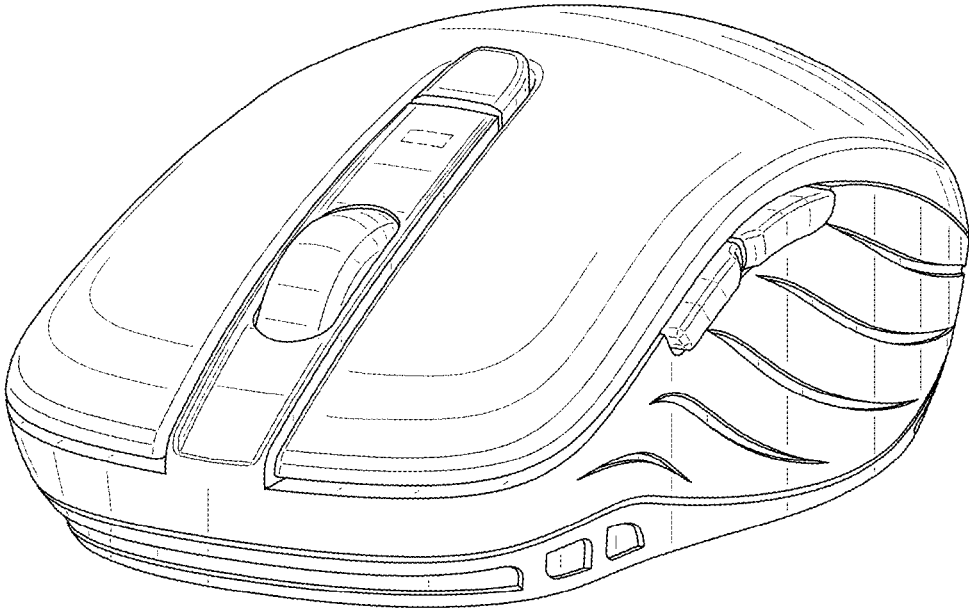


FIG. 1

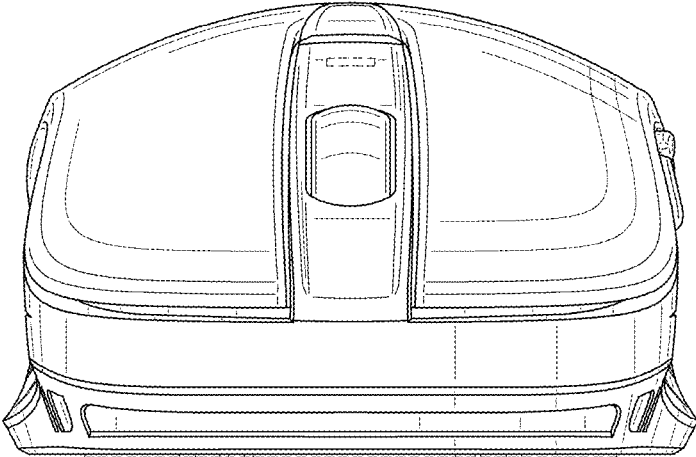


FIG. 2

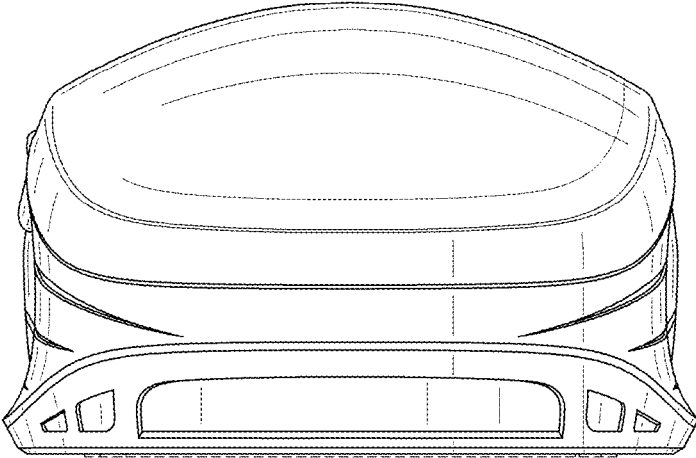


FIG. 3

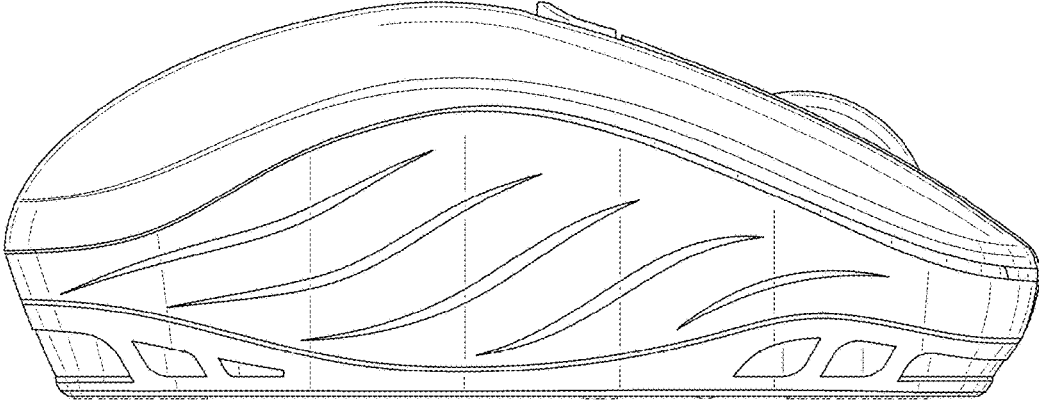


FIG. 4

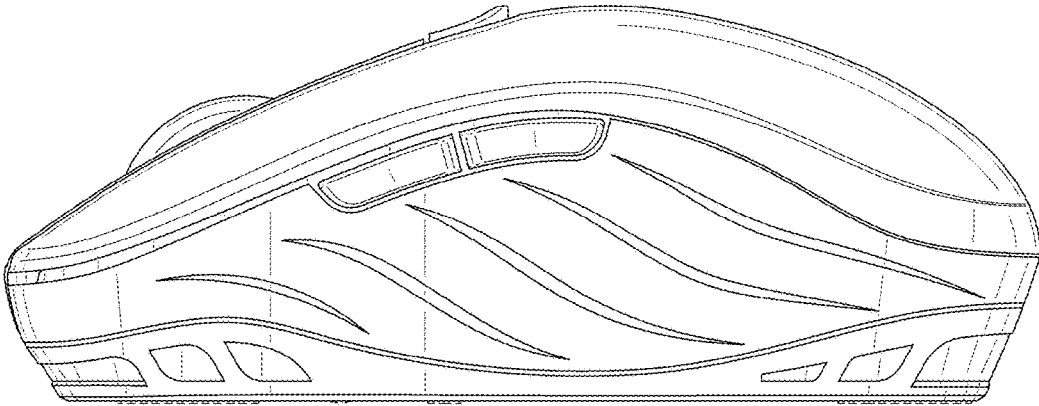


FIG. 5

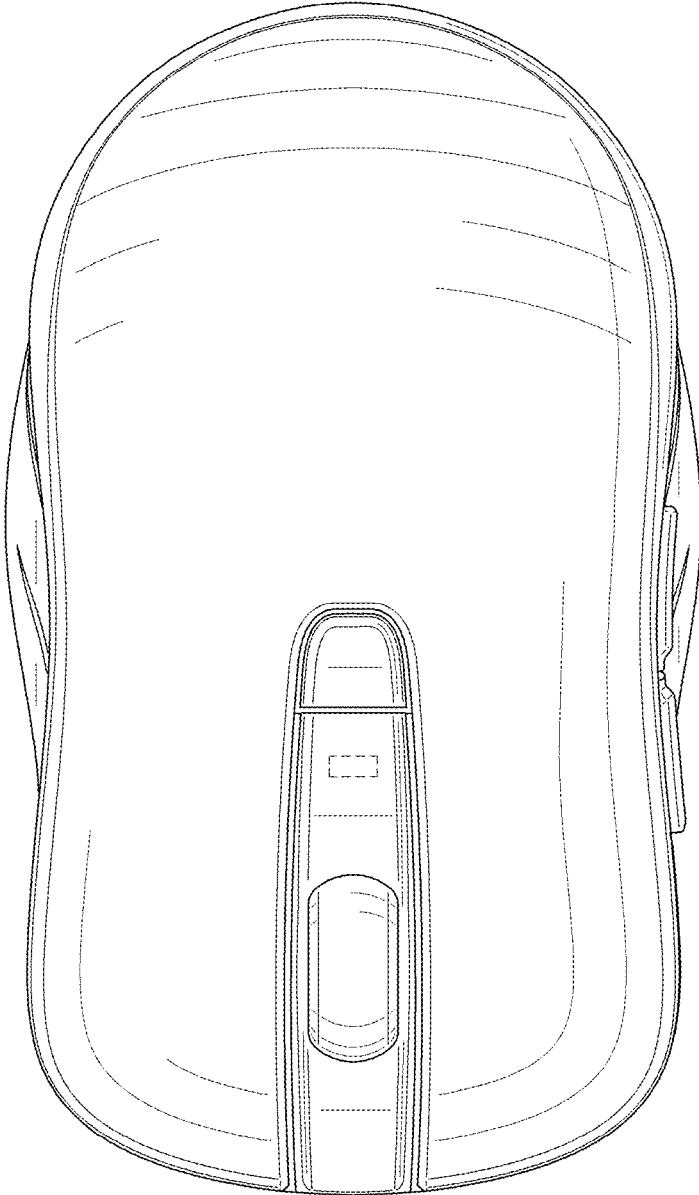


FIG. 6

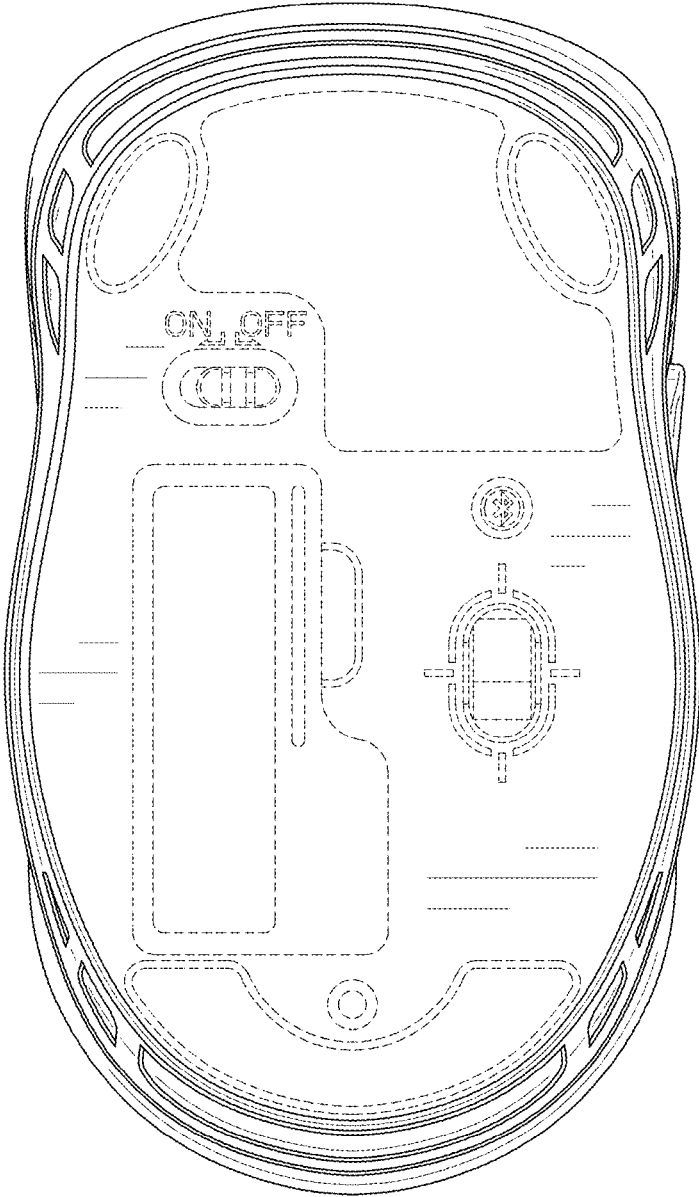


FIG. 7