



(51) International Patent Classification:

C07D 453/06 (2006.01) A61P 19/00 (2006.01)

A61K 31/439 (2006.01) A61P 37/08 (2006.01)

A61P 11/00 (2006.01)

(21) International Application Number:

PCT/EP2014/054827

(22) International Filing Date:

12 March 2014 (12.03.2014)

(25) Filing Language:

English

(26) Publication Language:

English

(30) Priority Data:

13159242.0 14 March 2013 (14.03.2013) EP

13170006.4 31 May 2013 (31.05.2013) EP

(71) Applicant: BOEHRINGER INGELHEIM INTERNATIONAL GMBH [DE/DE]; Binger Str. 173, 55216 Ingelheim am Rhein (DE).

(72) Inventors: ANDERSKEWITZ, Ralf; Boehringer Ingelheim GmbH, Corporate Patents, Binger Str. 173, 55216 Ingelheim am Rhein (DE). GRAUERT, Matthias; Boehringer Ingelheim GmbH, Corporate Patents, Binger Str. 173, 55216 Ingelheim am Rhein (DE). GRUNDL, Marc; Boehringer Ingelheim GmbH, Corporate Patents, Binger Str. 173, 55216 Ingelheim am Rhein (DE). OOST, Thorsten; Boehringer Ingelheim GmbH, Corporate Patents, Binger Str. 173, 55216 Ingelheim am Rhein (DE). PAUTSCH, Alexander; Boehringer Ingelheim GmbH, Corporate Patents, Binger Str. 173, 55216 Ingelheim am Rhein (DE). PETERS, Stefan; Boehringer Ingelheim GmbH, Corporate Patents, Binger Str. 173, 55216 Ingelheim am Rhein (DE).

(74) Agents: SIMON, Elke et al.; Boehringer Ingelheim GmbH, Corporate Patents, Binger Str. 173, 55216 Ingelheim am Rhein (DE).

(81) Designated States (unless otherwise indicated, for every kind of national protection available): AE, AG, AL, AM, AO, AT, AU, AZ, BA, BB, BG, BH, BN, BR, BW, BY, BZ, CA, CH, CL, CN, CO, CR, CU, CZ, DE, DK, DM, DO, DZ, EC, EE, EG, ES, FI, GB, GD, GE, GH, GM, GT, HN, HR, HU, ID, IL, IN, IR, IS, JP, KE, KG, KN, KP, KR, KZ, LA, LC, LK, LR, LS, LT, LU, LY, MA, MD, ME, MG, MK, MN, MW, MX, MY, MZ, NA, NG, NI, NO, NZ, OM, PA, PE, PG, PH, PL, PT, QA, RO, RS, RU, RW, SA, SC, SD, SE, SG, SK, SL, SM, ST, SV, SY, TH, TJ, TM, TN, TR, TT, TZ, UA, UG, US, UZ, VC, VN, ZA, ZM, ZW.

(84) Designated States (unless otherwise indicated, for every kind of regional protection available): ARIPO (BW, GH, GM, KE, LR, LS, MW, MZ, NA, RW, SD, SL, SZ, TZ, UG, ZM, ZW), Eurasian (AM, AZ, BY, KG, KZ, RU, TJ, TM), European (AL, AT, BE, BG, CH, CY, CZ, DE, DK, EE, ES, FI, FR, GB, GR, HR, HU, IE, IS, IT, LT, LU, LV, MC, MK, MT, NL, NO, PL, PT, RO, RS, SE, SI, SK, SM, TR), OAPI (BF, BJ, CF, CG, CI, CM, GA, GN, GQ, GW, KM, ML, MR, NE, SN, TD, TG).

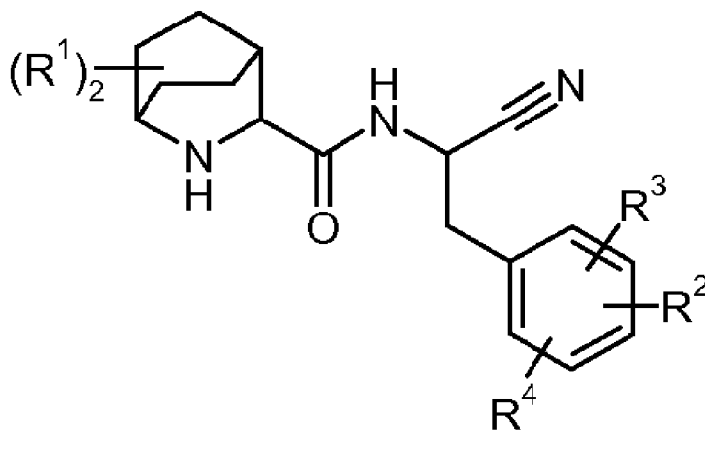
Declarations under Rule 4.17:

— as to applicant's entitlement to apply for and be granted a patent (Rule 4.17(ii))

Published:

— with international search report (Art. 21(3))

(54) Title: SUBSTITUTED 2-AZA-BICYCLO[2.2.2]OCTANE-3-CARBOXYLIC ACID (BENZYL-CYANO-METHYL)-AMIDES INHIBITORS OF CATHEPSIN C

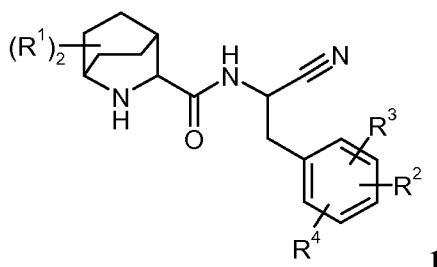


(57) Abstract: This invention relates to 2-Aza-bicyclo[2.2.2]octane-3-carboxylic acid (benzyl-cyano-methyl)-amides of formula 1 and their use as inhibitors of Cathepsin C, pharmaceutical compositions containing the same, and methods of using the same as agents for treatment and/or prevention of diseases connected with dipeptidyl peptidase I activity, e.g. asthma and allergic diseases, gastrointestinal inflammatory diseases, eosinophilic diseases, chronic obstructive pulmonary disease, infection by pathogenic microbes, rheumatoid arthritis or atherosclerosis.

SUBSTITUTED 2-AZA-BICYCLO[2.2.2]OCTANE-3-CARBOXYLIC ACID (BENZYL-CYANO-METHYL)-AMIDES INHIBITORS OF CATHEPSIN C

5 FIELD OF INVENTION

This invention relates to 2-Aza-bicyclo[2.2.2]octane-3-carboxylic acid (benzyl-cyano-methyl)-amides of formula **1**



10

and their use as inhibitors of Cathepsin C, pharmaceutical compositions containing the same, and methods of using the same as agents for treatment and/or prevention of diseases connected with dipeptidyl peptidase I activity, e.g. respiratory diseases.

15 BACKGROUND INFORMATION

- WO2004110988 discloses peptidyl nitrile inhibitors as dipeptidyl-peptidase I (DPPI) inhibitors for the treatment of a series of diseases.
 - WO2009074829 and WO2010142985 also disclose peptidyl nitrile inhibitors as
- 20 dipeptidyl-peptidase I (DPPI) inhibitors for the treatment asthma, COPD or allergic rhinitis.

BRIEF SUMMARY OF THE INVENTION

Dipeptidyl-aminopeptidase I (DPPI or Cathepsin C; EC3.4.141), is a lysosomal cysteine protease capable of removing dipeptides from the amino terminus of protein substrates. DPPI was first

25 discovered by Gutman and Fruton in 1948 (J. Biol. Chem 174: 851-858, 1948). The cDNA of the human enzyme has been described in 1995 (Paris et al.; FEBS Lett 369: 326-330, 1995). The DPPI protein is processed into a mature proteolytically active enzyme consisting of a heavy chain, a light chain, and a propeptide that remains associated with the active enzyme (Wolters et al.; J. Biol.

30 Chem. 273: 15514-15520, 1998). Whereas the other cysteine Cathepsins (e.g. B, H, K, L and S) are

monomers, DPPI is a 200-kD tetramer with 4 identical subunits, each composed of the 3 different polypeptide chains. DPPI is constitutively expressed in many tissues with highest levels in lung, kidney, liver and spleen (Kominami et al.; Biol. Chem. Hoppe Seyler 373: 367-373, 1992).

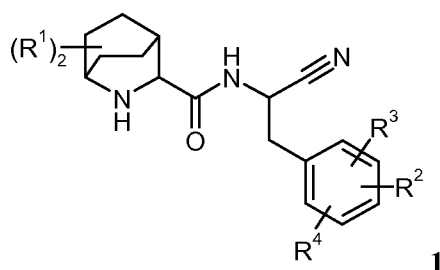
Consistent with its role in the activation of serine proteases from hematopoietic cells, DPPI is also relatively highly expressed in neutrophils, cytotoxic lymphocytes, natural killer cells, alveolar macrophages and mast cells. Recent data from DPPI deficient mice suggest that, besides being an important enzyme in lysosomal protein degradation, DPPI also functions as the key enzyme in the activation of granule serine proteases in cytotoxic T lymphocytes and natural killer cells (granzymes A and B; Pham et al.; Proc. Nat. Acad. Sci 96: 8627-8632, 1999), mast cells (chymase and tryptase; Wolter et al.; J Biol. Chem. 276: 18551-18556, 2001), and neutrophils (Cathepsin G, elastase and proteinase 3; Adkison et al.; J Clin. Invest. 109: 363.371, 2002). Once activated, these proteases are capable of degrading various extracellular matrix components, which can lead to tissue damage and chronic inflammation.

Thus, inhibitors of Cathepsin C could potentially be useful therapeutics for the treatment of neutrophil-dominated inflammatory diseases such as chronic obstructive pulmonary disease (COPD), pulmonary emphysema, asthma, multiple sclerosis, and cystic fibrosis (Guay et al.; Curr. Topics Med. Chem. 10: 708-716, 2010; Laine and Busch-Petersen; Expert Opin. Ther. Patents 20: 497-506, 2010). Rheumatoid arthritis is also another chronic inflammatory disease where DPPI appears to play a role. Neutrophils are recruited to the site of joint inflammation and release Cathepsin G, elastase and proteinase 3, proteases which are believed to be responsible for cartilage destruction associated with rheumatoid arthritis. Indeed, DPPI deficient mice were protected against acute arthritis induced by passive transfer of monoclonal antibodies against type II collagen (Adkison et al.; J Clin. Invest. 109: 363.371, 2002).

In light of the role DPPI plays in activating certain pro-inflammatory serine proteases, it seems desirable to prepare compounds that inhibit its activity, which thereby inhibit downstream serine protease activity. It has been surprisingly found that the bicyclic compounds of the present invention possess potent Cathepsin C activity, high selectivity against other Cathepsins, e.g. Cathepsin K, and in general desirable pharmacokinetic properties.

DETAILED DESCRIPTION OF THE INVENTION

A compound of formula **1**



wherein

R^1 is independently selected from among H, C_{1-6} -alkyl-, halogen, HO-, C_{1-6} -alkyl-O-, H_2N -,
 5 C_{1-6} -alkyl-HN- and $(C_{1-6}\text{-alkyl})_2N$ -, C_{1-6} -alkyl-C(O)HN-;

or two R^1 are together C_{1-4} -alkylene;

- R^2 is selected from among
- 10 • $R^{2.1}$;
 - aryl-; optionally substituted with one, two or three residues independently selected from $R^{2.1}$; optionally substituted with one $R^{2.3}$;
 - C_{5-10} -heteroaryl-; containing one, two, three or four heteroatoms independently selected from among S, S(O), S(O)₂, O and N, wherein carbon atoms of the ring are optionally and independently from each other substituted with one, two or three $R^{2.1}$; wherein
 15 nitrogen atoms of the ring are optionally and independently from each other substituted with one, two or three $R^{2.2}$; wherein a carbon atom of the ring is optionally substituted with one $R^{2.3}$; a nitrogen atom of the ring is optionally substituted with one $R^{2.4}$; and
 - C_{5-10} -heterocyclyl-; containing one, two, three or four heteroatoms independently
 20 selected from among S, S(O), S(O)₂, O and N, wherein the ring is fully or partially saturated, wherein carbon atoms of the ring are optionally and independently from each other substituted with one, two or three or four $R^{2.1}$; wherein nitrogen atoms of the ring are optionally and independently from each other substituted with one, two or three $R^{2.2}$; wherein a carbon atom of the ring is optionally substituted with one $R^{2.3}$ or one
 25 $R^{2.5}$; a nitrogen atom of the ring is optionally substituted with one $R^{2.4}$ or
 - R^2 and R^4 are together with two adjacent carbon atoms of the phenyl ring a 5- or 6-membered aryl or heteroaryl, containing one, two or three heteroatoms independently selected from among S, S(O), S(O)₂, O and N, wherein carbon atoms of the ring are optionally and independently from each other substituted with one, two or three $R^{2.1}$;

wherein nitrogen atoms of the ring are optionally and independently from each other substituted with one, two or three $R^{2.2}$;

$R^{2.1}$ is independently selected from among H, halogen, NC-, O=, HO-, H-A-,
 5 H-A-C₁₋₆-alkylene-, $R^{2.1.1}$ -A-, C₁₋₆-alkyl-A-, C₃₋₈-cycloalkyl-A-, C₁₋₆-haloalkyl-A-,
 $R^{2.1.1}$ -C₁₋₆-alkylene-A-, C₁₋₆-alkyl-A-C₁₋₆-alkylene-,
 C₃₋₈-cycloalkyl-A-C₁₋₆-alkylene-, C₁₋₆-haloalkyl-A-C₁₋₆-alkylene-,
 $R^{2.1.1}$ -C₁₋₆-alkylene-A-C₁₋₆-alkylene-, $R^{2.1.1}$ -A-C₁₋₆-alkylene-, HO-C₁₋₆-alkylene-A-,
 HO-C₁₋₆-alkylene-A-C₁₋₆-alkylene-, C₁₋₆-alkyl-O-C₁₋₆-alkylene-A- and
 10 C₁₋₆-alkyl-O-C₁₋₆-alkylene-A-C₁₋₆-alkylene-

$R^{2.1.1}$ is independently selected from among

- aryl-; optionally substituted independently from each other with one,
 two or three $R^{2.1.1.1}$;
- 15 • C₅₋₁₀-heteroaryl-; containing one, two, three or four heteroatoms
 independently selected from among S, S(O), S(O)₂, O and N, wherein
 carbon atoms of the ring are optionally and independently from each
 other substituted with one, two or three $R^{2.1.1.1}$; wherein nitrogen atoms
 of the ring are optionally and independently from each other
 20 substituted with one, two or three $R^{2.1.1.2}$; and
- C₅₋₁₀-heterocyclyl-; containing one, two, three or four heteroatoms
 independently selected from among S, S(O), S(O)₂, O and N, wherein
 the ring is fully or partially saturated, wherein carbon atoms of the ring
 are optionally and independently from each other substituted with one,
 25 two or three or four $R^{2.1.1.1}$; wherein nitrogen atoms of the ring are
 optionally and independently from each other substituted with one, two
 or three $R^{2.1.1.2}$;

$R^{2.1.1.1}$ is independently selected from among halogen, HO-, O=,
 30 C₁₋₆-alkyl-, C₁₋₆-alkyl-O-, C₁₋₆-haloalkyl-, C₁₋₆-haloalkyl-O- and
 C₃₋₈-cycloalkyl-;

$R^{2.1.1.2}$ is independently selected from among O=, C₁₋₆-alkyl-,
 C₁₋₆-haloalkyl-, C₃₋₈-cycloalkyl-, C₁₋₆-alkyl-O-C₁₋₆-alkyl-, H(O)C-,

C₁₋₆-alkyl-(O)C-, tetrahydrofuranylmethyl-- and
tetrahydropyranylmethyl-;

5 R^{2.2} is independently selected from among H-A-C₁₋₆-alkylene-, C₃₋₈-cycloalkyl-,
C₁₋₆-alkyl-A-C₁₋₆-alkylene-, C₃₋₈-cycloalkyl-A-C₁₋₆-alkylene-,
C₁₋₆-haloalkyl-A-C₁₋₆-alkylene-, R^{2.1.1}-A-C₁₋₆-alkylene-, C₁₋₆-alkyl-S(O)₂-,
C₁₋₆-alkyl-C(O)- - and R^{2.1.1}-A-;

10 R^{2.3} and R⁴ are together selected from
among -O-, -S-, -N(R^{2.3.1})-, -C(O)N(R^{2.3.1})-, -N(R^{2.3.1})C(O)-, -S(O)₂N(R^{2.3.1})-, -N(R^{2.3.1})S(O)
)₂-, -C(O)O-, -OC(O)-, -C(O)-, -S(O)-, -S(O)₂-, R^{2.3},
R^{2.3}, -C(R^{2.3.2})=C(R^{2.3.2})-, -C=N-, -N=C-, -C(R^{2.3.2})₂-O-, -O-C(R^{2.3.2})₂-, -C(R^{2.3.2})₂N(R^{2.3.1})-, -
N(R^{2.3.1})C(R^{2.3.2})₂-- and -C₁₋₄-alkylene-;

15 R^{2.3.1} is independently selected from among H, C₁₋₆-alkyl-, C₁₋₆-haloalkyl-;
C₃₋₈-cycloalkyl-, HO-C₁₋₄-alkylene-, (C₁₋₄-alkyl)-O-C₁₋₄-alkylene-,
H₂N-C₁₋₄-alkylene-, (C₁₋₄-alkyl)HN-C₁₋₄-alkylene-- and
(C₁₋₄-alkyl)₂N-C₁₋₄-alkylene-;

20 R^{2.3.2} is independently selected from among H, C₁₋₆-alkyl-, C₁₋₆-haloalkyl-;
C₃₋₈-cycloalkyl-, HO-C₁₋₄-alkylene-, (C₁₋₄-alkyl)-O-C₁₋₄-alkylene-,
H₂N-C₁₋₄-alkylene-, (C₁₋₄-alkyl)HN-C₁₋₄-alkylene-- and
(C₁₋₄-alkyl)₂N-C₁₋₄-alkylene-;

25 R^{2.4} and R⁴ are together selected from
among -N(R^{2.4.1})-, -C(O)N(R^{2.4.1})-, -N(R^{2.4.1})C(O)-, -S(O)₂N(R^{2.4.1})-, -N(R^{2.4.1})S(O)₂-, -C(O)
-, -S(O)-, -S(O)₂-, -C(R^{2.4.2})=C(R^{2.4.2})-, -C=N-, -N=C-, -C(R^{2.4.2})₂N(R^{2.4.1})-, -N(R^{2.4.1})C(R^{2.4}
)₂-- and -C₁₋₄-alkylene-; and

30 R^{2.4.1} is independently selected from among H, C₁₋₆-alkyl-, C₁₋₆-haloalkyl-;
C₃₋₈-cycloalkyl-, HO-C₁₋₄-alkylene-, (C₁₋₄-alkyl)-O-C₁₋₄-alkylene-,
H₂N-C₁₋₄-alkylene-, (C₁₋₄-alkyl)HN-C₁₋₄-alkylene-- and
(C₁₋₄-alkyl)₂N-C₁₋₄-alkylene-;

$R^{2.4.2}$ is independently selected from among H, C_{1-6} -alkyl-, C_{1-6} -haloalkyl-, C_{3-8} -cycloalkyl-, $HO-C_{1-4}$ -alkylene-, $(C_{1-4}$ -alkyl)-O- C_{1-4} -alkylene-, H_2N-C_{1-4} -alkylene-, $(C_{1-4}$ -alkyl)HN- C_{1-4} -alkylene-- and $(C_{1-4}$ -alkyl) $_2$ N- C_{1-4} -alkylene-;

5

$R^{2.5}$ and R^4 are together selected from among - $C(R^{2.5.1})=$, $=C(R^{2.5.1})-$ and -N=; and

$R^{2.5.1}$ is independently selected from among H, C_{1-6} -alkyl-, C_{1-6} -haloalkyl-, C_{3-8} -cycloalkyl-, $HO-C_{1-4}$ -alkylene-, $(C_{1-4}$ -alkyl)-O- C_{1-4} -alkylene-, H_2N-C_{1-4} -alkylene-, $(C_{1-4}$ -alkyl)HN- C_{1-4} -alkylene-- and $(C_{1-4}$ -alkyl) $_2$ N- C_{1-4} -alkylene-;

10

R^3 is H or F;

R^4 is independently selected from among H, F, Cl, phenyl- H_2C -O-, HO-, C_{1-6} -alkyl-, C_{1-6} -haloalkyl-, C_{3-8} -cycloalkyl-, C_{1-6} -alkyl-O-, C_{1-6} -haloalkyl-O-, C_{1-6} -alkyl-HN-, $(C_{1-6}$ -alkyl) $_2$ -HN-, C_{1-6} -alkyl-HN- C_{1-4} -alkylene-, $(C_{1-6}$ -alkyl) $_2$ -HN- C_{1-4} -alkylene-; preferably F, Cl, phenyl- H_2C -O-, HO-, C_{1-6} -alkyl-, C_{1-6} -haloalkyl-, C_{3-8} -cycloalkyl-, C_{1-6} -alkyl-O-, C_{1-6} -haloalkyl-O-, C_{1-6} -alkyl-HN-, $(C_{1-6}$ -alkyl) $_2$ -HN-, C_{1-6} -alkyl-HN- C_{1-4} -alkylene-- and $(C_{1-6}$ -alkyl) $_2$ -HN- C_{1-4} -alkylene-;

15

20 A is a bond or independently selected from among -O-, -S-, - $N(R^5)$ -, - $C(O)N(R^5)$ -, - $N(R^5)C(O)$ -, - $S(O)_2N(R^5)$ -, - $N(R^5)S(O)_2$ -, - $S(O)(=NR^5)-N(R^5)$ -, - $N(R^5)(NR^5=)$ $S(O)$ -, - $S(=NR^5)_2-N(R^5)$ -, - $N(R^5)(NR^5=)_2S$ -, - $C(R^5)=C(R^5)$ -, - $C\equiv C$ -, - $C(O)O$ -, - $OC(O)$ -, - $C(O)$ -, - $S(O)$ -, - $S(O)_2$ -, - $S(=NR^5)$ -, - $S(O)(=NR^5)$ -, - $S(=NR^5)_2$ -, - $(R^5)(OS=N)$ -, - $(R^5N=)(O)S$ -- and - $N=(O)(R^5)S$ -;

25

R^5 is independently selected from among H, C_{1-6} -alkyl-- and NC-;

or a salt thereof.

30

PREFERRED EMBODIMENTS

Preferred are the above compounds of formula **1**, wherein R^1 is $R^{1.a}$ and $R^{1.a}$ is independently selected from among H, C_{1-4} -alkyl-, F- and HO-.

35

Preferred are the above compounds of formula **1**, wherein R^1 is $R^{1.b}$ and $R^{1.b}$ is H.

Preferred are the above compounds of formula **1**, wherein R^1 is $R^{1.c}$ and two $R^{1.c}$ are together $-CH_2-$.

5

Preferred are the above compounds of formula **1**, wherein R^2 is $R^{2.a}$ and $R^{2.a}$ is $R^{2.1}$.

Preferred are the above compounds of formula **1**, wherein R^2 is $R^{2.b}$ and $R^{2.b}$ is $R^{2.1.a}$.

10 Preferred are the above compounds of formula **1**, wherein R^2 is $R^{2.c}$ and $R^{2.c}$ is aryl; optionally substituted with one, two or three residues independently selected from $R^{2.1}$; optionally substituted with one $R^{2.3}$.

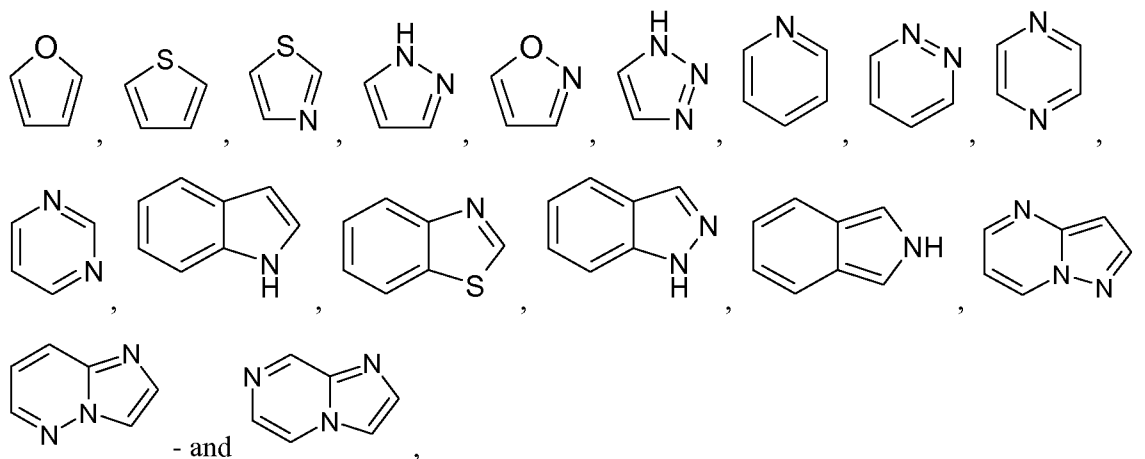
Preferred are the above compounds of formula **1**, wherein R^2 is $R^{2.d}$ and $R^{2.d}$ is phenyl; optionally
15 substituted with one, two or three residues independently selected from $R^{2.1}$; optionally substituted with one $R^{2.3}$.

Preferred are the above compounds of formula **1**, wherein R^2 is $R^{2.e}$ and $R^{2.e}$ is $C_{5 \text{ or } 6}$ -heteroaryl-,
containing one, two, three or four heteroatoms independently selected from among S, S(O), S(O)₂,
20 O and N, wherein carbon atoms of the ring are optionally and independently from each other substituted with one, two or three $R^{2.1}$; wherein nitrogen atoms of the ring are optionally and independently from each other substituted with one, two or three $R^{2.2}$; wherein a carbon atom of the ring is optionally substituted with one $R^{2.3}$; a nitrogen atom of the ring is optionally substituted with one $R^{2.4}$.

25

Preferred are the above compounds of formula **1**, wherein R^2 is $R^{2.f}$ and $R^{2.f}$ is bicyclic
 C_{7-10} -heteroaryl-, each containing one, two, three or four heteroatoms independently selected from
among S, S(O), S(O)₂, O and N, wherein carbon atoms of the ring are optionally and independently
from each other substituted with one, two or three $R^{2.1}$; wherein nitrogen atoms of the ring are
30 optionally and independently from each other substituted with one, two or three $R^{2.2}$; wherein a
carbon atom of the ring is optionally substituted with one $R^{2.3}$; a nitrogen atom of the ring is
optionally substituted with one $R^{2.4}$.

Preferred are the above compounds of formula **1**, wherein R^2 is $R^{2.g}$ and $R^{2.g}$ is selected from among

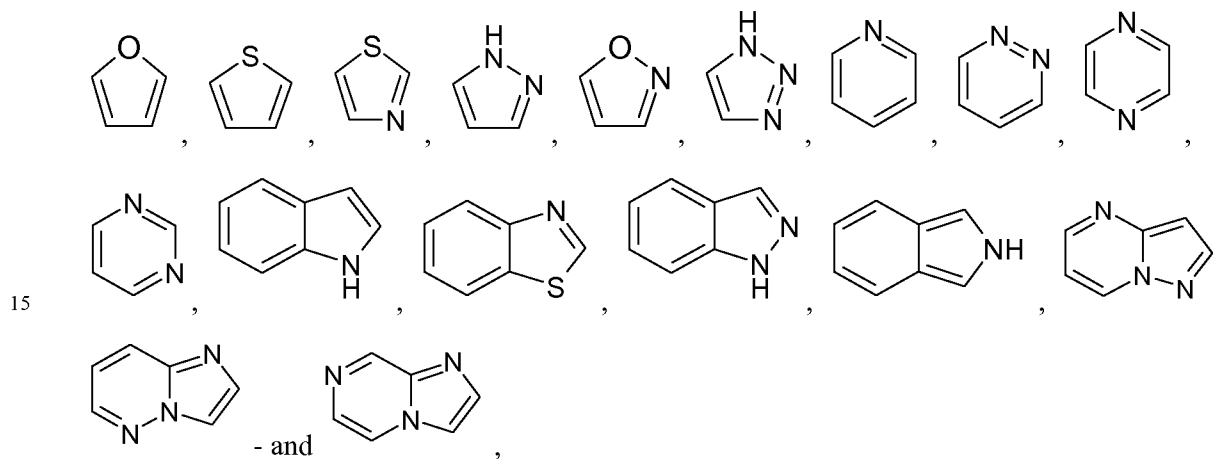


wherein carbon atoms of the ring are optionally and independently from each other substituted with one, two or three $R^{2.1}$; wherein possibly available nitrogen atoms of the ring are optionally and independently from each other substituted with $R^{2.2}$; wherein a carbon atom of the ring is optionally substituted with one $R^{2.3}$; a nitrogen atom of the ring is optionally substituted with one $R^{2.4}$.

10

Preferred are the above compounds of formula **1**, wherein

R^2 is $R^{2.g}$ and $R^{2.g}$ is selected from among



wherein carbon atoms of the ring are optionally and independently from each other substituted with one, two or three $R^{2.1}$; wherein possibly available nitrogen atoms of the ring are optionally and independently from each other substituted with $R^{2.2}$; and

20

R^{2.1} is R^{2.1.a} and R^{2.1.a} is selected from among H, halogen, NC-, O=, HO-, H-A-,
 H-A-C₁₋₄-alkylene-, R^{2.1.1}-A-, C₁₋₄-alkyl-A-, C₃₋₆-cycloalkyl-A-, C₁₋₄-haloalkyl-A-,
 R^{2.1.1}-C₁₋₄-alkylene-A-, C₁₋₄-alkyl-A-C₁₋₄-alkylene-, C₃₋₆-cycloalkyl-A-C₁₋₄-alkylene-,
 C₁₋₄-haloalkyl-A-C₁₋₄-alkylene-, R^{2.1.1}-C₁₋₄-alkylene-A-C₁₋₄-alkylene-,
 5 R^{2.1.1}-A-C₁₋₄-alkylene-, HO-C₁₋₄-alkylene-A-, HO-C₁₋₄-alkylene-A-C₁₋₄-alkylene-,
 C₁₋₄-alkyl-O-C₁₋₄-alkylene-A-- and C₁₋₄-alkyl-O-C₁₋₄-alkylene-A-C₁₋₄-alkylene-; and

R^{2.1.1} is R^{2.1.1.a} and R^{2.1.1.a} is selected from among

- aryl-, optionally substituted independently from each other with one, two or three
 10 residues independently selected from R^{2.1.1.1};
- C₅₋₁₀-heteroaryl-, containing one, two, three or four heteroatoms selected independently
 from S, S(O), S(O)₂, O and N, wherein carbon atoms of the ring are optionally and
 independently from each other substituted with one, two or three R^{2.1.1.1}; wherein
 nitrogen atoms of the ring are optionally and independently from each other substituted
 15 with one, two or three R^{2.1.1.2};
- C₅₋₁₀-heterocyclyl-, containing one, two, three or four heteroatoms selected
 independently from S, S(O), S(O)₂, O and N and the ring is fully or partially saturated,
 wherein carbon atoms of the ring are optionally and independently from each other
 substituted with one, two or three R^{2.1.1.1}; wherein nitrogen atoms of the ring are
 20 optionally and independently from each other substituted with one, two or three R^{2.1.1.2};
 and

R^{2.1.1.1} is independently selected from among halogen, HO-, O=, C₁₋₄-alkyl-, C₁₋₄-alkyl-O-,
 C₁₋₄-haloalkyl-- and C₁₋₄-haloalkyl-O-, C₃₋₆-cycloalkyl-; and
 25 R^{2.1.1.2} is independently selected from among O=, C₁₋₄-alkyl-, C₁₋₄-haloalkyl-, C₃₋₆-
 cycloalkyl-, C₁₋₄-alkyl-O-C₁₋₄-alkyl-, H(O)C-, C₁₋₄-alkyl(O)C-,
 tetrahydrofuranylmethyl-- and tetrahydropyranylmethyl; and

R^{2.2} is R^{2.2.a} and R^{2.2.a} is independently selected from among H-A-C₁₋₄-alkylene-, C₃₋₆-cycloalkyl-,
 30 C₁₋₄-alkyl-A-C₁₋₄-alkylene-, C₃₋₆-cycloalkyl-A-C₁₋₄-alkylene-, C₁₋₄-haloalkyl-A-C₁₋₄-alkylene-,
 R^{2.1.1}-A-C₁₋₄-alkylene-, C₁₋₄-alkyl-S(O)₂-, C₁₋₄-alkyl-C(O)- - and R^{2.1.1}-A-.

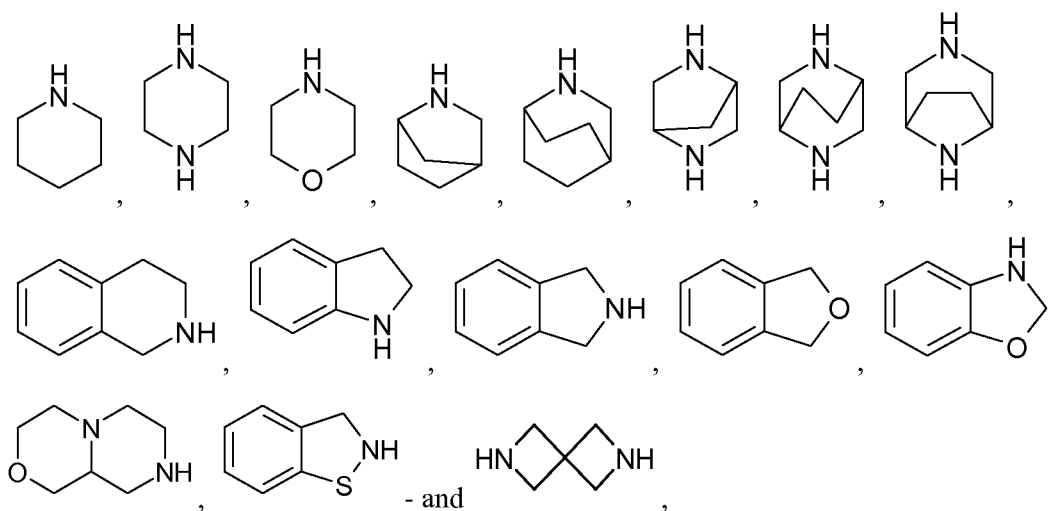
Preferred are the above compounds of formula **1**, wherein R² is R^{2.h} and R^{2.h} is selected from
 35 among pyrazole, thiophene- and furane, wherein carbon atoms of the ring are optionally and

independently from each other substituted with one, two or three $R^{2.1}$; wherein possibly available nitrogen atoms of the ring are optionally and independently from each other substituted with $R^{2.2}$; wherein a carbon atom of the ring is optionally substituted with one $R^{2.3}$; a nitrogen atom of the ring is optionally substituted with one $R^{2.4}$.

5

Preferred are the above compounds of formula **1**, wherein R^2 is $R^{2.i}$ and $R^{2.i}$ is selected from among C_6 -heterocyclyl- and C_{7-10} -heterocyclyl-, each containing one, two, three or four heteroatoms independently selected from among S, O and N and the ring is fully or partially saturated, wherein carbon atoms of the ring are optionally and independently from each other substituted with one, two or three $R^{2.1}$; wherein nitrogen atoms of the ring are optionally and independently from each other substituted with one, two or three $R^{2.2}$; wherein a carbon atom of the ring is optionally substituted with one $R^{2.3}$ or one $R^{2.5}$; a nitrogen atom of the ring is optionally substituted with one $R^{2.4}$.

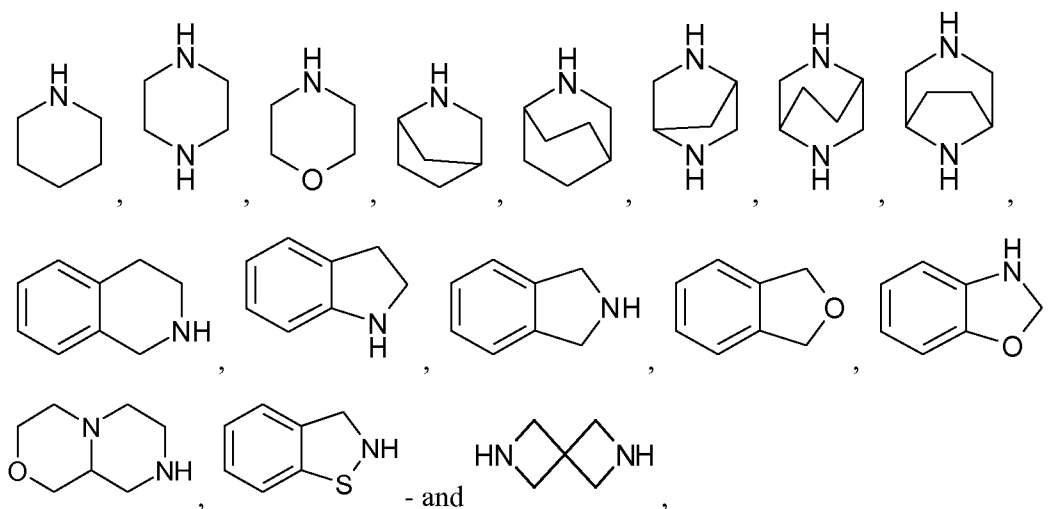
15 Preferred are the above compounds of formula **1**, wherein R^2 is $R^{2.j}$ and $R^{2.j}$ is selected from among



20 wherein carbon atoms of the ring are optionally and independently from each other substituted with one, two or three $R^{2.1}$; wherein possibly available nitrogen atoms of the ring are optionally and independently from each other substituted with $R^{2.2}$; wherein a carbon atom of the ring is optionally substituted with one $R^{2.3}$ or one $R^{2.5}$; a nitrogen atom of the ring is optionally substituted with one $R^{2.4}$.

25

Preferred are the above compounds of formula **1**, wherein R^2 is $R^{2.j}$ and $R^{2.j}$ is selected from among



- 5 wherein carbon atoms of the ring are optionally and independently from each other substituted with one, two or three $R^{2.1}$; wherein possibly available nitrogen atoms of the ring are optionally and independently from each other substituted with $R^{2.2}$; and

$R^{2.1}$ is $R^{2.1.a}$ and $R^{2.1.a}$ is selected from among H, halogen, NC-, O=, HO-, H-A-,
 10 H-A- C_{1-4} -alkylene-, $R^{2.1.1}$ -A-, C_{1-4} -alkyl-A-, C_{3-6} -cycloalkyl-A-, C_{1-4} -haloalkyl-A-,
 $R^{2.1.1}$ - C_{1-4} -alkylene-A-, C_{1-4} -alkyl-A- C_{1-4} -alkylene-, C_{3-6} -cycloalkyl-A- C_{1-4} -alkylene-,
 C_{1-4} -haloalkyl-A- C_{1-4} -alkylene-, $R^{2.1.1}$ - C_{1-4} -alkylene-A- C_{1-4} -alkylene-,
 $R^{2.1.1}$ -A- C_{1-4} -alkylene-, HO- C_{1-4} -alkylene-A-, HO- C_{1-4} -alkylene-A- C_{1-4} -alkylene-,
 C_{1-4} -alkyl-O- C_{1-4} -alkylene-A- and C_{1-4} -alkyl-O- C_{1-4} -alkylene-A- C_{1-4} -alkylene-; and

15

$R^{2.1.1}$ is $R^{2.1.1.a}$ and $R^{2.1.1.a}$ is selected from among

- aryl-, optionally substituted independently from each other with one, two or three residues independently selected from $R^{2.1.1.1}$;
- C_{5-10} -heteroaryl-, containing one, two, three or four heteroatoms selected independently
 20 from S, S(O), S(O)₂, O and N, wherein carbon atoms of the ring are optionally and independently from each other substituted with one, two or three $R^{2.1.1.1}$; wherein nitrogen atoms of the ring are optionally and independently from each other substituted with one, two or three $R^{2.1.1.2}$; - and
- C_{5-10} -heterocyclyl-, containing one, two, three or four heteroatoms selected
 25 independently from S, S(O), S(O)₂, O and N and the ring is fully or partially saturated, wherein carbon atoms of the ring are optionally and independently from each other substituted with one, two or three $R^{2.1.1.1}$; wherein nitrogen atoms of the ring are

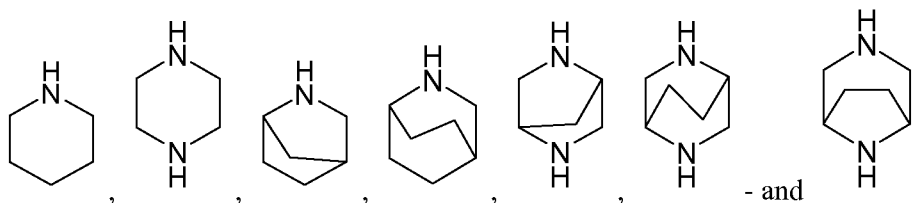
optionally and independently from each other substituted with one, two or three $R^{2.1.1.2}$;
and

$R^{2.1.1.1}$ is independently selected from among halogen, HO-, O=, C_{1-4} -alkyl-, C_{1-4} -alkyl-O-,
5 C_{1-4} -haloalkyl-, C_{1-4} -haloalkyl-O- and C_{3-6} -cycloalkyl-; and

$R^{2.1.1.2}$ is independently selected from among O=, C_{1-4} -alkyl-, C_{1-4} -haloalkyl-, C_{3-6} -cycloalkyl-, C_{1-4} -alkyl-O- C_{1-4} -alkyl-, H(O)C-, C_{1-4} -alkyl(O)C-,
tetrahydrofuranylmethyl- and tetrahydropyranylmethyl; and

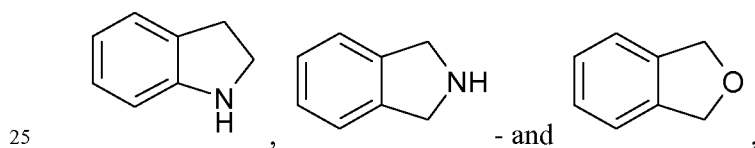
10 $R^{2.2}$ is $R^{2.2.a}$ and $R^{2.2.a}$ is independently selected from among H-A- C_{1-4} -alkylene-, C_{3-6} -cycloalkyl-,
 C_{1-4} -alkyl-A- C_{1-4} -alkylene-, C_{3-6} -cycloalkyl-A- C_{1-4} -alkylene-, C_{1-4} -haloalkyl-A- C_{1-4} -alkylene-,
 $R^{2.1.1}$ -A- C_{1-4} -alkylene-, C_{1-4} -alkyl-S(O)₂-, C_{1-4} -alkyl-C(O)- and $R^{2.1.1}$ -A-.

Preferred are the above compounds of formula 1, wherein R^2 is $R^{2.k}$ and $R^{2.k}$ is selected from
15 among



wherein carbon atoms of the ring are optionally and independently from each other substituted with
one, two or three $R^{2.1}$; wherein possibly available nitrogen atoms of the ring are optionally and
20 independently from each other substituted with $R^{2.2}$; wherein a carbon atom of the ring is optionally
substituted with one $R^{2.3}$ or one $R^{2.5}$; a nitrogen atom of the ring is optionally substituted with one
 $R^{2.4}$.

Preferred are the above compounds of formula 1, wherein R^2 is $R^{2.1}$ and $R^{2.1}$ is selected from among



wherein carbon atoms of the ring are optionally and independently from each other substituted with
one, two, three or four $R^{2.1}$; wherein possibly available nitrogen atoms of the ring are optionally and
independently from each other substituted with $R^{2.2}$; wherein a carbon atom of the ring is optionally

substituted with one $R^{2.3}$ or one $R^{2.5}$; a nitrogen atom of the ring is optionally substituted with one $R^{2.4}$.

Preferred are the above compounds of formula **1**, wherein R^2 is $R^{2.m}$ and $R^{2.m}$ is together with R^4 and two adjacent carbon atoms of the phenyl ring a 5- or 6-membered aryl or heteroaryl, containing one, two or three heteroatoms independently selected from among S, S(O), S(O)₂, O and N, preferably pyrazole- and naphthene, wherein carbon atoms of the ring are optionally and independently from each other substituted with one, two or three $R^{2.1}$, wherein possibly available nitrogen atoms of the ring are optionally and independently from each other substituted with one, two or three $R^{2.2}$.

Preferred are the above compounds of formula **1**, wherein R^2 is $R^{2.m}$ and $R^{2.m}$ is together with R^4 and two adjacent carbon atoms of the phenyl ring a 5- or 6-membered aryl or heteroaryl, containing one, two or three heteroatoms independently selected from among S, S(O), S(O)₂, O and N, wherein carbon atoms of the ring are optionally and independently from each other substituted with one, two or three $R^{2.1}$, wherein possibly available nitrogen atoms of the ring are optionally and independently from each other substituted with one, two or three $R^{2.2}$; and

$R^{2.1}$ is $R^{2.1.a}$ and $R^{2.1.a}$ is selected from among H, halogen, NC-, O=, HO-, H-A-, H-A-C₁₋₄-alkylene-, $R^{2.1.1}$ -A-, C₁₋₄-alkyl-A-, C₃₋₆-cycloalkyl-A-, C₁₋₄-haloalkyl-A-, $R^{2.1.1}$ -C₁₋₄-alkylene-A-, C₁₋₄-alkyl-A-C₁₋₄-alkylene-, C₃₋₆-cycloalkyl-A-C₁₋₄-alkylene-, C₁₋₄-haloalkyl-A-C₁₋₄-alkylene-, $R^{2.1.1}$ -C₁₋₄-alkylene-A-C₁₋₄-alkylene-, $R^{2.1.1}$ -A-C₁₋₄-alkylene-, HO-C₁₋₄-alkylene-A-, HO-C₁₋₄-alkylene-A-C₁₋₄-alkylene-, C₁₋₄-alkyl-O-C₁₋₄-alkylene-A- and C₁₋₄-alkyl-O-C₁₋₄-alkylene-A-C₁₋₄-alkylene-; and

$R^{2.1.1}$ is $R^{2.1.1.a}$ and $R^{2.1.1.a}$ is selected from among

- aryl-, optionally substituted independently from each other with one, two or three residues independently selected from $R^{2.1.1.1}$;
- C₅₋₁₀-heteroaryl-, containing one, two, three or four heteroatoms selected independently from S, S(O), S(O)₂, O and N, wherein carbon atoms of the ring are optionally and independently from each other substituted with one, two or three $R^{2.1.1.1}$; wherein nitrogen atoms of the ring are optionally and independently from each other substituted with one, two or three $R^{2.1.1.2}$; - and

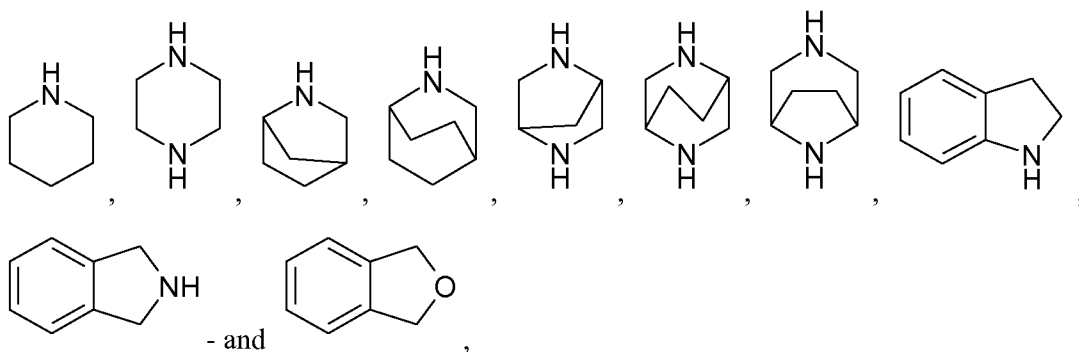
- C₅₋₁₀-heterocyclyl-, containing one, two, three or four heteroatoms selected independently from S, S(O), S(O)₂, O and N and the ring is fully or partially saturated, wherein carbon atoms of the ring are optionally and independently from each other substituted with one, two or three R^{2.1.1.1}; wherein nitrogen atoms of the ring are optionally and independently from each other substituted with one, two or three R^{2.1.1.2}; and

R^{2.1.1.1} is independently selected from among halogen, HO-, O=, C₁₋₄-alkyl-, C₁₋₄-alkyl-O-, C₁₋₄-haloalkyl-, C₁₋₄-haloalkyl-O-- and C₃₋₆-cycloalkyl-; and

R^{2.1.1.2} is independently selected from among O=, C₁₋₄-alkyl-, C₁₋₄-haloalkyl-, C₃₋₆-cycloalkyl-, C₁₋₄-alkyl-O-C₁₋₄-alkyl-, H(O)C-, C₁₋₄-alkyl-(O)C-, tetrahydrofuranylmethyl-- and tetrahydropyranylmethyl; and

R^{2.2} is R^{2.2.a} and R^{2.2.a} is independently selected from among H-A-C₁₋₄-alkylene-, C₃₋₆-cycloalkyl-, C₁₋₄-alkyl-A-C₁₋₄-alkylene-, C₃₋₆-cycloalkyl-A-C₁₋₄-alkylene-, C₁₋₄-haloalkyl-A-C₁₋₄-alkylene-, R^{2.1.1}-A-C₁₋₄-alkylene-, C₁₋₄-alkyl-S(O)₂-, C₁₋₄-alkyl-C(O)- - and R^{2.1.1}-A-.

Preferred are the above compounds of formula 1, wherein R² is R^{2.n} and R^{2.n} is selected from among aryl-, pyrazole, thiophene- and furane; wherein carbon atoms of the ring are optionally and independently from each other substituted with one, two, three or four R^{2.1}; wherein possibly available nitrogen atoms of the ring are optionally and independently from each other substituted with R^{2.2}; wherein a carbon atom of the ring is optionally substituted with one R^{2.3}; a nitrogen atom of the ring is optionally substituted with one R^{2.4}; or R^{2.n} is selected from among

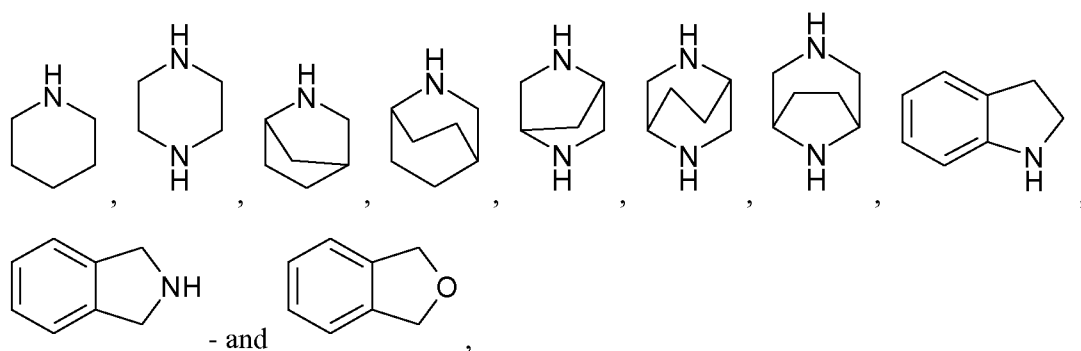


wherein carbon atoms of the ring are optionally and independently from each other substituted with one, two, three or four R^{2.1}; wherein possibly available nitrogen atoms of the ring are optionally and independently from each other substituted with R^{2.2}; wherein a carbon atom of the ring is optionally

substituted with one $R^{2.3}$ or one $R^{2.5}$; a nitrogen atom of the ring is optionally substituted with one $R^{2.4}$.

Preferred are the above compounds of formula **1**, wherein

- 5 R^2 is $R^{2.n}$ and $R^{2.n}$ is selected from among aryl-, pyrazole, thiophene- and furane; wherein carbon atoms of the ring are optionally and independently from each other substituted with one, two, three or four $R^{2.1}$; wherein possibly available nitrogen atoms of the ring are optionally and independently from each other substituted with $R^{2.2}$; wherein a carbon atom of the ring is optionally substituted with one $R^{2.3}$; a nitrogen atom of the ring is optionally substituted with one $R^{2.4}$; or $R^{2.n}$ is selected
- 10 from among



- wherein carbon atoms of the ring are optionally and independently from each other substituted with one, two, three or four $R^{2.1}$; wherein possibly available nitrogen atoms of the ring are optionally and independently from each other substituted with $R^{2.2}$; wherein a carbon atom of the ring is optionally substituted with one $R^{2.3}$ or one $R^{2.5}$; a nitrogen atom of the ring is optionally substituted with one $R^{2.4}$; and
- 15

- 20 $R^{2.1}$ is $R^{2.1.a}$ and $R^{2.1.a}$ is selected from among H, halogen, NC-, O=, HO-, H-A-, H-A- C_{1-4} -alkylene-, $R^{2.1.1}$ -A-, C_{1-4} -alkyl-A-, C_{3-6} -cycloalkyl-A-, C_{1-4} -haloalkyl-A-, $R^{2.1.1}$ - C_{1-4} -alkylene-A-, C_{1-4} -alkyl-A- C_{1-4} -alkylene-, C_{3-6} -cycloalkyl-A- C_{1-4} -alkylene-, C_{1-4} -haloalkyl-A- C_{1-4} -alkylene-, $R^{2.1.1}$ - C_{1-4} -alkylene-A- C_{1-4} -alkylene-, $R^{2.1.1}$ -A- C_{1-4} -alkylene-, HO- C_{1-4} -alkylene-A-, HO- C_{1-4} -alkylene-A- C_{1-4} -alkylene-,
- 25 C_{1-4} -alkyl-O- C_{1-4} -alkylene-A- and C_{1-4} -alkyl-O- C_{1-4} -alkylene-A- C_{1-4} -alkylene-; and

$R^{2.1.1}$ is $R^{2.1.1.a}$ and $R^{2.1.1.a}$ is selected from among

- aryl-, optionally substituted independently from each other with one, two or three residues independently selected from $R^{2.1.1.1}$;

- C₅₋₁₀-heteroaryl-, containing one, two, three or four heteroatoms selected independently from S, S(O), S(O)₂, O and N, wherein carbon atoms of the ring are optionally and independently from each other substituted with one, two or three R^{2.1.1.1}; wherein nitrogen atoms of the ring are optionally and independently from each other substituted with one, two or three R^{2.1.1.2}; - and
- C₅₋₁₀-heterocyclyl-, containing one, two, three or four heteroatoms selected independently from S, S(O), S(O)₂, O and N and the ring is fully or partially saturated, wherein carbon atoms of the ring are optionally and independently from each other substituted with one, two or three R^{2.1.1.1}; wherein nitrogen atoms of the ring are optionally and independently from each other substituted with one, two or three R^{2.1.1.2}; and

R^{2.1.1.1} is independently selected from among halogen, HO-, O=, C₁₋₄-alkyl-, C₁₋₄-alkyl-O-, C₁₋₄-haloalkyl-, C₁₋₄-haloalkyl-O-, C₃₋₆-cycloalkyl-; and

R^{2.1.1.2} is independently selected from among O=, C₁₋₄-alkyl-, C₁₋₄-haloalkyl-, C₃₋₆-cycloalkyl-, C₁₋₄-alkyl-O-C₁₋₄-alkyl-, H(O)C-, C₁₋₄-alkyl-(O)C-, tetrahydrofuranylmethyl- and tetrahydropyranylmethyl; and

R^{2.2} is R^{2.2.a} and R^{2.2.a} is independently selected from among H-A-C₁₋₄-alkylene-, C₃₋₆-cycloalkyl-, C₁₋₄-alkyl-A-C₁₋₄-alkylene-, C₃₋₆-cycloalkyl-A-C₁₋₄-alkylene-, C₁₋₄-haloalkyl-A-C₁₋₄-alkylene-, R^{2.1.1}-A-C₁₋₄-alkylene-, C₁₋₄-alkyl-S(O)₂-- and C₁₋₄-alkyl-C(O)-, R^{2.1.1}-A-; and

R^{2.3} is together with R⁴ a group R^{2.3.a} and R^{2.3.a} is selected from among -O-, -S-, -N(R^{2.3.1})-, -C(O)N(R^{2.3.1})-, -N(R^{2.3.1})C(O)-, -S(O)₂N(R^{2.3.1})-, -N(R^{2.3.1})S(O)₂-, -C(O)O-, -OC(O)-, -C(O)-, -S(O)-, -S(O)₂-, -C(R^{2.3.2})=C(R^{2.3.2})-, -C=N-, -N=C-, -C(R^{2.3.2})₂-O-, -O-C(R^{2.3.2})₂-, -C(R^{2.3.2})₂N(R^{2.3.1})-, -N(R^{2.3.1})C(R^{2.3.2})₂-- and -C₁₋₄-alkylene-; and

R^{2.3.1} is independently selected from among H, C₁₋₄-alkyl-, C₁₋₄-haloalkyl-, C₃₋₆-cycloalkyl-, HO-C₁₋₄-alkylene-, (C₁₋₄-alkyl)-O-C₁₋₄-alkylene-, H₂N-C₁₋₄-alkylene-, (C₁₋₄-alkyl)HN-C₁₋₄-alkylene-- and (C₁₋₄-alkyl)₂N-C₁₋₄-alkylene-;

R^{2.3.2} is independently selected from among H, C₁₋₄-alkyl-, C₁₋₄-haloalkyl-, C₃₋₆-cycloalkyl-, HO-C₁₋₄-alkylene-, (C₁₋₄-alkyl)-O-C₁₋₄-alkylene-, H₂N-C₁₋₄-alkylene-, (C₁₋₄-alkyl)HN-C₁₋₄-alkylene-- and (C₁₋₄-alkyl)₂N-C₁₋₄-alkylene-; and

R^{2.4} is together with R⁴ a group R^{2.4.a} and R^{2.4.a} is selected from
 among -N(R^{2.4.1})-, -C(O)N(R^{2.4.1})-, -N(R^{2.4.1})C(O)-, -S(O)₂N(R^{2.4.1})-, -N(R^{2.4.1})S(O)₂-, -C(O)
 -, -S(O)-, -S(O)₂-, -C(R^{2.4.2})=C(R^{2.4.2})-, -C=N-, -N=C-, -C(R^{2.4.2})₂N(R^{2.4.1})-, -N(R^{2.4.1})C(R^{2.4.}
 5 ²)₂-- and -C₁₋₄-alkylene-; and

R^{2.4.1} is independently selected from among H, C₁₋₄-alkyl-, C₁₋₄-haloalkyl-, C₃-
 6-cycloalkyl-, HO-C₁₋₄-alkylene-- and (C₁₋₄-alkyl)-O-C₁₋₄-alkylene-,
 H₂N-C₁₋₄-alkylene-, (C₁₋₄-alkyl)HN-C₁₋₄-alkylene-, (C₁₋₄-alkyl)₂N-C₁₋₄-alkylene-;
 10 R^{2.4.2} is independently selected from among H, C₁₋₄-alkyl-, C₁₋₄-haloalkyl-, C₃-
 6-cycloalkyl-, HO-C₁₋₄-alkylene-, (C₁₋₄-alkyl)-O-C₁₋₄-alkylene-, H₂N-C₁₋₄-alkylene-,
 (C₁₋₄-alkyl)HN-C₁₋₄-alkylene-- and (C₁₋₄-alkyl)₂N-C₁₋₄-alkylene-; and

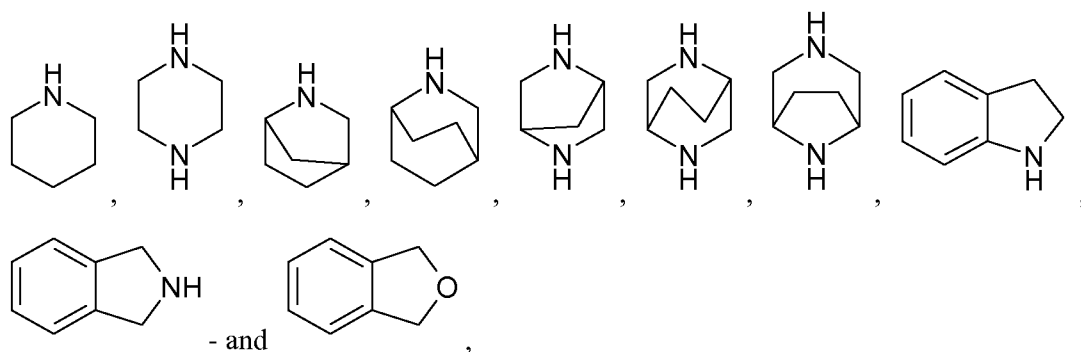
R^{2.5} is together with R⁴ a group R^{2.5.a} and R^{2.5.a} is selected from among -C(R^{2.5.1})=,
 15 =C(R^{2.5.1})- - and -N=; and

R^{2.5.1} is independently selected from among H, C₁₋₄-alkyl-, C₁₋₄-haloalkyl-, C₃-
 6-cycloalkyl-, HO-C₁₋₄-alkylene-, (C₁₋₄-alkyl)-O-C₁₋₄-alkylene-, H₂N-C₁₋₄-alkylene-,
 (C₁₋₄-alkyl)HN-C₁₋₄-alkylene-- and (C₁₋₄-alkyl)₂N-C₁₋₄-alkylene-.

20

Preferred are the above compounds of formula **1**, wherein R² is R^{2.o} and R^{2.o} is selected from
 among aryl-, pyrazole, thiophene- and furane; wherein carbon atoms of the ring are optionally and
 independently from each other substituted with one, two, three or four R^{2.1}; wherein possibly
 25 available nitrogen atoms of the ring are optionally and independently from each other substituted
 with R^{2.2}; wherein a carbon atom of the ring is optionally substituted with one R^{2.3}; a nitrogen atom
 of the ring is optionally substituted with one R^{2.4}.

Preferred are the above compounds of formula **1**, wherein R² is R^{2.p} and R^{2.p} is selected from
 30 among



wherein carbon atoms of the ring are optionally and independently from each other substituted with one, two, three or four $R^{2.1}$; wherein possibly available nitrogen atoms of the ring are optionally and independently from each other substituted with $R^{2.2}$; wherein a carbon atom of the ring is optionally substituted with one $R^{2.3}$ or one $R^{2.5}$; a nitrogen atom of the ring is optionally substituted with one $R^{2.4}$.

- Preferred are the above compounds of formula **1**, wherein $R^{2.1}$ is $R^{2.1.a}$ and $R^{2.1.a}$ is selected from among H, halogen, NC-, O=, HO-, H-A-, H-A- C_{1-4} -alkylene-, $R^{2.1.1}$ -A-, C_{1-4} -alkyl-A-, C_{3-6} -cycloalkyl-A-, C_{1-4} -haloalkyl-A-, $R^{2.1.1}$ - C_{1-4} -alkylene-A-, C_{1-4} -alkyl-A- C_{1-4} -alkylene-, C_{3-6} -cycloalkyl-A- C_{1-4} -alkylene-, C_{1-4} -haloalkyl-A- C_{1-4} -alkylene-, $R^{2.1.1}$ - C_{1-4} -alkylene-A- C_{1-4} -alkylene-, $R^{2.1.1}$ -A- C_{1-4} -alkylene-, HO- C_{1-4} -alkylene-A-, HO- C_{1-4} -alkylene-A- C_{1-4} -alkylene-, C_{1-4} -alkyl-O- C_{1-4} -alkylene-A-- and C_{1-4} -alkyl-O- C_{1-4} -alkylene-A- C_{1-4} -alkylene-.

Preferred are the above compounds of formula **1**, wherein $R^{2.1.1}$ is $R^{2.1.1.a}$ and $R^{2.1.1.a}$ is selected from among

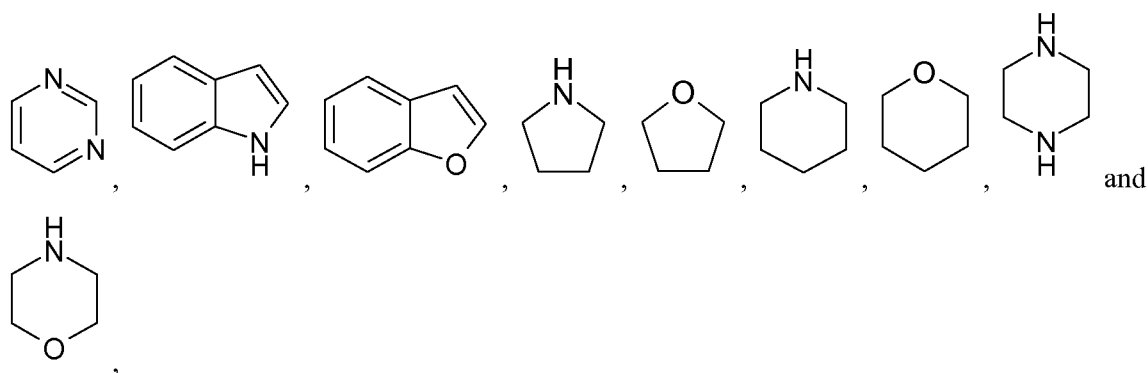
- aryl-, optionally substituted independently from each other with one, two or three residues independently selected from $R^{2.1.1.1}$;
- C_{5-10} -heteroaryl-, containing one, two, three or four heteroatoms selected independently from S, S(O), S(O)₂, O and N, wherein carbon atoms of the ring are optionally and independently from each other substituted with one, two or three $R^{2.1.1.1}$; wherein nitrogen atoms of the ring are optionally and independently from each other substituted with one, two or three $R^{2.1.1.2}$; - and
- C_{5-10} -heterocyclyl-, containing one, two, three or four heteroatoms selected independently from S, S(O), S(O)₂, O and N and the ring is fully or partially saturated, wherein carbon atoms of the ring are optionally and independently from each other substituted with one, two or three $R^{2.1.1.1}$;

wherein nitrogen atoms of the ring are optionally and independently from each other substituted with one, two or three $R^{2.1.1.2}$; and

$R^{2.1.1.1}$ is independently selected from among halogen, HO-, O=, C₁₋₄-alkyl-, C₁₋₄-alkyl-O-, C₁₋₄-haloalkyl-- and C₁₋₄-haloalkyl-O-, C₃₋₆-cycloalkyl-; and

$R^{2.1.1.2}$ is independently selected from among O=, C₁₋₄-alkyl-, C₁₋₄-haloalkyl-, C₃₋₆-cycloalkyl-, C₁₋₄-alkyl-O-C₁₋₄-alkyl-, H(O)C-, C₁₋₄-alkyl-(O)C-, tetrahydrofuranylmethyl-- and tetrahydropyranylmethyl.

Preferred are the above compounds of formula **1**, wherein $R^{2.1.1}$ is $R^{2.1.1.b}$ and $R^{2.1.1.b}$ is phenyl or selected from among

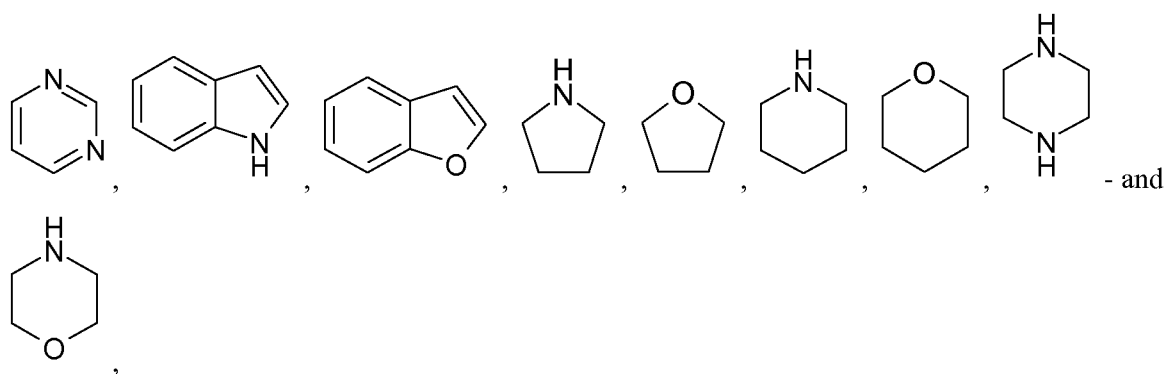


wherein carbon atoms of the ring are optionally and independently from each other substituted with one, two or three $R^{2.1.1.1}$, wherein possibly available nitrogen atoms of the ring are optionally and independently from each other substituted with $R^{2.1.1.2}$; and

$R^{2.1.1.1}$ is independently selected from among halogen, HO-, O=, C₁₋₄-alkyl-, C₁₋₄-alkyl-O-, C₁₋₄-haloalkyl-- and C₁₋₄-haloalkyl-O-, C₃₋₆-cycloalkyl-; and

$R^{2.1.1.2}$ is independently selected from among O=, C₁₋₄-alkyl-, C₁₋₄-haloalkyl-, C₃₋₆-cycloalkyl-, C₁₋₄-alkyl-O-C₁₋₄-alkyl-, H(O)C-, C₁₋₄-alkyl-(O)C-, tetrahydrofuranylmethyl-- and tetrahydropyranylmethyl.

Preferred are the above compounds of formula **1**, wherein $R^{2.1.1}$ is $R^{2.1.1.c}$ and $R^{2.1.1.c}$ is phenyl or selected from among



wherein carbon atoms of the ring are optionally and independently from each other substituted with one, two or three $R^{2.1.1.1}$, wherein possibly available nitrogen atoms of the ring are optionally and independently from each other substituted with $R^{2.1.1.2}$; and

$R^{2.1.1.1}$ is independently selected from among F, Cl, Me, MeO-- and cyclopropyl-; and
 $R^{2.1.1.2}$ is independently selected from among Me, tetrahydrofuranylmethyl-- and tetrahydropyranylmethyl.

Preferred are the above compounds of formula **1**, wherein $R^{2.1.2}$ is $R^{2.1.2.a}$ and $R^{2.1.2.a}$ is selected from among H, NC-, C_{1-4} -alkyl-, C_{1-4} -haloalkyl-, C_{3-6} -cycloalkyl-, HO- C_{1-4} -alkylene-- and (C_{1-4} -alkyl)-O- C_{1-4} -alkylene-.

Preferred are the above compounds of formula **1**, wherein $R^{2.1.2}$ is $R^{2.1.2.b}$ and $R^{2.1.2.b}$ is selected from among H, C_{1-4} -alkyl-- and C_{3-6} -cycloalkyl-;

Preferred are the above compounds of formula **1**, wherein $R^{2.2}$ is $R^{2.2.a}$ and $R^{2.2.a}$ is independently selected from among H-A- C_{1-4} -alkylene-, C_{3-6} -cycloalkyl-, C_{1-4} -alkyl-A- C_{1-4} -alkylene-, C_{3-6} -cycloalkyl-A- C_{1-4} -alkylene-, C_{1-4} -haloalkyl-A- C_{1-4} -alkylene-, $R^{2.1.1}$ -A- C_{1-4} -alkylene-, C_{1-4} -alkyl-S(O)₂-, C_{1-4} -alkyl-C(O)- - and $R^{2.1.1}$ -A-;

Preferred are the above compounds of formula **1**, wherein $R^{2.2}$ is $R^{2.2.b}$ and $R^{2.2.b}$ is together with R^4 selected from among -C(O)-, -S(O)-, -S(O)₂-, -C($R^{2.1.2}$)=C($R^{2.1.2}$)- - and - C_{1-4} -alkylene-;

Preferred are the above compounds of formula **1**, wherein $R^{2.3}$ is together with R^4 a group $R^{2.3.a}$ and $R^{2.3.a}$ is selected from among -O-, -S-, -N($R^{2.3.1}$)-, -C(O)N($R^{2.3.1}$)-, -N($R^{2.3.1}$)C(O)-, -S(O)₂N($R^{2.3.1}$)-, -N($R^{2.3.1}$)S(O)₂-, -C(

O)O-, -OC(O)-, -C(O)-, -S(O)-, -S(O)₂-, -C(R^{2.3.2})=C(R^{2.3.2})-, -C=N-, -N=C-, -C(R^{2.3.2})₂-O-, -O-C(R^{2.3.2})₂-, -C(R^{2.3.2})₂N(R^{2.3.1})-, -N(R^{2.3.1})C(R^{2.3.2})₂-- and -C₁₋₄-alkylene-; and

R^{2.3.1} is independently selected from among H, C₁₋₄-alkyl-, C₁₋₄-haloalkyl-, C₃₋₆-cycloalkyl-,
 5 HO-C₁₋₄-alkylene-, (C₁₋₄-alkyl)-O-C₁₋₄-alkylene-, H₂N-C₁₋₄-alkylene-,
 (C₁₋₄-alkyl)HN-C₁₋₄-alkylene-- and (C₁₋₄-alkyl)₂N-C₁₋₄-alkylene-;

R^{2.3.2} is independently selected from among H, C₁₋₄-alkyl-, C₁₋₄-haloalkyl-, C₃₋₆-cycloalkyl-,
 HO-C₁₋₄-alkylene-, (C₁₋₄-alkyl)-O-C₁₋₄-alkylene-, H₂N-C₁₋₄-alkylene-,
 (C₁₋₄-alkyl)HN-C₁₋₄-alkylene-- and (C₁₋₄-alkyl)₂N-C₁₋₄-alkylene-.

10

Preferred are the above compounds of formula **1**, wherein R^{2.4} is together with R⁴ a group R^{2.4.a} and
 R^{2.4.a} is selected from

among -N(R^{2.4.1})-, -C(O)N(R^{2.4.1})-, -N(R^{2.4.1})C(O)-, -S(O)₂N(R^{2.4.1})-, -N(R^{2.4.1})S(O)₂-, -C(O)-, -S(O)-
 , -S(O)₂-, -C(R^{2.4.2})=C(R^{2.4.2})-, -C=N-, -N=C-, -C(R^{2.4.2})₂N(R^{2.4.1})-, -N(R^{2.4.1})C(R^{2.4.2})₂-- and -C₁₋₄-al
 15 kylene-; and

R^{2.4.1} is independently selected from among H, C₁₋₄-alkyl-, C₁₋₄-haloalkyl-, C₃₋₆-cycloalkyl-,
 HO-C₁₋₄-alkylene-, (C₁₋₄-alkyl)-O-C₁₋₄-alkylene-, H₂N-C₁₋₄-alkylene-,
 (C₁₋₄-alkyl)HN-C₁₋₄-alkylene-- and (C₁₋₄-alkyl)₂N-C₁₋₄-alkylene-;

20 R^{2.4.2} is independently selected from among H, C₁₋₄-alkyl-, C₁₋₄-haloalkyl-, C₃₋₆-cycloalkyl-,
 HO-C₁₋₄-alkylene-, (C₁₋₄-alkyl)-O-C₁₋₄-alkylene-, H₂N-C₁₋₄-alkylene-,
 (C₁₋₄-alkyl)HN-C₁₋₄-alkylene-- and (C₁₋₄-alkyl)₂N-C₁₋₄-alkylene-.

Preferred are the above compounds of formula **1**, wherein R^{2.5} is together with R⁴ a group R^{2.5.a} and
 25 R^{2.5.a} is selected from among -C(R^{2.5.1})=, =C(R^{2.5.1})- and -N=; and

R^{2.5.1} is independently selected from among H, C₁₋₄-alkyl-, C₁₋₄-haloalkyl-, C₃₋₆-cycloalkyl-,
 HO-C₁₋₄-alkylene-, (C₁₋₄-alkyl)-O-C₁₋₄-alkylene-, H₂N-C₁₋₄-alkylene-,
 (C₁₋₄-alkyl)HN-C₁₋₄-alkylene-- and (C₁₋₄-alkyl)₂N-C₁₋₄-alkylene-.

30

Preferred are the above compounds of formula **1**, wherein R² is selected from the **Table**
1 R² - Embodiments of the invention for R², R^{2.1}, R^{2.1.1}, R^{2.2}, R^{2.3}, R^{2.4} and R^{2.5} (if present):

Table 1

E#	R ²	R ^{2.1}	R ^{2.1.1}	R ^{2.2}	R ^{2.3-5}
----	----------------	------------------	--------------------	------------------	--------------------

E#	R ²	R ^{2.1}	R ^{2.1.1}	R ^{2.2}	R ^{2.3-5}
1	R ^{2.a}	R ^{2.1}	R ^{2.1.1.a}		-
2	R ^{2.a}	R ^{2.1}	R ^{2.1.1.b}		-
3	R ^{2.a}	R ^{2.1}	R ^{2.1.1.c}		-
4	R ^{2.b}	R ^{2.1.a}	R ^{2.1.1.a}		-
5	R ^{2.b}	R ^{2.1.a}	R ^{2.1.1.b}		-
6	R ^{2.b}	R ^{2.1.a}	R ^{2.1.1.c}		-
7	R ^{2.c}	R ^{2.1.a}	R ^{2.1.1.a}	-	-
8	R ^{2.c}	R ^{2.1.a}	R ^{2.1.1.b}	-	-
9	R ^{2.c}	R ^{2.1.a}	R ^{2.1.1.c}	-	-
10	R ^{2.c}	R ^{2.1.a}	R ^{2.1.1.c}	-	R ^{2.3.a}
11	R ^{2.c}	R ^{2.1.a}	R ^{2.1.1.c}	-	R ^{2.4.a}
12	R ^{2.c}	R ^{2.1.a}	R ^{2.1.1.c}	-	R ^{2.5.a}
13	R ^{2.d}	R ^{2.1.a}	R ^{2.1.1.a}	-	-
14	R ^{2.d}	R ^{2.1.a}	R ^{2.1.1.b}	-	-
15	R ^{2.d}	R ^{2.1.a}	R ^{2.1.1.c}	-	-
16	R ^{2.d}	R ^{2.1.a}	R ^{2.1.1.c}	-	R ^{2.3.a}
17	R ^{2.d}	R ^{2.1.a}	R ^{2.1.1.c}	-	R ^{2.4.a}
18	R ^{2.d}	R ^{2.1.a}	R ^{2.1.1.c}	-	R ^{2.5.a}
19	R ^{2.e}	R ^{2.1.a}	R ^{2.1.1.a}	R ^{2.2.a}	-
20	R ^{2.e}	R ^{2.1.a}	R ^{2.1.1.b}	R ^{2.2.a}	-
21	R ^{2.e}	R ^{2.1.a}	R ^{2.1.1.c}	R ^{2.2.a}	-
22	R ^{2.f}	R ^{2.1.a}	R ^{2.1.1.a}	R ^{2.2.a}	-
23	R ^{2.f}	R ^{2.1.a}	R ^{2.1.1.b}	R ^{2.2.a}	-
24	R ^{2.f}	R ^{2.1.a}	R ^{2.1.1.c}	R ^{2.2.a}	-
25	R ^{2.g}	R ^{2.1.a}	R ^{2.1.1.a}	R ^{2.2.a}	-
26	R ^{2.g}	R ^{2.1.a}	R ^{2.1.1.b}	R ^{2.2.a}	-
27	R ^{2.g}	R ^{2.1.a}	R ^{2.1.1.c}	R ^{2.2.a}	-
28	R ^{2.h}	R ^{2.1.a}	R ^{2.1.1.a}	R ^{2.2.a}	-
29	R ^{2.h}	R ^{2.1.a}	R ^{2.1.1.b}	R ^{2.2.a}	-
30	R ^{2.h}	R ^{2.1.a}	R ^{2.1.1.c}	R ^{2.2.a}	-
31	R ^{2.e}	R ^{2.1.a}	R ^{2.1.1.c}	-	R ^{2.3.a}
32	R ^{2.e}	R ^{2.1.a}	R ^{2.1.1.c}	-	R ^{2.4.a}
33	R ^{2.e}	R ^{2.1.a}	R ^{2.1.1.c}	-	R ^{2.5.a}

E#	R ²	R ^{2.1}	R ^{2.1.1}	R ^{2.2}	R ^{2.3-5}
34	R ^{2.g}	R ^{2.1.a}	R ^{2.1.1.c}	-	R ^{2.3.a}
35	R ^{2.g}	R ^{2.1.a}	R ^{2.1.1.c}	-	R ^{2.4.a}
36	R ^{2.g}	R ^{2.1.a}	R ^{2.1.1.c}	-	R ^{2.5.a}
37	R ^{2.h}	R ^{2.1.a}	R ^{2.1.1.c}	-	R ^{2.3.a}
38	R ^{2.h}	R ^{2.1.a}	R ^{2.1.1.c}	-	R ^{2.4.a}
39	R ^{2.h}	R ^{2.1.a}	R ^{2.1.1.c}	-	R ^{2.5.a}
40	R ^{2.i}	R ^{2.1.a}	R ^{2.1.1.a}	R ^{2.2.a}	-
41	R ^{2.i}	R ^{2.1.a}	R ^{2.1.1.b}	R ^{2.2.a}	-
42	R ^{2.i}	R ^{2.1.a}	R ^{2.1.1.c}	R ^{2.2.a}	-
43	R ^{2.j}	R ^{2.1.a}	R ^{2.1.1.a}	R ^{2.2.a}	-
44	R ^{2.j}	R ^{2.1.a}	R ^{2.1.1.b}	R ^{2.2.a}	-
45	R ^{2.j}	R ^{2.1.a}	R ^{2.1.1.c}	R ^{2.2.a}	-
46	R ^{2.k}	R ^{2.1.a}	R ^{2.1.1.a}	R ^{2.2.a}	-
47	R ^{2.k}	R ^{2.1.a}	R ^{2.1.1.b}	R ^{2.2.a}	-
48	R ^{2.k}	R ^{2.1.a}	R ^{2.1.1.c}	R ^{2.2.a}	-
49	R ^{2.l}	R ^{2.1.a}	R ^{2.1.1.a}	R ^{2.2.a}	-
50	R ^{2.l}	R ^{2.1.a}	R ^{2.1.1.b}	R ^{2.2.a}	-
51	R ^{2.l}	R ^{2.1.a}	R ^{2.1.1.c}	R ^{2.2.a}	-

For a better understanding of the **Table 1 R² - Embodiments of the invention** example (E#) 21, can also be read as a group R², wherein

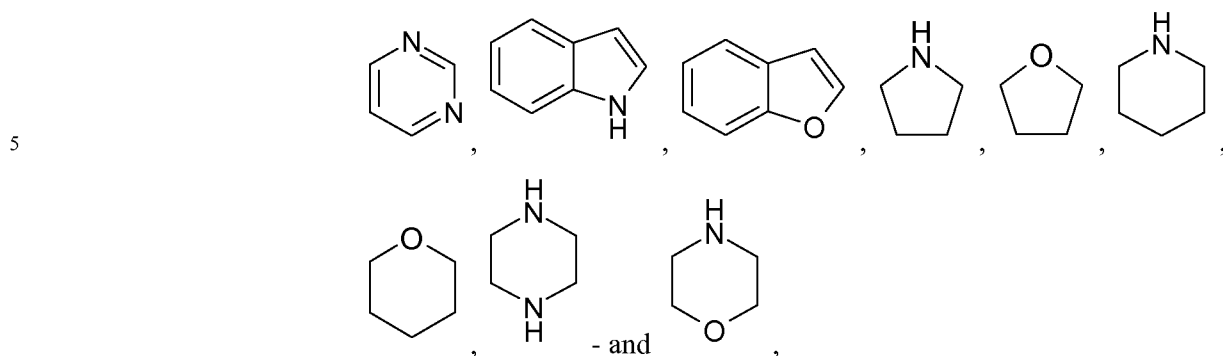
5 R² is R^{2.e} and R^{2.e} is C_{5 or 6}-heteroaryl-, containing one, two, three or four heteroatoms independently selected from among S, S(O), S(O)₂, O and N, wherein carbon atoms of the ring are optionally and independently from each other substituted with one, two or three R^{2.1}; wherein nitrogen atoms of the ring are optionally and independently from each other substituted with one, two or three R^{2.2}; and

10

R^{2.1} is R^{2.1.a} and R^{2.1.a} is selected from among H, halogen, NC-, O=, HO-, H-A-, H-A-C₁₋₄-alkylene-, R^{2.1.1}-A-, C₁₋₄-alkyl-A-, C₃₋₆-cycloalkyl-A-, C₁₋₄-haloalkyl-A-, R^{2.1.1}-C₁₋₄-alkylene-A-, C₁₋₄-alkyl-A-C₁₋₄-alkylene-, C₃-
6-cycloalkyl-A-C₁₋₄-alkylene-, C₁₋₄-haloalkyl-A-C₁₋₄-alkylene-,
15 R^{2.1.1}-C₁₋₄-alkylene-A-C₁₋₄-alkylene-, R^{2.1.1}-A-C₁₋₄-alkylene-, HO-C₁₋₄-alkylene-A-,

HO-C₁₋₄-alkylene-A-C₁₋₄-alkylene-, C₁₋₄-alkyl-O-C₁₋₄-alkylene-A-- and
C₁₋₄-alkyl-O-C₁₋₄-alkylene-A-C₁₋₄-alkylene-; and

R^{2.1.1} is R^{2.1.1.c} and R^{2.1.1.c} is phenyl or selected from among



wherein carbon atoms of the ring are optionally and independently from
each other substituted with one, two or three R^{2.1.1.1}, wherein possibly
available nitrogen atoms of the ring are optionally and independently from
each other substituted with R^{2.1.1.2}; and

10

R^{2.1.1.1} is independently selected from among F, Cl, Me, MeO-- and
cyclopropyl-; and

R^{2.1.1.2} is independently selected from among Me,
tetrahydrofuranylmethyl-- and tetrahydropyranylmethyl; and

15

R^{2.2} is R^{2.2.a} and R^{2.2.a} is independently selected from among H-A-C₁₋₄-alkylene-, C₃₋₆-cycloalkyl-, C₁₋₄-alkyl-A-C₁₋₄-alkylene-, C₃₋₆-cycloalkyl-A-C₁₋₄-alkylene-,
C₁₋₄-haloalkyl-A-C₁₋₄-alkylene-, R^{2.1.1}-A-C₁₋₄-alkylene-, C₁₋₄-alkyl-S(O)₂-,
C₁₋₄-alkyl-C(O)- - and R^{2.1.1}-A-.

20

Preferred are the above compounds of formula **1**, wherein R³ is R^{3.a} and R^{3.a} is H.

Preferred are the above compounds of formula **1**, wherein R³ is R^{3.b} and R^{3.b} is F.

25

Preferred are the above compounds of formula **1**, wherein R⁴ is R^{4.a} and R^{4.a} is H, F, Cl,
phenyl-H₂C-O-, HO-, C₁₋₄-alkyl-, C₁₋₄-haloalkyl-, C₃₋₆-cycloalkyl-, C₁₋₄-alkyl-O-- and
C₁₋₄-haloalkyl-O-.

Preferred are the above compounds of formula **1**, wherein R^4 is $R^{4.b}$ and $R^{4.b}$ is H or F.

Preferred are the above compounds of formula **1**, wherein R^4 is $R^{4.c}$ and $R^{4.c}$ is F; preferably in ortho position.

5

Preferred are the above compounds of formula **1**, wherein A is A^a and A^a is a bond or independently selected from

among -O-, -C(O)N(R^5)-, -N(R^5)C(O)-, -S(O)₂N(R^5)-, -N(R^5)S(O)₂-, -C(O)O-, -OC(O)-, -C(O)-, -S(O)₂-, -(R^5)(O)S=N-, -(R^5 N=)(O)S-- and -N=(O)(R^5)S-, and R^5 is $R^{5.a}$ and $R^{5.a}$ is independently selected from among H, C₁₋₄-alkyl- and NC-.

10

Preferred is a compound of formula **1**, wherein

$R^{2.1}$ is $R^{2.1.a}$ and $R^{2.1.a}$ is selected from among H, halogen, NC-, O=, HO-, H-A-, H-A-C₁₋₄-alkylene-, $R^{2.1.1}$ -A-, C₁₋₄-alkyl-A-, C₃₋₆-cycloalkyl-A-, C₁₋₄-haloalkyl-A-, $R^{2.1.1}$ -C₁₋₄-alkylene-A-, C₁₋₄-alkyl-A-C₁₋₄-alkylene-, C₃₋₆-cycloalkyl-A-C₁₋₄-alkylene-, C₁₋₄-haloalkyl-A-C₁₋₄-alkylene-, $R^{2.1.1}$ -C₁₋₄-alkylene-A-C₁₋₄-alkylene-, $R^{2.1.1}$ -A-C₁₋₄-alkylene-, HO-C₁₋₄-alkylene-A-, HO-C₁₋₄-alkylene-A-C₁₋₄-alkylene-, C₁₋₄-alkyl-O-C₁₋₄-alkylene-A- and C₁₋₄-alkyl-O-C₁₋₄-alkylene-A-C₁₋₄-alkylene-; and

15

20

$R^{2.1.1}$ is $R^{2.1.1.a}$ and $R^{2.1.1.a}$ is selected from among

- aryl-, optionally substituted independently from each other with one, two or three residues independently selected from $R^{2.1.1.1}$;
- C₅₋₁₀-heteroaryl-, containing one, two, three or four heteroatoms selected independently from S, S(O), S(O)₂, O and N, wherein carbon atoms of the ring are optionally and independently from each other substituted with one, two or three $R^{2.1.1.1}$; wherein nitrogen atoms of the ring are optionally and independently from each other substituted with one, two or three $R^{2.1.1.2}$;
- C₅₋₁₀-heterocyclyl-, containing one, two, three or four heteroatoms selected independently from S, S(O), S(O)₂, O and N and the ring is fully or partially saturated, wherein carbon atoms of the ring are optionally and independently from each other substituted with one, two or three $R^{2.1.1.1}$; wherein nitrogen atoms of the ring are optionally and independently from each other substituted with one, two or three $R^{2.1.1.2}$; and

25

30

$R^{2.1.1.1}$ is independently selected from among halogen, HO-, O=, C₁₋₄-alkyl-, C₁₋₄-alkyl-O-, C₁₋₄-haloalkyl-, C₁₋₄-haloalkyl-O-- and C₃₋₆-cycloalkyl-; and

$R^{2.1.1.2}$ is independently selected from among O=, C₁₋₄-alkyl-, C₁₋₄-haloalkyl-, C₃₋₆-cycloalkyl-, C₁₋₄-alkyl-O-C₁₋₄-alkyl-, H(O)C-, C₁₋₄-alkyl-(O)C-,
 5 tetrahydrofuranylmethyl-- and tetrahydropyranylmethyl.

Preferred is a compound of formula **1**, wherein R^2 is $R^{2.d}$ and $R^{2.d}$ is phenyl; optionally substituted with one, two or three residues independently selected from $R^{2.1}$ and

10 $R^{2.1}$ is $R^{2.1.a}$ and $R^{2.1.a}$ is selected from among H, halogen, NC-, O=, HO-, H-A-, H-A-C₁₋₄-alkylene-, $R^{2.1.1}$ -A-, C₁₋₄-alkyl-A-, C₃₋₆-cycloalkyl-A-, C₁₋₄-haloalkyl-A-, $R^{2.1.1}$ -C₁₋₄-alkylene-A-, C₁₋₄-alkyl-A-C₁₋₄-alkylene-, C₃₋₆-cycloalkyl-A-C₁₋₄-alkylene-, C₁₋₄-haloalkyl-A-C₁₋₄-alkylene-, $R^{2.1.1}$ -C₁₋₄-alkylene-A-C₁₋₄-alkylene-, $R^{2.1.1}$ -A-C₁₋₄-alkylene-, HO-C₁₋₄-alkylene-A-, HO-C₁₋₄-alkylene-A-C₁₋₄-alkylene-,
 15 C₁₋₄-alkyl-O-C₁₋₄-alkylene-A-- and C₁₋₄-alkyl-O-C₁₋₄-alkylene-A-C₁₋₄-alkylene-; and

$R^{2.1.1}$ is $R^{2.1.1.a}$ and $R^{2.1.1.a}$ is selected from among

- aryl-, optionally substituted independently from each other with one, two or three residues independently selected from $R^{2.1.1.1}$;
- 20 • C₅₋₁₀-heteroaryl-, containing one, two, three or four heteroatoms selected independently from S, S(O), S(O)₂, O and N, wherein carbon atoms of the ring are optionally and independently from each other substituted with one, two or three $R^{2.1.1.1}$; wherein nitrogen atoms of the ring are optionally and independently from each other substituted with one, two or three $R^{2.1.1.2}$;
- 25 • C₅₋₁₀-heterocyclyl-, containing one, two, three or four heteroatoms selected independently from S, S(O), S(O)₂, O and N and the ring is fully or partially saturated, wherein carbon atoms of the ring are optionally and independently from each other substituted with one, two or three $R^{2.1.1.1}$; wherein nitrogen atoms of the ring are optionally and independently from each other substituted with one, two or three $R^{2.1.1.2}$;
- 30 and

$R^{2.1.1.1}$ is independently selected from among halogen, HO-, O=, C₁₋₄-alkyl-, C₁₋₄-alkyl-O-, C₁₋₄-haloalkyl-, C₁₋₄-haloalkyl-O-- and C₃₋₆-cycloalkyl-; and

$R^{2.1.1.2}$ is independently selected from among O=, C₁₋₄-alkyl-, C₁₋₄-haloalkyl-, C₃₋₆-cycloalkyl-, C₁₋₄-alkyl-O-C₁₋₄-alkyl-, H(O)C-, C₁₋₄-alkyl-(O)C-, tetrahydrofuranylmethyl- and tetrahydropyranylmethyl.

5 Preferred is a compound of formula **1**, wherein

R^1 is independently selected from among H, C₁₋₄-alkyl-, halogen, HO-, C₁₋₄-alkyl-O-, H₂N-, C₁₋₆-alkyl-HN-, (C₁₋₆-alkyl)₂N-- and C₁₋₆-alkyl-C(O)HN-;

10 or two R^1 are together C₁₋₄-alkylene;

R^2 is selected of the examples of the **Table 1 R^2 - Embodiments of the invention**; preferably examples (E#) 7-51, preferably one of the groups selected from among 7, 8, 9, 10, 11, 12, 13, 14, 15, 16, 17, 18 or 19, 20, 21, 22, 23, 24, 25, 26, 27, 28, 29, 30, 31, 32, 33, 34, 35, 36, 15 37, 38, 39 or 40, 41, 42, 43, 44, 45, 46, 47, 48, 49, 50- and 51;

R^3 is H or F;

R^4 is independently selected from among H, F, Cl, phenyl-H₂C-O-, HO-, C₁₋₆-alkyl-, C₁₋₆-haloalkyl-, C₃₋₈-cycloalkyl-, C₁₋₆-alkyl-O-, C₁₋₆-haloalkyl-O-, C₁₋₆-alkyl-HN-, 20 (C₁₋₆-alkyl)₂-HN-, C₁₋₆-alkyl-HN-C₁₋₄-alkylene-- and (C₁₋₆-alkyl)₂-HN-C₁₋₄-alkylene-;

A is a bond or independently selected from among -O-, -S-, -N(R⁵)-, -C(O)N(R⁵)-, -N(R⁵)C(O)-, -S(O)₂N(R⁵)-, -N(R⁵)S(O)₂-, -S(O)(=NR⁵)-N(R⁵)-, -N(R⁵)(NR⁵=)S(O)-, -S(=NR⁵)₂-N(R⁵)-, -N(R⁵)(NR⁵=)₂S-, -C(R⁵)=C(R⁵)-, -C≡C-, 25 , -C(O)O-, -OC(O)-, -C(O)-, -S(O)-, S(O)₂-, -S(=NR⁵)-, -S(O)(=NR⁵)-, -S(=NR⁵)₂-, -(R⁵)(O)S=N-, -(R⁵N=)(O)S-- and -N=(O)(R⁵)S-;

30 R^5 is independently selected from among H, C₁₋₆-alkyl-- and NC-;

or a salt thereof.

Preferred is a compound of formula **1**, wherein

R¹ is R^{1.a} and R^{1.a} is independently selected from among H, C₁₋₄-alkyl-, F- and HO-.

or two R¹ are together C₁₋₄-alkylene;

5

R² is selected of the examples of the **Table 1 R² - Embodiments of the invention**; preferably examples (E#) 7-51, preferably one of the groups selected from among 7, 8, 9, 10, 11, 12, 13, 14, 15, 16, 17, 18 or 19, 20, 21, 22, 23, 24, 25, 26, 27, 28, 29, 30, 31, 32, 33, 34, 35, 36, 37, 38, 39 or 40, 41, 42, 43, 44, 45, 46, 47, 48, 49, 50- and 51;

10

R³ is H, F;

R⁴ is R^{4.a} and R^{4.a} is H, F, Cl, phenyl-H₂C-O-, HO-, C₁₋₄-alkyl-, C₁₋₄-haloalkyl-, C₃₋₆-cycloalkyl-, C₁₋₄-alkyl-O- and C₁₋₄-haloalkyl-O-;

15

A is a bond or independently selected from

among -O-, -S-, -N(R⁵)-, -C(O)N(R⁵)-, -N(R⁵)C(O)-, -S(O)₂N(R⁵)-, -N(R⁵)S(O)₂-, -S(O)(=NR⁵)-N(R⁵)-, -N(R⁵)(NR⁵=)

S(O)-, -S(=NR⁵)₂-N(R⁵)-, -N(R⁵)(NR⁵=)₂S-, -C(R⁵)=C(R⁵)-, -C≡C-,

, -C(O)O-, -OC(O)-, -C(O)-, -S(O)-,

20

S(O)₂-, -S(=NR⁵)-, -S(O)(=NR⁵)-, -S(=NR⁵)₂-, -(R⁵)(O)S=N-, -(R⁵N=)(O)S- and -N=(O)(R⁵)S-;

R⁵ is independently selected from among H, C₁₋₆-alkyl- and NC-;

25

or a salt thereof.

Preferred is a compound of formula **1**, wherein

R¹ is R^{1.a} and R^{1.a} is independently selected from among H, C₁₋₄-alkyl-, F- and HO-.

30

or two R¹ are together C₁₋₄-alkylene;

- R^2 is selected of the examples of the **Table 1 R^2 - Embodiments of the invention**; preferably examples (E#) 7-51, preferably one of the groups selected from among 13, 14, 15, 16, 17, 18 or 25, 26, 27, 28, 29, 30, 34, 35, 36, 37, 38, 39 or 43, 44, 45, 46, 47- and 48;
- 5 R^3 is H or F;
 R^4 is $R^{4.a}$ and $R^{4.a}$ is H, F, Cl, phenyl- H_2C-O- , $HO-$, C_{1-4} -alkyl-, C_{1-4} -haloalkyl-, C_{3-6} -cycloalkyl-, C_{1-4} -alkyl- $O-$ and C_{1-4} -haloalkyl- $O-$;
- A is A^a and A^a is a bond or independently selected from
 10 among $-O-$, $-C(O)N(R^5)-$, $-N(R^5)C(O)-$, $-S(O)_2N(R^5)-$, $-N(R^5)S(O)_2-$, $-C(O)O-$, $-OC(O)-$, $-C(O)-$, $S(O)_2-$, $-(R^5)(O)S=N-$, $-(R^5N=)(O)S-$ and $-N=(O)(R^5)S-$;
- R^5 is $R^{5.a}$ and $R^{5.a}$ is independently selected from among H, C_{1-4} -alkyl-- and NC-;
- 15 or a salt thereof.

Preferred is a compound of formula **1**, wherein

- R^1 is $R^{1.b}$ and $R^{1.b}$ is H; or two R^1 are together $-CH_2-$;
- 20 R^2 is selected of the examples of the **Table 1 R^2 - Embodiments of the invention**; preferably examples (E#) 7-51, preferably one of the groups selected from among 13, 14, 15, 16, 17, 18 or 25, 26, 27, 28, 29, 30, 34, 35, 36, 37, 38, 39 or 43, 44, 45, 46, 47- and 48;
- 25 R^3 is H or F;
 R^4 is $R^{4.b}$ and $R^{4.b}$ is H or F;
- A is A^a and A^a is a bond or independently selected from
 30 among $-O-$, $-C(O)N(R^5)-$, $-N(R^5)C(O)-$, $-S(O)_2N(R^5)-$, $-N(R^5)S(O)_2-$, $-C(O)O-$, $-OC(O)-$, $-C(O)-$, $S(O)_2-$, $-(R^5)(O)S=N-$, $-(R^5N=)(O)S-$ and $-N=(O)(R^5)S-$;
- R^5 is $R^{5.a}$ and $R^{5.a}$ is independently selected from among H, C_{1-4} -alkyl-- and NC-;
- or a salt thereof.

Preferred is a compound of formula **1**, wherein

R^1 is $R^{1,b}$ and $R^{1,b}$ is H; or two R^1 are together $-CH_2-$;

5

R^2 is selected of the examples of the **Table 1 R^2 - Embodiments of the invention**; preferably examples (E#) 7-51, preferably one of the groups selected from among 13-15, 16-18 or 25-30, 34-39 - and 43-48;

10 R^3 is H or F;

R^4 is $R^{4,b}$ and $R^{4,b}$ is H or F;

A is A^a and A^a is a bond or independently selected from

among $-O-$, $-C(O)N(R^5)-$, $-N(R^5)C(O)-$, $-S(O)_2N(R^5)-$, $-N(R^5)S(O)_2-$, $-C(O)O-$, $-OC(O)-$, $-C$
 15 $(O)-$, $S(O)_2-$, $-(R^5)(O)S=N-$, $-(R^5N=)(O)S-$ and $-N=(O)(R^5)S-$;

R^5 is $R^{5,a}$ and $R^{5,a}$ is independently selected from among H, C_{1-4} -alkyl-- and NC-;

or a salt thereof.

20

Preferred is a compound of formula **1**, wherein

R^1 is $R^{1,b}$ and $R^{1,b}$ is H; or two R^1 are together $-CH_2-$;

25 R^2 is selected from among

- $R^{2,1}$;
- phenyl-; optionally substituted with one or two residues independently selected from $R^{2,1}$; optionally substituted with one $R^{2,3}$;
- C_5 -heteroaryl-; containing two or three independently selected from among S, O and N,
 30 wherein carbon atoms of the ring are optionally and independently from each other substituted with one $R^{2,1}$; wherein nitrogen atoms of the ring are optionally and independently from each other substituted with one $R^{2,2}$;
- monocyclic C_6 -heterocyclyl containing one or two nitrogen atoms, wherein the ring is fully or partially saturated, wherein carbon atoms of the ring are optionally and

independently from each other substituted with one $R^{2.1}$; wherein nitrogen atoms of the ring are optionally and independently from each other substituted with one $R^{2.2}$; - and

- bicyclic $C_{9 \text{ or } 10}$ -heterocyclyl-; containing one, two, three or four heteroatoms independently selected from among S(O)₂, O and N, wherein the ring is fully or partially saturated, wherein carbon atoms of the ring are optionally and independently from each other substituted with one, two or three $R^{2.1}$; wherein nitrogen atoms of the ring are optionally and independently from each other substituted with one $R^{2.2}$;

$R^{2.1}$ is independently selected from among halogen, NC-, O=, H-A-, H-A- C_{1-4} -alkylene-, $R^{2.1.1}$ -A-, C_{1-4} -alkyl-A-, C_{3-6} -cycloalkyl-A-, $R^{2.1.1}$ - C_{1-4} -alkylene-A-, C_{1-4} -alkyl-A- C_{1-4} -alkylene-, HO- C_{1-4} -alkylene-A- C_{1-4} -alkylene-; preferably F, NC-, O=, H-A-, H-A-CH₂-, $R^{2.1.1}$ -A-, H₃C-A-, H₃C-CH₂-A-, Cyclopropyl-A-, $R^{2.1.1}$ -CH₂-CH₂-A-, $R^{2.1.1}$ -CH₂-A-, H₃C-A-CH₂-CH₂-- and HO- C_4 -alkylene-A-CH₂-;

$R^{2.1.1}$ is independently selected from among

- phenyl-; - and
- $C_{5 \text{ or } 6}$ -heterocyclyl-; containing one or two heteroatoms independently selected from among O and N, wherein the ring is fully or partially saturated, wherein nitrogen atoms of the ring are optionally and independently from each other substituted with one C_{1-4} -alkyl-; preferably H₃C-;

$R^{2.2}$ is independently selected from among H-A- C_{1-4} -alkylene-, C_{3-6} -cycloalkyl-, C_{1-4} -alkyl-A- C_{1-4} -alkylene-, $R^{2.1.1}$ -A- C_{1-4} -alkylene-, C_{1-4} -alkyl-C(O)-; preferably H-A-CH₂-, H-A-CH₂-CH₂-, cyclopropyl-, H₃C-A-CH₂-CH₂-, $R^{2.1.1}$ -A-CH₂-- and H₃C-C(O)-;

$R^{2.3}$ and R^4 are together a group selected from among -N($R^{2.3.1}$)-, -C(O)N($R^{2.3.2}$)- - and -N($R^{2.3.1}$)C(O)-;

$R^{2.3.1}$ is independently selected from among H- and H₃C-;

R^3 is H or F;

R^4 is $R^{4,b}$ and $R^{4,b}$ is H or F;

A is a bond or independently selected from
among -O-, -C(O)N(R^5)-, -N(R^5)C(O)-, -S(O)₂N(R^5)-, -N(R^5)S(O)₂-, -C(O)O-, -OC(O)-, -C
5 (O)-, -S(O)₂-- and -N=O(R^5)S-;

R^5 is independently selected from among H- and C₁₋₄-alkyl-;

or a salt thereof.

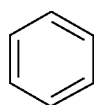
10

Particularly preferred are the above compounds of formula **1**, wherein R^3 is H and R^4 is F.

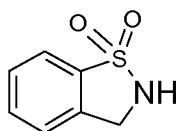
Particularly preferred are the above compounds of formula **1**, wherein R^3 is H and R^4 is H.

Preferred are the above compounds of formula **1**, wherein R^2 is $R^{2,t}$ and $R^{2,t}$ is selected from among
15 the substituents (a1) to (f1),), particularly preferred (a1) and (b1),

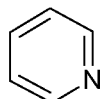
(a1)



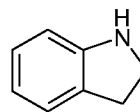
(c1)



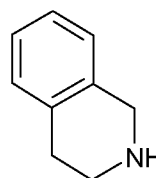
(e1)



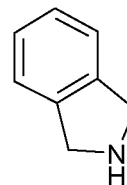
(b1)



(d1)



(f1)

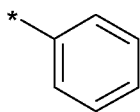


wherein carbon atoms of the rings are optionally and independently from each other substituted
with one, two or three $R^{2,1}$; wherein a nitrogen atom of the ring is optionally substituted
with $R^{2,2}$.

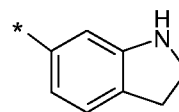
20

Preferred are the above compounds of formula **1**, wherein R^2 is $R^{2,t}$ and $R^{2,t}$ is selected from among the substituents (a2) to (g2)

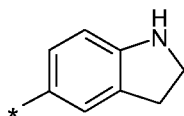
(a2)



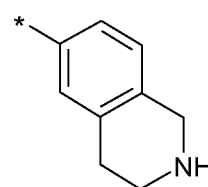
(b2)



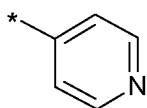
(c2)



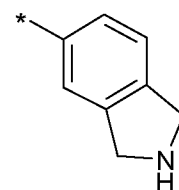
(d2)



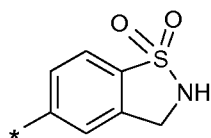
(e2)



(f2)



(g2)

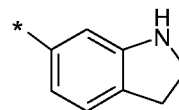
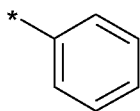


wherein carbon atoms of the rings are optionally and independently from each other substituted
 5 with one, two or three $R^{2,1}$; wherein a nitrogen atom of the ring is optionally substituted
 with $R^{2,2}$.

Preferred are the above compounds of formula **1**, wherein R^2 is $R^{2,r}$ and $R^{2,r}$ is selected from among
 10 the substituents (a2) and (b2)

(a2)

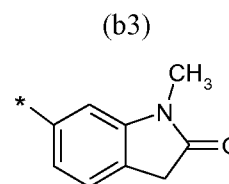
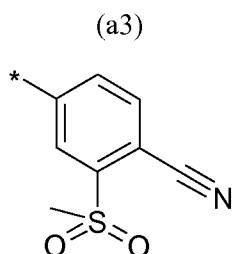
(b2)



wherein carbon atoms of the ring are optionally and independently from each other substituted with one, two or three $R^{2.1}$; wherein nitrogen atom of the ring are optionally substituted with $R^{2.2}$.

5

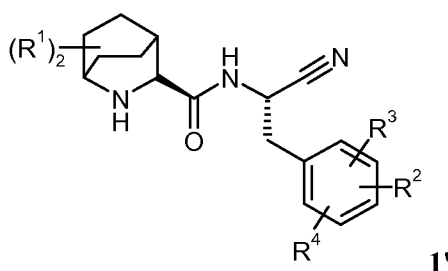
Preferred are the above compounds of formula **1**, wherein R^2 is $R^{2.s}$ and $R^{2.s}$ is selected from among the substituents (a3) and (b3)



10

Preferred are the compounds of formula I, wherein the compounds are selected from the group consisting of examples 1 and 4.

15 Preferred are the above compounds of formula **1**, in its enantiomerically pure form of formula **1'**



wherein R^1 , R^2 , R^3 and R^4 have the above mentioned meaning.

20

USED TERMS AND DEFINITIONS

Terms not specifically defined herein should be given the meanings that would be given to them by one of skill in the art in light of the disclosure and the context. As used in the specification,
5 however, unless specified to the contrary, the following terms have the meaning indicated and the following conventions are adhered to.

In the groups, radicals, or moieties defined below, the number of carbon atoms is often specified preceding the group, for example, C₁₋₆-alkyl means an alkyl group or radical having 1 to 6 carbon
10 atoms.

In general in single groups like HO, H₂N, S(O), S(O)₂, NC (cyano), HOOC, F₃C or the like, the skilled artisan can see the radical attachment point(s) to the molecule from the free valences of the group itself. For combined groups comprising two or more subgroups, the last named subgroup is
15 the radical attachment point, for example, the substituent "aryl-C₁₋₄-alkyl-" means an aryl group which is bound to a C₁₋₄-alkyl-group, the latter of which is bound to the core or to the group to which the substituent is attached.

Alternatively "*" indicates within a chemical entity the binding site, i.e. the point of attachment
20

In case a compound of the present invention is depicted in form of a chemical name and as a formula in case of any discrepancy the formula shall prevail. An asterisk is may be used in sub-formulas to indicate the bond which is connected to the core molecule as defined.

25 Many of the followings terms may be used repeatedly in the definition of a formula or group and in each case have one of the meanings given above, independently of one another.

The term "substituted" as used herein, means that any one or more hydrogens on the designated atom is replaced with a selection from the indicated group, provided that the designated atom's
30 normal valence is not exceeded, and that the substitution results in a stable compound.

The expressions "prevention", "prophylaxis", "prophylactic treatment" or "preventive treatment" used herein should be understood synonymous and in the sense that the risk to develop a condition mentioned hereinbefore is reduced, especially in a patient having elevated risk for said conditions

or a corresponding anamnesis, e.g. elevated risk of developing metabolic disorder such as diabetes or obesity or another disorder mentioned herein. Thus the expression "prevention of a disease" as used herein means the management and care of an individual at risk of developing the disease prior to the clinical onset of the disease. The purpose of prevention is to combat the development of the disease, condition or disorder, and includes the administration of the active compounds to prevent or delay the onset of the symptoms or complications and to prevent or delay the development of related diseases, conditions or disorders. Success of said preventive treatment is reflected statistically by reduced incidence of said condition within a patient population at risk for this condition in comparison to an equivalent patient population without preventive treatment.

The expression "treatment" or "therapy" means therapeutic treatment of patients having already developed one or more of said conditions in manifest, acute or chronic form, including symptomatic treatment in order to relieve symptoms of the specific indication or causal treatment in order to reverse or partially reverse the condition or to delay the progression of the indication as far as this may be possible, depending on the condition and the severity thereof. Thus the expression "treatment of a disease" as used herein means the management and care of a patient having developed the disease, condition or disorder. The purpose of treatment is to combat the disease, condition or disorder. Treatment includes the administration of the active compounds to eliminate or control the disease, condition or disorder as well as to alleviate the symptoms or complications associated with the disease, condition or disorder.

Unless specifically indicated, throughout the specification and the appended claims, a given chemical formula or name shall encompass tautomers and all stereo, optical and geometrical isomers (e.g. enantiomers, diastereomers, E/Z isomers etc...) and racemates thereof as well as mixtures in different proportions of the separate enantiomers, mixtures of diastereomers, or mixtures of any of the foregoing forms where such isomers and enantiomers exist, as well as salts, including pharmaceutically acceptable salts thereof and solvates thereof such as for instance hydrates including solvates of the free compounds or solvates of a salt of the compound.

As used herein the term "prodrug" refers to (i) an inactive form of a drug that exerts its effects after metabolic processes within the body converting it to a usable or active form, or (ii) a substance that gives rise to a pharmacologically active metabolite, although not itself active (i.e. an inactive precursor).

The terms "prodrug" or "prodrug derivative" mean a covalently-bonded derivative, carrier or precursor of the parent compound or active drug substance which undergoes at least some biotransformation prior to exhibiting its pharmacological effect(s). Such prodrugs either have metabolically cleavable or otherwise convertible groups and are rapidly transformed in vivo to yield the parent compound, for example, by hydrolysis in blood or by activation via oxidation as in case of thioether groups. Most common prodrugs include esters and amide analogs of the parent compounds. The prodrug is formulated with the objectives of improved chemical stability, improved patient acceptance and compliance, improved bioavailability, prolonged duration of action, improved organ selectivity, improved formulation (e.g., increased hydrosolubility), and/or decreased side effects (e.g., toxicity). In general, prodrugs themselves have weak or no biological activity and are stable under ordinary conditions. Prodrugs can be readily prepared from the parent compounds using methods known in the art, such as those described in A Textbook of Drug Design and Development, Krogsgaard-Larsen and H. Bundgaard (eds.), Gordon & Breach, 1991, particularly Chapter 5: "Design and Applications of Prodrugs"; Design of Prodrugs, H. Bundgaard (ed.), Elsevier, 1985; Prodrugs: Topical and Ocular Drug Delivery, K.B. Sloan (ed.), Marcel Dekker, 1998; Methods in Enzymology, K. Widder *et al.* (eds.), Vol. 42, Academic Press, 1985, particularly pp. 309-396; Burger's Medicinal Chemistry and Drug Discovery, 5th Ed., M. Wolff (ed.), John Wiley & Sons, 1995, particularly Vol. 1 and pp. 172-178 and pp. 949-982; Pro-Drugs as Novel Delivery Systems, T. Higuchi and V. Stella (eds.), Am. Chem. Soc., 1975; Bioreversible Carriers in Drug Design, E.B. Roche (ed.), Elsevier, 1987, each of which is incorporated herein by reference in their entireties.

The term "pharmaceutically acceptable prodrug" as used herein means a prodrug of a compound of the invention which is, within the scope of sound medical judgment, suitable for use in contact with the tissues of humans and lower animals without undue toxicity, irritation, allergic response, and the like, commensurate with a reasonable benefit/risk ratio, and effective for their intended use, as well as the zwitterionic forms, where possible.

The phrase "pharmaceutically acceptable" is employed herein to refer to those compounds, materials, compositions, and/or dosage forms which are, within the scope of sound medical judgment, suitable for use in contact with the tissues of human beings and animals without excessive toxicity, irritation, allergic response, or other problem or complication, and commensurate with a reasonable benefit/risk ratio.

As used herein, "pharmaceutically acceptable salts" refer to derivatives of the disclosed compounds wherein the parent compound is modified by making acid or base salts thereof. Examples of pharmaceutically acceptable salts include, but are not limited to, mineral or organic acid salts of basic residues such as amines; alkali or organic salts of acidic residues such as carboxylic acids; and the like. For example, such salts include salts from ammonia, L-arginine, betaine, benethamine, benzathine, calcium hydroxide, choline, deanol, diethanolamine (2, 2'-iminobis(ethanol)), diethylamine, 2-(diethylamino)-ethanol, 2-aminoethanol, ethylenediamine, N-ethyl-glucamine, hydrabamine, 1H-imidazole, lysine, magnesium hydroxide, 4-(2-hydroxyethyl)-morpholine, piperazine, potassium hydroxide, 1-(2-hydroxyethyl)-pyrrolidine, sodium hydroxide, triethanolamine (2, 2', 2''-nitrilotris(ethanol)), tromethamine, zinc hydroxide, acetic acid, 2,2-dichloro-acetic acid, adipic acid, alginic acid, ascorbic acid, L-aspartic acid, benzenesulfonic acid, benzoic acid, 2, 5-dihydroxybenzoic acid, 4-acetamido-benzoic acid, (+)-camphoric acid, (+)-camphor-10-sulfonic acid, carbonic acid, cinnamic acid, citric acid, cyclamic acid, decanoic acid, dodecylsulfuric acid, ethane-1, 2-disulfonic acid, ethanesulfonic acid, 2-hydroxy-ethanesulfonic acid, ethylenediaminetetraacetic acid, formic acid, fumaric acid, galactaric acid, gentisic acid, D-glucoheptonic acid, D-gluconic acid, D-glucuronic acid, glutamic acid, glutaric acid, 2-oxo-glutaric acid, glycerophosphoric acid, glycine, glycolic acid, hexanoic acid, hippuric acid, hydrobromic acid, hydrochloric acid, isobutyric acid, DL-lactic acid, lactobionic acid, lauric acid, lysine, maleic acid, (-)-L-malic acid, malonic acid, DL-mandelic acid, methanesulfonic acid, galactaric acid, naphthalene-1, 5-disulfonic acid, naphthalene-2-sulfonic acid, 1-hydroxy-2-naphthoic acid, nicotinic acid, nitric acid, octanoic acid, oleic acid, orotic acid, oxalic acid, palmitic acid, pamoic acid (embonic acid), phosphoric acid, propionic acid, (-)-L-pyroglutamic acid, salicylic acid, 4-amino-salicylic acid, sebacic acid, stearic acid, succinic acid, sulfuric acid, tannic acid, (+)-L-tartaric acid, thiocyanic acid, p-toluenesulfonic acid and undecylenic acid. Further pharmaceutically acceptable salts can be formed with cations from metals like aluminium, calcium, lithium, magnesium, potassium, sodium, zinc and the like. (also see Pharmaceutical salts, Berge, S.M. et al., J. Pharm. Sci., (1977), 66, 1-19).

The pharmaceutically acceptable salts of the present invention can be synthesized from the parent compound which contains a basic or acidic moiety by conventional chemical methods. Generally, such salts can be prepared by reacting the free acid or base forms of these compounds with a sufficient amount of the appropriate base or acid in water or in an organic diluent like ether, ethyl acetate, ethanol, isopropanol, or acetonitrile, or a mixture thereof.

Salts of other acids than those mentioned above which for example are useful for purifying or isolating the compounds of the present invention (e.g. trifluoro acetate salts,) also comprise a part of the invention.

5 The term halogen generally denotes fluorine, chlorine, bromine and iodine.

The term "C_{1-n}-alkyl", wherein n is an integer selected from among 2, 3, 4, 5 or 6, either alone or in combination with another radical denotes an acyclic, saturated, branched or linear hydrocarbon radical with 1 to n C atoms. For example the term C₁₋₅-alkyl embraces the radicals H₃C-,
 10 H₃C-CH₂-, H₃C-CH₂-CH₂-, H₃C-CH(CH₃)-, H₃C-CH₂-CH₂-CH₂-, H₃C-CH₂-CH(CH₃)-,
 H₃C-CH(CH₃)-CH₂-, H₃C-C(CH₃)₂-, H₃C-CH₂-CH₂-CH₂-CH₂-, H₃C-CH₂-CH₂-CH(CH₃)-,
 H₃C-CH₂-CH(CH₃)-CH₂-, H₃C-CH(CH₃)-CH₂-CH₂-, H₃C-CH₂-C(CH₃)₂-, H₃C-C(CH₃)₂-CH₂-,
 H₃C-CH(CH₃)-CH(CH₃)- and H₃C-CH₂-CH(CH₂CH₃)-.
 15

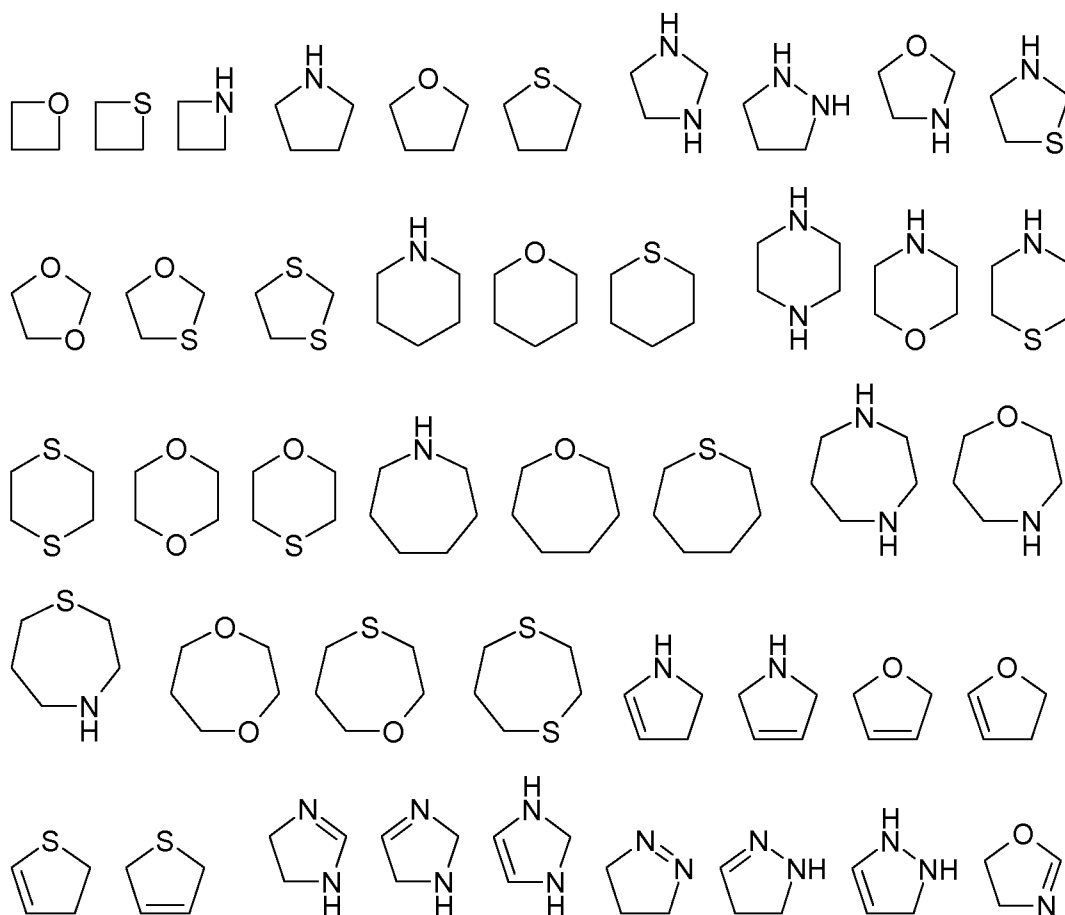
The term "C_{1-n}-alkylene" wherein n is an integer selected from among 2, 3, 4, 5 or 6, preferably 4 or 6, either alone or in combination with another radical, denotes an acyclic, straight or branched chain divalent alkyl radical containing from 1 to n carbon atoms. For example the term C₁₋₄-alkylene
 includes -CH₂-, -CH₂-CH₂-, -CH(CH₃)-, -CH₂-CH₂-CH₂-, -C(CH₃)₂-, -CH(CH₂CH₃)-, -CH(CH₃)-C
 20 H₂-, -CH₂-CH(CH₃)-, -CH₂-CH₂-CH₂-CH₂-, -CH₂-CH₂-CH(CH₃)-, -CH(CH₃)-CH₂-CH₂-, -CH₂-CH
 (CH₃)-CH₂-, -CH₂-C(CH₃)₂-, -C(CH₃)₂-CH₂-, -CH(CH₃)-CH(CH₃)-, -CH₂-CH(CH₂CH₃)-, -CH(CH₂
 CH₃)-CH₂-, -CH(CH₂CH₂CH₃)-, -CH(CH(CH₃))₂- and -C(CH₃)(CH₂CH₃)-.
 25

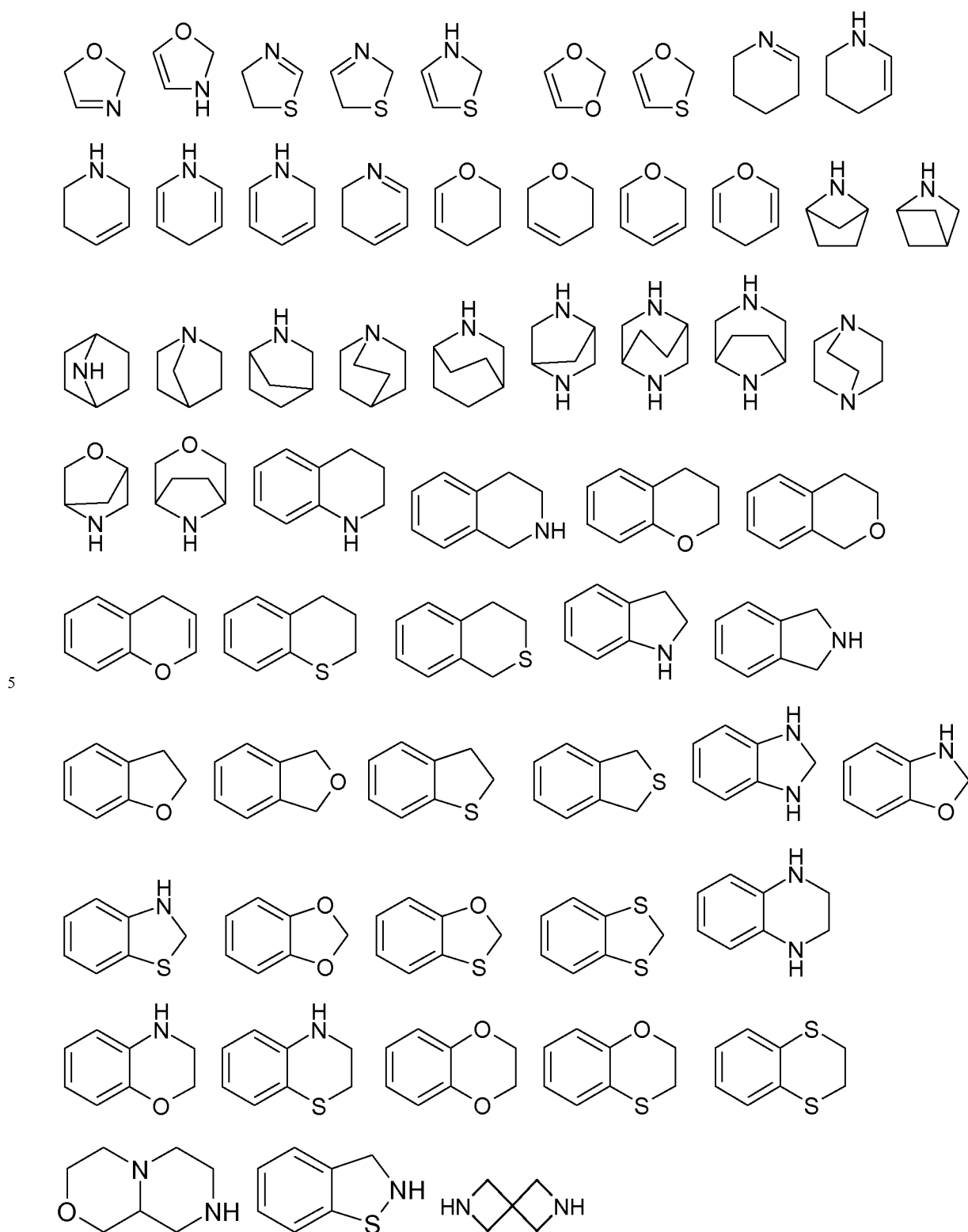
The term "C_{3-n}-cycloalkyl", wherein n is an integer selected from among 4, 5, 6, 7 or 8, preferably
 4, 5 or 6, either alone or in combination with another radical denotes a cyclic, saturated,
 25 unbranched hydrocarbon radical with 3 to 8 C atoms. For example the term C₃₋₈-cycloalkyl
 includes cyclopropyl, cyclobutyl, cyclopentyl, cyclohexyl, cycloheptyl, cyclooctyl.

By the term "halo" added to a "alkyl", "alkylene" or "cycloalkyl" group (saturated or unsaturated) is
 30 such a alkyl or cycloalkyl group wherein one or more hydrogen atoms are replaced by a halogen
 atom selected from among fluorine, chlorine or bromine, preferably fluorine and chlorine,
 particularly preferred is fluorine. Examples include: H₂FC-, HF₂C-, F₃C-.

The term "aryl" as used herein, either alone or in combination with another radical, denotes a carbocyclic aromatic monocyclic group containing 6 carbon atoms which may be further fused to a second five- or six-membered, carbocyclic group which may be aromatic, saturated or unsaturated. Aryl includes, but is not limited to, phenyl, indanyl, indenyl, naphthyl, anthracenyl, phenanthrenyl, tetrahydronaphthyl and dihydronaphthyl.

The term "C₅₋₁₀-heterocyclyl" means a saturated or unsaturated mono- or polycyclic-ring systems including aromatic ring system containing one or more heteroatoms independently selected from among N, O or S(O)_r, wherein r = 0, 1 or 2, consisting of 5 to 10 ring atoms wherein none of the heteroatoms is part of the aromatic ring. The term "heterocyclyl" is intended to include all the possible isomeric forms. Thus, the term "heterocyclyl" includes the following exemplary structures which are not depicted as radicals as each form may be attached through a covalent (single or double) bond to any atom so long as appropriate valences are maintained:

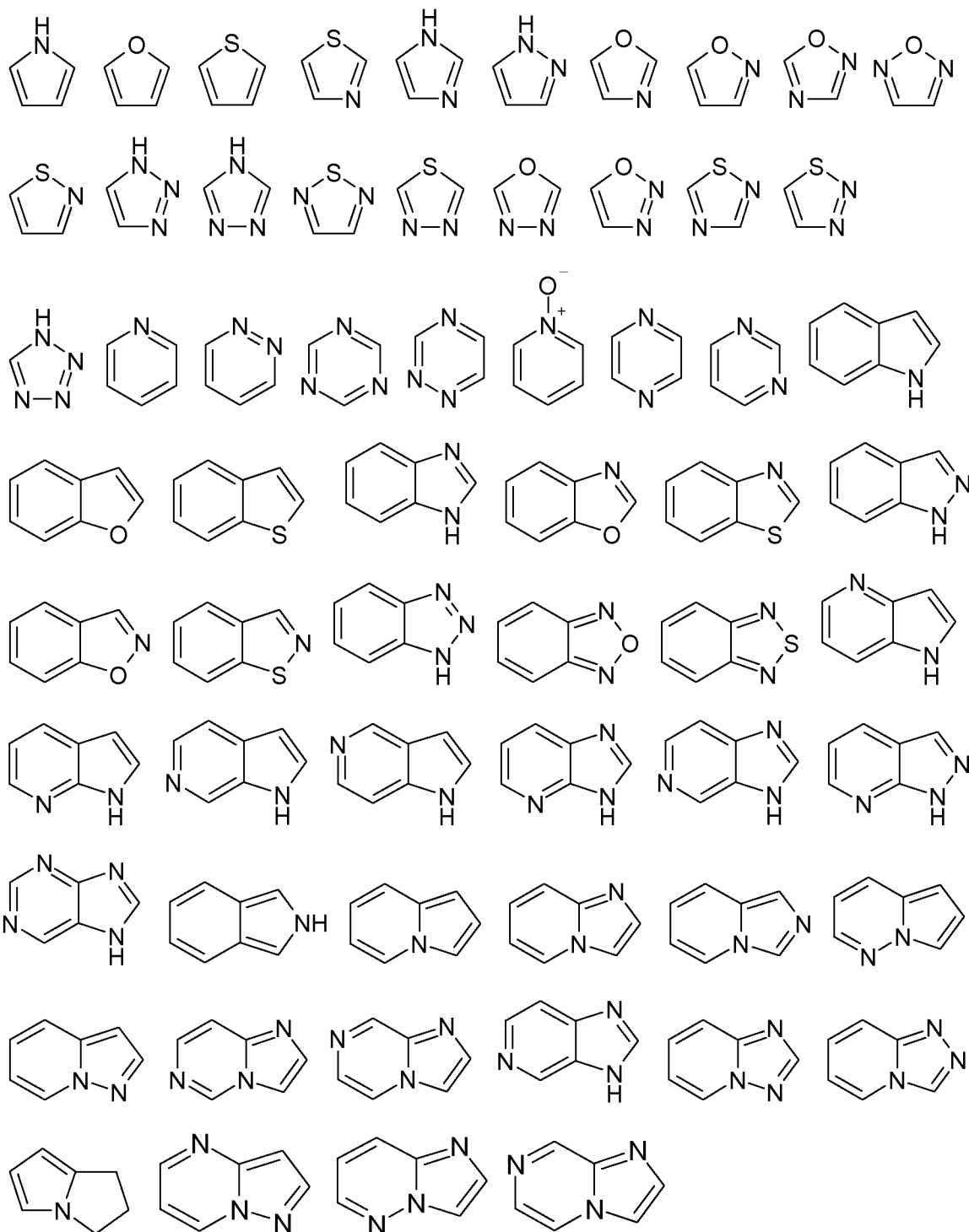




The term " C_{5-10} -heteroaryl" means a mono- or polycyclic-ring systems containing one or more heteroatoms independently selected from among N, O or S(O)_r, wherein r = 0, 1 or 2, consisting of

5 to 10 ring atoms wherein at least one of the heteroatoms is part of aromatic ring. The term "heteroaryl" is intended to include all the possible isomeric forms. Thus, the term "heteroaryl" includes the following exemplary structures which are not depicted as radicals as each form may be attached through a covalent bond to any atom so long as appropriate valences are maintained:

5



PREPARATION

GENERAL SYNTHETIC METHODS

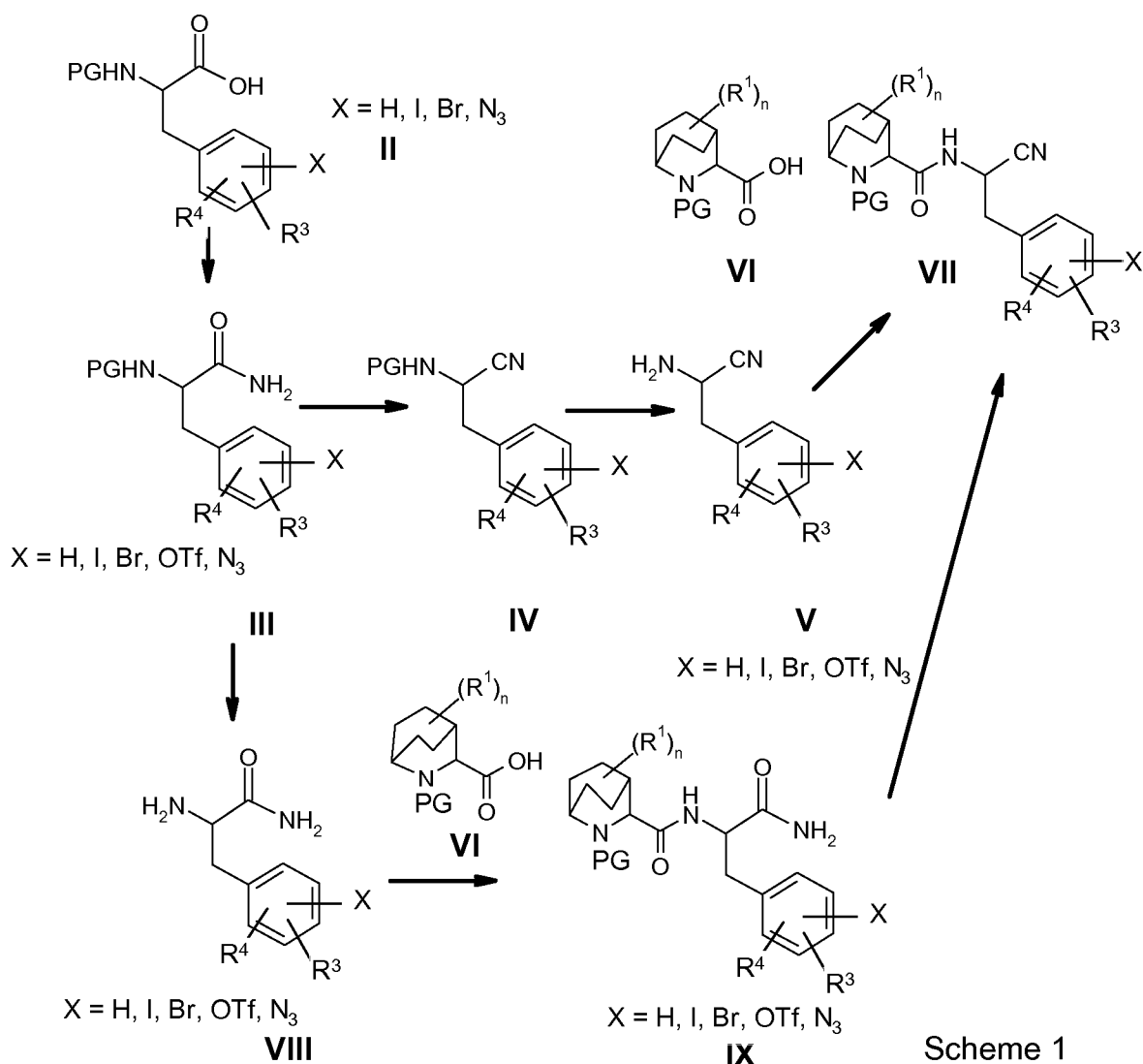
5

The invention also provides processes for making a compound of Formula **I**. In all methods, unless specified otherwise, R^1 , R^2 and n in the formulas below shall have the meaning of R^1 , R^2 and n in Formula **I** of the invention described herein above.

10 Optimal reaction conditions and reaction times may vary depending on the particular reactants used. Unless otherwise specified, solvents, temperatures, pressures, and other reaction conditions may be readily selected by one of ordinary skill in the art. Specific procedures are provided in the Synthetic Examples section. Typically, reaction progress may be monitored by thin layer
15 chromatography (TLC) or LC-MS, if desired, and intermediates and products may be purified by chromatography on silica gel, HPLC and/or by recrystallization. The examples which follow are illustrative and, as recognized by one skilled in the art, particular reagents or conditions could be modified as needed for individual compounds without undue experimentation. Starting materials and intermediates used, in the methods below, are either commercially available or easily prepared from commercially available materials by those skilled in the art.

20

A compound of Formula V, VII and IX may be made by the method outlined in Scheme 1:



Scheme 1

As illustrated in Scheme 1, a compound of Formula II, wherein PG represents a protecting group (e.g. *tert*-butoxycarbonyl), may be reacted with an aqueous ammonia solution, using standard literature procedures for the formation of an amide. For example, in the presence of a base such as N-methyl-morpholine or N-ethyl-morpholine and an activating agent such as O-(7-Azabenzotriazol-1-yl)-N, N, N', N'-tetramethyluronium hexafluorophosphate (HATU) or O-(Benzotriazol-1-yl)-N, N, N', N'-tetramethyluroniumtetrafluoroborate (TBTU). The reaction is conveniently carried out in a suitable solvent such as N, N-dimethylformamide. Standard peptide coupling reactions known in the art (see for example M. Bodanszky, 1984, The Practice of Peptide Synthesis, Springer-Verlag) may be employed in these syntheses.

Dehydration of an amide such as in a compound of Formula III or Formula IX to the corresponding nitrile of Formula IV or VII may be carried out by use of a dehydration agent such as (methoxycarbonylsulfamoyl)triethyl ammonium hydroxide, in a suitable solvent such as dichloromethane (DCM).

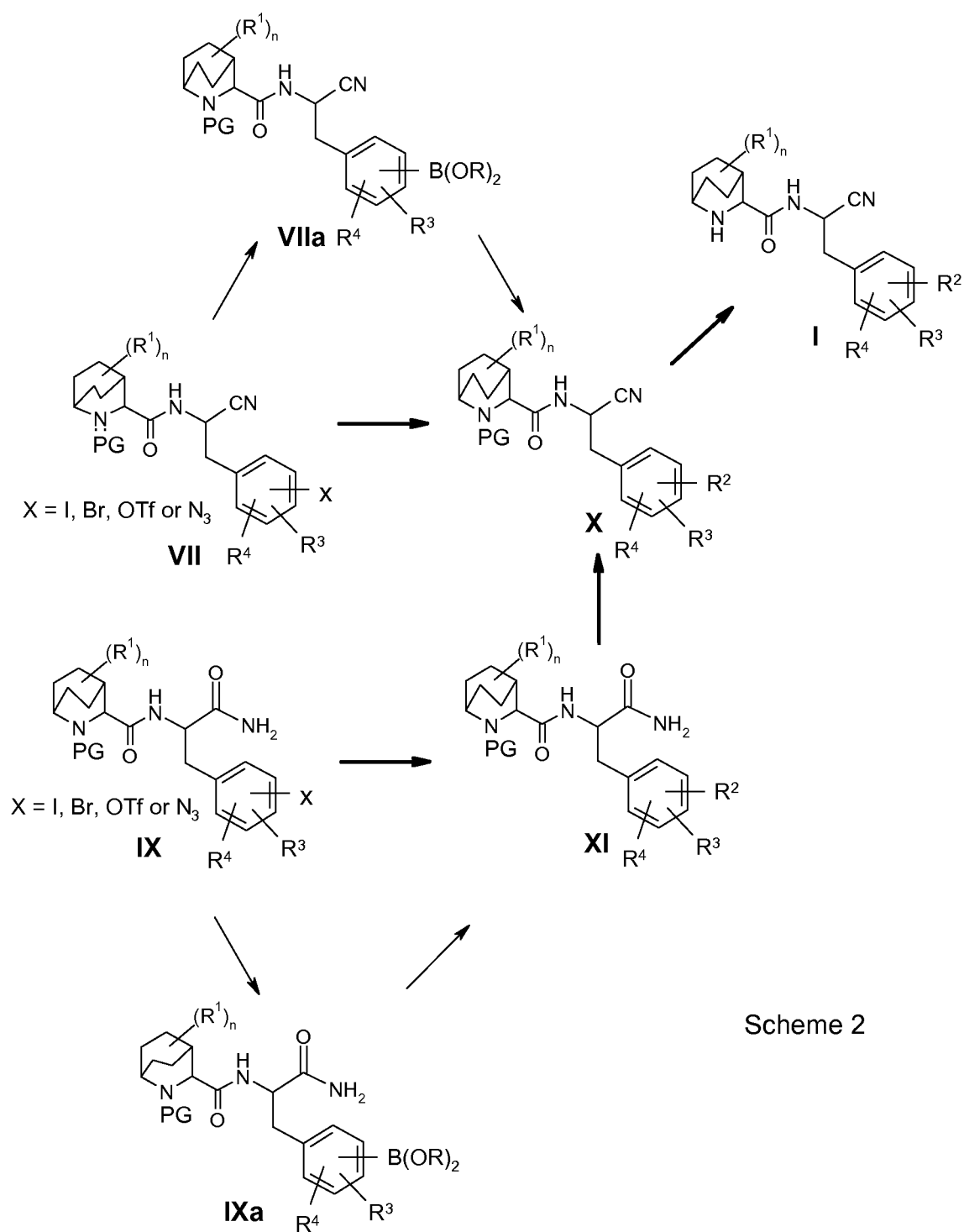
5

Reacting an acid of Formula VI using standard literature procedures for the formation of an amide, for example in the presence of a base such as N, N-diisopropylethylamine (DIPEA) and an activating agent such as HATU or TBTU, with an amine of Formula V or VIII in a suitable solvent, provides a compound of Formula VII or IX. Standard peptide coupling reactions known in the art (see for example M. Bodanszky, 1984, The Practice of Peptide Synthesis, Springer-Verlag) may be employed in these syntheses.

10

The protection and deprotection of functional groups is described in 'Protective Groups in Organic Synthesis', T. W. Greene and P. G. M. Wuts, Wiley-Interscience. For example, for the deprotection of *tert*-butoxycarbonyl, an acid such as formic acid, trifluoroacetic acid, p-toluenesulfonic acid or HCl may be used in a suitable solvent such as water, DCM or dioxane. Another method to deprotect *tert*-butoxycarbonyl is the reaction with trimethyliodosilane or trimethylchlorosilane in combination with sodium iodide in an appropriate solvent like acetonitrile, DMF or DCM.

15



Scheme 2

During the reaction sequences depicted in Scheme 1 and Scheme 2 a hydroxy group ($X=OH$) can be converted to a trifluoromethanesulfonyl group ($X=OTf$) at any level. Especially, a compound IX with $X=OH$ is transformed to the appropriate triflate ($X=OTf$) by reaction with N,N-bis-(trifluoromethanesulfonyl) aniline, or trifluoromethanesulfonyl chloride or anhydride, in the

presence of an organic base e.g. triethylamine, morpholine, piperidine, DIPEA in an appropriate anhydrous solvent, e.g. DCM.

As illustrated in Scheme 2, (transition) metal catalyzed reaction of a compound of Formula VII or IX wherein X is I, Br, Cl or OTf, provides a compound of Formula X or XI. For example, reaction with a boronic acid or the corresponding boronic acid ester, in a suitable solvent such as acetonitrile, in the presence of a suitable catalyst such as 1, 1-bis(di-tert-butylphosphino)ferrocene palladium dichloride and a suitable base such as K_2CO_3 provides a compound of Formula X or XI. Alternatively, reaction of a compound of Formula VII or IX, wherein X is I, Br, Cl or OTf with a tributyl(vinyl)tin reagent in the presence of a suitable catalyst such as bis-(triphenylphosphin)-palladiumchloride, in a suitable solvent such as dimethylformamide (DMF) and if desirable in the presence of an additive such as tetraethylammonium chloride provides compounds of Formula X or XI. Further, reaction of a compound of Formula VII or IX, wherein X is I or Br, may be reacted with an amine in the presence of a suitable catalyst such as Cu(I)I and a suitable base such as caesium carbonate and a suitable promotor such as L-proline provides a compound of Formula X or XI.

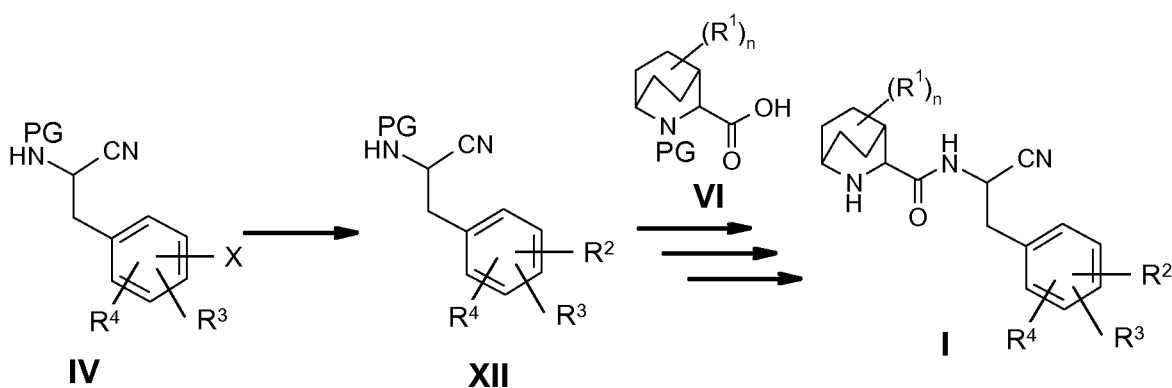
In an inversed fashion compounds of formula VII or IX (X: I, Br, Cl, OTf) can be converted into the corresponding boronic acid derivatives VIIa or IXa, wherein R can be H or lower alkyl independently and the residues R can form a ring. For example, VII or IX can be reacted with bis-pinacolato-diboron in the presence of a suitable catalyst such as 1, 1-bis(di-tert-butylphosphino)ferrocene palladium dichloride and a suitable base such as potassium acetate or sodium, potassium or cesium carbonate or phosphate, in a suitable solvent such as dioxan, dimethylformamide (DMF), or dichloromethane (DCM) to yield the boronic esters VIIa or IXa, respectively. These can be reacted with appropriate aromatic halides in analogy as above to yield the desired coupling products of formula X or XI.

Further, as illustrated in Scheme 2, reaction of a compound of Formula VII or IX, wherein X is N_3 with an alkyne in the presence of a suitable catalyst such as copper(II)sulfate pentahydrate and a suitable reducing agent such as L-ascorbic acid in a suitable solvent such as dimethyl sulfoxide (DMSO) / water provides a compound of Formula X or XI.

Further modifications of compounds of Formula X, XI and I by methods known in the art and illustrated in the Examples below, may be used to prepare additional compounds of the invention.

Dehydration of an amide of Formula XI to the corresponding nitrile of Formula X may be carried out by use of a dehydration agent such as (methoxycarbonylsulfamoyl)triethyl ammonium hydroxide, in a suitable solvent such as DCM.

5



X = I, Br, Cl, OTf or N₃

Scheme 3

As illustrated in Scheme 3, (transition) metal catalyzed reaction of a compound of Formula IV wherein X is I, Br, Cl or OTf provides a compound of Formula XII. For example, reaction with a boronic acid or the corresponding boronic acid ester, in a suitable solvent such as acetonitrile, in the presence of a suitable catalyst such as 1, 1-bis(di-tert-butylphosphino)ferrocene palladium dichloride and a suitable base such as K₂CO₃ provides a compound of Formula XII.

An acid of Formula VI using standard literature procedures for the formation of an amide, for example in the presence of a base such as DIPEA and an activating agent such as HATU or TBTU, can be reacted with an amine of Formula XII in a suitable solvent. Standard peptide coupling reactions known in the art (see for example M. Bodanszky, 1984, The Practice of Peptide Synthesis, Springer-Verlag) may be employed in these syntheses. Deprotection of functional groups is described in 'Protective Groups in Organic Synthesis', T. W. Greene and P. G. M. Wuts, Wiley-Interscience. For example, for the deprotection of tert-butoxycarbonyl, an acid such as formic acid, p-toluenesulfonic acid, trifluoroacetic acid or HCl may be used in a suitable solvent such as water, DCM or dioxane and can be performed on the crude amide coupling product to provide a compound of Formula I. Another method to deprotect tert-butoxycarbonyl is the reaction with trimethyliodosilane or trimethylchlorosilane in combination with sodium iodide in an appropriate solvent like acetonitrile, DMF or DCM.

SYNTHETIC EXAMPLES

The following are representative compounds of the invention which can be made by the general synthetic schemes, the examples, and known methods in the art. Starting materials and

- intermediates were either commercially available and purchased from catalogues of ABCR,
 5 ACROS, ACTIVATE, AK SCIENTIFIC LABS, ALDRICH, ALFA, ALLICHEM, APOLLO,
 ARKPHARMINC, AROMACIRCLE, BACHEM, COMBI-BLOCKS, COMBI-PHOS,
 ENAMINE, FLUKA, FRONTIER SCIENTIFIC, J.T BAKER, MERCACHEM, MERCK,
 NETCHEM, RIEDEL DE HAEN or were synthesized according to literature or as described
 10 below in "Synthesis of starting materials/ educts" Liquid chromatography-mass spectroscopy
 (LCMS) retention time and observed m/z data for the compounds below are obtained by one of the
 following methods:

LC-MS Method **001_CA04**

Device-Description		Agilent 1100 with DAD, CTC Autosampler and Waters MSD		
Column		Waters XBridge C18		
Column Dimension		4.6 x 30 mm		
Particle Size		3.5 μ m		
Gradient/Solvent Time [min]	% Sol [H ₂ O 0,1% NH ₄ OH]	% Sol [Methanol]	Flow [ml/min]	Temp [°C]
0.0	80.0	20.0	2.0	60.0
1.7	0.0	100.0	2.0	60.0
2.5	0.0	100.0	2.0	60.0

15

LC-MS Method **004_CA01**

Device-Description		Agilent 1100 with DAD, Waters Autosampler and MSD		
Column		Waters Sunfire C18		
Column Dimension		4.6 x 30 mm		
Particle Size		3.5 μ m		
Solvent Gradient time [min]	% Sol [H ₂ O 0.1% TFA]	% Sol [Acetonitril]	Flow [ml/min]	Temp [°C]
0.0	98.0	2.0	2.5	60.0
1.5	0.0	100.0	2.5	60.0
1.8	0.0	100.0	2.5	60.0

LC-MS Method **V001_003**

Device-Description		Waters Alliance with DAD and MSD		
Column		Waters XBridge C18		
Column Dimension		4.6 x 30 mm		
Particle Size		3.5 μ m		

Gradient/Solvent Time [min]	% Sol [H ₂ O,0.1%TFA]	% Sol [Methanol]	Flow [ml/min]	Temp [°C]
0.0	95	5	4	60
0.20	95	5	4	60
1.5	0	100	4	60
1.75	0	100	4	60

LC-MS Method **V001_007**

Device-Description		Waters Alliance with DAD and MSD		
Column		Waters XBridge C18		
Column Dimension		4.6 x 30 mm		
Particle Size		3.5 µm		
Gradient/Solvent Time [min]	% Sol [H ₂ O,0.1%TFA]	% Sol [Methanol]	Flow [ml/min]	Temp [°C]
0.0	95	5	4	60
1.6	0	100	4	60
1.85	0	100	4	60
1.9	95	5	4	60

LC-MS Method **V002_005**

Device-Description		Waters Alliance with DAD and MSD		
Column		Waters Sunfire C18		
Column Dimension		4.6 x 30 mm		
Particle Size		3.5 µm		
Gradient/Solvent Time [min]	% Sol [H ₂ O,0.1%TFA]	% Sol [Methanol]	Flow [ml/min]	Temp [°C]
0.0	95	5	4	60
1.6	0	100	4	60
1.85	0	100	4	60
1.9	95	5	4	60

5

LC-MS Method **V003_003**

Device-Description		Waters Alliance with DAD and MSD		
Column		Waters XBridge C18		
Column Dimension		4.6 x 30 mm		
Particle Size		3.5 µm		
Solvent Gradient time [min]	% Sol [H ₂ O, 0.1% NH ₃]	% Sol [Acetonitril]	Flow [ml/min]	Temp [°C]
0.0	95	5	4	60
0.2	95	5	4	60
1.5	0	100.0	4	60
1.75	0	100	4	60

LC-MS Method **V011_S01**

Device-Description		Waters Alliance with DAD and MSD		
Column		Waters XBridge C18		

Device-Description			Waters Alliance with DAD and MSD	
Column Dimension			4.6 x 30 mm	
Particle Size			3.5 µm	
Solvent Gradient time [min]	% Sol [H ₂ O, 0.1% NH ₃]	% Sol [Acetonitril]	Flow [ml/min]	Temp [°C]
0.0	97	3	5	60
0.2	97	3	5	60
1.6	0	100	5	60
1.7	0	100	5	60

LC-MS Method **V012_S01**

Device-Description			Waters Alliance with DAD and MSD	
Column			Waters XBridge C18	
Column Dimension			4.6 x 30 mm	
Particle Size			3.5 µm	
Solvent Gradient time [min]	% Sol [H ₂ O,0.1%TFA]	% Sol [Acetonitril]	Flow [ml/min]	Temp [°C]
0.0	97	3	5	60
0.2	97	3	5	60
1.6	0	100	5	60
1.7	0	100	5	60

LC-MS Method **V018_S01**

Device-Description			Waters Alliance with DAD and MSD	
Column			Waters Sunfire C18	
Column Dimension			4.6 x 30 mm	
Particle Size			3.5 µm	
Solvent Gradient time [min]	% Sol [H ₂ O,0.1%TFA]	% Sol [Acetonitril]	Flow [ml/min]	Temp [°C]
0.0	97	3	5	60
0.2	97	3	5	60
1.6	0	100	5	60
1.7	0	100	5	60

5

LC-MS Method **W018_S01**

Device Description			Waters 1525 with DAD and MSD	
Column:			Waters Sunfire C18	
Column Dimension			4.6 x 30 mm	
Particle Size			2.5 µm	
Gradient/Solvent Time [min]	% Sol [H ₂ O,0.1%TFA]	% Sol [ACN]	Flow [ml/min]	Temp [°C]
0.0	97	3	4	60
0.15	97	3	3	60
2.15	0	100	3	60
2.20	0	100	4,5	60
2.40	0	100	4,5	60

LC-MS Method **X001_004**

Device-Description		Waters Acquity with DAD and MSD		
Column		Waters XBridge C18		
Column Dimension		2.1 x 20 mm		
Particle Size		2.5 µm		
Gradient/Solvent Time [min]	% Sol [H ₂ O,0.10%TFA]	% Sol [Methanol]	Flow [ml/min]	Temp [°C]
0.0	95	5	1.4	60
0.05	95	5	1.4	60
1.00	0	100	1.4	60
1.1	0	100	1.4	60

LC-MS Method **X012_S01**

Device-Description		Waters Acquity with DAD and MSD		
Column		Waters XBridge BEH C18		
Column Dimension		2.1 x 30 mm		
Particle Size		1.7 µm		
Solvent Gradient time [min]	% Sol [H ₂ O,0.1%TFA]	% Sol [Acetonitril]	Flow [ml/min]	Temp [°C]
0.0	99	1	1.6	60
0.02	99	1	1.6	60
1.00	0	100	1.6	60
1.10	0	100	1.6	60

5 LC-MS Method **X018_S01**

Device-Description		Waters Acquity with DAD and MSD		
Column		Waters Sunfire C18		
Column Dimension		2.1 x 30 mm		
Particle Size		2.5 µm		
Gradient/Solvent Time [min]	% Sol [H ₂ O,0.1%TFA]	% Sol [Acetonitril]	Flow [ml/min]	Temp [°C]
0.0	99	1	1.5	60
0.02	99	1	1.5	60
1.00	0	100	1.5	60
1.10	0	100	1.5	60

LC-MS Method **Z002_005**

Device Description		Agilent 1200 with DAD and MSD		
Column:		Waters Sunfire C18		
Column Dimension		3 x 30 mm		
Particle Size		2.5 µm		
Gradient/Solvent Time [min]	% Sol [H ₂ O,0.1%TFA]	% Sol [Methanol]	Flow [ml/min]	Temp [°C]
0.0	95	5	1.8	60
0.25	95	5	1.8	60
1.70	0	100	1.8	60

1.75	0	100	2.5	60
1.90	0	100	2.5	60

LC-MS Method **Z011_S03**

Device-Description		Agilent 1200 with DAD and MSD		
Column		Waters XBridge C18		
Column Dimension		3 x 30 mm		
Particle Size		2.5 µm		
Gradient/Solvent Time [min]	% Sol [H ₂ O,0.1%NH ₃]	% Sol [Acetonitril]	Flow [ml/min]	Temp [°C]
0.00	97	3	2.2	60
0.20	97	3	2.2	60
1.20	0	100	2.2	60
1.25	0	100	3	60
1.40	0	100	3	60

LC-MS Method **Z012_S04**

Device-Description		Agilent 1200 with DAD and MSD		
Column		Waters XBridge C18		
Column Dimension		3 x 30 mm		
Particle Size		2.5 µm		
Solvent Gradient time [min]	% Sol [H ₂ O,0.1%TFA]	% Sol [Acetonitril]	Flow [ml/min]	Temp [°C]
0.00	97	3	2.2	60
0.20	97	3	2.2	60
1.20	0	100	2.2	60
1.25	0	100	3	60
1.40	0	100	3	60

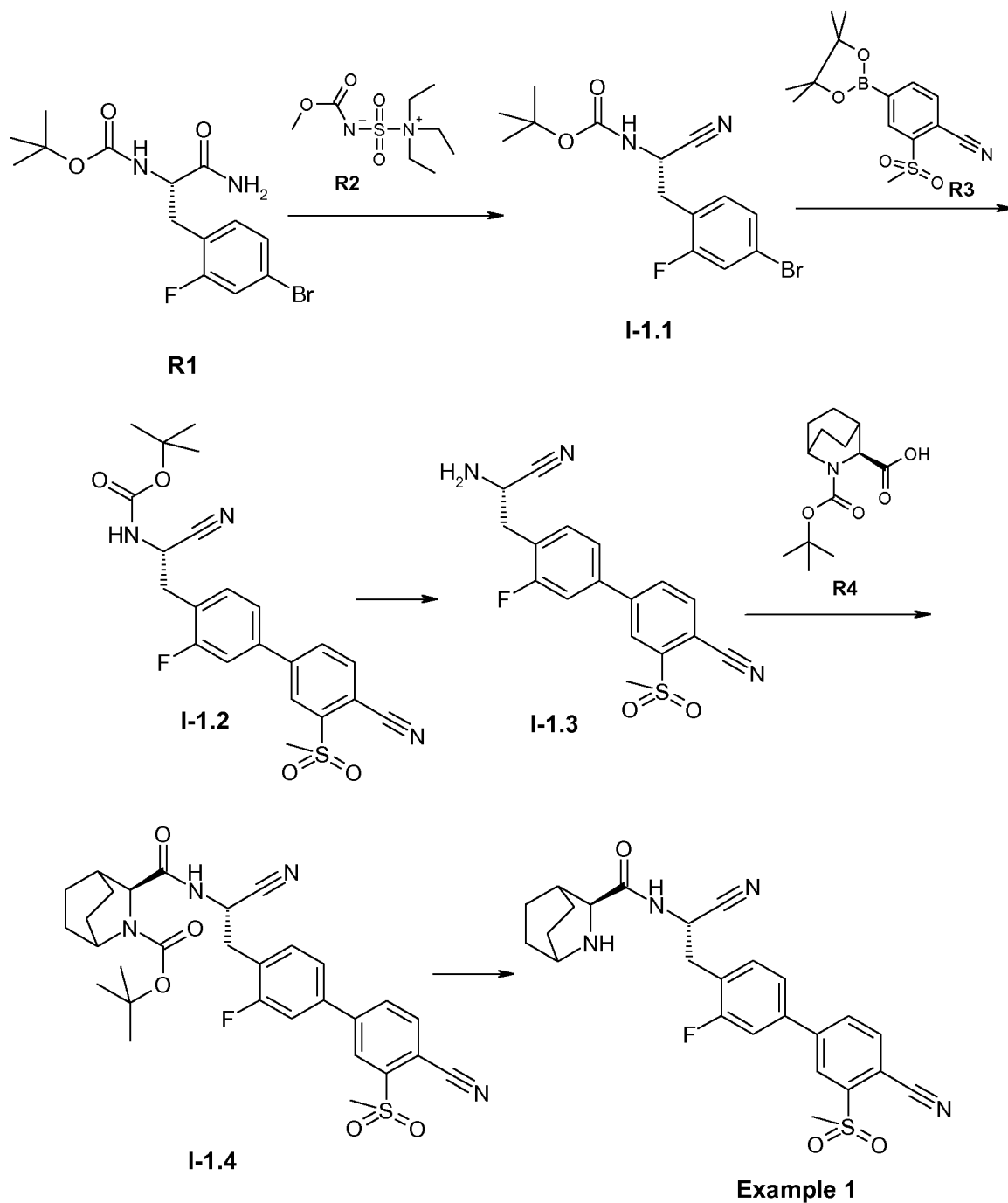
5

LC-MS Method **Z018_S04**

Device-Description		Agilent 1200 with DAD and MSD		
Column		Waters Sunfire C18		
Column Dimension		3 x 30 mm		
Particle Size		2.5 µm		
Solvent Gradient time [min]	% Sol [H ₂ O,0.1%TFA]	% Sol [Acetonitril]	Flow [ml/min]	Temp [°C]
0.00	97	3	2.2	60
0.20	97	3	2.2	60
1.20	0	100	2.2	60
1.25	0	100	3	60
1.40	0	100	3	60

Method A

Synthesis of (2S)-N-[(1S)-1-cyano-2-[4-(4-cyano-3-methylsulfonyl-phenyl)-2-fluoro-phenyl]ethyl]-3-azabicyclo[2.2.2]octane-2-carboxamide (Example 1)



5

Step 1: Synthesis of Intermediate I-1.1

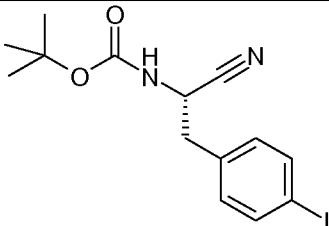
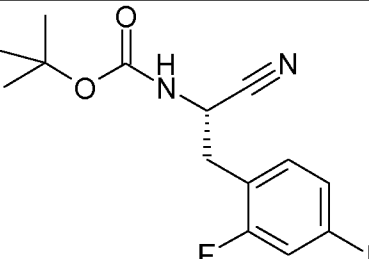
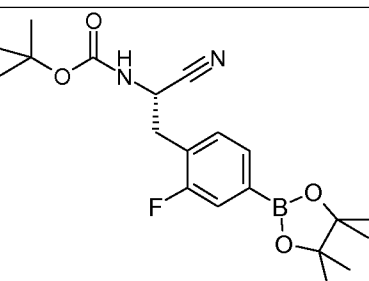
R1 (20.0 g, 55.4 mmol) is suspended in DCM (400 mL) and **R2** (26.4 g, 110.9 mmol) is added. The reaction mixture is stirred for 12 h under argon atmosphere. Afterwards the reaction mixture is

washed with water. The organic layer is dried over MgSO_4 , filtrated and the filtrate is concentrated. The residue is dissolved in DCM, filtrated by flash chromatography (using solvent mixture cyclohexane/ ethyl acetate = 70/30) and the filtrate is concentrated. Yield 97% m/z 287/343 $[\text{M}+\text{H}]^+$, rt 1.29 min, LC-MS Method X012_S01.

5

The following intermediates as shown in Table 2 are synthesized in a similar fashion from the appropriate intermediate or by direct boronylation of Intermediate I-1.1:

Table 2

Intermediate	Structure	m/z $[\text{M}+\text{H}]^+$	rt (min)	LC-MS method
I-1.1.1		395 $[\text{M}+\text{Na}]^+$	1.43	V001_007
I-1.1.2		391	1.29	V012_S01
I-1.1.3		391	1.36	V012_S01

10 Step 1a: Synthesis of Intermediate I-1.1.3

Intermediate I-1.1 (5.8 g, 16.9 mmol), bis-pinacolato-diboron (5.2 g, 20.28 mmol), potassium acetate (4.976 g, 50.7 mmol) and Bis(diphenylphosphino)ferrocene]dichloropalladium(II) ($\text{PdCl}_2(\text{dppf})$) as DCM complex (1.38 g, 1.69 mmol) are suspended in dioxane under argon and
 15 stirred for 2 h at 80°C . After cooling the mixture is treated with DCM and filtered. The filtrate is

washed with water and dried over MgSO_4 . After filtration the solution is evaporated in vacuo. The residue is dissolved in DCM and purified by MPLC (cyclohexane/ethyl acetate 8:2, wave length 230 nm). The fractions containing the product are combined and evaporated in vacuo. Yield 97% m/z 391 $[\text{M}+\text{H}]^+$, rt 1.36 min, LC-MS Method V012_S01.

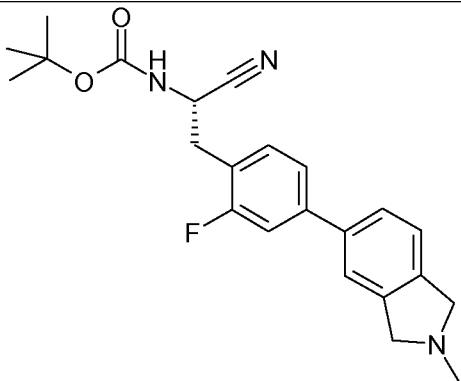
5

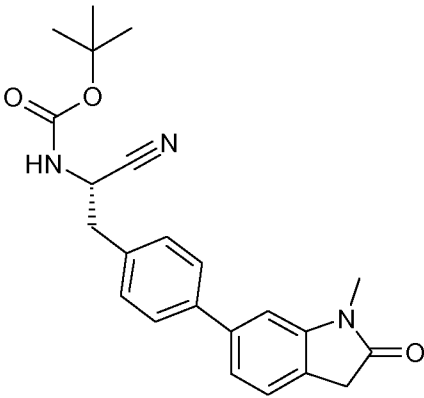
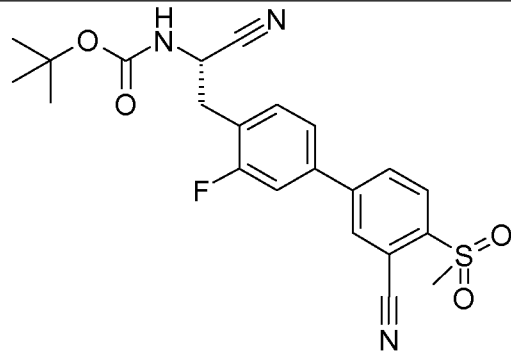
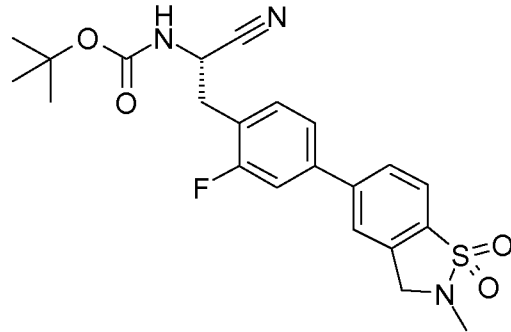
Step 2: Synthesis of Intermediate I-1.2

To I-1.1 (3.00 g, 8.74 mmol) in acetonitrile (50 mL) R3 (2.82 g, 9.18 mmol) and potassium phosphate solution (2 mol/L, 8.74 mL) are added. The mixture is purged with argon, [1, 1'-Bis(di-tert-butylphosphino)ferrocene]palladium dichloride (0.57 g, 0.87 mmol) is added
 10 and then the reaction mixture is heated to 80 °C for 2.5 h. Ethyl acetate and half saturated brine are added to the reaction mixture. The organic layer is dried over MgSO_4 and concentrated. Yield 97% m/z 461/444 $[\text{M}+\text{NH}_4]^+ / [\text{M}+\text{H}]^+$, rt 1.12 min, LC-MS Method V011_S01.

The following intermediates as shown in Table 3 are synthesized in a similar fashion from the
 15 appropriate intermediate:

Table 3

Intermediate	Educt	Structure of Intermediate	m/z $[\text{M}+\text{H}]^+$	rt (min)	LC-MS method
I-1.2.1	I-1.1.3		396	0.96	V012_S01

Intermediate	Educt	Structure of Intermediate	m/z [M+H] ⁺	rt (min)	LC-MS method
I-1.2.2	I-1.1.1		392	1.36	V001_007
I-1.2.3	I-1.1.2		444	1.21	V018_S01
I-1.2.4	I-1.1.3		446	1.18	V012_S01

During the synthesis of intermediates I-1.2.1 and I-1.2.4 the bromide (I-1.1) is transformed into the corresponding dioxaborolane compound: To I-1.1 (5.80 g, 17 mmol) in anhydrous dioxane (60 mL) Bis(pinacolato)diboron (5.20 g, 20 mmol) and potassium acetate (4.98 g, 51 mmol) are added. The mixture is purged with argon, [1, 1'-Bis(diphenylphosphino)ferrocene]dichloropalladium(II) (1.38 g, 1.7 mmol) is added to the mixture and heated to 80 °C for 2 h. DCM is added and the mixture is filtrated. The filtrate is diluted with water and extracted with DCM. The organic layer is dried over MgSO₄, filtrated and concentrated. The residue is purified by flash chromatography (cyclohexane/

ethyl acetate = 8/2) and concentrated. Yield 97% m/z 291/335/391 $[M+H]^+$, rt 1.36 min, LC-MS Method V012_S01.

And for the synthesis of I-1.2.1 an aq. solution of sodium carbonate (2 mol/L) is used instead of the potassium phosphate solution.

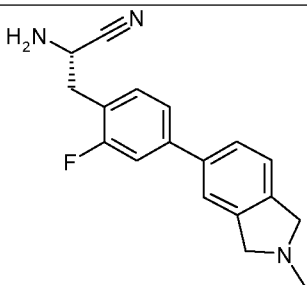
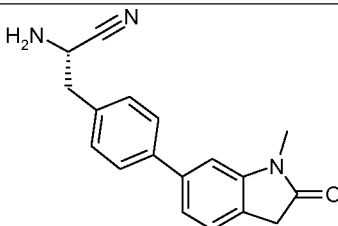
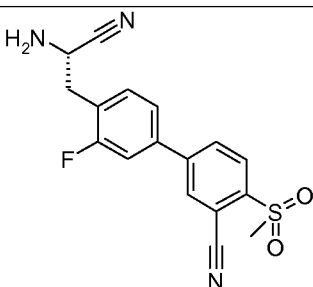
5

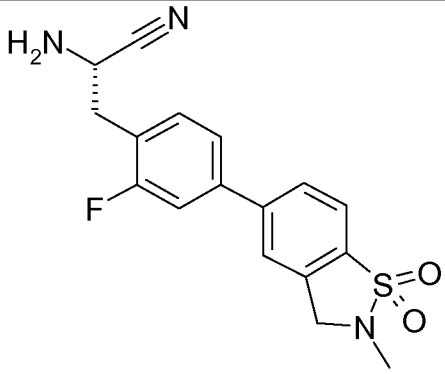
Step 3: Synthesis of Intermediate I-1.3

I-1.2 (4.85 g, 10.9 mmol) is dissolved in formic acid. The mixture is heated to 50 °C for 25 min in a pressure vessel. The reaction mixture is dropped carefully in saturated NaHCO_3 solution and then extracted three times with ethyl acetate. The organic layer is dried over MgSO_4 , filtrated and then
 10 concentrated. The residue is purified by flash chromatography (DCM/ methanol = 98/2). Yield 28%. m/z 344/361 $[M+H]^+ / [M+NH_4]^+$, rt 0.85 min, LC-MS Method V011_S01.

The following intermediates as shown in Table 4 are synthesized in a similar fashion from the appropriate intermediate:

15 **Table 4**

Intermediate	Educt	Structure of Intermediate	m/z $[M+H]^+$	rt (min)	LC-MS method
I-1.3.1	I-1.2.1		396	0.96	V012_S01
I-1.3.2	I-1.2.2		292	n.d.	n.d.
I-1.3.3	I-1.2.3		344	0.76	V018_S01

Intermediate	Educt	Structure of Intermediate	m/z [M+H] ⁺	rt (min)	LC-MS method
I-1.3.4	I-1.2.4		346	0.96	V011_S01

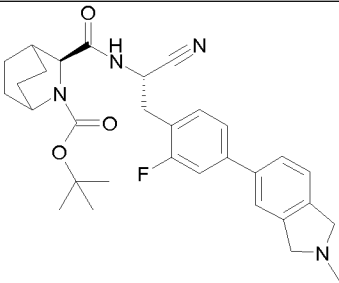
During the synthesis of intermediates I-1.3.1, I-1.3.2, I-1.3.3 and I-1.3.4 p-toluenesulfonic acid monohydrated in acetonitrile is added to the educt and the reaction mixture is stirred for 12 h.

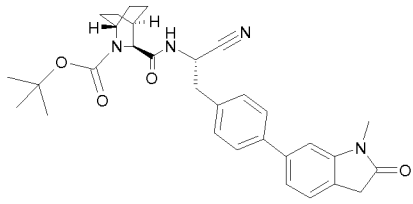
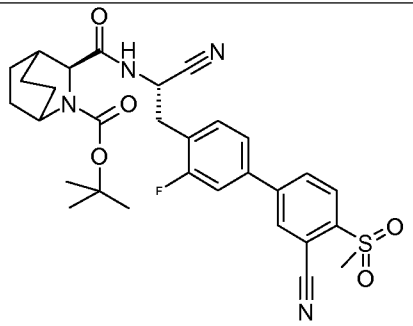
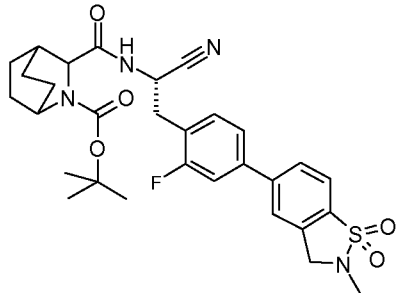
5 Step 4: Synthesis of Intermediate I-1.4

To R4 (50 mg, 0.20 mmol) in DMF (1.5 mL) HATU (82 mg, 0.22 mmol) and diisopropylethylamine (135 μ L, 0.78 mmol) are added and the reaction mixture is stirred for 15 min. Then intermediate I-1.3 (71 mg, 0.21 mmol) is added and the mixture is stirred for additional 12 h. The reaction solution is directly purified by reversed phase HPLC. Yield 75%, *m/z* 581/525/481 [M+H]⁺, rt 1.17 min, LC-MS Method V011_S01.

The following intermediates as shown in Table 5 are synthesized in a similar fashion from the appropriate intermediate:

Table 5

Intermediate	Educt	Structure of Intermediate	m/z [M+H] ⁺	rt (min)	LC-MS method
I-1.4.1	I-1.3.1		433/477/533	1.32	V011_S01

I-1.4.2	I-1.3.2		529	1.46	V002_005
I-1.4.3	I-1.3.3		581	1.25	V018_S01
I-1.4.4	I-1.3.4		583	1.27	V011_S01

During the synthesis of intermediates I-1.4.2 TBTU is used instead of HATU.

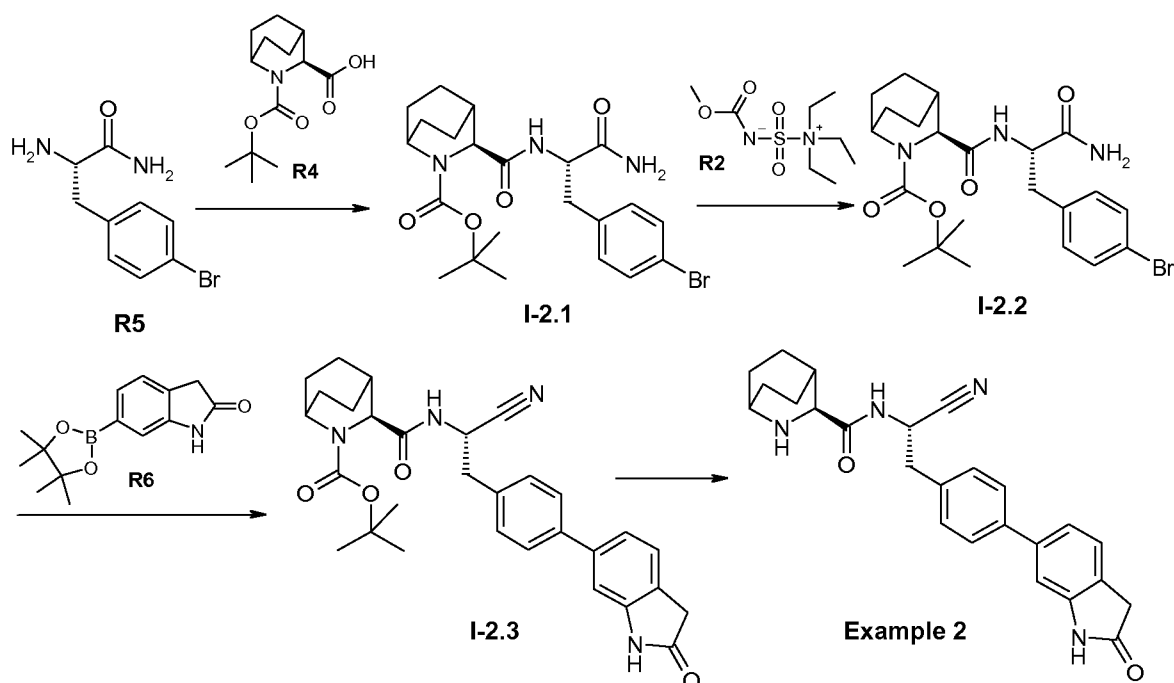
Step 5: Synthesis of Example 1

- 5 I-1.4 (85 mg, 0.15 mmol) is dissolved in formic acid. The mixture is heated to 50 °C for 15 min in a pressure vessel. The product is purified by reversed phase HPLC. Yield 79%, m/z 481 $[M+H]^+$, rt 1.08 min, LC-MS Method V011_S01.

Method B

10

Synthesis of (2S)-N-[(1S)-1-cyano-2-[4-(2-oxoindolin-6-yl)phenyl]ethyl]-3-azabicyclo[2.2.2]octane-2-carboxamide (Example 2)



Step 1: Synthesis of Intermediate I-2.1

5 R4 (1.62 g, 6.16 mmol) is dissolved in DCM (60 mL) and the mixture is purged with argon. Then 1.5 equivalents diisopropylethylamine (1.45 mL, 8.40 mmol) and HATU (2.34 g, 6.16 mmol) are added and the mixture is stirred for 30 min. R5 (2.00 g, 5.60 mmol) and additional 1.5 equivalent diisopropylethylamine (1.45 mL, 8.40 mmol) are added and the reaction mixture is stirred for 12 h. To the resulting mixture water is added and the DCM phase is extracted 3 times with water. The organic layer is washed with brine and concentrated. The crude product is purified by HPLC. Yield 67%, *m/z* 480 [M+H]⁺, rt 0.95 min, LC-MS Method Z018_S04.

10

Step 2: Synthesis of Intermediate I-2.2

I-2.1 (1.95 g, 4.06 mmol) is stirred in anhydrous DCM (30 mL) under argon for 15 min. Afterwards R2 (1.94 g, 8.13 mmol) is added and the reaction mixture is stirred for 12 h under argon. Because educt I-2.1 is still remaining, additional 1.5eq educt R2 are added and the solution is stirred for additional 3 h. DCM and 2 M Na₂CO₃ solution are added to the reaction mixture. The organic layer is extracted two times with Na₂CO₃ solution (2 mol/L) and two times with tartaric acid (10%). The combined organic layers are dried over MgSO₄ and concentrated. The product is dissolved in water/ acetonitrile and freeze-dried. Yield 97% *m/z* 462/406/362 [M+H]⁺, rt 1.04 min, LC-MS Method Z018_S04.

15

20

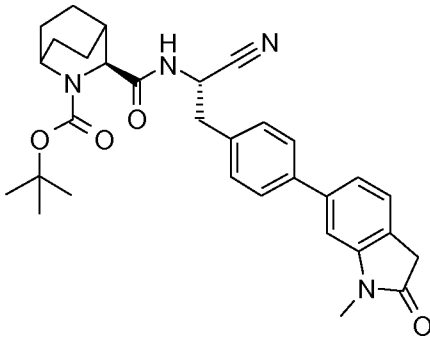
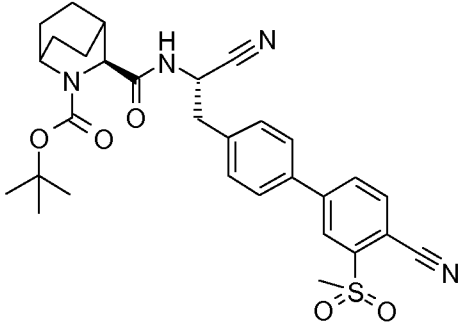
Step 3: Synthesis of Intermediate I-2.3

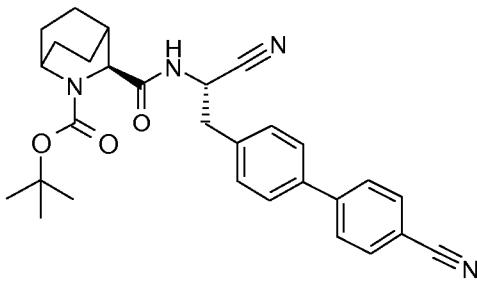
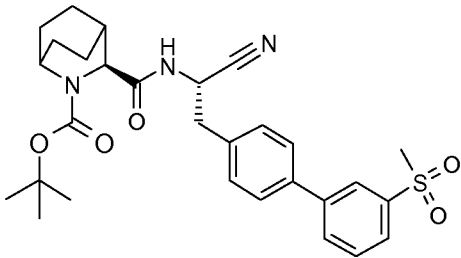
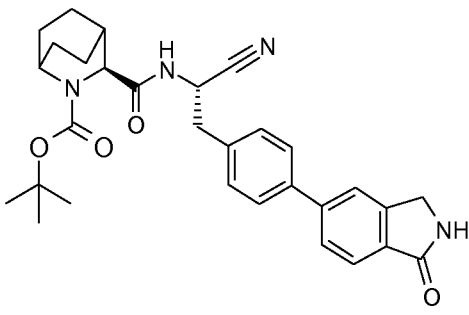
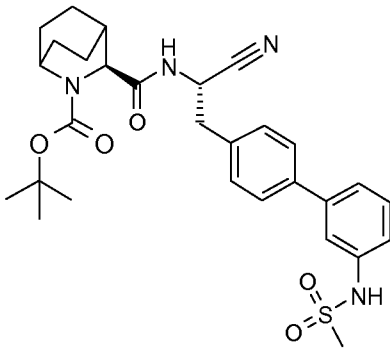
R6 (34 mg, 0.13 mmol) and I-2.2 (46 mg, 0.10 mmol) are put together in vented acetonitrile (3 mL) and then aq. potassium carbonate solution (2 mol/L, 100 μ L) is added. Then 1,1-Bis(di-tert-butylphosphino)ferrocene palladium dichloride (7 mg, 0.01 mmol) is added quickly and the
 5 reaction vessel is purged with argon. The reaction mixture is heated to 80 °C for 2 h. Further 0.5eq of educt R6 and further 0.1eq of the catalyst are added and the reaction mixture is stirred at 80°C for additional 12 h. The resulting mixture is filtrated over a mixture of basic aluminium oxide and silica gel 1/1. The residue is purified by reversed phase HPLC. Yield 41% m/z 514 [M+H]⁺, rt 0.92 min, LC-MS Method Z018_S04.

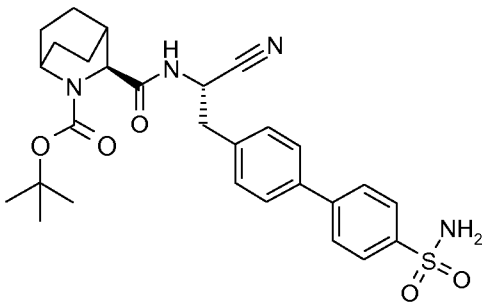
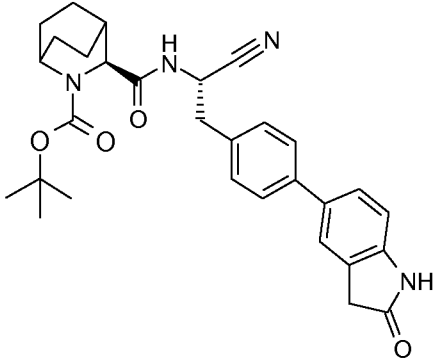
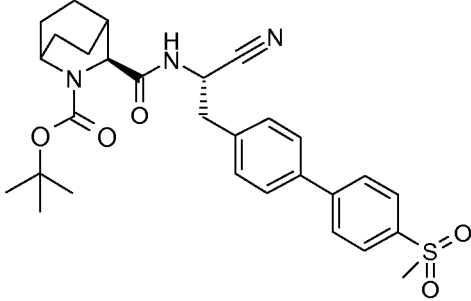
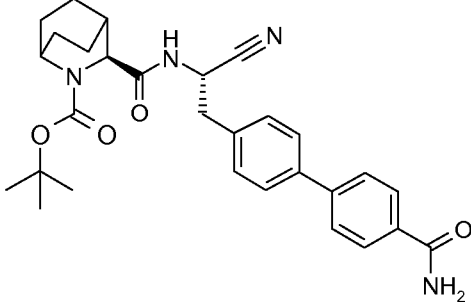
10

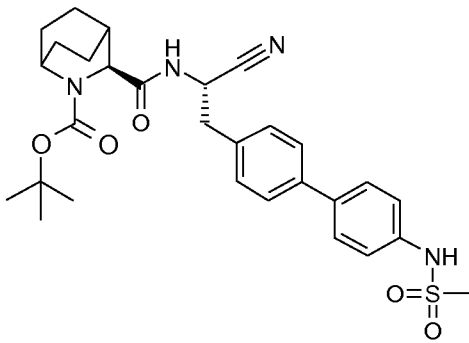
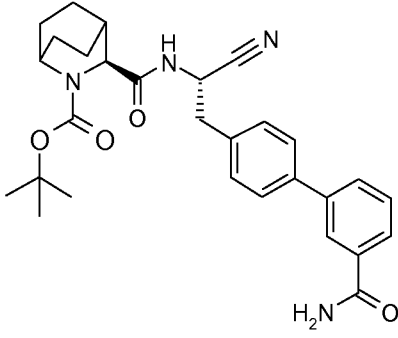
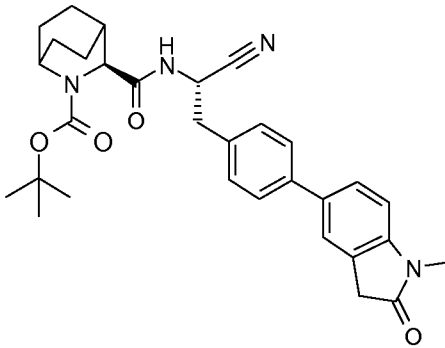
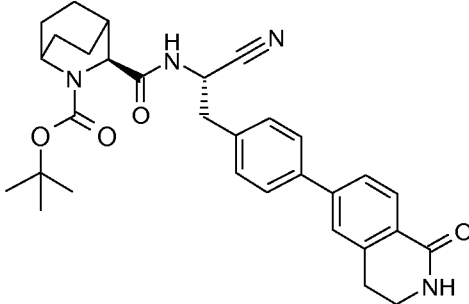
The following intermediates as shown in Table 6 are synthesized in a similar fashion from the appropriate intermediate:

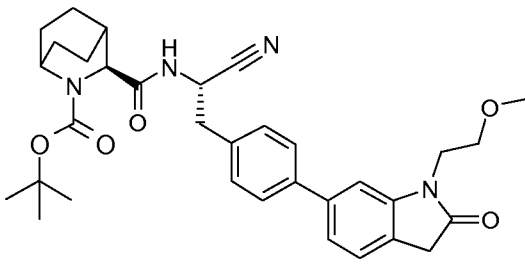
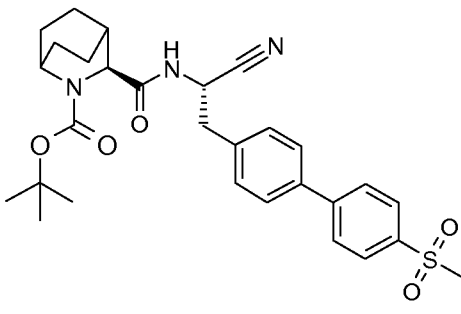
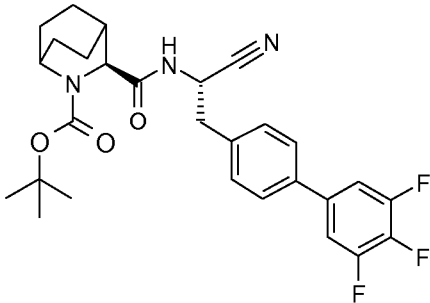
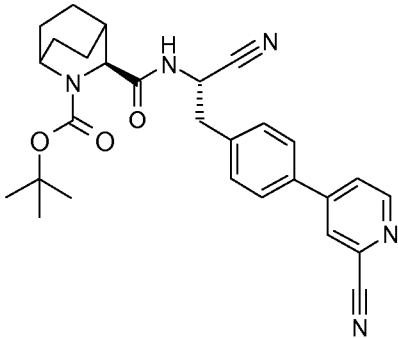
Table 6

Intermediate	Structure	m/z [M+H] ⁺	rt (min)	LC-MS method
I-2.3.1		429 (M-BOC)+H ⁺	0.92	Z011_S03
I-2.3.2		563	0.91	Z011_S03

Intermediate	Structure	m/z [M+H] ⁺	rt (min)	LC-MS method
I-2.3.3		485	1.24	001_CA04
I-2.3.4		538	0.82	Z018_S04
I-2.3.5		515	0.88	Z018_S04
I-2.3.6		553	1.06	001_CA04

Intermediate	Structure	m/z [M+H] ⁺	rt (min)	LC-MS method
I-2.3.7		539	1.08	001_CA04
I-2.3.8		515	0.91	Z018_S04
I-2.3.9		538	0.83	Z018_S04
I-2.3.10		503	0.84	Z011_S03

Intermediate	Structure	m/z [M+H] ⁺	rt (min)	LC-MS method
I-2.3.11		553	1.01	001_CA04
I-2.3.12		503	1.01	001_CA04
I-2.3.13		529	0.97	Z018_S04
I-2.3.14		529	1.07	001_CA04

Intermediate	Structure	m/z [M+H] ⁺	rt (min)	LC-MS method
I-2.3.15		573	0.76	Z018_S04
I-2.3.16		552	1.20	001_CA04
I-2.3.17		514	1.43	001_CA04
I-2.3.18		486	1.19	001_CA04

Step 4: Synthesis of Example 2

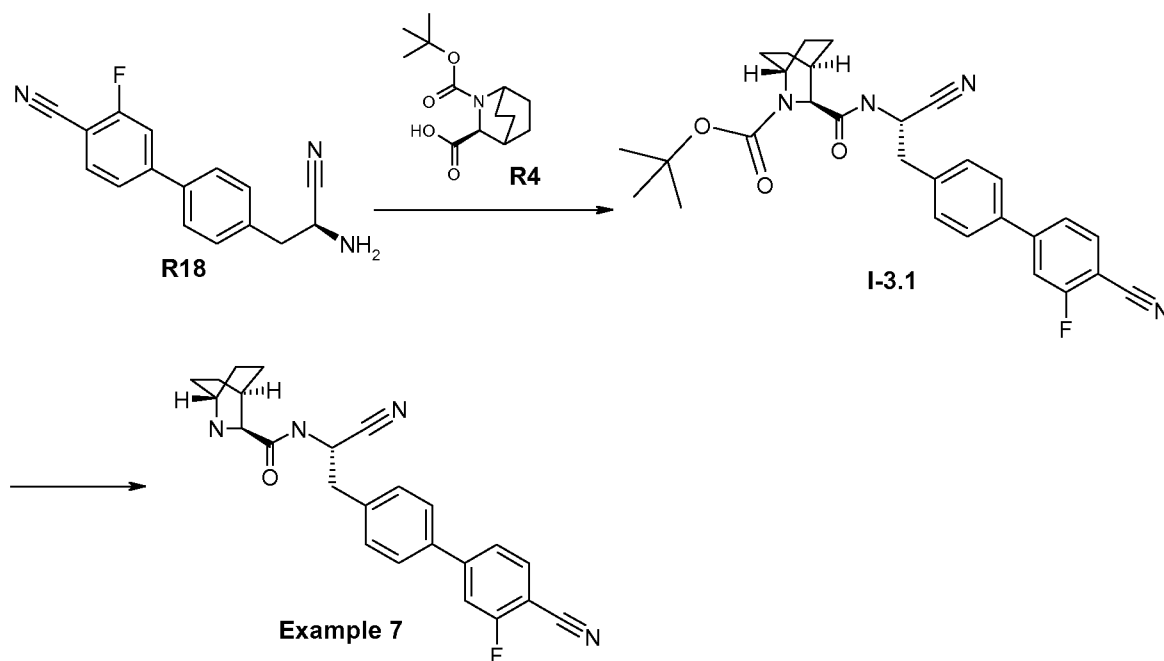
To I-2.3 (31 mg, 0.06 mmol) in acetonitrile (1 mL) p-toluenesulfonic acid monohydrate (34 mg, 0.18 mmol) is added and the mixture is stirred for 12 h. The reaction mixture is diluted with DMF

and directly purified by reversed phase HPLC. Yield 45%, m/z 415 $[M+H]^+$, rt 0.66 min, LC-MS Method Z018_S04.

Method C

5

Synthesis of (2S)-N-[(1S)-1-cyano-2-[4-(4-cyano-3-fluoro-phenyl)phenyl]ethyl]-3-azabicyclo[2.2.2]octane-2-carboxamide (Example 7)



10 Step 1: Synthesis of Intermediate I-3.1

To R4 (200 mg, 0.78 mmol) in DMF (5 mL) is added TBTU (290.48 mg, 0.91 mmol) and DIPEA (0.26 mL, 1.51 mmol). R18 (200mg, 0.75 mmol) is added and stirred for 3h at r.t.. Potassium carbonate is added and the reaction mixture is filtered over basic alox. The residue is purified over silica gel (cyclohexane/ethyl acetate 100:0 – 50:50) to give the intermediate I-3.1. Yield 45%.

15

Step 2: Synthesis of example 7

I-3.1 (170 mg, 0.34 mmol) and formic acid (1 mL) is stirred 2h at r.t.. The reaction mixture is diluted with methanol and purified by reversed phase HPLC.

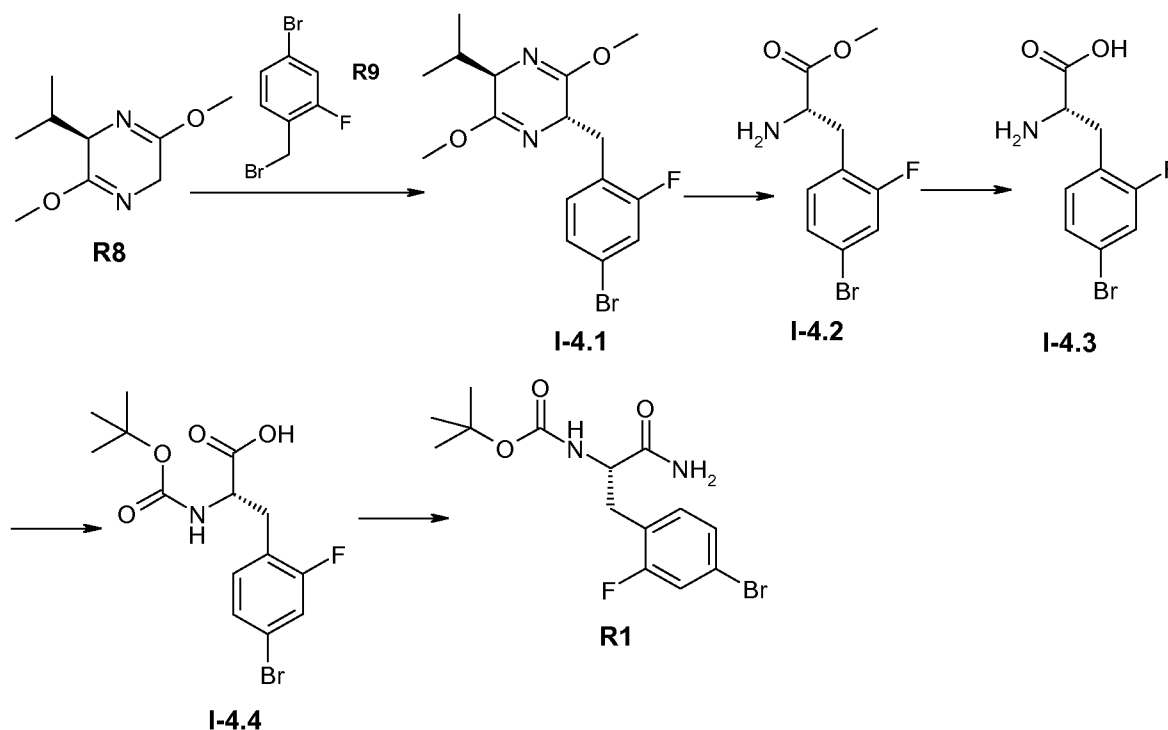
Yield 23% m/z 403 $[M+H]^+$, rt 1.15 min, LC-MS Method V002_005.

20

Synthesis of starting materials/ educts

Amino Acids

Synthesis of tert-butyl N-[(1S)-2-amino-1-[(4-bromo-2-fluoro-phenyl)methyl]-2-oxo-ethyl]carbamate (R1)



Step 1: Synthesis of Intermediate I-4.1

R8 (212 g, 1151 mmol) in tetrahydrofuran (dry) (600 mL) is cooled to -78°C . Then n-butyllithium (2.5 M in hexanes, 552 mL, 1381 mmol) is added dropwise, keeping the temperature below -78°C . After 30 min R9 (324g, 1209 mmol) in tertahydrofuran (dry) (120 mL) is added dropwise. The reaction mixture is stirred at -78°C for 1 h. The mixture is quenched with saturated NH_4Cl solution and extracted three times with ethyl acetate. The organic layer is washed with brine, dried over Na_2SO_4 and evaporated in vacuo. The residue is purified by flash chromatography (heptane/ ethyl acetate = 80/20). Yield 60%.

Step 2: Synthesis of Intermediate I-4.2

To I-11.1 (104 g, 265 mmol) in acetonitrile (600 mL) aq. 0.2 M HCl (2788 mL, 558 mmol) is added.

The mixture is stirred at RT for 12 h. The mixture is extracted with diethylether and the pH of the aq. layer is adjusted to ~8 with sat. NaHCO_3 -solution. Then it is extracted three times with ethyl acetate. The organic layer is washed with brine, dried over Na_2SO_4 and concentrated. Yield 80%.

5 **Step 3: Synthesis of Intermediate I-4.3**

I-11.2 (62.4 g, 211 mmol) is stirred in aq. 3 M HCl (3 mol/L, 1000 mL) at 60°C for 16 h. The mixture is cooled down and the pH is adjusted to ~7 with aq. 6 M NaOH. Then the reaction mixture is filtered, washed three times with water and dried in a vacuum oven at 40°C for 12 h. Yield 74%.

10

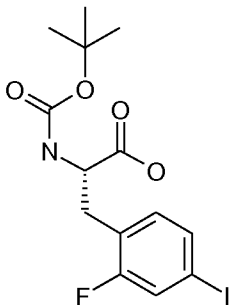
Step 4: Synthesis of Intermediate I-4.4

To I-11.3 (151 g, 546 mmol) in 1,4-dioxane (2.2 L) is added aq. 2 M sodium carbonate (301 mL) and di-tertbutyl dicarbonate (138 g, 147 mL). The mixture is stirred for 4h. Then water is added and the pH is adjusted to ~4-5 with citric acid. The mixture is extracted three times with ethyl acetate. The organic layer is washed with brine, dried over Na_2SO_4 and concentrated. The residue is stirred in heptane for 15 min and the product is filtered off. Yield 87%.

15

The following intermediate as shown in Table 8.1 is synthesized in a similar fashion from the appropriate intermediate:

20 **Table 8.1**

Intermediate	Structure	m/z [M+H] ⁺	rt (min)	LC-MS method
I-4.4.1		410	1.21	V012_S01

Step 5: Synthesis of R1

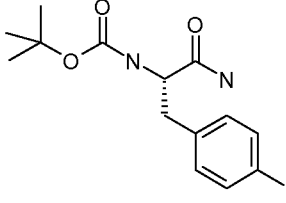
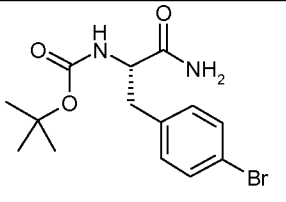
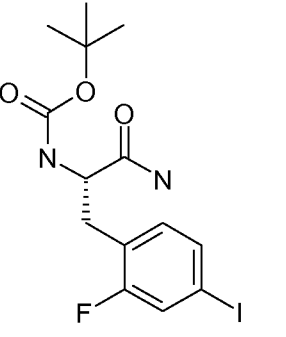
To I-11.4 (181 g, 476 mmol) in dry DMF (1200 mL) N-methylmorpholine (72 g, 713 mmol) and TBTU (153 g, 476 mmol) are added and the reaction mixture is stirred for 30 min. Then the reaction mixture is cooled to 0°C and aq. 35% ammonium solution (47 mL, 856 mmol) is added

25

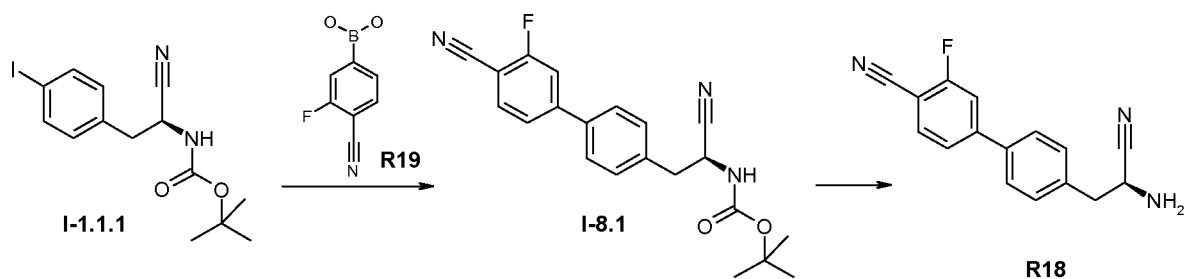
and the mixture is stirred at room temperature for 12 h. Water is added and the formed product is filtered off and washed three times with water. The product is dried in a vacuum oven at 40°C for 72 h. Yield 64%.

- 5 The following intermediates as shown in Table 8.2 are synthesized in a similar fashion from the appropriate intermediate:

Table 8.2

Intermediate	Structure	m/z [M+H] ⁺	rt (min)	LC-MS method
R1.1		391	1.10	V011_S01
R1.2		343	1.39	Z002_005
R1.3		409	1.05	V011_S01

10 **Synthesis of 4-[4-[(2S)-2-amino-2-cyano-ethyl]phenyl]-2-fluoro-benzonitrile (R18)**



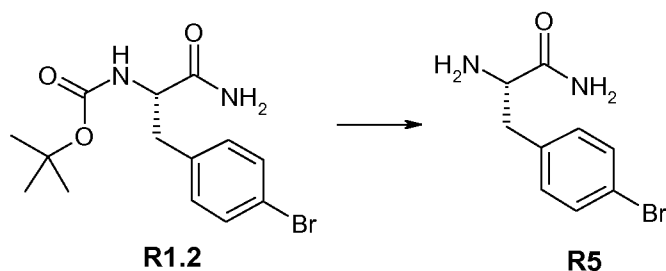
Step 1: Synthesis of Intermediate I-8.1

To 4-cyano-3-fluoroboronic acid (0.16 g, 0.97 mmol) in dioxane (10 mL) is added I-1.1.1 (0.3 g, 0.81 mmol) and Bis(bis(1,2-diphenylphosphino)ethane)palladium(0) (10 mg, 0.01 mmol) and degassed with nitrogen for 15min. A solution of potassium carbonate (0.23 g, 1.63 mmol) in water (1 mL) is added and again degassed for 15 min. The reaction mixture is stirred at 80°C overnight and afterwards concentrated in vacuo. The crude residue is diluted with ethyl acetate and extracted with water and brine, dried over sodium sulfate and concentrated. The crude product is purified over column chromatography (ethyl acetate/hexane 1:4). Yield: 54%.

Step 2: Synthesis of R18

I-8.1 (0.16 g, 0.44 mmol) is dissolved in formic acid (2 mL) and stirred at 50°C for 20min. The reaction mixture is concentrated in vacuo and the residue is purified over column chromatography (dichloromethane/ methanol 98:2). Yield: 52%.

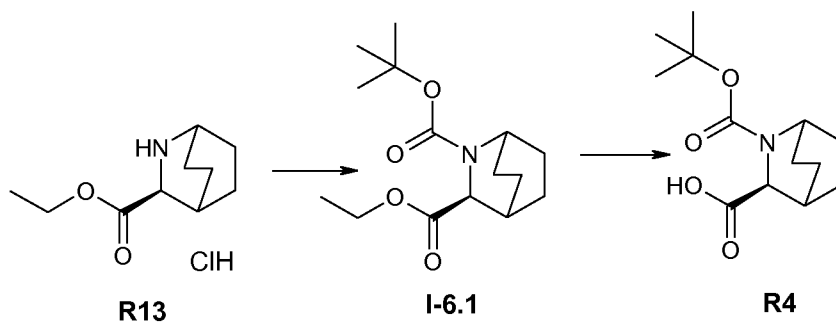
Synthesis of (2S)-2-amino-3-(4-bromophenyl)propanamide (R5)



To R1.2 (2.00 g, 5.8 mmol) in DCM (12 mL) TFA (4 mL) is added and the reaction mixture is stirred for 3 h. Then the reaction mixture is concentrated, the residue is dissolved in DCM and water. The solution is freeze-dried. Yield >95% m/z 243 $[M+H]^+$, rt 0.52 min, LC-MS Method Z018_S04.

Amines

Synthesis of (2S)-3-tert-butoxycarbonyl-3-azabicyclo[2.2.2]octane-2-carboxylic acid (R4)



Step 1: Synthesis of Intermediate I-6.1

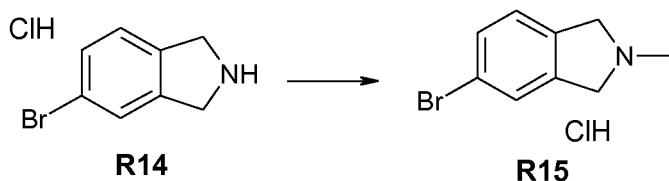
To R13 (1.00 g, 4.6 mmol) in THF (20 mL) are added 1 M NaOH (10 mL, 10.0 mmol) and di-tert-butyl dicarbonate (1.19 g, 5.5 mmol) and the reaction mixture is stirred at 70 °C for 12 h. The pH is adjusted to 4 with 1 M HCl. The mixture is extracted with DCM. The organic layer is dried over MgSO₄ and concentrated. Yield >95%, *m/z* 284 [M+H]⁺, rt 0.78 min, LC-MS Method X001_004.

Step 2: Synthesis of R4

To I-6.1 (3.50 g, 12.4 mmol) in dioxane (30 mL) is added LiOH (0.44 g, 18.5 mmol) – dissolved in 6 mL water – dropwise. The reaction mixture is heated to 60 °C for 12 h. Additional 3.5 eq LiOH are added and the mixture is heated to 60 °C for additional 24 h. The reaction mixture is extracted with water and DCM. The aq. layer is acidified with HCl and extracted three times with DCM. The organic layer is dried over MgSO₄ and concentrated. Yield >95%, *m/z* 256 [M+H]⁺, rt 0.82 min, LC-MS Method Z018_S04.

Halogenides

Synthesis of 5-bromo-2-methyl-isoindoline (R15)

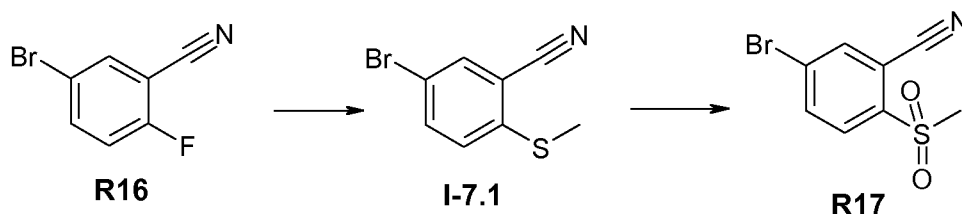


The pH of a mixture of R14 (1.85 g, 7.9 mmol) in methanol (100 mL) and water (10 mL) is adjusted to ~5 with acetic acid. Then a 37% formalin solution (1.28 mL, 15.8 mmol) is added and the mixture is stirred for 15 min. Sodium cyanoborohydride (0.74 g, 11.8 mmol) is added and the reaction mixture is stirred for additional 12 h. The mixture is concentrated and ethyl acetate and aq.

1 M NaOH solution is added to the residue. The organic layer is washed with NaCl solution, dried over MgSO_4 and concentrated. The residue is dissolved in diethyl ether and ethereal HCl is added dropwise. The resulting precipitation is filtered off. Yield 62% m/z 212/214 $[\text{M}+\text{H}]^+$, rt 0.65 min, LC-MS Method V012_S01.

5

Synthesis of 5-bromo-2-methylsulfonyl-benzonitrile (R17)



Step 1: Synthesis of Intermediate I-7.1

To 5-Bromo-2-fluoro-benzonitrile (10.05 g, 50.25 mmol) in DMSO (30mL) is added sodiummethanethiolate (3.87 g, 55.27 mmol) portionwise at 0°C. The reaction mixture is stirred for 2h at r.t.. Sodiummethanethiolate (1.06g, 15.07 mmol) is added and stirred for further 2h at r.t.. The reaction mixture is diluted with water (100 mL) and the precipitate is filtered off and dried in vacuo at 50°C.

Yield 88% m/z 228/230 $[\text{M}+\text{H}]^+$, rt 1.26 min, LC-MS Method V018_S01.

15

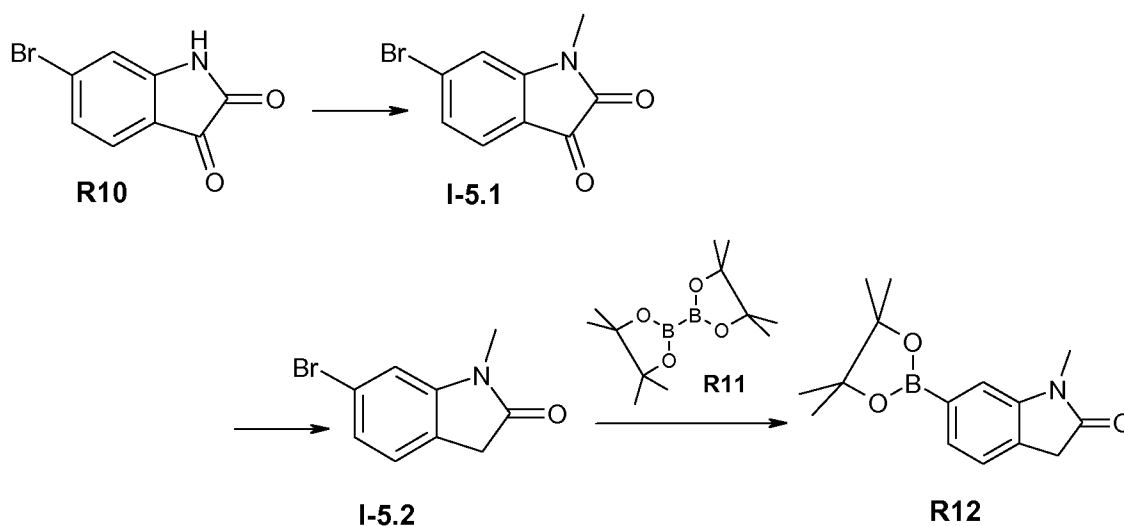
Step 2: Synthesis of R17

To I-7.1 (10.10 g, 44.28 mmol) in dichloromethane is added 3-chloroperoxybenzoic acid (19.85 g, 88.55 mmol) at 0°C and stirred overnight at r.t.. 3-chloroperoxybenzoic acid (3.97 g, 17.71 mmol) is added and stirred again overnight at r.t.. The precipitate is filtered off and the filtrate is extracted with saturated sodium hydrogencarbonate solution. The aq. layer is washed with dichloromethane. The organic layers are combined, dried over MgSO_4 and concentrated.

Yield 97% m/z 277/279 $[\text{M}+\text{H}]^+$, rt 0.88 min, LC-MS Method V011_S01.

25 Boronic Acids or Esters

Synthesis of 1-Methyl-6-(4, 4, 5, 5-tetramethyl-[1, 3, 2]dioxaborolan-2-yl)-1,3-dihydro-indol-2-one (R12)



Step 1: Synthesis of Intermediate I-5.1

To R10 (25.0 g, 111 mmol) in acetonitrile (750 mL) is added MeI (15 mL, 241 mmol) and K_2CO_3 (60.0 g, 434 mmol) and the reaction mixture is stirred at 60 °C for 2 h. The reaction mixture is filtered and concentrated. Water and ethyl acetate are added to the residue. The organic layer is extracted twice with water, is dried over MgSO_4 and concentrated. Yield 56%, m/z 240/242 $[\text{M}+\text{H}]^+$, rt 0.48 min, LC-MS Method X001_004.

The following intermediates as shown in Table 9 are synthesized in a similar fashion from the appropriate intermediate:

Table 9

Intermediate	Structure	m/z $[\text{M}+\text{H}]^+$	rt (min)	LC-MS method
I-5.1.1		284/286	1.12	V003_003
I-5.1.2		240 / 242	0.49	X001_004

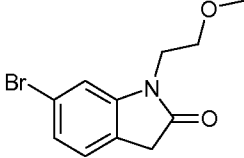
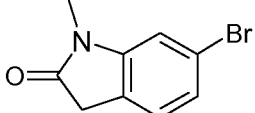
Step 2: Synthesis of Intermediate I-5.2

I-5.1 (15.0 g, 63 mmol) and hydrazine hydrate (30 mL, 618 mmol) are heated to 125 °C for 72 h. To the cool reaction mixture DCM is added and extracted with water and 1 M HCl. The organic layer is dried over MgSO₄ and concentrated. The crystallized residue is dissolved in DCM, methanol is added and the DCM is removed under vacuum. The crystallized product is filtered with
 5 sunction and washed with cold methanol. Yield 63%, *m/z* 226/228 [M+H]⁺, rt 1.16 min, LC-MS Method V001_003.

The following intermediate as shown in Table 10 is synthesized in a similar fashion from the appropriate intermediate:

10

Table 10

Intermediate	Structure	<i>m/z</i> [M+H] ⁺	rt (min)	LC-MS method
I-5.2.1		270	0.83	Z018_S04
I-5.2.2		226	0.80	Z018_S04

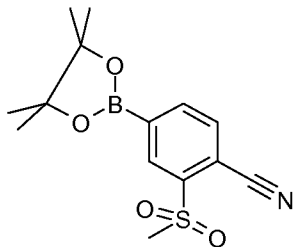
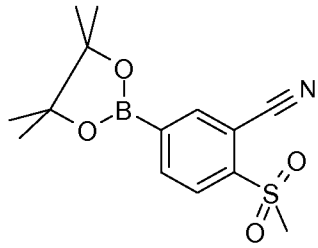
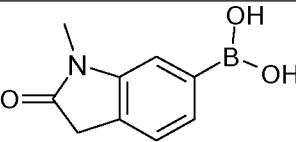
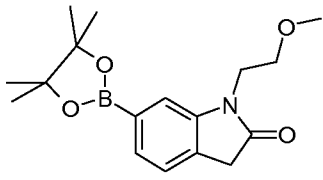
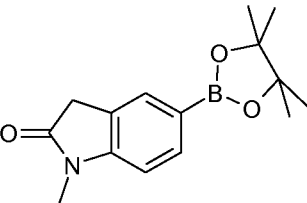
Step 3: Synthesis of Intermediate R12

To I-5.2 (32.0 g, 142 mmol) in anhydrous dioxane (400 mL) is added R11 (54.4 g, 241 mmol) and
 15 potassium acetate (41.6 g, 424 mmol). The mixture is purged with Argon, [1, 1'-
 Bis(diphenylphosphino)ferrocene]dichloropalladium(II) as a complex with dichloromethane (11.2 g, 14 mmol) is added and the mixture is heated to 90 °C for 2 h. The reaction mixture is diluted with ethyl acetate and water, the organic layer is washed with water, dried over MgSO₄ and concentrated. The residue is purified via flash chromatography (cyclohexane / EA = 70:30). Yield
 20 72%, *m/z* 274 [M+H]⁺, rt 0.67 min, LC-MS Method V011_S01.

The following intermediates as shown in Table 11 are synthesized in a similar fashion from the appropriate intermediate:

25 **Table 11**

Intermediate	Structure	<i>m/z</i> [M+H] ⁺	rt (min)	LC-MS method
--------------	-----------	-------------------------------	----------	--------------

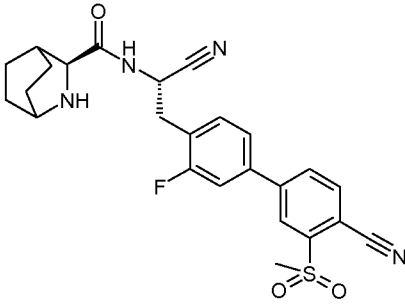
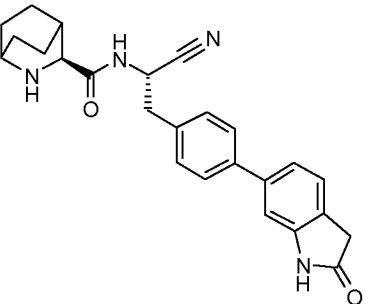
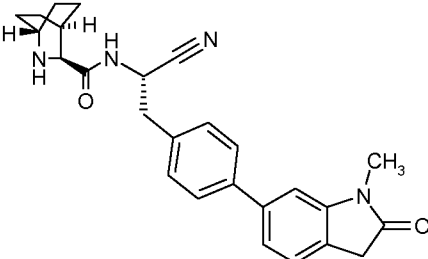
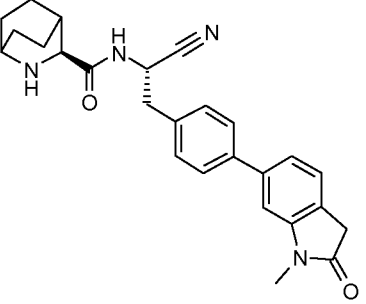
R3		325 [M+NH ₄] ⁺	0.30	X018_S01
R12.1		226 (boronic acid)	0.66	V018_S01
R12.2		192	0.91	Z018_S04
R12.3		318	0.55	Z018_S04
R12.4		274	0.91	Z018_S04

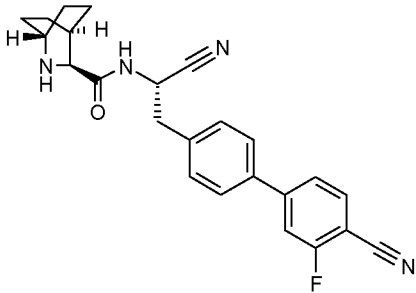
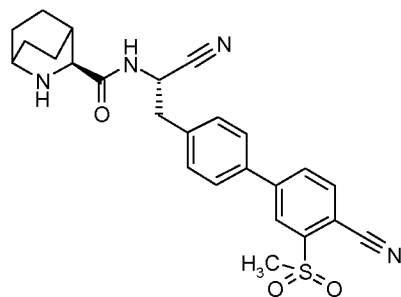
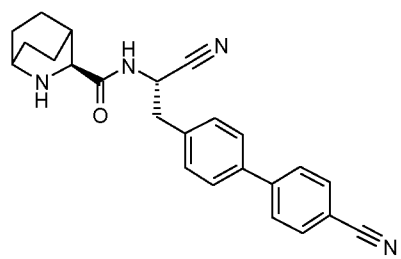
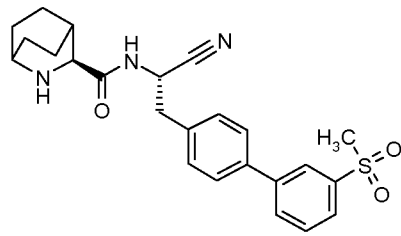
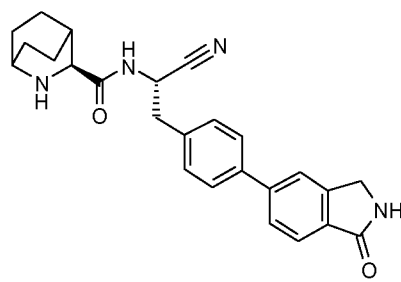
EXAMPLES

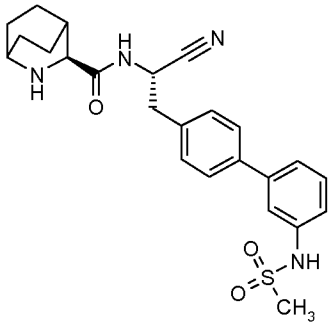
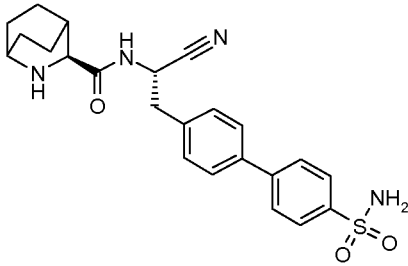
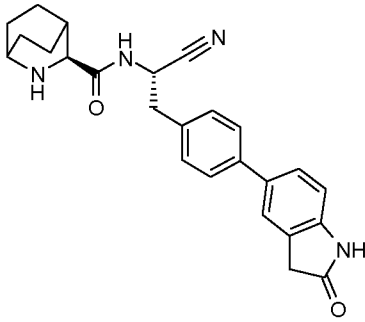
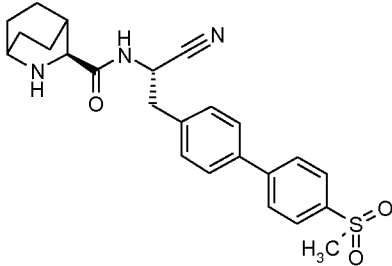
(rt = retention time) Deprotection Methods: TSA (toluene sulfonic acid cf. Example 2), SI
 5 (trimethylsilyl iodide cf. example 3), FA (formic acid cf. example 1), TFA (trifluoroacetic acid).

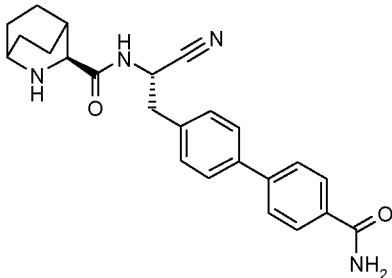
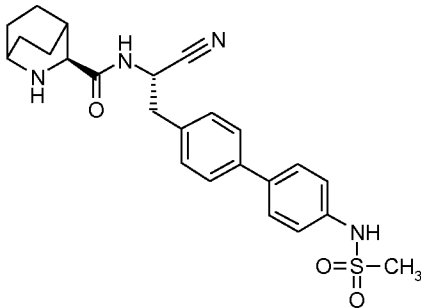
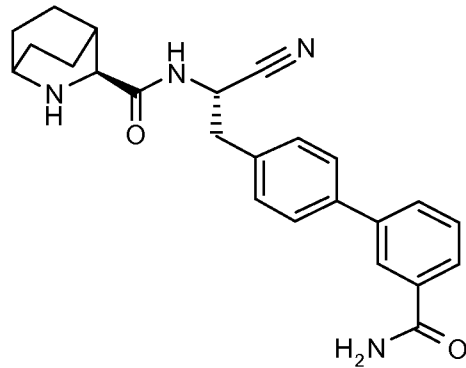
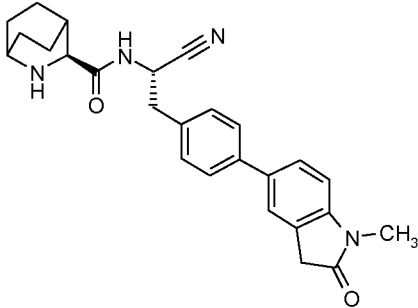
Table 12

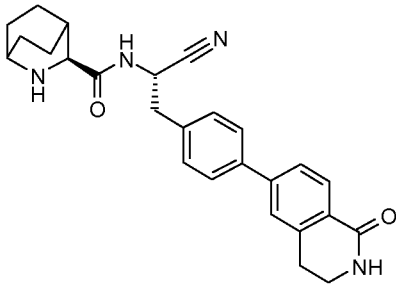
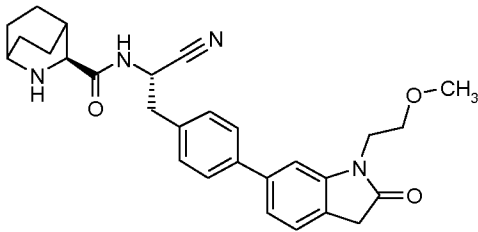
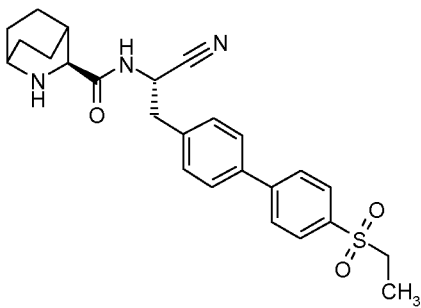
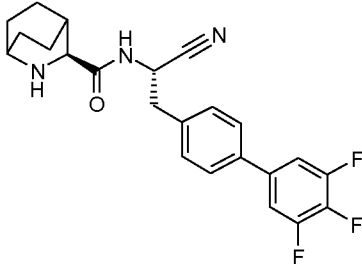
Example	Structure	Educt	Syn./Deprot. Method	Yield [%]
---------	-----------	-------	---------------------	-----------

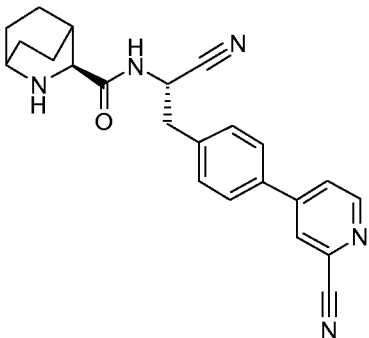
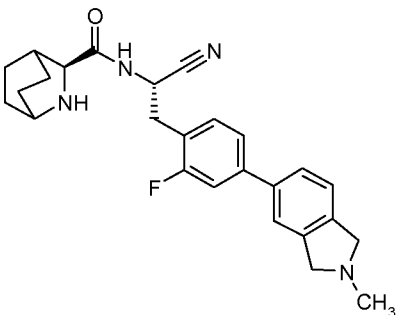
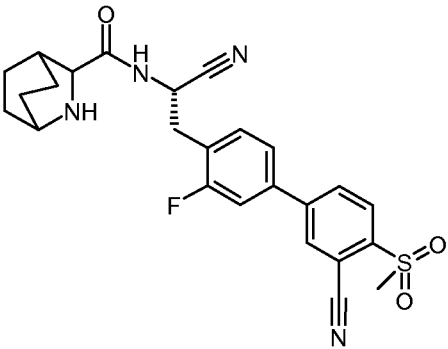
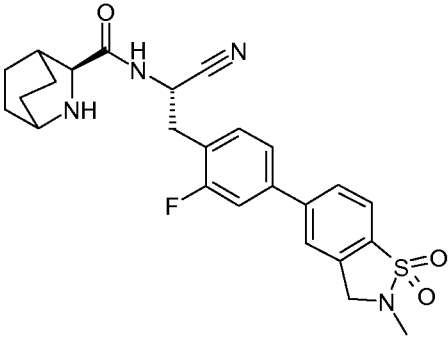
Example	Structure	Educt	Syn./Deprot. Method	Yield [%]
1		I-1.4	A / FA	79
2		I-2.3	B / TSA	45
4		I-1.4.2	A / FA	33
6		I-2.3.1	B / TSA	53

Example	Structure	Educt	Syn./Deprot. Method	Yield [%]
7		I-3.1.	C / FA	23
8		I-2.3.2	B / TSA	83
9		I-2.3.3	B / FA	90
10		I-2.3.4	B / TSA	81
11		I-2.3.5	B / TSA	81

Example	Structure	Educt	Syn./Deprot. Method	Yield [%]
12		I-2.3.6	B / TSA	85
13		I-2.3.7	B / FA	54
14		I-2.3.8	B / TSA	75
15		I-2.3.9	B / FA	84

Example	Structure	Educt	Syn./Deprot. Method	Yield [%]
16		I-2.3.10	B / TSA	100
17		I-2.3.11	B / TSA	37
18		I-2.3.12	B / TSA	66
19		I-2.3.13	B / TSA	65

Example	Structure	Educt	Syn./Deprot. Method	Yield [%]
20		I-2.3.14	B / TSA	69
21		I-2.3.15	B / FA	88
22		I-2.3.16	B / TSA	58
23		I-2.3.17	B / TSA	56

Example	Structure	Educt	Syn./Deprot. Method	Yield [%]
24		I-2.3.18	B / TSA	33
25		I-1.4.1	A / TSA	62
26		I-1.4.3	A / TSA	60
27		I-1.4.4	A / TSA	71

ANALYTICAL DATA OF EXAMPLES

Ex.	<i>m/z</i> [M+H] ⁺	rt [min]	LC-MS-Method
1	481	1.08	V011_S01
2	415	0.66	Z018_S04
4	429	1.00	V002_005
6	429	0.57	Z018_S04
7	403	1.15	V002_005
8	463	0.68	Z018_S04
9	385	1.31	W018_S01
10	438	0.67	Z018_S04
11	415	1.31	Z018_S04
12	453	1.13	W018_S01
13	439	1.15	W018_S01
14	415	0.65	Z018_S04
15	438	1.15	W018_S01

Ex.	<i>m/z</i> [M+H] ⁺	rt [min]	LC-MS-Method
16	403	0.62	Z018_S04
17	453	1.08	W018_S01
18	403	1.08	W018_S01
19	429	1.32	Z018_S04
20	429	1.14	W018_S01
21	473	0.61	Z018_S04
22	452	1.27	W018_S01
23	414	1.50	W018_S01
24	386	1.26	W018_S01
25	433	1.21	V011_S01
26	481	0.88	V018_S01
27	483	1.07	V011_S01

Abbreviations

ACN	acetonitrile
ALOX	aluminium oxide
aq.	aqueous
BOC	tert. butyloxycarbonyl-
d	day
DCM	dichloromethane
DEA	diethylamine
DIPEA	n,n-diisopropylethylamine
DIPE	diisopropyl ether
DMAP	4-dimethylaminopyridine
DMF	n,n-dimethylformamide
DMSO	dimethyl sulfoxide
EA	ethyl acetate
FA	formic acid
h	hour
HATU	o-(7-azabenzotriazol-1-yl)-N,N,N',N'-tetramethyluronium hexafluoro-phosphate
LiOH	lithium hydroxide
MeOH	methanol
MSA	methanesulfonic acid
MeTHF	methyl tetrahydrofuran
RT, r.t.	room temperature
rt	retention time
sat.	saturated
SI	trimethylsilyl iodide
TBME	tert-butyl methyl ether
TBTU	o-(1H-benzo-1,2,3-triazol-1-yl)-N,N,N',N'-tetramethyluronium tetrafluoroborate
TEA	triethylamine
TFA	trifluoroacetic acid
THF	tetrahydrofuran
TSA	toluene sulfonic acid

PHARMACOLOGICAL DATA

Other features and advantages of the present invention will become apparent from the following more detailed examples which illustrate, by way of example, the principles of the invention.

5

INHIBITION OF HUMAN DPPI (CATHEPSIN C)

Materials: Microtiterplates (Optiplate-384 F) were purchased from PerkinElmer (Prod.No. 6007270). The substrate Gly-Arg-AMC was from Biotrend (Prod.-No.808756 Custom peptide).
10 Bovine serum albumin (BSA; Prod.No. A3059) and Dithiothreitol (DTT; Prod.No D0632) were from Sigma. TagZyme buffer was from Riedel-de-Haen (Prod.-No. 04269), NaCl was from Merck (Prod.-No. 1.06404.1000) and morpholinoethane sulfonic acid (MES), was from Serva (Prod.-No. 29834). The DPP1 inhibitor Gly-Phe-DMK was purchased from MP Biomedicals (Prod.-No.03DK00625). The recombinant human DPPI was purchased from Prozymex. All other
15 materials were of highest grade commercially available.

20

The following buffers were used: MES buffer: 25 mM MES, 50 mM NaCl, 5 mM DTT, adjusted to pH 6.0, containing 0.1% BSA; TAGZyme Buffer: 20 mM NaH₂PO₄, 150 mM NaCl adjusted to pH 6.0 with HCl

25

Assay conditions: The recombinant human DPPI was diluted in TAGZyme buffer to 1 U/ml (38.1 µg/ml, respectively), and then activated by mixing in a 1:2 ratio with a Cysteamine aqueous solution (2mM) and incubating for 5 min at room temperature.

30

Five uL test compound (final concentration 0.1 nM to 100 µM) in aqua bidest (containing 4% DMSO, final DMSO concentration 1%) were mixed with 10 µL of DPPI in MES buffer (final concentration 0.0125 ng/µL) and incubated for 10 min. Then, 5 µL of substrate in MES buffer (final concentration 50 µM) were added. The microtiter plates were then incubated at room temperature for 30 min. Then, the reaction was stopped by adding 10 µL of Gly-Phe-DMK in
MES-buffer (final concentration 1 µM). The fluorescence in the wells was determined using a Molecular Devices SpectraMax M5 Fluorescence Reader (Ex 360 nm, Em 460 nm) or an Envision Fluorescence Reader (Ex 355 nm, Em 460 nm).

Each assay microtiter plate contained wells with vehicle controls (1% DMSO in bidest + 0.075% BSA) as reference for non-inhibited enzyme activity (100% Ctl; high values) and wells with inhibitor (Gly-Phe-DMK, in bidest + 1% DMSO + 0.075%BSA, final concentration 1 μ M) as controls for background fluorescence (0% Ctl; low values).

- 5 The analysis of the data was performed by calculating the percentage of fluorescence in the presence of test compound in comparison to the fluorescence of the vehicle control after subtracting the background fluorescence using the following formula:

$$(\text{RFU}(\text{sample}) - \text{RFU}(\text{background})) * 100 / (\text{RFU}(\text{control}) - \text{RFU}(\text{background}))$$

10

Data from these calculations were used to generate IC₅₀ values for inhibition of DPPI, respectively.

Ex.	Inhibition of DPPI IC ₅₀ [μ M]
1	0.0301
2	0.0501
4	0.0322
6	0.0522
7	0.0664
8	0.0702
9	0.0730
10	0.0735
11	0.0867
12	0.0974
13	0.1023
14	0.1028
15	0.1105

Ex.	Inhibition of DPPI IC ₅₀ [μ M]
16	0.1180
17	0.1237
18	0.1307
19	0.1337
20	0.1367
21	0.1598
22	0.1644
23	0.2437
24	0.2485
25	0.0980
26	0.0278
27	0.0733

INHIBITION OF HUMAN CATHEPSIN K

15

Materials: Microtiterplates (Optiplat-384 F were purchased from PerkinElmer (Prod.No. 6007270). The substrate Z-Gly-Pro-Arg-AMC was from Biomol (Prod.-No. P-142). L-Cysteine (Prod.No. 168149) was from Sigma. Sodium acetate was from Merck (Prod.-No. 6268.0250), EDTA was from Fluka (Prod.-No. 03680). The inhibitor E-64 was purchased from Sigma

(Prod.-No. E3132). The recombinant human Cathepsin K proenzyme was purchased from Biomol (Prod.No. SE-367). All other materials were of highest grade commercially available.

The following buffers were used: Activation buffer: 32.5 mM sodium acetate, adjusted to pH 3.5 with HCl; Assay buffer: 150 mM sodium acetate, 4mM EDTA, 20 mM L-Cysteine, adjusted to pH 5.5 with HCl,

Assay conditions: To activate the proenzyme, 5 µl procathepsin K were mixed with 1ul activation buffer, and incubated at room temperature for 30 min.

10 5 µL test compound (final concentration 0.1 nM to 100 µM) in aqua bidest (containing 4% DMSO, final DMSO concentration 1%) were mixed with 10 uL of Cathepsin K in assay buffer (final concentration 2 ng/µL) and incubated for 10 min. Then 5 µL of substrate in assay buffer (final concentration 12.5 µM) were added. The plates were then incubated at room temperature for 15 60min. Then, the reaction was stopped by adding 10 µL of E64 in assay buffer (final concentration 1 µM). The fluorescence in the wells was determined using a Molecular Devices SpectraMax M5 Fluorescence Reader (Ex 360 nm, Em 460 nm).

Each assay microtiter plate contains wells with vehicle controls (1% DMSO in bidest) as reference for non-inhibited enzyme activity (100% Ctl; high values) and wells with inhibitor (E64 in bidest + 1% DMSO, final concentration 1 µM) as controls for background fluorescence (0% Ctl; low values). The analysis of the data was performed by calculating the percentage of fluorescence in the presence of test compound in comparison to the fluorescence of the vehicle control after subtracting the background fluorescence:

$$25 \quad (\text{RFU}(\text{sample}) - \text{RFU}(\text{background})) * 100 / (\text{RFU}(\text{control}) - \text{RFU}(\text{background}))$$

Data from these calculations were used to generate IC₅₀ values for inhibition of Cathepsin K, respectively.

Ex.	Inhibition of Cathepsin K IC ₅₀ [µM]
1	2.7
2	4.2
4	6.3
7	5.7

Ex.	Inhibition of Cathepsin K IC ₅₀ [μ M]
8	5.3
9	14.8
10	5.3
11	11.0
12	9.9
13	10.8
17	6.7
18	9.7

DETERMINATION OF NEUTROPHIL ELASTASE ACTIVITY IN U937 CYTOSOLIC LYSATE PREPARATION AFTER INCUBATION WITH TEST COMPOUND

5

Materials:

Optiplate 384F were purchased from PerkinElmer (Prod. No. #6007270). 24well Nunclon cell culture plates (No. 142475) and 96well plates (No. 267245) were from Nunc. Dimethylsulfoxid (DMSO) was from Sigma (Prod.No. D8418). Nonidet-P40 (NP40) was from USBiological

10 (Prod.No. N3500)

Substrate, specific for Neutrophil elastase, was from Bachem (MeOSuc-Ala-Ala-Pro-Val-AMC; Prod.No. I-1270).

Human neutrophil elastase was from Calbiochem (Prod.No. 324681)

15 Buffers:

Tris-buffer (100mM Tris; 1M NaCL; pH 7.5)

Tris-buffer + HSA 0.1%; Human Serum Albumin from Calbiochem (Cat#. 126658)

Serine-protease buffer (20mM Tris; 100mM NaCL; pH 7.5) + 0.1%HSA

Serine protease lysis buffer: 20mM Tris-HCL; 100mM NaCl pH 7.5; + 0.2% Nonidet-P40;

20 PBS: phosphate buffered saline, without Ca and Mg, from Gibco

Cell culture:

U937 from ECACC (Cat.No. 85011440) cultured in suspension at 37°C and 5% CO₂.

Cell density: 0.2-1 Mio. Cells/ml.

25 Medium: RPMI1640 GlutaMAX (No. 61870) with 10% FCS from Gibco

Cell seeding and treatment:

Compounds in 100% DMSO were diluted in Medium (-FCS) with 10%DMSO and further diluted according to the experiment planned.

- 5 20µl of the compound solution was transferred in the respective wells of the 24 well plate and diluted with 2ml cell suspension/well containing 1×10^5 cells/ml (final concentration of DMSO = 0.1%). Compound dilution factor = 100

Compounds (up to 7 concentrations) were tested in triplicates with 3 wells for the DMSO 0.1% control, incubated for 48 hours without medium change at 37°C, 5% CO₂ and 95% relative
10 humidity.

Cell harvesting and cell lysate:

- Transfer the cell suspension in 2,2ml Eppendorf cups. Separate cells from medium by centrifugation (400 X g; 5min ; RT); discard the supernatant. Resuspend in 1ml PBS;
15 centrifugation (400 X g; 5min ; RT); wash cells twice with PBS. Add 100µl RNeasy lysis buffer (ice cold) to the cell pellet; resuspend the pellet and store on ice for 15minutes. Remove debris by centrifugation at 15000 X g for 10min at 4°C. Transfer 80-100µl lysate supernatant in 96well plate and store immediately at -80°C.

20 Neutrophil elastase activity assay:

Frozen lysates were thawed at 37°C for 10 minutes and stored on ice. Protein content was determined with Bradford protein assay. Lysates were diluted to 0.2-0.5mg/ml protein in serine protease buffer + HSA.

- Standard: NE (100µg/ml stock solution in Tris-buffer; stored at -80°C) was diluted in Tris-buffer +
25 HSA to 750 ng/ml, and further serially diluted 1:2 for the standard curve.
Buffer, blank, standard and lysate samples were transferred into 384 well plate

Pipetting plan

- | | | | |
|--------------|-----------------|------------------------|-----------------|
| Blank: | 5µl Tris-buffer | + 10µl Tris-buffer+HSA | + 5µl Substrate |
| 30 Standard: | 5µl Tris-buffer | + 10µl NE (diff.conc.) | + 5µl Substrate |
| Lysate: | 5µl Tris-buffer | + 10µl Lysate | + 5µl Substrate |

The increase in fluorescence (Ex360nm/Em 460nm) is determined over 30 minutes with a Molecular Device Spectramax M5 Fluorescence Reader. Kinetic Reduction (V_{max} units/sec); 4

vmax points. The amount of neutrophil elastase (ng/ml) is calculated using the standard curve and the Spectramax software. The result is interpolated to ng/mg lysate protein using excel formula functions. Percent inhibition in the compound-treated lysate samples is calculated relative to the DMSO-treated control-sample ($100 - (\text{compound-sample} * 100) / \text{control-sample}$)

- 5 A test compound will give values between 0% and 100% inhibition of neutrophil elastase. IC₅₀ is calculated using Graphpad Prism; nonlinear fitting (log(inhibitor) vs. response -- Variable slope). The IC₅₀ value is interpolated as the concentration of test compound which leads to a neutrophil elastase activity reduction of 50% (relative to the DMSO-treated control).

10

Example	Reduction of NE-activity in U937 cells IC ₅₀ [μM]
1	0.134
2	0.281
4	0.050
7	0.561
8	0.469
10	0.426
11	0.328
12	0.450

DETERMINATION OF METABOLIC STABILITY WITH HUMAN LIVER MICROSOMES

- 15 The metabolic degradation of the test compound is assayed at 37 °C with pooled human liver microsomes. The final incubation volume of 100 μl per time point contains TRIS buffer pH 7.6 (0.1 M), magnesium chloride (5 mM), microsomal protein (1 mg/ml) and the test compound at a final concentration of 1 μM. Following a short preincubation period at 37 °C, the reactions are initiated by addition of beta-nicotinamide adenine dinucleotide phosphate, reduced form (NADPH, 1 mM)
- 20 and terminated by transferring an aliquot into acetonitrile after different time points. Additionally, the NADPH-independent degradation is monitored in incubations without NADPH, terminated at the last time point. The [%] remaining test compound after NADPH independent incubation is reflected by the parameter c(control) (metabolic stability). The quenched incubations are pelleted by centrifugation (10'000 g, 5 min). An aliquot of the supernatant is assayed by LC-MS/MS for the
- 25 amount of parent compound.

The half-life ($t_{1/2}$ INVITRO) is determined by the slope of the semilogarithmic plot of the concentration-time profile. The intrinsic clearance (CL_INTRINSIC) is calculated by considering the amount of protein in the incubation:

$$CL_INTRINSIC [\mu\text{l}/\text{min}/\text{mg protein}] = (\ln 2 / (\text{half-life} [\text{min}] * \text{protein content} [\text{mg}/\text{ml}])) * 1'000.$$

- 5 The half-life ($t_{1/2}$ INVITRO) values of selected compounds in the metabolic stability assay described above are listed in the following table

Ex.	In vitro stability in human liver microsome incubations $t_{1/2}$ [min]
1	120
2	120
4	88
7	>130
8	>130
9	>130
10	>130
11	>130
12	64

10

COMBINATIONS

- The compounds of general formula **I** may be used on their own or combined with other active substances of formula **I** according to the invention. The compounds of general formula **I** may optionally also be combined with other pharmacologically active substances. These include,
- 15 β 2-adrenoceptor-agonists (short and long-acting), anti-cholinergics (short and long-acting), anti-inflammatory steroids (oral and topical corticosteroids), cromoglycate, methylxanthine, dissociated-glucocorticoidmimetics, PDE3 inhibitors, PDE4- inhibitors, PDE7- inhibitors, LTD4 antagonists, EGFR- inhibitors, Dopamine agonists, PAF antagonists, Lipoxin A4 derivatives, FPRL1 modulators, LTB4-receptor (BLT1, BLT2) antagonists, Histamine H1 receptor antagonists,
- 20 Histamine H4 receptor antagonists, dual Histamine H1/H3-receptor antagonists, PI3-kinase inhibitors, inhibitors of non-receptor tyrosine kinases as for example LYN, LCK, SYK, ZAP-70, FYN, BTK or ITK, inhibitors of MAP kinases as for example p38, ERK1, ERK2, JNK1, JNK2, JNK3 or SAP, inhibitors of the NF- κ B signalling pathway as for example IKK2 kinase inhibitors, iNOS inhibitors, MRP4 inhibitors, leukotriene biosynthesis inhibitors as for example
- 25 5-Lipoxygenase (5-LO) inhibitors, cPLA2 inhibitors, Leukotriene A4 Hydrolase inhibitors or

FLAP inhibitors, Non-steroidal anti-inflammatory agents (NSAIDs), CRTH2 antagonists, DP1-receptor modulators, Thromboxane receptor antagonists, CCR3 antagonists, CCR⁴ antagonists, CCR1 antagonists, CCR5 antagonists, CCR6 antagonists, CCR7 antagonists, CCR8 antagonists, CCR9 antagonists, CCR30 antagonists, , CXCR³ antagonists, CXCR⁴ antagonists, CXCR² antagonists, CXCR¹ antagonists, CXCR5 antagonists, CXCR6 antagonists, CX3CR³ antagonists, Neurokinin (NK1, NK2) antagonists, Sphingosine 1-Phosphate receptor modulators, Sphingosine 1 phosphate lyase inhibitors, Adenosine receptor modulators as for example A2a-agonists, modulators of purinergic receptors as for example P2X7 inhibitors, Histone Deacetylase (HDAC) activators, Bradykinin (BK1, BK2) antagonists, TACE inhibitors, PPAR gamma modulators, Rho-kinase inhibitors, interleukin 1-beta converting enzyme (ICE) inhibitors, Toll-Like receptor (TLR) modulators, HMG-CoA reductase inhibitors, VLA-4 antagonists, ICAM-1 inhibitors, SHIP agonists, GABA_A receptor antagonist, ENaC-inhibitors, Prostatin-inhibitors, Matriptase-inhibitors, Melanocortin receptor (MC1R, MC2R, MC3R, MC4R, MC5R) modulators, CGRP antagonists, Endothelin antagonists, TNF α antagonists, anti-TNF antibodies, anti-GM-CSF antibodies, anti-CD46 antibodies, anti-IL-1 antibodies, anti-IL-2 antibodies, anti-IL-4 antibodies, anti-IL-5 antibodies, anti-IL-13 antibodies, anti-IL-4/IL-13 antibodies, anti-TSLP antibodies, anti-OX40 antibodies, mucoregulators, immunotherapeutic agents, compounds against swelling of the airways, compounds against cough, VEGF inhibitors, NE-inhibitors, MMP9 inhibitors, MMP12 inhibitors, but also combinations of two or three active substances.

Preferred are betamimetics, anticholinergics, corticosteroids, PDE4-inhibitors, LTD4-antagonists, EGFR-inhibitors, CRTH2 inhibitors, 5-LO-inhibitors, Histamine receptor antagonists and SYK-inhibitors, NE-inhibitors, MMP9 inhibitors, MMP12 inhibitors, but also combinations of two or three active substances, i.e.:

- Betamimetics with corticosteroids, PDE4-inhibitors, CRTH2-inhibitors or LTD4-antagonists,
- Anticholinergics with betamimetics, corticosteroids, PDE4-inhibitors, CRTH2-inhibitors or LTD4-antagonists,
- Corticosteroids with PDE4-inhibitors, CRTH2-inhibitors or LTD4-antagonists
- PDE4-inhibitors with CRTH2-inhibitors or LTD4-antagonists
- CRTH2-inhibitors with LTD4-antagonists.

INDICATIONS

The compounds of the invention and their pharmaceutically acceptable salts have activity as pharmaceuticals, in particular as inhibitors of dipeptidyl peptidase I activity, and thus may be used in the treatment of:

- 5 1. respiratory tract: obstructive diseases of the airways including: asthma, including bronchial, allergic, intrinsic, extrinsic, exercise-induced, drug-induced (including aspirin and NSAID-induced) and dust-induced asthma, both intermittent and persistent and of all severities, and other causes of airway hyper-responsiveness; chronic obstructive pulmonary disease (COPD);
10 bronchitis, including infectious and eosinophilic bronchitis; emphysema; alpha1-antitrypsin deficiency, bronchiectasis; cystic fibrosis; sarcoidosis; farmer's lung and related diseases; hypersensitivity pneumonitis; lung fibrosis, including cryptogenic fibrosing alveolitis, idiopathic interstitial pneumonias, fibrosis complicating anti-neoplastic therapy and chronic infection, including tuberculosis and aspergillosis and other fungal infections; complications of lung transplantation; vasculitic and thrombotic disorders of the lung vasculature, polyangiitis (Wegener
15 Granulomatosis) and pulmonary hypertension; antitussive activity including treatment of chronic cough associated with inflammatory and secretory conditions of the airways, and iatrogenic cough; acute and chronic rhinitis including rhinitis medicamentosa, and vasomotor rhinitis; perennial and seasonal allergic rhinitis including rhinitis nervosa (hay fever); nasal polyposis; acute viral infection including the common cold, and infection due to respiratory syncytial virus, influenza,
20 coronavirus (including SARS) and adenovirus;
2. skin: psoriasis, atopic dermatitis, contact dermatitis or other eczematous dermatoses, and delayed-type hypersensitivity reactions; phyto- and photodermatitis; seborrheic dermatitis, dermatitis herpetiformis, lichen planus, lichen sclerosus et atrophica, pyoderma gangrenosum, skin
25 sarcoid, discoid lupus erythematosus, pemphigus, pemphigoid, epidermolysis bullosa, urticaria, angioedema, vasculitides, toxic erythemas, cutaneous eosinophilias, alopecia areata, male-pattern baldness, Sweet's syndrome, Weber-Christian syndrome, erythema multiforme; cellulitis, both infective and non-infective; panniculitis; cutaneous lymphomas, non-melanoma skin cancer and other dysplastic lesions; drug-induced disorders including fixed drug eruptions;
30
3. eyes: blepharitis; conjunctivitis, including perennial and vernal allergic conjunctivitis; iritis; anterior and posterior uveitis; choroiditis; autoimmune, degenerative or inflammatory disorders affecting the retina; ophthalmitis including sympathetic ophthalmitis; sarcoidosis; infections including viral, fungal, and bacterial;

4. genitourinary: nephritis including interstitial and glomerulonephritis; nephrotic syndrome; cystitis including acute and chronic (interstitial) cystitis and Hunner's ulcer; acute and chronic urethritis, prostatitis, epididymitis, oophoritis and salpingitis; vulvo-vaginitis; Peyronie's disease;
5 erectile dysfunction (both male and female);
5. allograft rejection: acute and chronic following, for example, transplantation of kidney, heart, liver, lung, bone marrow, skin or cornea or following blood transfusion; or chronic graft versus host disease;
- 10 6. other auto-immune and allergic disorders including rheumatoid arthritis, irritable bowel syndrome, systemic lupus erythematosus, multiple sclerosis, Hashimoto's thyroiditis, Graves' disease, Addison's disease, diabetes mellitus, idiopathic thrombocytopenic purpura, eosinophilic fasciitis, hyper-IgE syndrome, antiphospholipid syndrome and Sazary syndrome;
- 15 7. oncology: treatment of common cancers including prostate, breast, lung, ovarian, pancreatic, bowel and colon, stomach, skin and brain tumors and malignancies affecting the bone marrow (including the leukaemias) and lymphoproliferative systems, such as Hodgkin's and non-Hodgkin's lymphoma; including the prevention and treatment of metastatic disease and tumour recurrences,
20 and paraneoplastic syndromes; and,
8. infectious diseases: virus diseases such as genital warts, common warts, plantar warts, hepatitis B, hepatitis C, herpes simplex virus, molluscum contagiosum, variola, human immunodeficiency virus (HIV), human papilloma virus (HPV), cytomegalovirus (CMV), varicella zoster virus (VZV),
25 rhinovirus, adenovirus, coronavirus, influenza, para-influenza; bacterial diseases such as tuberculosis and mycobacterium avium, leprosy; other infectious diseases, such as fungal diseases, chlamydia, Candida, aspergillus, cryptococcal meningitis, Pneumocystis carinii, cryptosporidiosis, histoplasmosis, toxoplasmosis, trypanosome infection and leishmaniasis.
- 30 9. pain: Recent literature data from Cathepsin C-deficient mice point to a modulatory role of Cathepsin C in pain sensation. Accordingly, inhibitors of Cathepsin C may also be useful in the clinical setting of various form of chronic pain, e.g. inflammatory or neuropathic pain.

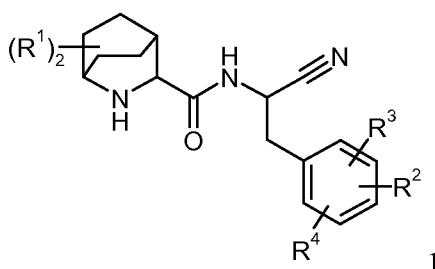
For treatment of the above-described diseases and conditions, a therapeutically effective dose will generally be in the range from about 0.01 mg to about 100 mg/kg of body weight per dosage of a compound of the invention; preferably, from about 0.1 mg to about 20 mg/kg of body weight per dosage. For Example, for administration to a 70 kg person, the dosage range would be from about
5 0.7 mg to about 7000 mg per dosage of a compound of the invention, preferably from about 7.0 mg to about 1400 mg per dosage. Some degree of routine dose optimization may be required to determine an optimal dosing level and pattern. The active ingredient may be administered from 1 to 6 times a day.

10 The actual pharmaceutically effective amount or therapeutic dosage will of course depend on factors known by those skilled in the art such as age and weight of the patient, route of administration and severity of disease. In any case the active ingredient will be administered at dosages and in a manner which allows a pharmaceutically effective amount to be delivered based upon patient's unique condition.

15

WHAT WE CLAIM

1. A compound of formula 1



5 wherein

R^1 is independently selected from among H, C_{1-6} -alkyl-, halogen, HO-, C_{1-6} -alkyl-O-, H_2N -, C_{1-6} -alkyl-HN-, $(C_{1-6}\text{-alkyl})_2N$ - and C_{1-6} -alkyl-C(O)HN-;

10 or two R^1 are together C_{1-4} -alkylene;

R^2 is selected from among

- $R^{2.1}$;
- aryl-; optionally substituted with one, two or three residues independently selected from $R^{2.1}$; optionally substituted with one $R^{2.3}$;
- C_{5-10} -heteroaryl-; containing one, two, three or four heteroatoms independently selected from among S, S(O), S(O)₂, O and N, wherein carbon atoms of the ring are optionally and independently from each other substituted with one, two or three $R^{2.1}$; wherein nitrogen atoms of the ring are optionally and independently from each other substituted with one, two or three $R^{2.2}$; wherein a carbon atom of the ring is optionally substituted with one $R^{2.3}$; a nitrogen atom of the ring is optionally substituted with one $R^{2.4}$; - and
- C_{5-10} -heterocyclyl-; containing one, two, three or four heteroatoms independently selected from among S, S(O), S(O)₂, O and N, wherein the ring is fully or partially saturated, wherein carbon atoms of the ring are optionally and independently from each other substituted with one, two or three or four $R^{2.1}$; wherein nitrogen atoms of the ring are optionally and independently from each other substituted with one, two or three $R^{2.2}$; wherein a carbon atom of the ring is optionally substituted with one $R^{2.3}$ or one $R^{2.5}$; a nitrogen atom of the ring is optionally substituted with one $R^{2.4}$ or

- R^2 and R^4 are together with two adjacent carbon atoms of the phenyl ring a 5- or 6-membered aryl or heteroaryl, containing one, two or three heteroatoms independently selected from among S, S(O), S(O)₂, O and N, wherein carbon atoms of the ring are optionally and independently from each other substituted with one, two or three $R^{2.1}$; wherein nitrogen atoms of the ring are optionally and independently from each other substituted with one, two or three $R^{2.2}$;

$R^{2.1}$ is independently selected from among H, halogen, NC-, O=, HO-, H-A-, H-A-C₁₋₆-alkylene-, $R^{2.1.1}$ -A-, C₁₋₆-alkyl-A-, C₃₋₈-cycloalkyl-A-, C₁₋₆-haloalkyl-A-, $R^{2.1.1}$ -C₁₋₆-alkylene-A-, C₁₋₆-alkyl-A-C₁₋₆-alkylene-, C₃₋₈-cycloalkyl-A-C₁₋₆-alkylene-, C₁₋₆-haloalkyl-A-C₁₋₆-alkylene-, $R^{2.1.1}$ -C₁₋₆-alkylene-A-C₁₋₆-alkylene-, $R^{2.1.1}$ -A-C₁₋₆-alkylene-, HO-C₁₋₆-alkylene-A-, HO-C₁₋₆-alkylene-A-C₁₋₆-alkylene-, C₁₋₆-alkyl-O-C₁₋₆-alkylene-A-- and C₁₋₆-alkyl-O-C₁₋₆-alkylene-A-C₁₋₆-alkylene-

$R^{2.1.1}$ is independently selected from among

- aryl-; optionally substituted independently from each other with one, two or three $R^{2.1.1.1}$;
- C₅₋₁₀-heteroaryl-; containing one, two, three or four heteroatoms independently selected from among S, S(O), S(O)₂, O and N, wherein carbon atoms of the ring are optionally and independently from each other substituted with one, two or three $R^{2.1.1.1}$; wherein nitrogen atoms of the ring are optionally and independently from each other substituted with one, two or three $R^{2.1.1.2}$; - and
- C₅₋₁₀-heterocycl-; containing one, two, three or four heteroatoms independently selected from among S, S(O), S(O)₂, O and N, wherein the ring is fully or partially saturated, wherein carbon atoms of the ring are optionally and independently from each other substituted with one, two or three or four $R^{2.1.1.1}$; wherein nitrogen atoms of the ring are optionally and independently from each other substituted with one, two or three $R^{2.1.1.2}$;

- $R^{2.1.1.1}$ is independently selected from among halogen, HO-, O=, C₁₋₆-alkyl-, C₁₋₆-alkyl-O-, C₁₋₆-haloalkyl-, C₁₋₆-haloalkyl-O-- and C₃₋₈-cycloalkyl-;
- 5 $R^{2.1.1.2}$ is independently selected from among O=, C₁₋₆-alkyl-, C₁₋₆-haloalkyl-, C₃₋₈-cycloalkyl-, C₁₋₆-alkyl-O-C₁₋₆-alkyl-, H(O)C-, C₁₋₆-alkyl-(O)C-, tetrahydrofuranylmethyl-- and tetrahydropyranylmethyl-;
- 10 $R^{2.2}$ is independently selected from among H-A-C₁₋₆-alkylene-, C₃₋₈-cycloalkyl-, C₁₋₆-alkyl-A-C₁₋₆-alkylene-, C₃₋₈-cycloalkyl-A-C₁₋₆-alkylene-, C₁₋₆-haloalkyl-A-C₁₋₆-alkylene-, $R^{2.1.1}$ -A-C₁₋₆-alkylene-, C₁₋₆-alkyl-S(O)₂-, C₁₋₆-alkyl-C(O)- - and $R^{2.1.1}$ -A-;
- 15 $R^{2.3}$ and R^4 are together selected from among -O-, -S-, -N($R^{2.3.1}$)-, -C(O)N($R^{2.3.1}$)-, -N($R^{2.3.1}$)C(O)-, -S(O)₂N($R^{2.3.1}$)-, -N($R^{2.3.1}$)S(O)₂-, -C(O)O-, -OC(O)-, -C(O)-, -S(O)-, -S(O)₂-, $R^{2.3}$, $R^{2.3}$, -C($R^{2.3.2}$)=C($R^{2.3.2}$)-, -C=N-, -N=C-, -C($R^{2.3.2}$)₂-O-, -O-C($R^{2.3.2}$)₂-, -C($R^{2.3.2}$)₂N($R^{2.3.1}$)-, -N($R^{2.3.1}$)C($R^{2.3.2}$)₂-- and -C₁₋₄-alkylene-;
- 20 $R^{2.3.1}$ is independently selected from among H, C₁₋₆-alkyl-, C₁₋₆-haloalkyl-, C₃₋₈-cycloalkyl-, HO-C₁₋₄-alkylene-, (C₁₋₄-alkyl)-O-C₁₋₄-alkylene-, H₂N-C₁₋₄-alkylene-, (C₁₋₄-alkyl)HN-C₁₋₄-alkylene-- and (C₁₋₄-alkyl)₂N-C₁₋₄-alkylene-;
- 25 $R^{2.3.2}$ is independently selected from among H, C₁₋₆-alkyl-, C₁₋₆-haloalkyl-, C₃₋₈-cycloalkyl-, HO-C₁₋₄-alkylene-, (C₁₋₄-alkyl)-O-C₁₋₄-alkylene-, H₂N-C₁₋₄-alkylene-, (C₁₋₄-alkyl)HN-C₁₋₄-alkylene-- and (C₁₋₄-alkyl)₂N-C₁₋₄-alkylene-;
- 30 $R^{2.4}$ and R^4 are together selected from among -N($R^{2.4.1}$)-, -C(O)N($R^{2.4.1}$)-, -N($R^{2.4.1}$)C(O)-, -S(O)₂N($R^{2.4.1}$)-, -N($R^{2.4.1}$)S(O)₂-, -C(O)-, -S(O)-, -S(O)₂-, -C($R^{2.4.2}$)=C($R^{2.4.2}$)-, -C=N-, -N=C-, -C($R^{2.4.2}$)₂N($R^{2.4.1}$)- - and -N($R^{2.4.1}$)C($R^{2.4.2}$)₂-, -C₁₋₄-alkylene-; and

5 $R^{2.4.1}$ is independently selected from among H, C_{1-6} -alkyl-, C_{1-6} -haloalkyl-, C_{3-8} -cycloalkyl-, $HO-C_{1-4}$ -alkylene-, $(C_{1-4}$ -alkyl)-O- C_{1-4} -alkylene-, H_2N-C_{1-4} -alkylene-, $(C_{1-4}$ -alkyl)HN- C_{1-4} -alkylene-- and $(C_{1-4}$ -alkyl) $_2$ N- C_{1-4} -alkylene-;

10 $R^{2.4.2}$ is independently selected from among H, C_{1-6} -alkyl-, C_{1-6} -haloalkyl-, C_{3-8} -cycloalkyl-, $HO-C_{1-4}$ -alkylene-, $(C_{1-4}$ -alkyl)-O- C_{1-4} -alkylene-, H_2N-C_{1-4} -alkylene-, $(C_{1-4}$ -alkyl)HN- C_{1-4} -alkylene-- and $(C_{1-4}$ -alkyl) $_2$ N- C_{1-4} -alkylene-;

$R^{2.5}$ and R^4 are together selected from among $-C(R^{2.5.1})=$, $=C(R^{2.5.1})-$ and $-N=$; and

15 $R^{2.5.1}$ is independently selected from among H, C_{1-6} -alkyl-, C_{1-6} -haloalkyl-, C_{3-8} -cycloalkyl-, $HO-C_{1-4}$ -alkylene-, $(C_{1-4}$ -alkyl)-O- C_{1-4} -alkylene-, H_2N-C_{1-4} -alkylene-, $(C_{1-4}$ -alkyl)HN- C_{1-4} -alkylene-- and $(C_{1-4}$ -alkyl) $_2$ N- C_{1-4} -alkylene-;

20 R^3 is H or F;
 R^4 is independently selected from among H, F, Cl, phenyl- H_2C -O-, HO-, C_{1-6} -alkyl-, C_{1-6} -haloalkyl-, C_{3-8} -cycloalkyl-, C_{1-6} -alkyl-O-, C_{1-6} -haloalkyl-O-, C_{1-6} -alkyl-HN-, $(C_{1-6}$ -alkyl) $_2$ -HN-, C_{1-6} -alkyl-HN- C_{1-4} -alkylene-- and $(C_{1-6}$ -alkyl) $_2$ -HN- C_{1-4} -alkylene-;

25 A is a bond or independently selected from among -O-, -S-, $-N(R^5)-$, $-C(O)N(R^5)-$, $-N(R^5)C(O)-$, $-S(O)_2N(R^5)-$, $-N(R^5)S(O)_2-$, $-S(O)(=NR^5)-N(R^5)-$, $-N(R^5)(NR^5=)$ $S(O)-$, $-S(=NR^5)_2-N(R^5)-$, $-N(R^5)(NR^5=)_2S-$, $-C(R^5)=C(R^5)-$, $-C\equiv C-$, $-C(O)O-$, $-OC(O)-$, $-C(O)-$, $-S(O)-$, $-S(O)_2-$, $-S(=NR^5)-$, $-S(O)(=NR^5)-$, $-S(=NR^5)_2-$, $-(R^5)(O)S=N-$, $-(R^5N=)(O)S-$ and $-N=(O)(R^5)S-$;

30 R^5 is independently selected from among H, C_{1-6} -alkyl-- and NC-;

or a salt thereof.

2. A compound of formula **1**, according to claim 1, wherein R^1 is $R^{1.a}$ and $R^{1.a}$ is independently selected from among H, C_{1-4} -alkyl-, F- and HO-.
3. A compound of formula **1**, according to claims 1 or 2, wherein R^4 is $R^{4.a}$ and $R^{4.a}$ is H, F, Cl, phenyl- H_2C-O- , HO-, C_{1-4} -alkyl-, C_{1-4} -haloalkyl-, C_{3-6} -cycloalkyl-, C_{1-4} -alkyl-O- and C_{1-4} -haloalkyl-O-.
4. A compound of formula **1**, according to claims 1 to 3, wherein R^4 is $R^{4.b}$ and $R^{4.b}$ is H or F.
5. A compound of formula **1**, according to claims 1 to 4, wherein A is A^a and A^a is a bond or independently selected from among -O-, -C(O)N(R^5)-, -N(R^5)C(O)-, -S(O)₂N(R^5)-, -N(R^5)S(O)₂-, -C(O)O-, -OC(O)-, -C(O)-, -S(O)₂-, -(R^5)(O)S=N-, -(R^5 N=)(O)S- and -N=(O)(R^5)S-, and R^5 is $R^{5.a}$ and $R^{5.a}$ is independently selected from among H, C_{1-4} -alkyl- and NC-.
6. A compound of formula **1**, according to claims 1 to 5, wherein R^2 is $R^{2.1}$ and $R^{2.1}$ is $R^{2.1.a}$ and $R^{2.1.a}$ is selected from among H, halogen, NC-, O=, HO-, H-A-, H-A- C_{1-4} -alkylene-, $R^{2.1.1}$ -A-, C_{1-4} -alkyl-A-, C_{3-6} -cycloalkyl-A-, C_{1-4} -haloalkyl-A-, $R^{2.1.1}$ - C_{1-4} -alkylene-A-, C_{1-4} -alkyl-A- C_{1-4} -alkylene-, C_{3-6} -cycloalkyl-A- C_{1-4} -alkylene-, C_{1-4} -haloalkyl-A- C_{1-4} -alkylene-, $R^{2.1.1}$ - C_{1-4} -alkylene-A- C_{1-4} -alkylene-, $R^{2.1.1}$ -A- C_{1-4} -alkylene-, HO- C_{1-4} -alkylene-A-, HO- C_{1-4} -alkylene-A- C_{1-4} -alkylene-, C_{1-4} -alkyl-O- C_{1-4} -alkylene-A- and C_{1-4} -alkyl-O- C_{1-4} -alkylene-A- C_{1-4} -alkylene-; and $R^{2.1.1}$ is $R^{2.1.1.a}$ and $R^{2.1.1.a}$ is selected from among
- aryl-, optionally substituted independently from each other with one, two or three residues independently selected from $R^{2.1.1.1}$;
 - C_{5-10} -heteroaryl-, containing one, two, three or four heteroatoms selected independently from S, S(O), S(O)₂, O and N, wherein carbon atoms of the ring are optionally and independently from each other substituted with one, two or three $R^{2.1.1.1}$; wherein nitrogen atoms of the ring are optionally and independently from each other substituted with one, two or three $R^{2.1.1.2}$; - and
 - C_{5-10} -heterocyclyl-, containing one, two, three or four heteroatoms selected independently from S, S(O), S(O)₂, O and N and the ring is fully or partially saturated,

wherein carbon atoms of the ring are optionally and independently from each other substituted with one, two or three $R^{2.1.1.1}$; wherein nitrogen atoms of the ring are optionally and independently from each other substituted with one, two or three $R^{2.1.1.2}$; and

5

$R^{2.1.1.1}$ is independently selected from among halogen, HO-, O=, C₁₋₄-alkyl-, C₁₋₄-alkyl-O-, C₁₋₄-haloalkyl-, C₁₋₄-haloalkyl-O- and C₃₋₆-cycloalkyl-; and

$R^{2.1.1.2}$ is independently selected from among O=, C₁₋₄-alkyl-, C₁₋₄-haloalkyl-, C₃₋₆-cycloalkyl-, C₁₋₄-alkyl-O-C₁₋₄-alkyl-, H(O)C-, C₁₋₄-alkyl(O)C-, tetrahydrofuranylmethyl- and tetrahydropyranylmethyl.

10

7. A compound of formula **1**, according to claims 1 to 5, wherein R^2 is $R^{2.d}$ and $R^{2.d}$ is phenyl; optionally substituted with one, two or three residues independently selected from $R^{2.1}$ and

15

$R^{2.1}$ is $R^{2.1.a}$ and $R^{2.1.a}$ is selected from among H, halogen, NC-, O=, HO-, H-A-, H-A-C₁₋₄-alkylene-, $R^{2.1.1}$ -A-, C₁₋₄-alkyl-A-, C₃₋₆-cycloalkyl-A-, C₁₋₄-haloalkyl-A-, $R^{2.1.1}$ -C₁₋₄-alkylene-A-, C₁₋₄-alkyl-A-C₁₋₄-alkylene-, C₃₋₆-cycloalkyl-A-C₁₋₄-alkylene-, C₁₋₄-haloalkyl-A-C₁₋₄-alkylene-, $R^{2.1.1}$ -C₁₋₄-alkylene-A-C₁₋₄-alkylene-, $R^{2.1.1}$ -A-C₁₋₄-alkylene-, HO-C₁₋₄-alkylene-A-, HO-C₁₋₄-alkylene-A-C₁₋₄-alkylene-, C₁₋₄-alkyl-O-C₁₋₄-alkylene-A- and C₁₋₄-alkyl-O-C₁₋₄-alkylene-A-C₁₋₄-alkylene-; and

20

$R^{2.1.1}$ is $R^{2.1.1.a}$ and $R^{2.1.1.a}$ is selected from among

- aryl-, optionally substituted independently from each other with one, two or three residues independently selected from $R^{2.1.1.1}$;
- C₅₋₁₀-heteroaryl-, containing one, two, three or four heteroatoms selected independently from S, S(O), S(O)₂, O and N, wherein carbon atoms of the ring are optionally and independently from each other substituted with one, two or three $R^{2.1.1.1}$; wherein nitrogen atoms of the ring are optionally and independently from each other substituted with one, two or three $R^{2.1.1.2}$; - and
- C₅₋₁₀-heterocyclyl-, containing one, two, three or four heteroatoms selected independently from S, S(O), S(O)₂, O and N and the ring is fully or partially saturated, wherein carbon atoms of the ring are optionally and independently from each other substituted with one, two or three $R^{2.1.1.1}$; wherein nitrogen atoms of the ring are

25

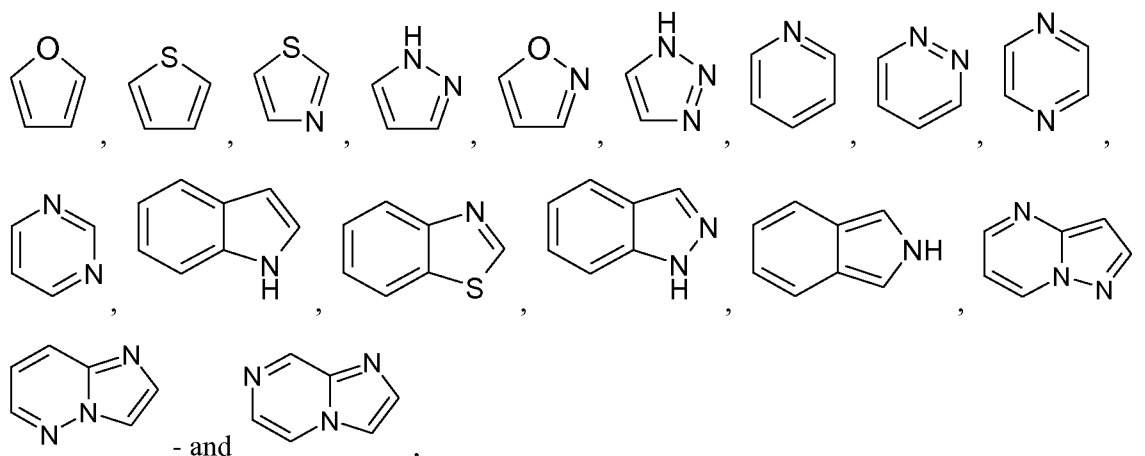
30

optionally and independently from each other substituted with one, two or three $R^{2.1.1.2}$;
and

$R^{2.1.1.1}$ is independently selected from among halogen, HO-, O=, C_{1-4} -alkyl-, C_{1-4} -alkyl-O-,
5 C_{1-4} -haloalkyl-- and C_{1-4} -haloalkyl-O-, C_{3-6} -cycloalkyl-; and

$R^{2.1.1.2}$ is independently selected from among O=, C_{1-4} -alkyl-, C_{1-4} -haloalkyl-; C_{3-6} -cycloalkyl-, C_{1-4} -alkyl-O- C_{1-4} -alkyl-, H(O)C-, C_{1-4} -alkyl-(O)C-,
tetrahydrofuranylmethyl-- and tetrahydropyranylmethyl.

10 **8.** A compound of formula **1**, according to claims 1 to 5, wherein R^2 is R^{2-g} and R^{2-g} is selected from among



15

wherein carbon atoms of the ring are optionally and independently from each other substituted with one, two or three $R^{2.1}$; wherein possibly available nitrogen atoms of the ring are optionally and independently from each other substituted with $R^{2.2}$; and

20 $R^{2.1}$ is $R^{2.1.a}$ and $R^{2.1.a}$ is selected from among H, halogen, NC-, O=, HO-, H-A-,
H-A- C_{1-4} -alkylene-, $R^{2.1.1}$ -A-, C_{1-4} -alkyl-A-, C_{3-6} -cycloalkyl-A-, C_{1-4} -haloalkyl-A-,
 $R^{2.1.1}$ - C_{1-4} -alkylene-A-, C_{1-4} -alkyl-A- C_{1-4} -alkylene-, C_{3-6} -cycloalkyl-A- C_{1-4} -alkylene-,
 C_{1-4} -haloalkyl-A- C_{1-4} -alkylene-, $R^{2.1.1}$ - C_{1-4} -alkylene-A- C_{1-4} -alkylene-,
 $R^{2.1.1}$ -A- C_{1-4} -alkylene-, HO- C_{1-4} -alkylene-A-, HO- C_{1-4} -alkylene-A- C_{1-4} -alkylene-,
25 C_{1-4} -alkyl-O- C_{1-4} -alkylene-A-- and C_{1-4} -alkyl-O- C_{1-4} -alkylene-A- C_{1-4} -alkylene-; and

$R^{2.1.1}$ is $R^{2.1.1.a}$ and $R^{2.1.1.a}$ is selected from among

- aryl-, optionally substituted independently from each other with one, two or three residues independently selected from $R^{2.1.1.1}$;
 - C_{5-10} -heteroaryl-, containing one, two, three or four heteroatoms selected independently from S, S(O), S(O)₂, O and N, wherein carbon atoms of the ring are optionally and independently from each other substituted with one, two or three $R^{2.1.1.1}$; wherein nitrogen atoms of the ring are optionally and independently from each other substituted with one, two or three $R^{2.1.1.2}$; - and
 - C_{5-10} -heterocyclyl-, containing one, two, three or four heteroatoms selected independently from S, S(O), S(O)₂, O and N and the ring is fully or partially saturated, wherein carbon atoms of the ring are optionally and independently from each other substituted with one, two or three $R^{2.1.1.1}$; wherein nitrogen atoms of the ring are optionally and independently from each other substituted with one, two or three $R^{2.1.1.2}$; and
- $R^{2.1.1.1}$ is independently selected from among halogen, HO-, O=, C_{1-4} -alkyl-, C_{1-4} -alkyl-O-, C_{1-4} -haloalkyl-, C_{1-4} -haloalkyl-O- and C_{3-6} -cycloalkyl-; and
- $R^{2.1.1.2}$ is independently selected from among O=, C_{1-4} -alkyl-, C_{1-4} -haloalkyl-, C_{3-6} -cycloalkyl-, C_{1-4} -alkyl-O- C_{1-4} -alkyl-, H(O)C-, C_{1-4} -alkyl-(O)C-, tetrahydrofuranylmethyl- and tetrahydropyranylmethyl; and
- $R^{2.2}$ is $R^{2.2.a}$ and $R^{2.2.a}$ is independently selected from among H-A- C_{1-4} -alkylene-, C_{3-6} -cycloalkyl-, C_{1-4} -alkyl-A- C_{1-4} -alkylene-, C_{3-6} -cycloalkyl-A- C_{1-4} -alkylene-, C_{1-4} -haloalkyl-A- C_{1-4} -alkylene-, $R^{2.1.1}$ -A- C_{1-4} -alkylene-, C_{1-4} -alkyl-S(O)₂-, C_{1-4} -alkyl-C(O)- - and $R^{2.1.1}$ -A-.
- 9.** A compound of formula **1**, according to claims 1 to 5, wherein R^2 is $R^{2.j}$ and $R^{2.j}$ is selected from among

optionally and independently from each other substituted with one, two or three $R^{2.1.1.2}$;
and

$R^{2.1.1.1}$ is independently selected from among halogen, HO-, O=, C_{1-4} -alkyl-, C_{1-4} -alkyl-O-,
5 C_{1-4} -haloalkyl-, C_{1-4} -haloalkyl-O-- and C_{3-6} -cycloalkyl-; and

$R^{2.1.1.2}$ is independently selected from among O=, C_{1-4} -alkyl-, C_{1-4} -haloalkyl-; C_{3-6} -cycloalkyl-, C_{1-4} -alkyl-O- C_{1-4} -alkyl-, H(O)C-, C_{1-4} -alkyl(O)C-,
tetrahydrofuranylmethyl-- and tetrahydropyranylmethyl; and

10 $R^{2.2}$ is $R^{2.2.a}$ and $R^{2.2.a}$ is independently selected from among H-A- C_{1-4} -alkylene-, C_{3-6} -cycloalkyl-,
 C_{1-4} -alkyl-A- C_{1-4} -alkylene-, C_{3-6} -cycloalkyl-A- C_{1-4} -alkylene-, C_{1-4} -haloalkyl-A- C_{1-4} -alkylene-,
 $R^{2.1.1}$ -A- C_{1-4} -alkylene-, C_{1-4} -alkyl-S(O)₂-, C_{1-4} -alkyl-C(O)- - and $R^{2.1.1}$ -A-.

15 **10.** A compound of formula **1**, according to claims 1 to 5, wherein R^2 is $R^{2.m}$ and $R^{2.m}$ is together
with R^4 and two adjacent carbon atoms of the phenyl ring a 5- or 6-membered aryl or heteroaryl,
containing one, two or three heteroatoms independently selected from among S, S(O), S(O)₂, O and
N, wherein carbon atoms of the ring are optionally and independently from each other substituted
with one, two or three $R^{2.1}$, wherein possibly available nitrogen atoms of the ring are optionally and
independently from each other substituted with one, two or three $R^{2.2}$; and

20 $R^{2.1}$ is $R^{2.1.a}$ and $R^{2.1.a}$ is selected from among H, halogen, NC-, O=, HO-, H-A-,
H-A- C_{1-4} -alkylene-, $R^{2.1.1}$ -A-, C_{1-4} -alkyl-A-, C_{3-6} -cycloalkyl-A-, C_{1-4} -haloalkyl-A-,
 $R^{2.1.1}$ - C_{1-4} -alkylene-A-, C_{1-4} -alkyl-A- C_{1-4} -alkylene-, C_{3-6} -cycloalkyl-A- C_{1-4} -alkylene-,
 C_{1-4} -haloalkyl-A- C_{1-4} -alkylene-, $R^{2.1.1}$ - C_{1-4} -alkylene-A- C_{1-4} -alkylene-,
25 $R^{2.1.1}$ -A- C_{1-4} -alkylene-, HO- C_{1-4} -alkylene-A-, HO- C_{1-4} -alkylene-A- C_{1-4} -alkylene-,
 C_{1-4} -alkyl-O- C_{1-4} -alkylene-A-- and C_{1-4} -alkyl-O- C_{1-4} -alkylene-A- C_{1-4} -alkylene-; and

$R^{2.1.1}$ is $R^{2.1.1.a}$ and $R^{2.1.1.a}$ is selected from among

- aryl-, optionally substituted independently from each other with one, two or three
30 residues independently selected from $R^{2.1.1.1}$;
- C_{5-10} -heteroaryl-, containing one, two, three or four heteroatoms selected independently
from S, S(O), S(O)₂, O and N, wherein carbon atoms of the ring are optionally and
independently from each other substituted with one, two or three $R^{2.1.1.1}$; wherein

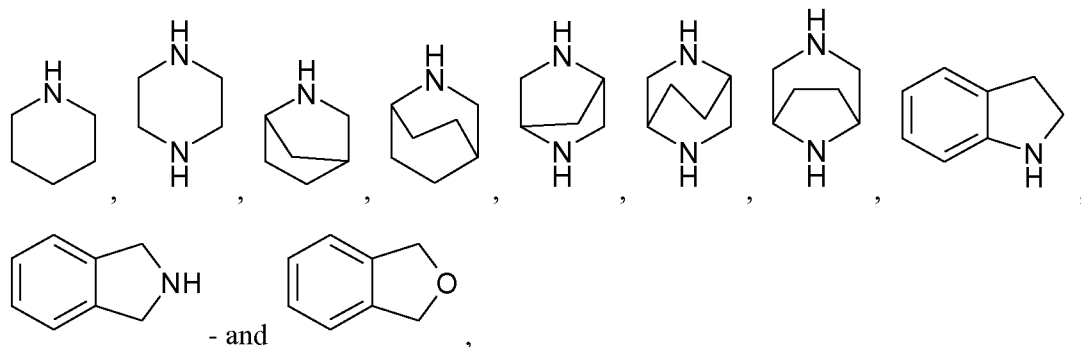
nitrogen atoms of the ring are optionally and independently from each other substituted with one, two or three $R^{2.1.1.2}$;

- C_{5-10} -heterocyclyl-, containing one, two, three or four heteroatoms selected independently from S, S(O), S(O)₂, O and N and the ring is fully or partially saturated, wherein carbon atoms of the ring are optionally and independently from each other substituted with one, two or three $R^{2.1.1.1}$; wherein nitrogen atoms of the ring are optionally and independently from each other substituted with one, two or three $R^{2.1.1.2}$; and

$R^{2.1.1.1}$ is independently selected from among halogen, HO-, O=, C_{1-4} -alkyl-, C_{1-4} -alkyl-O-, C_{1-4} -haloalkyl-, C_{1-4} -haloalkyl-O- and C_{3-6} -cycloalkyl-; and
 $R^{2.1.1.2}$ is independently selected from among O=, C_{1-4} -alkyl-, C_{1-4} -haloalkyl-, C_{3-6} -cycloalkyl-, C_{1-4} -alkyl-O- C_{1-4} -alkyl-, H(O)C-, C_{1-4} -alkyl(O)C-, tetrahydrofuranylmethyl- and tetrahydropyranylmethyl; and

$R^{2.2}$ is $R^{2.2.a}$ and $R^{2.2.a}$ is independently selected from among H-A- C_{1-4} -alkylene-, C_{3-6} -cycloalkyl-, C_{1-4} -alkyl-A- C_{1-4} -alkylene-, C_{3-6} -cycloalkyl-A- C_{1-4} -alkylene-, C_{1-4} -haloalkyl-A- C_{1-4} -alkylene-, $R^{2.1.1}$ -A- C_{1-4} -alkylene-, C_{1-4} -alkyl-S(O)₂-, C_{1-4} -alkyl-C(O)- and $R^{2.1.1}$ -A-.

11. A compound of formula **1**, according to claims 1 to 5, wherein R^2 is $R^{2.n}$ and $R^{2.n}$ is selected from among aryl-, pyrazole, thiophene, furane; wherein carbon atoms of the ring are optionally and independently from each other substituted with one, two, three or four $R^{2.1}$; wherein possibly available nitrogen atoms of the ring are optionally and independently from each other substituted with $R^{2.2}$; wherein a carbon atom of the ring is optionally substituted with one $R^{2.3}$; a nitrogen atom of the ring is optionally substituted with one $R^{2.4}$; or $R^{2.n}$ is selected from among



wherein carbon atoms of the ring are optionally and independently from each other substituted with one, two, three or four $R^{2.1}$; wherein possibly available nitrogen atoms of the ring are optionally and independently from each other substituted with $R^{2.2}$; wherein a carbon atom of the ring is optionally substituted with one $R^{2.3}$ or one $R^{2.5}$; a nitrogen atom of the ring is optionally substituted with one $R^{2.4}$; and

$R^{2.1}$ is $R^{2.1.a}$ and $R^{2.1.a}$ is selected from among H, halogen, NC-, O=, HO-, H-A-, H-A- C_{1-4} -alkylene-, $R^{2.1.1}$ -A-, C_{1-4} -alkyl-A-, C_{3-6} -cycloalkyl-A-, C_{1-4} -haloalkyl-A-, $R^{2.1.1}$ - C_{1-4} -alkylene-A-, C_{1-4} -alkyl-A- C_{1-4} -alkylene-, C_{3-6} -cycloalkyl-A- C_{1-4} -alkylene-, C_{1-4} -haloalkyl-A- C_{1-4} -alkylene-, $R^{2.1.1}$ - C_{1-4} -alkylene-A- C_{1-4} -alkylene-, $R^{2.1.1}$ -A- C_{1-4} -alkylene-, HO- C_{1-4} -alkylene-A-, HO- C_{1-4} -alkylene-A- C_{1-4} -alkylene-, C_{1-4} -alkyl-O- C_{1-4} -alkylene-A-- and C_{1-4} -alkyl-O- C_{1-4} -alkylene-A- C_{1-4} -alkylene-; and

$R^{2.1.1}$ is $R^{2.1.1.a}$ and $R^{2.1.1.a}$ is selected from among

- aryl-, optionally substituted independently from each other with one, two or three residues independently selected from $R^{2.1.1.1}$;
- C_{5-10} -heteroaryl-, containing one, two, three or four heteroatoms selected independently from S, S(O), S(O)₂, O and N, wherein carbon atoms of the ring are optionally and independently from each other substituted with one, two or three $R^{2.1.1.1}$; wherein nitrogen atoms of the ring are optionally and independently from each other substituted with one, two or three $R^{2.1.1.2}$; - and
- C_{5-10} -heterocyclyl-, containing one, two, three or four heteroatoms selected independently from S, S(O), S(O)₂, O and N and the ring is fully or partially saturated, wherein carbon atoms of the ring are optionally and independently from each other substituted with one, two or three $R^{2.1.1.1}$; wherein nitrogen atoms of the ring are optionally and independently from each other substituted with one, two or three $R^{2.1.1.2}$; and

$R^{2.1.1.1}$ is independently selected from among halogen, HO-, O=, C_{1-4} -alkyl-, C_{1-4} -alkyl-O-, C_{1-4} -haloalkyl-, C_{1-4} -haloalkyl-O-- and C_{3-6} -cycloalkyl-; and

$R^{2.1.1.2}$ is independently selected from among O=, C_{1-4} -alkyl-, C_{1-4} -haloalkyl-, C_{3-6} -cycloalkyl-, C_{1-4} -alkyl-O- C_{1-4} -alkyl-, H(O)C-, C_{1-4} -alkyl(O)C-, tetrahydrofuranylmethyl-- and tetrahydropyranylmethyl; and

$R^{2.2}$ is $R^{2.2.a}$ and $R^{2.2.a}$ is independently selected from among H-A- C_{1-4} -alkylene-, C_3 - δ -cycloalkyl-, C_{1-4} -alkyl-A- C_{1-4} -alkylene-, C_{3-6} -cycloalkyl-A- C_{1-4} -alkylene-, C_{1-4} -haloalkyl-A- C_{1-4} -alkylene-, $R^{2.1.1}$ -A- C_{1-4} -alkylene-, C_{1-4} -alkyl-S(O)₂-, C_{1-4} -alkyl-C(O)- - and $R^{2.1.1}$ -A-; and

5

$R^{2.3}$ is together with R^4 a group $R^{2.3.a}$ and $R^{2.3.a}$ is selected from among -O-, -S-, -N($R^{2.3.1}$)-, -C(O)N($R^{2.3.1}$)-, -N($R^{2.3.1}$)C(O)-, -S(O)₂N($R^{2.3.1}$)-, -N($R^{2.3.1}$)S(O)₂-, -C(O)O-, -OC(O)-, -C(O)-, -S(O)-, -S(O)₂-, -C($R^{2.3.2}$)=C($R^{2.3.2}$)-, -C=N-, -N=C-, -C($R^{2.3.2}$)₂O-, -O-C($R^{2.3.2}$)₂-, -C($R^{2.3.2}$)₂N($R^{2.3.1}$)-, -N($R^{2.3.1}$)C($R^{2.3.2}$)₂-- and - C_{1-4} -alkylene-; and

10

$R^{2.3.1}$ is independently selected from among H, C_{1-4} -alkyl-, C_{1-4} -haloalkyl-, C_3 - δ -cycloalkyl-, HO- C_{1-4} -alkylene-, (C_{1-4} -alkyl)-O- C_{1-4} -alkylene-, H₂N- C_{1-4} -alkylene-, (C_{1-4} -alkyl)HN- C_{1-4} -alkylene-- and (C_{1-4} -alkyl)₂N- C_{1-4} -alkylene-;

$R^{2.3.2}$ is independently selected from among H, C_{1-4} -alkyl-, C_{1-4} -haloalkyl-, C_3 -

15

δ -cycloalkyl-, HO- C_{1-4} -alkylene-, (C_{1-4} -alkyl)-O- C_{1-4} -alkylene-, H₂N- C_{1-4} -alkylene-, (C_{1-4} -alkyl)HN- C_{1-4} -alkylene-- and (C_{1-4} -alkyl)₂N- C_{1-4} -alkylene-; and

$R^{2.4}$ is together with R^4 a group $R^{2.4.a}$ and $R^{2.4.a}$ is selected from among -N($R^{2.4.1}$)-, -C(O)N($R^{2.4.1}$)-, -N($R^{2.4.1}$)C(O)-, -S(O)₂N($R^{2.4.1}$)-, -N($R^{2.4.1}$)S(O)₂-, -C(O)-, -S(O)-, -S(O)₂-, -C($R^{2.4.2}$)=C($R^{2.4.2}$)-, -C=N-, -N=C-, -C($R^{2.4.2}$)₂N($R^{2.4.1}$)-, -N($R^{2.4.1}$)C($R^{2.4.2}$)₂-- and - C_{1-4} -alkylene-; and

20

$R^{2.4.1}$ is independently selected from among H, C_{1-4} -alkyl-, C_{1-4} -haloalkyl-, C_3 - δ -cycloalkyl-, HO- C_{1-4} -alkylene-, (C_{1-4} -alkyl)-O- C_{1-4} -alkylene-, H₂N- C_{1-4} -alkylene-, (C_{1-4} -alkyl)HN- C_{1-4} -alkylene-- and (C_{1-4} -alkyl)₂N- C_{1-4} -alkylene-;

25

$R^{2.4.2}$ is independently selected from among H, C_{1-4} -alkyl-, C_{1-4} -haloalkyl-, C_3 - δ -cycloalkyl-, HO- C_{1-4} -alkylene-, (C_{1-4} -alkyl)-O- C_{1-4} -alkylene-, H₂N- C_{1-4} -alkylene-, (C_{1-4} -alkyl)HN- C_{1-4} -alkylene-- and (C_{1-4} -alkyl)₂N- C_{1-4} -alkylene-; and

30

$R^{2.5}$ is together with R^4 a group $R^{2.5.a}$ and $R^{2.5.a}$ is selected from among -C($R^{2.5.1}$)=, =C($R^{2.5.1}$)- - and -N=; and

$R^{2.5.1}$ is independently selected from among H, C_{1-4} -alkyl-, C_{1-4} -haloalkyl-, C_{3-6} -cycloalkyl-, $HO-C_{1-4}$ -alkylene-, $(C_{1-4}$ -alkyl)- $O-C_{1-4}$ -alkylene-, H_2N-C_{1-4} -alkylene-, $(C_{1-4}$ -alkyl)HN- C_{1-4} -alkylene-- and $(C_{1-4}$ -alkyl) $_2$ N- C_{1-4} -alkylene-.

5 **12.** A compound of formula **1** according to claim 1, wherein

R^1 is $R^{1.b}$ and $R^{1.b}$ is H;

R^2 is selected from among

- 10
- $R^{2.1}$;
 - phenyl-; optionally substituted with one or two residues independently selected from $R^{2.1}$; optionally substituted with one $R^{2.3}$;
 - C_5 -heteroaryl-; containing two or three independently selected from among S, O and N, wherein carbon atoms of the ring are optionally and independently from each other substituted with one $R^{2.1}$; wherein nitrogen atoms of the ring are optionally and independently from each other substituted with one $R^{2.2}$;

15

 - monocyclic C_6 -heterocyclyl containing one or two nitrogen atoms, wherein the ring is fully or partially saturated, wherein carbon atoms of the ring are optionally and independently from each other substituted with one $R^{2.1}$; wherein nitrogen atoms of the ring are optionally and independently from each other substituted with one $R^{2.2}$;

20

 - bicyclic $C_{9 \text{ or } 10}$ -heterocyclyl-; containing one, two, three or four heteroatoms independently selected from among S(O) $_2$, O and N, wherein the ring is fully or partially saturated, wherein carbon atoms of the ring are optionally and independently from each other substituted with one, two or three $R^{2.1}$; wherein nitrogen atoms of the ring are optionally and independently from each other substituted with one $R^{2.2}$;

25

$R^{2.1}$ is independently selected from among halogen, NC-, O=, H-A-, H-A- C_{1-4} -alkylene-, $R^{2.1.1}$ -A-, C_{1-4} -alkyl-A-, C_{3-6} -cycloalkyl-A-, $R^{2.1.1}$ - C_{1-4} -alkylene-A-, C_{1-4} -alkyl-A- C_{1-4} -alkylene-- and HO- C_{1-4} -alkylene-A- C_{1-4} -alkylene-;

30

$R^{2.1.1}$ is independently selected from among

- phenyl-; and

- C₅ or C₆-heterocycl-; containing one or two heteroatoms independently selected from among O and N, wherein the ring is fully or partially saturated, wherein nitrogen atoms of the ring are optionally and independently from each other substituted with one C₁₋₄-alkyl;

5

R^{2.2} is independently selected from among H-A-C₁₋₄-alkylene-, C₃₋₆-cycloalkyl-, C₁₋₄-alkyl-A-C₁₋₄-alkylene-, R^{2.1.1}-A-C₁₋₄-alkylene-- and C₁₋₄-alkyl-C(O)-;

10 R^{2.3} and R⁴ are together a group selected from among -N(R^{2.3.1})-, -C(O)N(R^{2.3.2})- and -N(R^{2.3.1})C(O)-;

R^{2.3.1} is independently selected from among H- and H₃C-;

R³ is H, F;

15 R⁴ is R^{4.b} and R^{4.b} is H or F;

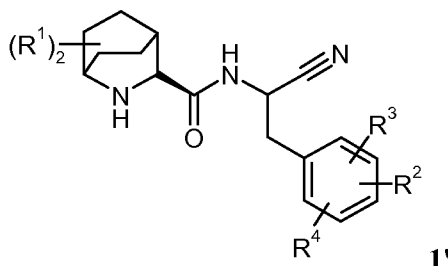
A is a bond or independently selected from among -O-, -C(O)N(R⁵)-, -N(R⁵)C(O)-, -S(O)₂N(R⁵)-, -N(R⁵)S(O)₂-, -C(O)O-, -OC(O)-, -C(O)-, -S(O)₂-- and -N=(O)(R⁵)S-;

20

R⁵ is independently selected from among H- and C₁₋₄-alkyl-;

or a salt thereof.

25 **13.** Compounds of formula **1'**



wherein R¹, R², R³ and R⁴ have the meaning of one of the claims 1 to 12.

30 **14.** A compound of formula **1** according to any one claims 1 to 13 for use as a medicament.

15 **15.** A compound of formula **1** according to any one claims 1 to 13 for use as a medicament for the treatment of asthma and allergic diseases, gastrointestinal inflammatory diseases, eosinophilic diseases, chronic obstructive pulmonary disease, infection by pathogenic microbes, rheumatoid
5 arthritis and atherosclerosis.

16. Pharmaceutical composition, characterised in that it contains one or more compounds of formula **1** according to any one of claims 1 to 13 or a pharmaceutically active salt thereof.

10 **17.** Method of treatment or prevention of diseases in which DPPI activity inhibitors have a therapeutic benefit, which method comprises administration of a therapeutically or preventively effective amount of a compounds of formula **1** according to one of claims 1-13 to a patient in need thereof.

15 **18.** A pharmaceutical composition comprising additionally to a compound of formula **1**, according to any one of claims 1 to 13, a pharmaceutically active compound selected from the group consisting of betamimetics, anticholinergics, corticosteroids, PDE4-inhibitors, LTD4-antagonists, EGFR-inhibitors, CRTH2 inhibitors, 5-LO-inhibitors, Histamine receptor antagonists, CCR9 antagonists and SYK-inhibitors, NE-inhibitors, MMP9 inhibitors, MMP12 inhibitors, but also
20 combinations of two or three active substances.

INTERNATIONAL SEARCH REPORT

International application No
PCT/EP2014/054827

A. CLASSIFICATION OF SUBJECT MATTER
INV. C07D453/06 A61K31/439 A61P11/00 A61P19/00 A61P37/08
ADD.

According to International Patent Classification (IPC) or to both national classification and IPC

B. FIELDS SEARCHED

Minimum documentation searched (classification system followed by classification symbols)
C07D

Documentation searched other than minimum documentation to the extent that such documents are included in the fields searched

Electronic data base consulted during the international search (name of data base and, where practicable, search terms used)

EPO-Internal, WPI Data

C. DOCUMENTS CONSIDERED TO BE RELEVANT

Category*	Citation of document, with indication, where appropriate, of the relevant passages	Relevant to claim No.
X	WO 2009/074829 A1 (ASTRAZENECA AB [SE]; ASTRAZENECA UK LTD [GB]; CAGE PETER ALAN [PT]; FU) 18 June 2009 (2009-06-18) claims 1, 13; examples abstract	1-18
X	WO 2012/119941 A1 (PROZYMEX AS [DK]; PEDERSEN JOHN [DK]; LAURITZEN CONNI [DK]) 13 September 2012 (2012-09-13) claims 1, 23; example 7 page 1, line 3 - line 8	1-18
X,P	WO 2013/041497 A1 (BOEHRINGER INGELHEIM INT [DE]) 28 March 2013 (2013-03-28) claims 1, 8; examples page 1, line 6 - line 9	1-18



Further documents are listed in the continuation of Box C.



See patent family annex.

* Special categories of cited documents :

"A" document defining the general state of the art which is not considered to be of particular relevance

"E" earlier application or patent but published on or after the international filing date

"L" document which may throw doubts on priority claim(s) or which is cited to establish the publication date of another citation or other special reason (as specified)

"O" document referring to an oral disclosure, use, exhibition or other means

"P" document published prior to the international filing date but later than the priority date claimed

"T" later document published after the international filing date or priority date and not in conflict with the application but cited to understand the principle or theory underlying the invention

"X" document of particular relevance; the claimed invention cannot be considered novel or cannot be considered to involve an inventive step when the document is taken alone

"Y" document of particular relevance; the claimed invention cannot be considered to involve an inventive step when the document is combined with one or more other such documents, such combination being obvious to a person skilled in the art

"&" document member of the same patent family

Date of the actual completion of the international search

17 April 2014

Date of mailing of the international search report

28/04/2014

Name and mailing address of the ISA/

European Patent Office, P.B. 5818 Patentlaan 2
NL - 2280 HV Rijswijk
Tel. (+31-70) 340-2040,
Fax: (+31-70) 340-3016

Authorized officer

Miniejew, Catherine

INTERNATIONAL SEARCH REPORT

Information on patent family members

International application No

PCT/EP2014/054827

Patent document cited in search report	Publication date	Patent family member(s)	Publication date
WO 2009074829	A1	18-06-2009	AR 069692 A1 10-02-2010
		AU 2008334444 A1 18-06-2009	
		CA 2706679 A1 18-06-2009	
		CN 101945851 A 12-01-2011	
		CO 6280399 A2 20-05-2011	
		CR 11492 A 15-07-2010	
		DO P2010000178 A 15-09-2010	
		EA 201000958 A1 30-12-2010	
		EC SP10010245 A 30-07-2010	
		EP 2231597 A1 29-09-2010	
		JP 2011506421 A 03-03-2011	
		KR 20100098683 A 08-09-2010	
		PE 11002009 A1 29-08-2009	
		TW 200932725 A 01-08-2009	
		US 2009306042 A1 10-12-2009	
		US 2011201581 A1 18-08-2011	
		UY 31524 A1 03-08-2009	
		WO 2009074829 A1 18-06-2009	

WO 2012119941	A1	13-09-2012	NONE

WO 2013041497	A1	28-03-2013	AU 2012311656 A1 13-02-2014
			US 2013172327 A1 04-07-2013
			WO 2013041497 A1 28-03-2013
