

(19) World Intellectual Property Organization  
International Bureau



(43) International Publication Date  
11 January 2007 (11.01.2007)

PCT

(10) International Publication Number  
**WO 2007/005965 A1**

(51) International Patent Classification:  
C07D 215/18 (2006.01)

(21) International Application Number:  
PCT/US2006/026192

(22) International Filing Date: 5 July 2006 (05.07.2006)

(25) Filing Language: English

(26) Publication Language: English

(30) Priority Data:  
60/697,000 5 July 2005 (05.07.2005) US

(71) Applicant (for all designated States except BB, US):  
**TEVA PHARMACEUTICAL INDUSTRIES LTD.**  
[IL/IL]; 5 Basel Street, P.O. Box 3190, 49131 Petah Tiqva  
(IL).

(71) Applicant (for BB only): **TEVA PHARMACEUTICAL  
USA, INC.** [US/US]; 1090 Horsham Road, P.O.Box 1090,  
North Wales, Pennsylvania 19454 (US).

(72) Inventors; and

(75) Inventors/Applicants (for US only): **STERIMBAUM,  
Greta** [IL/IL]; 10/10 Kaplinsky St., 75241 Rishon-Lezion  
(IL). **SHAPIRO, Evgeny** [IL/IL]; 18/1 Gut Levin St.,  
32922 Haifa (IL). **CHEN, Kobi** [IL/IL]; 21 Beit Hilel Str.,  
47291 Ramat HaSharon (IL).

(74) Agents: **BRAINARD, Charles, R.** et al.; Kenyon &  
Kenyon LLP, One Broadway, New York, NY 10004-1050  
(US).

(81) Designated States (unless otherwise indicated, for every  
kind of national protection available): AE, AG, AL, AM,  
AT, AU, AZ, BA, BB, BG, BR, BW, BY, BZ, CA, CH, CN,  
CO, CR, CU, CZ, DE, DK, DM, DZ, EC, EE, EG, ES, FI,  
GB, GD, GE, GH, GM, HN, HR, HU, ID, IL, IN, IS, JP,  
KE, KG, KM, KN, KP, KR, KZ, LA, LC, LK, LR, LS, LT,  
LU, LV, LY, MA, MD, MG, MK, MN, MW, MX, MZ, NA,  
NG, NI, NO, NZ, OM, PG, PH, PL, PT, RO, RS, RU, SC,  
SD, SE, SG, SK, SL, SM, SY, TJ, TM, TN, TR, TT, TZ,  
UA, UG, US, UZ, VC, VN, ZA, ZM, ZW.

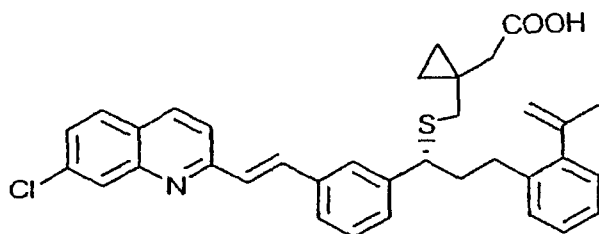
(84) Designated States (unless otherwise indicated, for every  
kind of regional protection available): ARIPO (BW, GH,  
GM, KE, LS, MW, MZ, NA, SD, SL, SZ, TZ, UG, ZM,  
ZW), Eurasian (AM, AZ, BY, KG, KZ, MD, RU, TJ, TM),  
European (AT, BE, BG, CH, CY, CZ, DE, DK, EE, ES, FI,  
FR, GB, GR, HU, IE, IS, IT, LT, LU, LV, MC, NL, PL, PT,  
RO, SE, SI, SK, TR), OAPI (BF, BJ, CF, CG, CI, CM, GA,  
GN, GQ, GW, ML, MR, NE, SN, TD, TG).

**Published:**

- with international search report
- before the expiration of the time limit for amending the  
claims and to be republished in the event of receipt of  
amendments

For two-letter codes and other abbreviations, refer to the "Guid-  
ance Notes on Codes and Abbreviations" appearing at the begin-  
ning of each regular issue of the PCT Gazette.

(54) Title: PURIFICATION OF MONTELUKAST



(I)

(57) Abstract: The present invention provides methods of purifying montelukast, a new isolated impurity of montelukast of formula I, method for its isolation, and method of using montelukast impurity as a reference marker and a reference standard.

WO 2007/005965 A1

## PURIFICATION OF MONTELUKAST

### CROSS-REFERENCE TO RELATED APPLICATIONS

The present application claims the benefit of the following United States  
5 Provisional Patent Application No.: 60/697,000 filed July 5, 2005. The contents of which  
are incorporated herein by reference.

### FIELD OF INVENTION

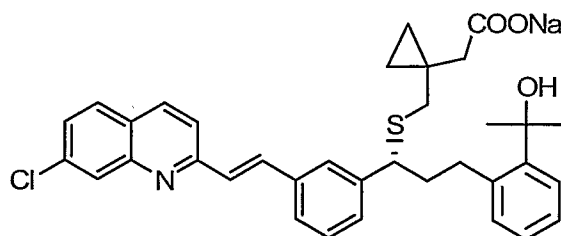
The present invention relates to methods for obtaining pure montelukast sodium  
10 and to a new isolated impurity of montelukast.

### BACKGROUND OF THE INVENTION

Montelukast is a selective, orally active leukotriene receptor antagonist that  
inhibits the cysteinyl leukotriene CysLT<sub>1</sub> receptor. Leukotrienes are associated with the  
inflammation and constriction of airway muscles and the accumulation of fluid in the  
15 lungs. Montelukast sodium is a useful therapeutic agent for treating respiratory diseases  
such as asthma and allergic rhinitis.

The chemical name for montelukast sodium is: [R-(E)]-1-[[[1-[3-[2-(7-chloro-2-  
quinolinyl)ethenyl]phenyl]-3-[2-(1-hydroxy-1-methylethyl)phenyl]propyl]thio]methyl]  
cyclopropaneacetic acid, monosodium salt. Montelukast sodium is a hygroscopic,  
20 optically active, white to off-white powder. Montelukast sodium is freely soluble in  
methanol, ethanol, and water and practically insoluble in acetonitrile.

Montelukast sodium salt is represented by the structure:



U.S. Patent No. 5,565,473 discloses a synthetic process for preparing montelukast  
25 sodium, wherein the compound is obtained as an oil that is then dissolved in water and  
freeze-dried.

The amorphous form of montelukast sodium is disclosed in U.S. Patent No.  
6,320,052 and WO 03/066598. The '052 patent discloses that the amorphous form is "not  
ideal for pharmaceutical formulation." Col. 1, lines 64-67. The '052 patent also discloses

that the available processes for crystallizing montelukast sodium are “not particularly suitable for large-scale production” because of the “tedious chromatographic purification” technique required and because the “product yields are low.” Col. 1, lines 61-64. The '052 patent discloses that in available processes, the free acids are “converted directly to the corresponding sodium salts.” Col. 1, lines 58-61. The '052 patent also discloses a  
5 crystalline form of montelukast sodium prepared from a solution of toluene and water and then acetonitrile (ACN) with seeding. See Example 8. Seeding is the use of a small amount of crystalline montelukast to induce crystallization in a larger sample.

U.S. Patent Nos. 5,614,632 and 6,320,052 disclose a process of preparing  
10 montelukast sodium salt via the dicyclohexylamine salt.

Like any synthetic compound, montelukast can contain extraneous compounds or impurities that can come from many sources. They can be unreacted starting materials, by-products of the reaction, products of side reactions, or degradation products. Impurities in montelukast or any active pharmaceutical ingredient (API) are undesirable and, in  
15 extreme cases, might even be harmful to a patient being treated with a dosage form containing the API.

It is also known in the art that impurities in an API may arise from degradation of the API itself, which is related to the stability of the pure API during storage, and the manufacturing process, including the chemical synthesis. Process impurities include  
20 unreacted starting materials, chemical derivatives of impurities contained in starting materials, synthetic by-products, and degradation products.

In addition to stability, which is a factor in the shelf life of the API, the purity of the API produced in the commercial manufacturing process is clearly a necessary condition for commercialization. Impurities introduced during commercial manufacturing  
25 processes must be limited to very small amounts, and are preferably substantially absent. For example, the ICH Q7A guidance for API manufacturers requires that process impurities be maintained below set limits by specifying the quality of raw materials, controlling process parameters, such as temperature, pressure, time, and stoichiometric ratios, and including purification steps, such as crystallization, distillation, and  
30 liquid-liquid extraction, in the manufacturing process.

The product mixture of a chemical reaction is rarely a single compound with sufficient purity to comply with pharmaceutical standards. Side products and by-products of the reaction and adjunct reagents used in the reaction will, in most cases, also be present in the product mixture. At certain stages during processing of an API, such as

(R)-montelukast, it must be analyzed for purity, typically, by HPLC or TLC analysis, to determine if it is suitable for continued processing and, ultimately, for use in a pharmaceutical product. The API need not be absolutely pure, as absolute purity is a theoretical ideal that is typically unattainable. Rather, purity standards are set with the intention of ensuring that an API is as free of impurities as possible, and, thus, are as safe as possible for clinical use. As discussed above, in the United States, the Food and Drug Administration guidelines recommend that the amounts of some impurities be limited to less than 0.1 percent.

Generally, side products, by-products, such as MLK-D, and adjunct reagents (collectively “impurities”) are identified spectroscopically and/or with another physical method, and then associated with a peak position, such as that in a chromatogram, or a spot on a TLC plate. (Strobel p. 953, Strobel, H.A.; Heineman, W.R., *Chemical Instrumentation: A Systematic Approach*, 3rd ed. (Wiley & Sons: New York 1989)). Thereafter, the impurity can be identified, e.g., by its relative position on the TLC plate and, wherein the position on the plate is measured in cm from the base line of the plate or by its relative position in the chromatogram of the HPLC, where the position in a chromatogram is conventionally measured in minutes between injection of the sample on the column and elution of the particular component through the detector. The relative position in the chromatogram is known as the “retention time.”

The retention time can vary about a mean value based upon the condition of the instrumentation, as well as many other factors. To mitigate the effects such variations have upon accurate identification of an impurity, practitioners use the “relative retention time” (“RRT”) to identify impurities. (Strobel p. 922). The RRT of an impurity is its retention time divided by the retention time of a reference marker. It may be advantageous to select a compound other than the API that is added to, or present in, the mixture in an amount sufficiently large to be detectable and sufficiently low as not to saturate the column, and to use that compound as the reference marker for determination of the RRT.

Those skilled in the art of drug manufacturing research and development understand that a compound in a relatively pure state can be used as a “reference standard.” A reference standard is similar to a reference marker, which is used for qualitative analysis only, but is used to quantify the amount of the compound of the reference standard in an unknown mixture, as well. A reference standard is an “external standard,” when a solution of a known concentration of the reference standard and an

unknown mixture are analyzed using the same technique. (Strobel p. 924, Snyder p. 549, Snyder, L.R.; Kirkland, J.J. Introduction to Modern Liquid Chromatography, 2nd ed. (John Wiley & Sons: New York 1979)). The amount of the compound in the mixture can be determined by comparing the magnitude of the detector response. See also U.S. Patent  
5 No. 6,333,198, incorporated herein by reference.

The reference standard can also be used to quantify the amount of another compound in the mixture if a “response factor,” which compensates for differences in the sensitivity of the detector to the two compounds, has been predetermined. (Strobel p. 894). For this purpose, the reference standard is added directly to the mixture, and is known as  
10 an “internal standard.” (Strobel p. 925, Snyder p. 552).

The reference standard can serve as an internal standard when, without the deliberate addition of the reference standard, an unknown mixture contains a detectable amount of the reference standard compound using the technique known as “standard addition.”

15 In the “standard addition technique”, at least two samples are prepared by adding known and differing amounts of the internal standard. (Strobel pp. 391-393, Snyder pp. 571, 572). The proportion of the detector response due to the reference standard present in the mixture without the addition can be determined by plotting the detector response against the amount of the reference standard added to each of the samples, and  
20 extrapolating the plot to zero concentration of the reference standard. (See, e.g., Strobel, Fig. 11.4 p. 392). The response of a detector in HPLC (e.g. UV detectors or refractive index detectors) can be and typically is different for each compound eluting from the HPLC column. Response factors, as known, account for this difference in the response signal of the detector to different compounds eluting from the column.

25 As is known by those skilled in the art, the management of process impurities is greatly enhanced by understanding their chemical structures and synthetic pathways, and by identifying the parameters that influence the amount of impurities in the final product.

The detection or quantification of the reference standard serves to establish the level of purity of the API or intermediates thereof. Use of a compound as a standard  
30 requires recourse to a sample of substantially pure compound.

Because the prior art processes do not efficiently remove certain impurities, there is a need for improved methods of purifying montelukast. In particular, the present inventors have isolated the dehydro-montelukast impurity and provided improved purification methods that reduce the level of this and other impurities in montelukast.

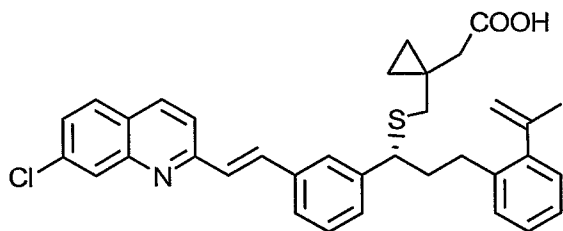
### SUMMARY OF THE INVENTION

In one embodiment, the present invention provides montelukast sodium containing less than 0.14% MLK-SO by weight. Preferably, the montelukast sodium contains less than about 0.10% MLK-SO by weight.

In another embodiment, the present invention provides montelukast containing less than 0.10% MLK-D by weight. Preferably, the montelukast sodium contains less than about 0.08% MLK-D by weight.

In yet another embodiment, the present invention provides a process for preparing pure montelukast sodium salt comprising: providing a montelukast free acid; converting the montelukast free acid to the di-n-propylamine montelukast salt; and converting the di-n-propylamine montelukast salt to montelukast sodium salt. Preferably, the pure montelukast sodium salt contain less than 0.14% MLK-SO by weight. More preferably, the pure montelukast sodium salt contains less than about 0.10% MLK-SO by weight. Preferably, the pure montelukast sodium salt contains less than 0.10% MLK-D by weight. More preferably, the pure montelukast sodium salt contains less than about 0.08% MLK-D by weight.

In one embodiment, the present invention provides a newly isolated impurity, [R-(E)]-1-[[[1-[3-[2-(7-chloro-2-quinolinyl)ethenyl]phenyl]-3-[2-(1-propenyl)phenyl]propyl]thio]methyl] cyclopropaneacetic acid (MLK-D) of the following structure:



In another embodiment, the present invention provides montelukast sodium containing less than 0.14%, preferably, less than about 0.10%, and more preferably, less than about 0.06% of MLK-SO by weight.

In yet another embodiment, the present invention provides montelukast containing less than about 0.10%, preferably, less than about 0.08% of MLK-D by weight.

In one embodiment, the present invention provides a process of determining the presence of a compound in a sample comprising carrying out HPLC or TLC with MLK-D as a reference marker.

In another embodiment, the present invention provides a process of determining the presence of MLK-D in a sample comprising carrying out HPLC or TLC with the MLK-D as a reference marker. Specifically, this process comprises:

- (a) determining by HPLC or TLC the retention time corresponding to MLK-D in a reference marker comprising the MLK-D;
- (b) determining by HPLC or TLC the retention time corresponding to MLK-D in a sample comprising montelukast sodium and MLK-D; and
- (c) determining the presence of MLK-D in the sample by comparing the retention time of step (a) to the retention time of step (b).

In yet another embodiment, the present invention provides present invention provides a process of determining the amount of a compound in a sample comprising carrying out HPLC or TLC with MLK-D as a reference standard.

In one embodiment, the present invention provides a method of quantifying the amount of MLK-D in a sample comprising performing a HPLC or TLC, wherein MLK-D is used as a reference standard. Specifically, this process comprises the steps of:

- (a) measuring by HPLC or TLC, the area under a peak corresponding to MLK-D in a reference standard comprising a known amount of MLK-D;
- (b) measuring by HPLC or TLC, the area under a peak corresponding to MLK-D in a sample comprising MLK-D and montelukast sodium; and
- (c) determining the amount of MLK-D, in the sample by comparing the area of step (a) to the area of step (b).

In another embodiment, the present invention provides present invention also provides a process for preparing montelukast from montelukast sodium having less than about 0.10% area by HPLC of MLK-D is present which comprises the steps of:

- (a) obtaining one or more samples of one or more batches of montelukast sodium;
- (b) measuring the level of MLK-D in each of the samples;
- (c) selecting a batch from step a) having a level of MLK-D of about less than 0.10 area % by HPLC, based on the measurement of the samples from the batches; and
- (d) using the selected batch to prepare montelukast sodium.

In yet another embodiment, the present invention provides a method for isolating MLK-D. The method comprises: providing a solution containing MLK-D, montelukast free acid, and a solvent; precipitating montelukast free acid from the solution; and isolating MLK-D. Suitable solvents include, but are not limited to, at least one of an alcohol, preferably methanol, a halogenated hydrocarbon, a C<sub>5</sub>-C<sub>8</sub> aromatic hydrocarbon, or an ester. Preferably, the method further includes a step of concentrating the solution containing MLK-D. Concentrating the solution can be performed, for example, by evaporating the solvent. Preferably, isolating MLK-D is performed by a chromatographic technique known in the art.

10 In one embodiment, the present invention provides pharmaceutical formulations comprising the stable MLK-Na of the present invention, and a pharmaceutically acceptable excipient.

In another embodiment, the present invention provides a process for preparing a pharmaceutical formulation comprising combining stable MLK-Na of the present invention with at least one pharmaceutically acceptable excipient.

In yet another embodiment, the present invention provides the use of stable MLK-Na of the present invention for the manufacture of a pharmaceutical composition.

#### BRIEF DESCRIPTION OF THE FIGURES

20 Figure 1 illustrates an HPLC chromatogram of montelukast sodium.

Figures 2 and 3 depict NMR spectra for dehydro-montelukast in dimethylsulfoxide.

Figure 4 depicts a fast atom bombardment ionization (FAB) mass spectrum of dehydro-montelukast.

25 Figure 5 illustrates an NMR spectrum of dehydro-montelukast.

#### DETAILED DESCRIPTION OF THE INVENTION

The process of preparing montelukast sodium salt via the dicyclohexylamine salt as described in U.S. Patent Nos. 5,614,632 and 6,320,052 is not efficient in removing particular impurities, including montelukast S-monoxide and dehydro-montelukast (D-MLK). In fact, the dehydro-montelukast impurity had not yet been identified.

The present invention relates to methods of purifying montelukast comprising converting montelukast free acid to montelukast di-n-propylamine salt and converting the



montelukast di-n-propylamine salt to montelukast sodium salt. The conversion to the di-n-propylamine salt is useful to reduce the level of impurity MLK-D and the impurity, which is described in detail further below.

5 As used herein the term "MLK-D" refers to [R-(E)]-1-[[[1-[3-[2-(7-chloro-2-quinolinyl)ethenyl]phenyl]-3-[2-(1-propenyl)phenyl]propyl]thio]methyl] cyclopropaneacetic acid.

As used herein the term "MLK-SO" refers to [R-(E)]-1-[[[3-[2-(7-chloro-2-quinolinyl)ethenyl]phenyl]-3-[2-(1-hydroxy-1-methylethyl)phenyl]propyl]thio]methyl] cyclopropaneacetic acid S-monoxide.

10 As used herein the term "MLK-Na" refers to [R-(E)]-1-[[[3-[2-(7-chloro-2-quinolinyl) ethenyl] phenyl]-3-[2-(1-hydroxy-1-methylethyl)phenyl]propyl] thio]methyl] cyclopropaneacetic sodium salt.

As used herein, the term "relative retention times" (RRT) refers to a ratio of the amount of time a compound elutes from a column relative to MLK-Na.

15 The present invention provides montelukast sodium containing less than 0.14% MLK-SO by weight. Preferably, the montelukast sodium contains less than about 0.10% MLK-SO by weight.

The present invention provides montelukast containing less than 0.10% MLK-D by weight. Preferably, the montelukast sodium contains less than about 0.08% MLK-D by weight.

20 The present invention provides a process for preparing pure montelukast sodium salt comprising: providing a montelukast free acid; converting the montelukast free acid to the di-n-propylamine montelukast salt; and converting the di-n-propylamine montelukast salt to montelukast sodium salt. Preferably, the pure montelukast sodium salt contain less than 0.14% MLK-SO by weight. More preferably, the pure montelukast sodium salt contains less than about 0.10% MLK-SO by weight. Preferably, the pure montelukast sodium salt contains less than 0.10% MLK-D by weight. More preferably, the pure montelukast sodium salt contains less than about 0.08% MLK-D by weight.

30 Optionally, the process may further comprise converting the montelukast free acid to an isopropylamine montelukast salt; and converting the isopropylamine montelukast salt to di-n-propylamine montelukast salt. This optional step of obtaining montelukast isopropylamine salt is useful to remove the S-enantiomer of montelukast. The process for preparing montelukast isopropylamine salt may comprise combining isopropylamine with

montelukast free acid. Preferably, the isopropylamine is combined with the solution of montelukast free acid in an organic solvent. Preferably, the organic solvent is 2-butanone. Optionally, the montelukast isopropylamine salt is obtained by crystallizing it from a C<sub>5</sub>-C<sub>8</sub> aromatic solvent or a ketone, more preferably, from 2-butanone. The resulting  
5 montelukast isopropylamine salt can be isolated by any means known in the art including, but not limited to, filtering, centrifuging, or decanting.

Preferably, the obtained montelukast isopropylamine salt is dissolved in at least one organic solvent selected from the group consisting of: ether, aromatic solvent, and a saturated hydrocarbon. Preferably, the ether is THF. Preferably, the aromatic solvent is a  
10 C<sub>5</sub>-C<sub>8</sub> aromatic solvent. Preferably, the saturated hydrocarbon is a C<sub>5</sub>-C<sub>8</sub> saturated hydrocarbon. More preferably, the aromatic solvent is toluene. The most preferred solvent is a mixture of toluene and THF.

The montelukast isopropylamine salt may be converted back to the free acid by acidifying the solution. Preferably, the solution is acidified by adding acetic acid.

Preferably, the montelukast free acid or the montelukast isopropylamine salt is  
15 converted to montelukast di-n-propylamine salt by dissolving the montelukast free acid or the montelukast isopropylamine salt in at least one of an ether, an aromatic solvent, or a saturated hydrocarbon and adding di-n-propylamine. Preferably, the solvent is toluene or THF. Preferably, the molar ratio of montelukast free acid to montelukast di-n-  
20 propylamine is about 1:2. The resulting montelukast di-n-propylamine salt can be isolated by any means known in the art including, but not limited to, filtering, centrifuging, or decanting. Preferably, the montelukast di-n-propylamine salt is crystallized from at least one of a C<sub>5</sub>-C<sub>8</sub> aromatic solvent, preferably toluene; or a saturated C<sub>5</sub>-C<sub>8</sub> hydrocarbon.

The method can also proceed without the isolation of the isopropylamine salt.

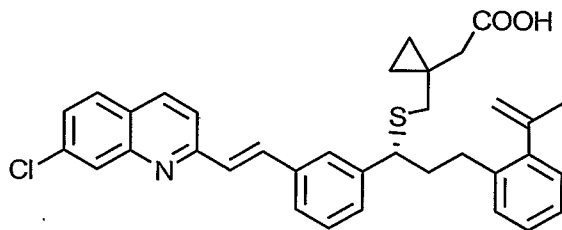
Preferably, the process for preparing montelukast sodium salt from di-n-  
25 propylamine montelukast salt comprises: dissolving the montelukast di-n-propylamine salt in at least one of a C<sub>5</sub>-C<sub>8</sub> aromatic solvent or a saturated C<sub>5</sub>-C<sub>8</sub> hydrocarbon; acidifying the solution with an acid to form montelukast free acid; and adding at least one source of sodium ion to form montelukast sodium salt. Preferably, the aromatic solvent is toluene.

Preferably, the acid is acetic acid.  
30

The montelukast free acid can be prepared by any method known in the art. See, for example, U.S. Application Nos. 11/048,276, filed January 31, 2005, and 11/112,790, filed on April 21, 2005, both of which are incorporated herein by reference. The montelukast free acid can be an isolated solid form or prepared *in situ*. Preferably, the

montelukast free acid is prepared *in situ*. For example, montelukast free acid can be prepared by reacting 1-(mercaptomethyl)cyclopropaneacetic acid methyl ester (CYTAM) with 2-(2-(3(S)-(3-(7-chloro-2-quinolinyl)-ethenyl)phenyl)-3-methanesulfonyl oxypropyl)phenyl-2-propanol (mesylate). For the subsequent conversion step, the starting materials for the *in situ* preparation of the montelukast free acid can be dissolved in an organic solvent. In either case, the organic solvent is at least one of an ether, an aromatic solvent, or a saturated hydrocarbon. Preferably, the ether is tetrahydrofuran (THF); the aromatic solvent a C<sub>5</sub>-C<sub>8</sub> aromatic solvent, and the saturated hydrocarbon is a C<sub>5</sub>-C<sub>8</sub> hydrocarbon. Most preferably, the aromatic solvent is toluene.

The present invention provides a newly isolated impurity, [R-(E)]-1-[[[1-[3-[2-(7-chloro-2-quinolinyl)ethenyl]phenyl]-3-[2-(1-propenyl)phenyl]propyl]thio]methyl] cyclopropaneacetic acid (MLK-D) of the following structure:



having the formula C<sub>35</sub>H<sub>34</sub>ClNO<sub>2</sub>S and a molecular weight of 567.90. The impurity MLK-D can be characterized by an RRT at about 1.65 in relation to MLK-Na.

The present invention provides montelukast sodium containing less than 0.14%, preferably, less than about 0.10%, and more preferably, less than about 0.06% of MLK-SO by weight.

The present invention further provides montelukast containing less than about 0.10%, preferably, less than about 0.08% of MLK-D by weight.

Analysis of the tablet shows a level of impurities of about 0.17% of MLK-SO by weight, and about 0.10% of MLK-D by weight

The present invention further provides a process of determining the presence of a compound in a sample comprising carrying out HPLC or TLC with MLK-D as a reference marker.

The present invention also provides a process of determining the presence of MLK-D in a sample comprising carrying out HPLC or TLC with the MLK-D as a reference marker. Specifically, this process comprises:

(a) determining by HPLC or TLC the retention time corresponding to MLK-D in a reference marker comprising the MLK-D;

(b) determining by HPLC or TLC the retention time corresponding to MLK-D in a sample comprising montelukast sodium and MLK-D; and

(c) determining the presence of MLK-D in the sample by comparing the retention time of step (a) to the retention time of step (b).

5 The present invention provides a process of determining the amount of a compound in a sample comprising carrying out HPLC or TLC with MLK-D as a reference standard.

The present invention further provides a method of quantifying the amount of MLK-D in a sample comprising performing a HPLC or TLC, wherein MLK-D is used as a  
10 reference standard. Specifically, this process comprises the steps of:

(a) measuring by HPLC or TLC, the area under a peak corresponding to MLK-D in a reference standard comprising a known amount of MLK-D;

(b) measuring by HPLC or TLC, the area under a peak corresponding to MLK-D in a sample comprising MLK-D and montelukast sodium; and

15 (c) determining the amount of MLK-D, in the sample by comparing the area of step (a) to the area of step (b).

The present invention also provides a process for preparing montelukast from montelukast sodium having less than about 0.10% area by HPLC of MLK-D is present which comprises the steps of:

20 (a) obtaining one or more samples of one or more batches of montelukast sodium;

(b) measuring the level of MLK-D in each of the samples;

(c) selecting a batch from step a) having a level of MLK-D of about less than 0.10 area % by HPLC, based on the measurement of the samples from the batches; and

25 (d) using the selected batch to prepare montelukast sodium.

The present invention provides a method for isolating MLK-D. The method comprises: providing a solution containing MLK-D, montelukast free acid, and a solvent; precipitating montelukast free acid from the solution; and isolating MLK-D. Suitable solvents include, but are not limited to, at least one of an alcohol, preferably methanol, a  
30 halogenated hydrocarbon, a C<sub>5</sub>-C<sub>8</sub> aromatic hydrocarbon, or an ester. Preferably, the method further includes a step of concentrating the solution containing MLK-D. Concentrating the solution can be performed, for example, by evaporating the solvent. Preferably, isolating MLK-D is performed by a chromatographic technique known in the art.

The present invention also provides pharmaceutical formulations comprising the stable MLK-Na of the present invention, and a pharmaceutically acceptable excipient.

The present invention further provides a process for preparing a pharmaceutical formulation comprising combining stable MLK-Na of the present invention with at least one  
5 pharmaceutically acceptable excipient.

The present invention further provides the use of stable MLK-Na of the present invention for the manufacture of a pharmaceutical composition.

Methods of administration of a pharmaceutical composition of the present invention can be administered in various preparations depending on the age, sex, and symptoms of the  
10 patient. The pharmaceutical compositions can be administered, for example, as tablets, pills, powders, liquids, suspensions, emulsions, granules, capsules, suppositories, injection preparations (solutions and suspensions), and the like.

Pharmaceutical compositions of the present invention can optionally be mixed with other forms of MLK-Na and/or other active ingredients. In addition, pharmaceutical  
15 compositions of the present invention can contain inactive ingredients such as diluents, carriers, fillers, bulking agents, binders, disintegrants, disintegration inhibitors, absorption accelerators, wetting agents, lubricants, glidants, surface active agents, flavoring agents, and the like.

Diluents increase the bulk of a solid pharmaceutical composition, and may make a  
20 pharmaceutical dosage form containing the composition easier for the patient and care giver to handle. Diluents for solid compositions include, for example, microcrystalline cellulose (e.g., AVICEL<sup>®</sup>), microfine cellulose, lactose, starch, pregelatinized starch, calcium carbonate, calcium sulfate, sugar, dextrates, dextrin, dextrose, dibasic calcium phosphate dihydrate, tribasic calcium phosphate, kaolin, magnesium carbonate, magnesium oxide,  
25 maltodextrin, mannitol, polymethacrylates (e.g., EUDRAGIT<sup>®</sup>), potassium chloride, powdered cellulose, sodium chloride, sorbitol and talc.

Solid pharmaceutical compositions that are compacted into a dosage form, such as a tablet, may include excipients whose functions include helping to bind the active ingredient and other excipients together after compression. Binders for solid pharmaceutical  
30 compositions include acacia, alginic acid, carbomer (e.g., carbopol), carboxymethylcellulose sodium, dextrin, ethyl cellulose, gelatin, guar gum, hydrogenated vegetable oil, hydroxyethyl cellulose, hydroxypropyl cellulose (e.g., KLUCEL<sup>®</sup>), hydroxypropyl methyl cellulose (e.g., METHOCEL<sup>®</sup>), liquid glucose, magnesium aluminum silicate, maltodextrin,

methylcellulose, polymethacrylates, povidone (e.g., KOLLIDON<sup>®</sup>, PLASDONE<sup>®</sup>), pregelatinized starch, sodium alginate and starch.

The dissolution rate of a compacted solid pharmaceutical composition in the patient's stomach may be increased by the addition of a disintegrant to the composition. Disintegrants include alginic acid, carboxymethylcellulose calcium, carboxymethylcellulose sodium (e.g., AC-DI-SOL<sup>®</sup>, PRIMELLOSE<sup>®</sup>), colloidal silicon dioxide, croscarmellose sodium, crospovidone (e.g., KOLLIDON<sup>®</sup>, POLYPLASDONE<sup>®</sup>), guar gum, magnesium aluminum silicate, methyl cellulose, microcrystalline cellulose, polacrillin potassium, powdered cellulose, pregelatinized starch, sodium alginate, sodium starch glycolate (e.g., EXPLOTAB<sup>®</sup>) and starch.

Glidants can be added to improve the flowability of a non-compacted solid composition and to improve the accuracy of dosing. Excipients that may function as glidants include colloidal silicon dioxide, magnesium trisilicate, powdered cellulose, starch, talc, and tribasic calcium phosphate.

When a dosage form such as a tablet is made by the compaction of a powdered composition, the composition is subjected to pressure from a punch and dye. Some excipients and active ingredients have a tendency to adhere to the surfaces of the punch and dye, which can cause the product to have pitting and other surface irregularities. A lubricant can be added to the composition to reduce adhesion and ease the release of the product from the dye. Lubricants include magnesium stearate, calcium stearate, glyceryl monostearate, glyceryl palmitostearate, hydrogenated castor oil, hydrogenated vegetable oil, mineral oil, polyethylene glycol, sodium benzoate, sodium lauryl sulfate, sodium stearyl fumarate, stearic acid, talc and zinc stearate.

Flavoring agents and flavor enhancers make the dosage form more palatable to the patient. Common flavoring agents and flavor enhancers for pharmaceutical products that may be included in the composition of the present invention include maltol, vanillin, ethyl vanillin, menthol, citric acid, fumaric acid, ethyl maltol, and tartaric acid.

Solid and liquid compositions may also be dyed using any pharmaceutically acceptable colorant to improve their appearance and/or facilitate patient identification of the product and unit dosage level.

In liquid pharmaceutical compositions of the present invention, stable MLK-Na and any other solid excipients are dissolved or suspended in a liquid carrier such as water, vegetable oil, alcohol, polyethylene glycol, propylene glycol or glycerin.

Liquid pharmaceutical compositions may contain emulsifying agents to disperse uniformly throughout the composition an active ingredient or other excipient that is not soluble in the liquid carrier. Emulsifying agents that may be useful in liquid compositions of the present invention include, for example, gelatin, egg yolk, casein, cholesterol, acacia, tragacanth, chondrus, pectin, methyl cellulose, carbomer, cetostearyl alcohol, and cetyl alcohol.

Liquid pharmaceutical compositions of the present invention may also contain a viscosity enhancing agent to improve the mouth-feel of the product and/or coat the lining of the gastrointestinal tract. Such agents include acacia, alginic acid bentonite, carbomer, carboxymethylcellulose calcium or sodium, cetostearyl alcohol, methyl cellulose, ethylcellulose, gelatin guar gum, hydroxyethyl cellulose, hydroxypropyl cellulose, hydroxypropyl methyl cellulose, maltodextrin, polyvinyl alcohol, povidone, propylene carbonate, propylene glycol alginate, sodium alginate, sodium starch glycolate, starch tragacanth and xanthan gum.

Sweetening agents such as sorbitol, saccharin, sodium saccharin, sucrose, aspartame, fructose, mannitol, and invert sugar may be added to improve the taste.

Preservatives and chelating agents such as alcohol, sodium benzoate, butylated hydroxy toluene, butylated hydroxyanisole, and ethylenediamine tetraacetic acid may be added at levels safe for ingestion to improve storage stability.

According to the present invention, a liquid composition may also contain a buffer such as gluconic acid, lactic acid, citric acid or acetic acid, sodium gluconate, sodium lactate, sodium citrate or sodium acetate. Selection of excipients and the amounts used may be readily determined by the formulation scientist based upon experience and consideration of standard procedures and reference works in the field.

When preparing injectable (parenteral) pharmaceutical compositions, solutions and suspensions are sterilized and are preferably made isotonic to blood. Injection preparations may use carriers commonly known in the art. For example, carriers for injectable preparations include, but are not limited to, water, ethyl alcohol, propylene glycol, ethoxylated isostearyl alcohol, polyoxylated isostearyl alcohol, and fatty acid esters of polyoxyethylene sorbitan. One of ordinary skill in the art can easily determine with little or no experimentation the amount of sodium chloride, glucose, or glycerin necessary to make the injectable preparation isotonic. Additional ingredients, such as dissolving agents, buffer agents, and analgesic agents may be added.

The solid compositions of the present invention include powders, granulates, aggregates and compacted compositions. The dosages include dosages suitable for oral, buccal, rectal, parenteral (including subcutaneous, intramuscular, and intravenous), inhalant and ophthalmic administration. Although the most suitable administration in any given case will depend on the nature and severity of the condition being treated, the most preferred route of the present invention is oral. The dosages may be conveniently presented in unit dosage form and prepared by any of the methods well-known in the pharmaceutical arts.

Dosage forms include solid dosage forms like tablets, powders, capsules, suppositories, sachets, troches and lozenges, as well as liquid syrups, suspensions and elixirs.

The dosage form of the present invention may be a capsule containing the composition, preferably a powdered or granulated solid composition of the invention, within either a hard or soft shell. The shell may be made from gelatin and optionally contain a plasticizer such as glycerin and sorbitol, and an opacifying agent or colorant.

The active ingredient and excipients may be formulated into compositions and dosage forms according to methods known in the art.

A composition for tableting or capsule filling may be prepared by wet granulation. In wet granulation, some or all of the active ingredients and excipients in powder form are blended and then further mixed in the presence of a liquid, typically water that causes the powders to clump into granules. The granulate is screened and/or milled, dried and then screened and/or milled to the desired particle size. The granulate may then be tableted, or other excipients may be added prior to tableting, such as a glidant and/or a lubricant.

A tableting composition may be prepared conventionally by dry blending. For example, the blended composition of the actives and excipients may be compacted into a slug or a sheet and then comminuted into compacted granules. The compacted granules may subsequently be compressed into a tablet.

As an alternative to dry granulation, a blended composition may be compressed directly into a compacted dosage form using direct compression techniques. Direct compression produces a more uniform tablet without granules. Excipients that are particularly well suited for direct compression tableting include microcrystalline cellulose, spray dried lactose, dicalcium phosphate dihydrate, and colloidal silica. The proper use of these and other excipients in direct compression tableting is known to those in the art with experience and skill in particular formulation challenges of direct compression tableting.



A capsule filling of the present invention may comprise any of the aforementioned blends and granulates that were described with reference to tableting, however, they are not subjected to a final tableting step.

The solid compositions of the present invention include powders, granulates, aggregates and compacted compositions. The dosages include dosages suitable for oral, buccal, rectal, parenteral (including subcutaneous, intramuscular, and intravenous), inhalant and ophthalmic administration. Although the most suitable route in any given case will depend on the nature and severity of the condition being treated, the most preferred route of the present invention is oral. The dosages can be conveniently presented in unit dosage form and prepared by any of the methods well-known in the pharmaceutical arts.

Having described the invention with reference to certain preferred embodiments, other embodiments will become apparent to one skilled in the art from consideration of the specification. The invention is further defined by reference to the following examples describing in detail the preparation of the compound of the present invention. It will be apparent to those skilled in the art that many modifications, both to materials and methods, may be practiced without departing from the scope of the invention.

### Instruments

#### 20 Impurity Profile Determination of Montelukast Sodium by HPLC

HPLC was performed using the following specifications:

Column and packing: LUNA C18(2) 100A 250x4.6 mm, 5  $\mu$ m, P.N. 00-G-4252-E0

Buffer: Solution I: 3 ml TFA diluted to 100 ml with water

25 Solution II: 3 ml TFA diluted to 100 ml with acetonitrile

Eluent A: 1 ml of solution I to 2 L water

Eluent B: 1 ml of solution II to 2 L acetonitrile

Gradient of Eluent:

Time (min)	Eluent A (%)	Eluent B (%)
0	38	62
10	35	65
20	35	65
35	5	95

40	5	95
----	---	----

Stop time: 40 min  
 Equilibration time: 10 min  
 Flow: 1.5 ml/min  
 5 Detector: 225 min  
 Injection volume: 20  $\mu$ l  
 Diluent: 80% acetonitrile: 20% water  
 Column temperature: 25°C  
 Autosampler temperature: 5°C

10

### EXAMPLES

Example 1: The preparation of [R-(E)-1-[[[3-[2-(7-chloro-2-quinolinyl) ethenyl] phenyl]-3-[2-(1-hydroxy-1-methylethyl)phenyl]propyl] thio]methyl] cyclopropaneacetic acid

A cold solution of the mesylate (2-(2-(3(S)-(3-(7-chloro-2-quinolinyl)-  
 15 ethenyl)phenyl)-3-methanesulfonyl oxypropyl)phenyl-2-propanol) (about -5°C, 38 ml)  
 was prepared from 10.1 g of the diol (MKT) ((S)-1-[[[1-[3-[2(E)-(7-chloro-2-quinolinyl)  
 ethenyl]phenyl]]-3-[2-(1-hydroxy-1-methylethyl) phenyl]-1-propanol)). The mesylate  
 solution was added to a cold solution of CYTAM (1-(mercaptomethyl)cyclopropaneacetic  
 acid methyl ester) (5.05 g) in N,N-dimethylacetamide (-7°C, 20 ml). 47% NaOH (4.55 g)  
 20 was added dropwise for 9 min, under intensive stirring. The reaction was exothermic; the  
 temperature rose to -1°C. The clear, viscous reaction mixture was stirred for 1 h at -6°C,  
 1.5 h at 18°C, and heated to 38°C in one hour. 47% NaOH (5.12 g) was added all at once  
 and stirred overnight at 38°C. The reaction mixture (liquid with solid) was quenched with  
 5% NaCl (50 ml) under stirring at 38°C. The aqueous lower phase was separated and  
 25 discarded. The organic phase was diluted with THF (30 ml) and washed with 5% NaCl  
 (50 ml). The aqueous phase was separated and discarded. The organic phase was diluted  
 with THF (10 ml) and treated with 7.5% tartaric acid (50 ml) to adjust the pH to 3-5. The  
 aqueous phase was separated and discarded. The organic solution was directly used in the  
 next step.

30

Example 2: Enantiomeric purification by the preparation of [R-(E)]-1-[[[3-[2-(7-chloro-2-quinolinyl) ethenyl] phenyl]-3-[2-(1-hydroxy-1-methylethyl)phenyl]propyl] thio]methyl] cyclopropaneacetic acid isopropylamine salt

Isopropylamine (1.95 g) was added to the reaction mixture from the previous  
5 example. The clear reaction solution was stirred for 0.5 h at room temperature, and  
volatiles were removed by evaporation in a 55°C bath under reduced pressure (20 mbar).  
The oily residue was dissolved in methylethylketone (40 ml) at 50°C, and the residual  
THF was stripped off with methylethylketone. The operation was repeated.

The residue, a heavy oil, was dissolved in hot methylethylketone (120 ml) at 71°C.  
10 The clear solution was gradually cooled for 0.5 h to 37°C to induce crystallization. The  
suspension was held for 0.5 h at this temperature and gradually cooled to 0°C in 1 h. The  
mixture was held for 1.3 h at 0°C and filtered. The cake was washed with cold  
methylethylketone (0°C, 50 ml) to afford 21.22 g wet product, which was dried overnight  
at room temperature and for 3 h at 50°C under reduced pressure (20 mbar) to afford 9.5 g  
15 of the dried crude product as an off-white solid (purity 98.4%).

The isolated yield was 68% relative to MKT. The level of S-enantiomer was  
reduced from 0.28% to an undetectable level. The level of MLK-SO was reduced from  
0.16% to 0.09%.

20 Example 3: 3-[2-(1-hydroxy-1-methylethyl)phenyl]propyl]thio]methyl] cyclopropyl acetic  
acid Isopropylammonium salt (MLK-IPAM)

S-MKT (4 kg) is reacted with methanesulfonyl chloride (1.4 kg) in the presence of  
DIPEA (2.2 Kg) in THF as solvent (20 liter) to yield the mesylate compound. During the  
reaction, the diisopropylethylamine hydrochloride (DIPEA•HCl) salt is formed. The salt  
25 is removed by filtration. The mother liquor, the THF solution of MKT-Mesylate, is then  
reacted with CYTAM (2.4 kg) in the presence of sodium hydroxide (2 kg) in a mixture of  
THF and DMA (4 L) to yield a solution of R-MLK-Me.

After the isolation step, the reaction mixture is heated gradually to 40°C and  
treated with an additional amount of sodium hydroxide (2 kg). The solution is mixed for  
30 about 4 hrs to induce the hydrolysis of R-MLK-Me and yield the R-MLK-Na. The DMA  
and the other side products are removed by twice washing the reaction mixture with a  
dilute NaCl solution (each washing is with 20 liters of 5% NaCl solution) to afford the  
THF solution of crude MLK-Na.

The reaction mixture is acidified with a dilute aqueous solution of tartaric acid (7.5%) until a pH of 3-4 is reached to yield MLK-H. The aqueous phase is separated to afford a THF solution of the crude MLK-H. The aqueous solution containing tartaric acid salts is discarded.

5 The THF solvent is removed by distillation at 50°C under vacuum until dry. The residue (a sticky foam) is dissolved in methyl-ethyl-ketone (MEK) and cooled to < 30°C. 0.78 kg of i-Propylamine (IPAM) is added and after cooling a salt, MLK-IPAM, precipitates from solution. The solid is filtered off, washed with MEK, and used in the next stage. Optionally depending on the purity the solid is recrystallized from MEK and  
10 optionally dried.

Example 4: The purification of [R-(E)]-1-[[[3-[2-(7-chloro-2-quinolinyl) ethenyl] phenyl]-3-[2-(1-hydroxy-1-methylethyl)phenyl]propyl] thio]methyl] cyclopropaneacetic acid via the crystallization of di-n-propylamine salt

15 The crude [R-(E)]-1-[[[3-[2-(7-chloro-2-quinolinyl) ethenyl] phenyl]-3-[2-(1-hydroxy-1-methylethyl)phenyl]propyl] thio]methyl] cyclopropaneacetic acid isopropylamine salt (8.51 g) was dissolved in a mixture of toluene (40 ml) and THF (10 ml) and treated by glacial acetic acid (1.42 g) to adjust the pH to 5-6. The reaction mixture was stirred for 40 minutes and washed with water (20 ml). The aqueous phase was  
20 separated and discarded. Di-n-propylamine (2.74 g) was added to the organic phase, and the clear reaction solution was stirred for 0.5 h at room temperature. Volatiles were removed by evaporation at 55°C under reduced pressure (20 mbar). The residue, a heavy oil, was dissolved in toluene (40 ml), and residual THF was stripped off with toluene.

The residue was dissolved in toluene (35 ml) at 40°C. The clear solution was  
25 gradually cooled to 25°C to induce crystallization. The mixture was held for 0.5 h at this temperature and slowly cooled to 0°C. The suspension was stirred overnight and was filtered. The cake was washed with cold (0°) toluene to afford 7.3 g of the wet product. The wet product was dried for 3.5 h at 50°C under reduced pressure (20 mbar) to afford 7.2 g of the dried crystalline product as an off-white solid (purity 99.7%).

30 The isolated yield was 53% relative to MKT.

Example 5: The purification of [R-(E)]-1-[[[3-[2-(7-chloro-2-quinolinyl) ethenyl] phenyl]-3-[2-(1-hydroxy-1-methylethyl)phenyl]propyl] thio]methyl] cyclopropaneacetic acid via the crystallization of di-n-propylamine salt

The montelukast acid of Example 1 can also be directly transformed to the di-n-propylamine salt. The organic solution obtained by Example 1 is evaporated to dryness, and the residue is dissolved in toluene as in Example 4. The remaining steps of Example 3 are performed to yield the di-n-propylamine salt.

5 The amount of MLK-D was reduced from 0.95% to a level of 0.03-0.08% by weight. The amount of MLK-SO was reduced to a level of 0.04-0.06% by weight.

Example 6: Preparation of crystalline 1-[[[1(R)-[3[2-(7-chloro 2-quinolinyl)-ethenyl]phenyl]] 3-[2-(1-hydroxy-1-methylethyl)phenyl]propyl]thio] methyl] cyclopropyl acetic acid di-n-propylamine salt (MLK-DPA)

10 500 g of MLK-IPAM is dissolved in 2 L of THF at room temperature and 1 L of a tartaric acid solution in water 7.5% is added reaching a pH of 3-5. The phases are separated and the water phase is discarded. THF is removed by distillation under vacuum at < 60°C until dry. The residue (sticky foam) is dissolved by the addition of toluene and  
15 cooled. 118g of di-n-propylamine (DPA) is added inducing after further cooling with eventual seeding the precipitation of the crude salt, MLK-DPA. The solid is filtered washed twice with toluene and without drying recrystallized from toluene. The crystallized MLK-DPA is dried in a vacuum oven at 45-55°C .

20 Example 7: The preparation of [R-(E)]-1-[[[3-[2-(7-chloro-2-quinolinyl) ethenyl] phenyl]-3-[2-(1-hydroxy-1-methylethyl)phenyl]propyl] thio[methyl] cyclopropaneacetic sodium salt

A 500 ml flask equipped with mechanic stirrer was charged with toluene (225 ml) and montelukast di-n-propylamine salt (45 g). The suspension was stirred at ambient  
25 temperature for 30 minutes. Sodium tert-butoxide (6.5 g) was added to the suspension, and the reaction mixture was stirred at 30-40°C for 30 minutes. Active carbon (2 g) was added, and the solution was filtered over active carbon.

The mixture was added portionwise to a flask containing heptane (630 ml) to form a precipitate, and the mixture was further stirred at ambient temperature for 1 hour.

30 The montelukast sodium salt crystals were collected by filtration, washed with heptane, and dried at 45°C under reduced pressure. Montelukast sodium (32 g) was obtained as an amorphous material containing greater than 1% water. The amount of MLK-D was reduced to an undetectable level.

Example 8: Isolation of MLK-D

MLK-D was isolated by flash chromatography from the residue of Examples 3-5. The mobile phase is CHCl<sub>3</sub>:ether (8:2). Mother liquor (ML) from the reactions of Examples 3-5 was concentrated by evaporating the solvent under reduced pressure at 45°C. The oily residue was dissolved with a small amount of MeOH and stirred overnight at room temperature. The MLK-H precipitate was filtrated, and the ML was again concentrated by evaporating the solvent under reduced pressure at 45°C. The residue was dissolved in minimum amount of CHCl<sub>3</sub>:ether (8:2), then charged on the silica gel. Multiple fractions were collected to obtain the MLK-D sample:

10

Example 9: The use of MLK-D as a reference standard and a reference marker

A mixture containing 0.025 mg/ml montelukast sodium (MLK-Na) standard and 0.025 mg/ml MLK-D marker in diluent was prepared using only amber flasks and vials. The retention time of montelukast sodium was about 20 minutes; the retention time of MLK-D was about 33 minutes.

15

A standard solution was prepared by dissolving and diluting 10 mg of montelukast sodium standard in a 10 ml volumetric amber flask. This solution was diluted 1/100 and then 1/10 with diluent. A sample solution was prepared by dissolving and diluting 10 mg of montelukast sodium sample in a 10 ml volumetric amber flask.

20

The standard solution was injected with a stop time of 25 minutes, and the sample solution continuing the chromatogram to the end of the gradient. The area of each impurity was calculated by the formula:

$$\% \text{ Impurity} = \frac{\text{Area impurity} \times \text{Concentration (MLK-Na) std} \times \text{Potency (MLK-Na) std}}{\text{Concentration impurity} \times \text{Area (MLK-Na) std}}$$

25

The relative retention times are:

Substance	RRT
MLK-SO	0.35
MLK-Na	1
MLK-D	1.65

The detection limit for the HPLC method is 0.01%, and the quantification limit is 0.03%.

30

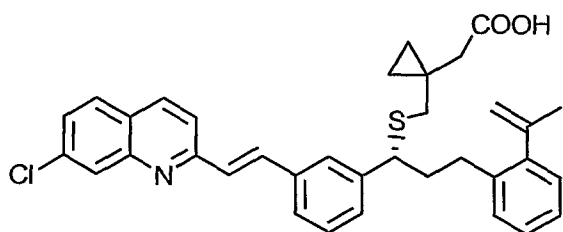
Example 10: Repetition of U.S. Patent No. 5,614,632

				MLK- SO	MLK	MLK salt	MLK-D
solvent	volume	Amine	yield				
				0.32	0.48	1.00	1.45
EtOAc	8	Cyclohexyl amine 2.05 eq	92%	1.26	0.32	92.22	3.25

### Claims

What is claimed is:

1. Montelukast sodium containing less than 0.14% MLK-SO by weight.
2. Montelukast containing less than 0.10% MLK-D by weight.
- 5       3. A process for preparing pure montelukast sodium salt comprising: providing a montelukast free acid; converting the montelukast free acid to the di-n-propylamine montelukast salt; and converting the di-n-propylamine montelukast salt to montelukast sodium salt.
- 10       4. An isolated impurity, [R-(E)]-1-[[[1-[3-[2-(7-chloro-2-quinolinyl)ethenyl]phenyl]-3-[2-(1-propenyl)phenyl]propyl]thio]methyl] cyclopropaneacetic acid (MLK-D) of the following structure:



5. Montelukast sodium containing less than 0.14% of MLK-SO by weight.
6. Montelukast containing less than about 0.10% of MLK-D by weight.
- 15       7. A process of determining the presence of a compound in a sample comprising carrying out HPLC or TLC with MLK-D as a reference marker.
8. A process of determining the presence of MLK-D in a sample comprising carrying out HPLC or TLC with the MLK-D as a reference marker comprising:
  - (a) determining by HPLC or TLC the retention time corresponding to MLK-D in a reference marker comprising the MLK-D;
  - 20       (b) determining by HPLC or TLC the retention time corresponding to MLK-D in a sample comprising montelukast sodium and MLK-D; and



(c) determining the presence of MLK-D in the sample by comparing the retention time of step (a) to the retention time of step (b).

9. A method of quantifying the amount of MLK-D in a sample comprising performing a HPLC or TLC, wherein MLK-D is used as a reference standard. Specifically,  
5 this process comprises the steps of:

(a) measuring by HPLC or TLC, the area under a peak corresponding to MLK-D in a reference standard comprising a known amount of MLK-D;

(b) measuring by HPLC or TLC, the area under a peak corresponding to MLK-D in a sample comprising MLK-D and montelukast sodium; and

10 (c) determining the amount of MLK-D, in the sample by comparing the area of step (a) to the area of step (b).

10. A process for preparing montelukast from montelukast sodium having less than about 0.10% area by HPLC of MLK-D is present which comprises the steps of:

15 (a) obtaining one or more samples of one or more batches of montelukast sodium;

(b) measuring the level of MLK-D in each of the samples;

(c) selecting a batch from step a) having a level of MLK-D of about less than 0.10 area % by HPLC, based on the measurement of the samples from the batches; and

20 (d) using the selected batch to prepare montelukast sodium.

11. A method for isolating MLK-D comprising:

providing a solution containing MLK-D, montelukast free acid, and a solvent;

precipitating montelukast free acid from the solution; and

25 isolating MLK-D.

12. The method according to claim 11, wherein the solvent is at least one of an alcohol a halogenated hydrocarbon, a C<sub>5</sub>-C<sub>8</sub> aromatic hydrocarbon, or an ester.

13. The method according to claim 11, further comprising concentrating the  
30 solution containing MLK-D.

14. Pharmaceutical formulations comprising the MLK-Na and a pharmaceutically acceptable excipient.

15. A process for preparing a pharmaceutical formulation comprising combining stable MLK-Na with at least one pharmaceutically acceptable excipient.

16. The use of stable MLK-Na of the present invention for the manufacture of a pharmaceutical composition.

Figure 1

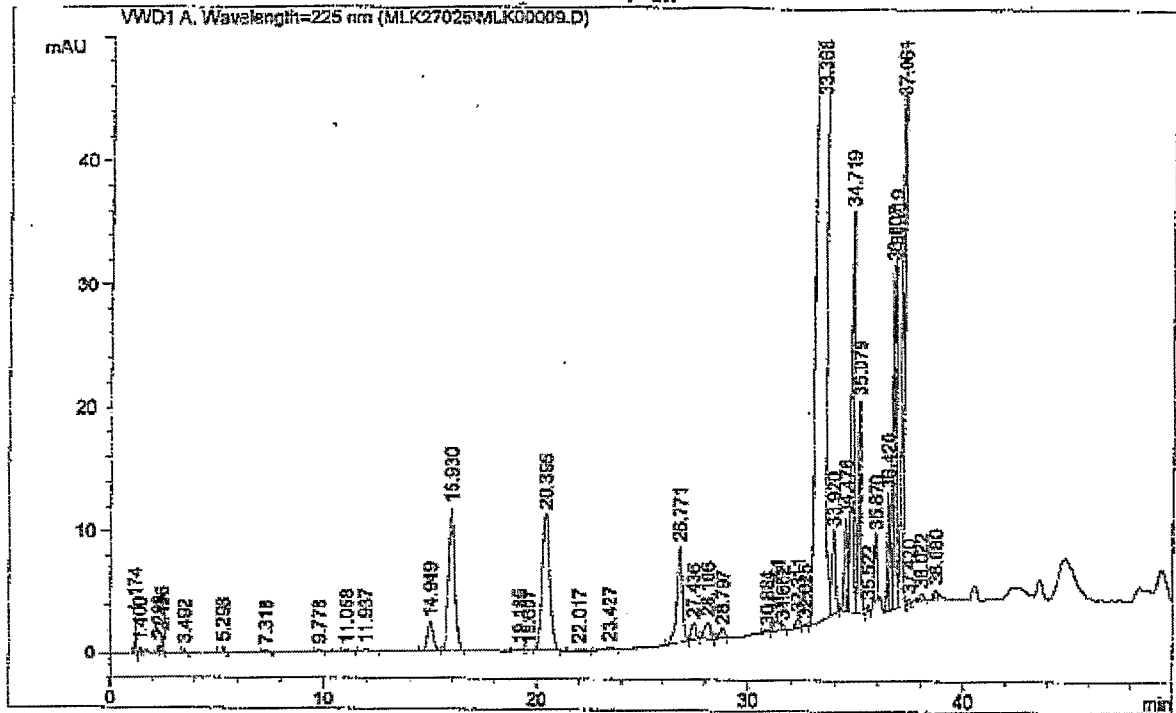


Figure 2




Figure 3




Figure 4

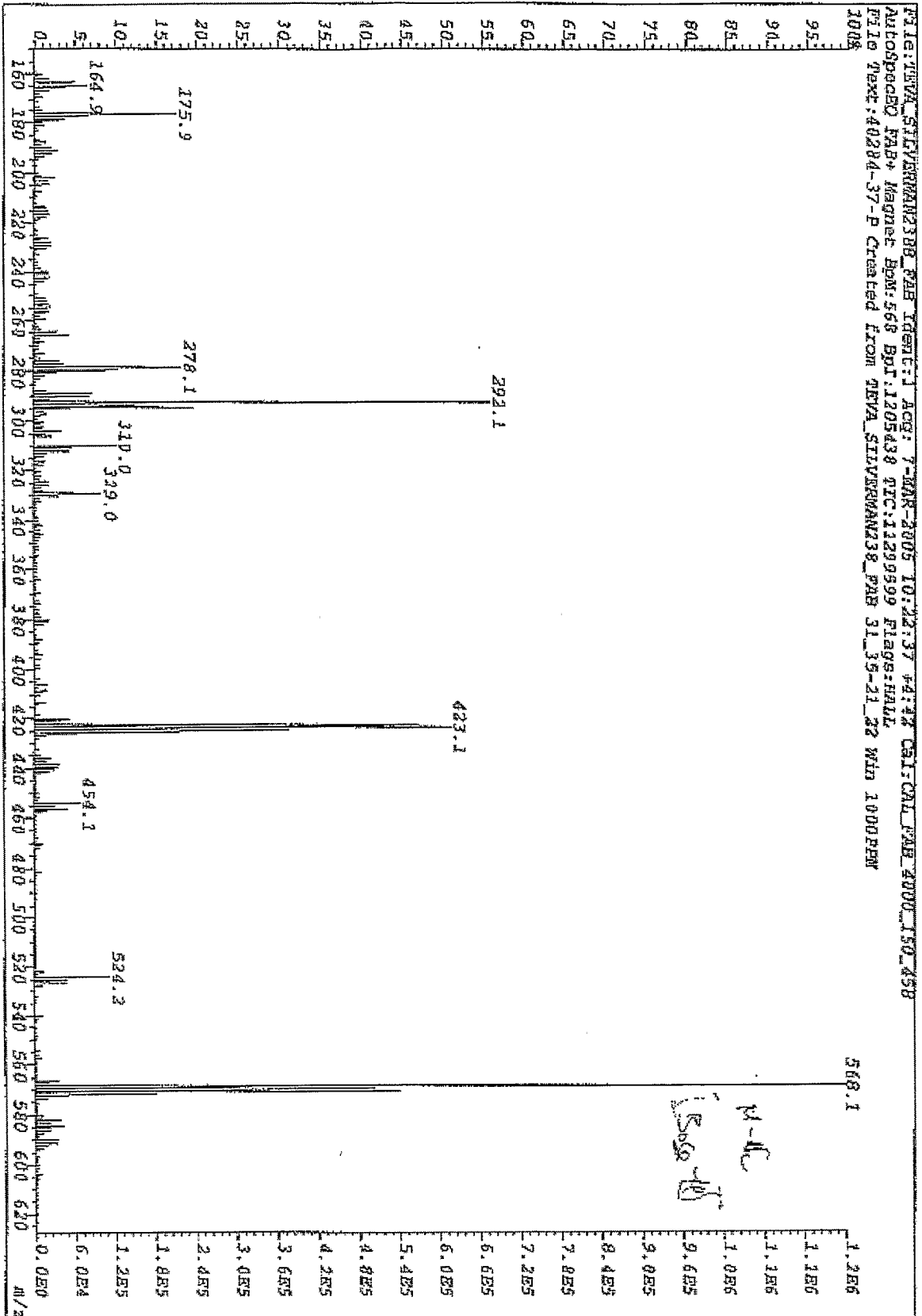
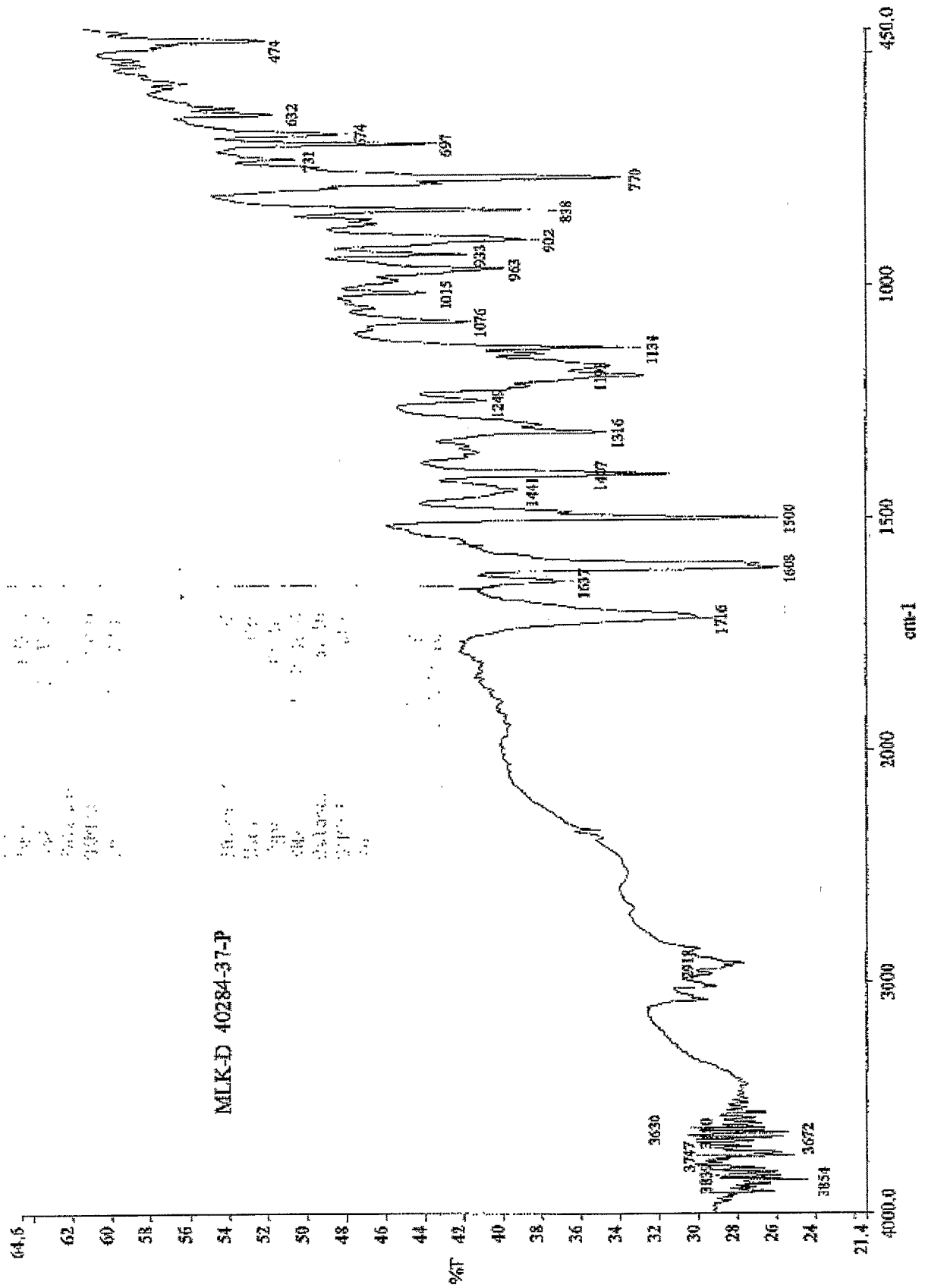


Figure 5



## INTERNATIONAL SEARCH REPORT

International application No

PCT/US2006/026192

A. CLASSIFICATION OF SUBJECT MATTER  
INV. C07D215/18

According to International Patent Classification (IPC) or to both national classification and IPC

## B. FIELDS SEARCHED

Minimum documentation searched (classification system followed by classification symbols)  
C07D

Documentation searched other than minimum documentation to the extent that such documents are included in the fields searched

Electronic data base consulted during the international search (name of data base and, where practical, search terms used)

EPO-Internal, WPI Data, CHEM ABS Data, BEILSTEIN Data

## C. DOCUMENTS CONSIDERED TO BE RELEVANT

Category*	Citation of document, with indication, where appropriate, of the relevant passages	Relevant to claim No.
X	US 2005/107426 A1 (OVEREEM ARJANNE [NL] ET AL) 19 May 2005 (2005-05-19) page 1, paragraph 3-5 page 4, paragraphs 37-39,43 claims 1-10	1-3,5,6, 14-16
X	US 2005/107612 A1 (REGURI BUCHI R [IN] ET AL) 19 May 2005 (2005-05-19) page 2, paragraph 13 claims 1,4	1-3,5,6, 14-16
X	WO 2004/108679 A (MOREPEN LAB LTD [IN]; SURI SANJAY [IN]; SINGH JUJHAR [IN]; SARIN GURD) 16 December 2004 (2004-12-16) page 2, lines 15-18 page 5, line 25 - page 6, line 9 Scheme 2, page 8	1-3,5,6, 14-16
	----- -/-- -----	

 Further documents are listed in the continuation of Box C. See patent family annex.

\* Special categories of cited documents :

"A" document defining the general state of the art which is not considered to be of particular relevance

"E" earlier document but published on or after the international filing date

"L" document which may throw doubts on priority claim(s) or which is cited to establish the publication date of another citation or other special reason (as specified)

"O" document referring to an oral disclosure, use, exhibition or other means

"P" document published prior to the international filing date but later than the priority date claimed

"T" later document published after the international filing date or priority date and not in conflict with the application but cited to understand the principle or theory underlying the invention

"X" document of particular relevance; the claimed invention cannot be considered novel or cannot be considered to involve an inventive step when the document is taken alone

"Y" document of particular relevance; the claimed invention cannot be considered to involve an inventive step when the document is combined with one or more other such documents, such combination being obvious to a person skilled in the art.

"&amp;" document member of the same patent family

Date of the actual completion of the international search

19 October 2006

Date of mailing of the international search report

07/11/2006

Name and mailing address of the ISA/

European Patent Office, P.B. 5818 Patentlaan 2  
NL - 2280 HV Rijswijk  
Tel. (+31-70) 340-2040, Tx. 31 651 epo nl,  
Fax: (+31-70) 340-3016

Authorized officer

Marzi, Elena



## INTERNATIONAL SEARCH REPORT

International application No

PCT/US2006/026192

C(Continuation). DOCUMENTS CONSIDERED TO BE RELEVANT		
Category*	Citation of document, with indication, where appropriate, of the relevant passages	Relevant to claim No.
A	WO 99/65888 A2 (ORION CORP [FI]; BAECKSTROEM REIJO [FI]; HEINONEN TUULA [FI]; HAUTA AH) 23 December 1999 (1999-12-23) page 2, line 19 - page 3, line 14 claims 1,2,4,6-9	4,7-13
P,X	----- WO 2006/008751 A (MATRIX LAB LTD [IN]; CHAVA SATYANARAYANA [IN]; GORANTLA SEETA RAMANJAN) 26 January 2006 (2006-01-26) page 17; example 4 page 21; example 9 claims 1-27,35,36,40 -----	1-3,5,6, 14-16

## INTERNATIONAL SEARCH REPORT

Information on patent family members

International application No

PCT/US2006/026192

Patent document cited in search report	Publication date	Patent family member(s)	Publication date
US 2005107426 A1	19-05-2005	NONE	
US 2005107612 A1	19-05-2005	US 2006004204 A1	05-01-2006
WO 2004108679 A	16-12-2004	AU 2003253247 A1	04-01-2005
WO 9965888 A2	23-12-1999	AT 253566 T	15-11-2003
		AU 755699 B2	19-12-2002
		AU 4786399 A	05-01-2000
		BR 9911230 A	06-03-2001
		CA 2334864 A1	23-12-1999
		CN 1129590 C	03-12-2003
		DE 69912604 D1	11-12-2003
		EA 2854 B1	31-10-2002
		EP 1087956 A2	04-04-2001
		ES 2211113 T3	01-07-2004
		FI 981428 A	19-12-1999
		HK 1032779 A1	30-01-2004
		HR 20000866 A2	31-12-2001
		HU 0102020 A2	28-12-2001
		ID 29239 A	16-08-2001
		IL 139964 A	06-07-2003
		JP 2002518383 T	25-06-2002
		MX PA00012436 A	04-06-2002
		NO 20006444 A	15-12-2000
		NZ 508557 A	31-05-2002
		PL 347577 A1	08-04-2002
		SK 18722000 A3	11-09-2001
		US 6340764 B1	22-01-2002
		ZA 200006993 A	28-02-2002
WO 2006008751 A	26-01-2006	NONE	