

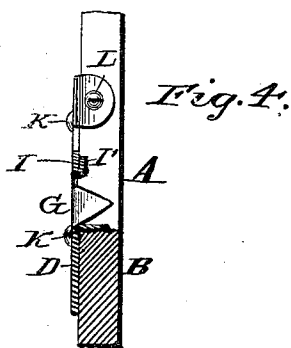
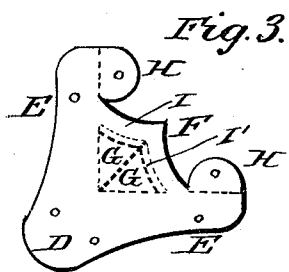
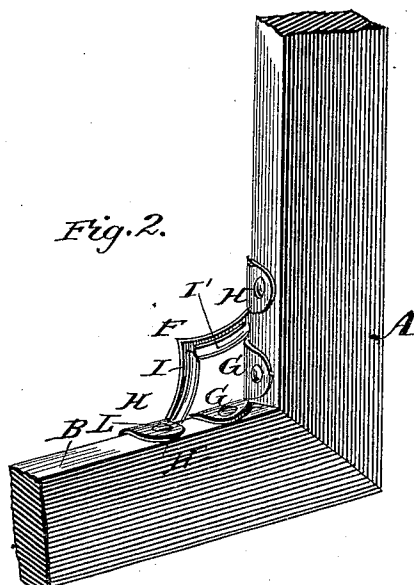
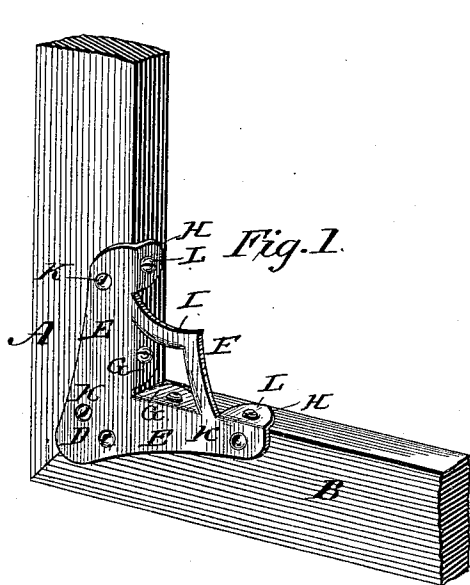
(No Model.)

W. C. GARRETSON.

CORNER BRACE.

No. 292,003.

Patented Jan. 15, 1884.



WITNESSES:

Wm. G. Dieterich
Arthur L. Morrill

William C. Garrettson
INVENTOR.
By *Louis Bagger & Co.*

ATTORNEYS.

UNITED STATES PATENT OFFICE.

WILLIAM CULLEN GARRETSON, OF OSKALOOSA, IOWA.

CORNER-BRACE.

SPECIFICATION forming part of Letters Patent No. 292,003, dated January 15, 1884.

Application filed June 2, 1883. (No model.)

To all whom it may concern:

Be it known that I, WILLIAM C. GARRETSON, a citizen of the United States, and a resident of Oskaloosa, in the county of Mahaska and State of Iowa, have invented certain new and useful Improvements in Corner-Braces; and I do hereby declare that the following is a full, clear, and exact description of the invention, which will enable others skilled in the art to which it appertains to make and use the same, reference being had to the accompanying drawings, which form a part of this specification, and in which—

Figure 1 is a perspective view of one of the corners of a screen-frame, the sides and ends of which are fastened together by my improved corner-brace. Fig. 2 is a similar view, showing the same from the opposite side. Fig. 3 is a plan of the brace-blank prior to striking it up to form the overlapping lips, and Fig. 4 is a cross-section through the frame and brace.

Similar letters of reference indicate corresponding parts in all the figures.

My invention has relation to metallic corner-braces for the screen-frames of doors and windows; and it consists in the improved construction of the brace, as hereinafter more fully described and claimed.

In the accompanying drawings, A and B denote parts of the ends of one of the side pieces and end pieces, respectively, of a screen-frame the corners of which are connected by my improved corner-brace. This is constructed of sheet metal, which is cut by suitable dies into the shape shown in Fig. 3, forming a rounded corner, D, wings E E, extending at right angles to each other, and an inwardly-projecting web, F. In cutting out the blank the part F is cut through, as indicated in dotted lines in Fig. 3, after which the parts G formed by these cuts are bent at right angles to the body of the corner-plate. The wings E are provided with rounded lips H, which are similarly set up at right angles, and form additional means of attachment of the brace-plate to the frame. It will thus be seen that a brace, I, is formed,

connecting the wings E E by the peculiar shape of the cuts by which the parts G are formed, which brace adds greatly to the strength of the plate. This is fastened upon the frame-pieces by screws K, inserted through the face of the plate, and by other screws, L, inserted through the lips H into the wood of the frame at right angles to the face screws K.

In order to increase the strength and stiffness of the connecting-brace I, it is doubled upon itself upon the under side in such a manner as to form a re-enforcing rib, as shown at I' in the drawings, and this may be done simply by extending the central cut by which the lips G G are formed, as indicated by the dotted lines in Fig. 3, so as to leave a narrow web of metal adapted to be turned up on the back part of the brace, as will appear more fully by reference to Figs. 2 and 4 of the drawings.

I am aware that corner-braces have been made consisting of a metallic plate, having inwardly-projecting lugs or flanges for the attachment of the plate to the corner of the frame, and having a re-enforcing piece or web extending across the inner corner of the plate, and I do not wish to claim such construction, broadly; but

What I claim, and desire to secure by Letters Patent of the United States, is—

The metallic corner-brace herein shown and described, composed of a sheet-metal plate cut into the shape shown, having lips H H and G G, set up at right angles to the plate, and the brace I, connecting the wings E E, between their respective lips H and G, and bent or doubled upon itself on the inner side to form a re-enforcing rib or web, I', substantially as and for the purpose shown and set forth.

In testimony that I claim the foregoing as my own I have hereunto affixed my signature in presence of two witnesses.

WILLIAM CULLEN GARRETSON.

Witnesses:

GEORGE W. HAINES,
WILLIAM W. BROWN.