

April 8, 1924.

1,489,948

G. KOSNEY

TOILET DEVICE FOR AUTOMOBILES

Filed Nov. 6, 1920

2 Sheets-Sheet 1

Fig. 1.

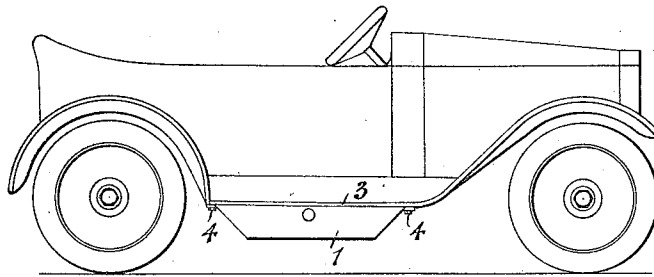


Fig. 2.

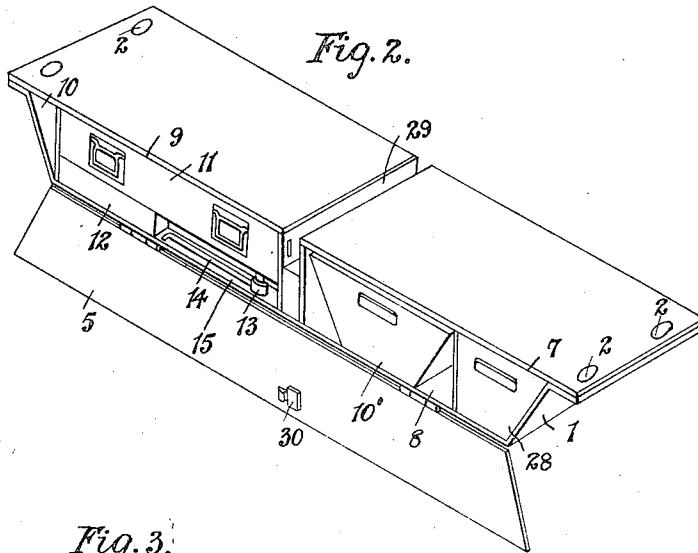
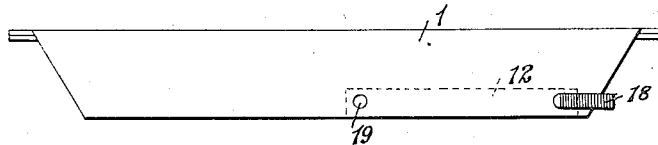


Fig. 3.



Gustave Kosney Inventor
By his Attorneys Mark & Clark

April 8, 1924.

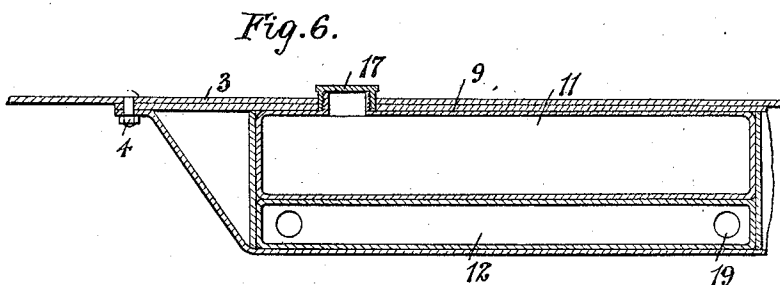
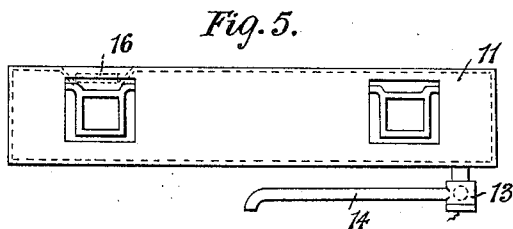
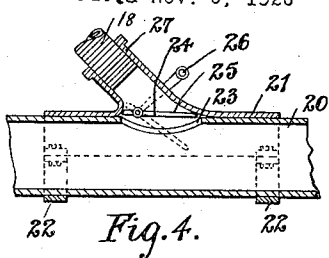
1,489,948

KOSNEY

TOILET DEVICE FOR AUTOMOBILES

Filed Nov. 6, 1920

2 Sheets-Sheet 2



Gustave Kosney, Inventor
By his Attorneys Harko & Clark

UNITED STATES PATENT OFFICE.

GUSTAVE KOSNEY, OF WHITE PLAINS, NEW YORK.

TOILET DEVICE FOR AUTOMOBILES.

Application filed November 6, 1920. Serial No. 422,355.

To all whom it may concern:

Be it known that I, GUSTAVE KOSNEY, machinist, a citizen of the United States of America, residing at White Plains, in the county of Westchester and State of New York, have invented certain new and useful Improvements in Toilet Devices for Automobiles, of which the following is a specification.

This invention relates to a toilet device for automobiles and the like and has for its object the provision of a device whereby water and other washing materials may always be ready at hand to enable the driver to wash himself after repairing the engine or vehicle or for use when on long journeys.

A further object is to provide a device of this kind adapted to supply hot water, the water being preferably heated from the exhaust gases of the engine.

A further object of the invention is to provide a device of this character which can readily be attached to an automobile.

The invention is capable of various embodiments and while the accompanying drawings show one preferred form it must be understood that the invention is not limited thereto, but may take various forms within the terms of the appended claims.

Referring to the accompanying drawings, Fig. 1 illustrates the application of the preferred form of the invention to an automobile.

Fig. 2 illustrates the device detached from the automobile with the door thereof open.

Fig. 3 is a view of the rear side of the device illustrating the application of the exhaust gases for heating the water.

Fig. 4 illustrates a suitable means for withdrawing the exhaust gases from the exhaust pipe and for controlling the supply of the same to the toilet device.

Fig. 5 shows the water tank 11, removed from the container.

Fig. 6 is a section of a modified form.

The device consists essentially of a container 1, of any suitable material such as sheet iron provided with boltholes whereby the same may readily be attached to the running board 3, or any other suitable part of the automobile by means of bolts 4. The container 1, is provided with a door 5, provided with a latch or lock of any suitable kind and is preferably divided into a number of compartments such as 7, 8, 9 and 10. The compartment 7 may be provided with

a drawer 28, for towels, soap and the like while compartment 8, is adapted to receive a wash basin 10', which is preferably of rectangular cross section with sloping sides. The compartment 9 is adapted to receive a water tank 11, and is preferably provided with a chamber 12, adapted to receive hot exhaust gases from the engine and thereby to heat the water in the tank 11. The tank 11 is provided with an angle valve 13, provided with a delivery pipe 14, so arranged that the rotation of the pipe 14 outwards causes said valve to open to deliver the water from the tank. The chamber 12 is recessed at 15, in order to receive the valve 13, and pipe 14, within the container 1. It is only necessary to open the door 5 and to rotate the pipe 14 outwardly to obtain a flow of water from the tank 11. The tank 11 is provided with a closing cap 16, to enable the tank to be filled with water. In the form shown, the cap 16 is countersunk into the tank 11, and the tank has to be withdrawn from the container 1, for filling the same. This cap 16, should be a loose fit or should be provided with one or more small perforations in order to avoid excessive pressures through boiling of the water.

In the form shown in Fig. 6 the tank 11 is permanently attached to the device 1 and is provided with a cap 17 which stands out from the container through a hole in the running board so that said tank may be readily filled from a hose or from a receptacle without the necessity of removing the tank.

The heating of the water in tank 11 is preferably effected by causing hot exhaust gases to pass in juxtaposition to the water contained in the tank 11, so that heat may be communicated from the gases to the water. In the device illustrated in the drawing, the exhaust gases are introduced into a flat chamber 12 located beneath the tank 11, by means of the flexible tube 18, and allowed to pass out by the orifice 19.

Any suitable or known means may be used for leading the hot gases from the exhaust pipe. In the preferred form shown in Fig. 4 the exhaust pipe 20 is provided with an aperture 23 and a cover 21 is clamped on the exhaust pipe by belts 22, so that a valve seat 25, of the casing registers with the aperture 23. The escape of the exhaust gases through the socket 27 is controlled by the valve 24, adapted to be actuated by the lever

26 from any suitable location. The flexible tube 18 is attached to the socket 27 in any suitable manner so that when the valve 24 is open exhaust gases flow through the flexible tube 18 and chamber 12 for the purpose of heating the water.

In the embodiments of the invention illustrated in the accompanying drawings, a space 29 is left for a supporting bracket of the running board. Adaptions of this kind may be made to adapt the device for application to suitable parts of the automobile.

It is to be understood that this invention is not restricted to the means for heating the water which is described herein, but that any suitable means for heating the water by the exhaust gases is within the scope of this invention.

What I claim is:—

1. A readily attachable and detachable toilet device for automobiles comprising a casing of relatively small height and adapted to be fastened to the underside of the running board, a water tank within said casing, a heating chamber located within said casing and in heat conducting relationship with said water tank and readily attachable and detachable tubing for leading exhaust gases into said heating chamber.

2. A readily attachable and detachable

toilet device for automobiles comprising a casing of relatively small height and adapted to be fastened to the underside of the running board, a water tank within said casing, a heating chamber for said water tank, flexible tubing adapted to lead exhaust gases from the exhaust pipe to the heating chamber, a union piece attached to said flexible tubing and adapted to be readily attached to the exhaust pipe for cooperation with an opening therein, said union piece being provided with a passage for permitting the flow of exhaust gas therethrough and provided with a valve wholly mounted on said union piece.

3. A toilet device for automobiles comprising a casing, boltholes in said casing for attachment of the casing to the running board, said casing being divided into a plurality of compartments, one compartment being adapted to receive a water tank provided with a valve and having an outlet pipe adapted to be moved outwardly to control said valve and said compartment being provided with a heating chamber, while the other compartments are adapted to receive a washbasin and other toilet articles.

In testimony whereof I affix my signature.

GUSTAVE KOSNEY.