



US00D396199S

United States Patent [19]

[11] Patent Number: **Des. 396,199**

Chang

[45] Date of Patent: ****Jul. 21, 1998**

[54] **PENDANT**

D. 328,879 8/1992 Heikes D11/79
681,673 9/1901 Angelovich D11/48

[76] Inventor: **Fang-Jung Chang**, P.O. Box 82-144,
Taipei, Taiwan

Primary Examiner—Ralf Seifert
Attorney, Agent, or Firm—A & J

[**] Term: **14 Years**

[57] **CLAIM**

[21] Appl. No.: **74,122**

The ornamental design for a pendant, as shown and described.

[22] Filed: **Jul. 25, 1997**

DESCRIPTION

[51] **LOC (6) Cl.** **11-01**

[52] **U.S. Cl.** **D11/79**

[58] **Field of Search** D11/1, 2, 6-8,
D11/40, 43, 47, 48, 79-81, 95, 97, 99;
63/1.1, 2, 3, 12-14.6, 18, 23

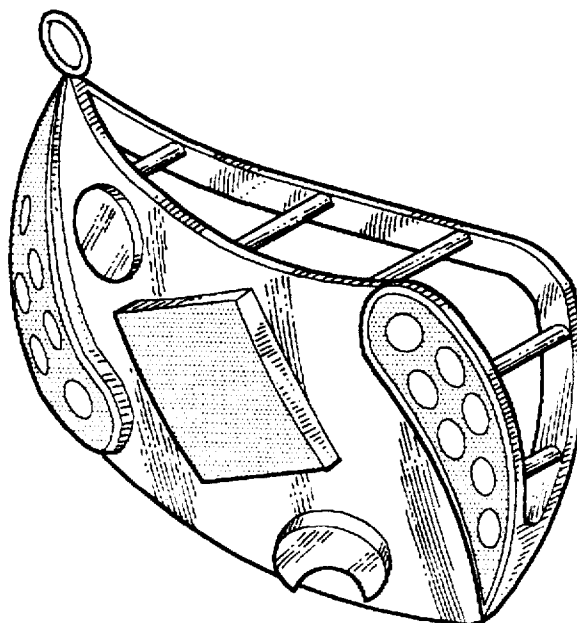
FIG. 1 is a perspective view of a pendant showing my new design;
FIG. 2 is a front side elevational view thereof;
FIG. 3 is a rear side elevational view thereof;
FIG. 4 is a left view thereof;
FIG. 5 is a right view thereof;
FIG. 6 is a top plan view thereof; and
FIG. 7 is a bottom plan view thereof.

[56] **References Cited**

U.S. PATENT DOCUMENTS

D. 247,882 5/1978 Zimmerman D11/96
D. 268,336 3/1983 Shapiro D11/79
D. 306,707 3/1990 De Frahan D11/79

1 Claim, 4 Drawing Sheets



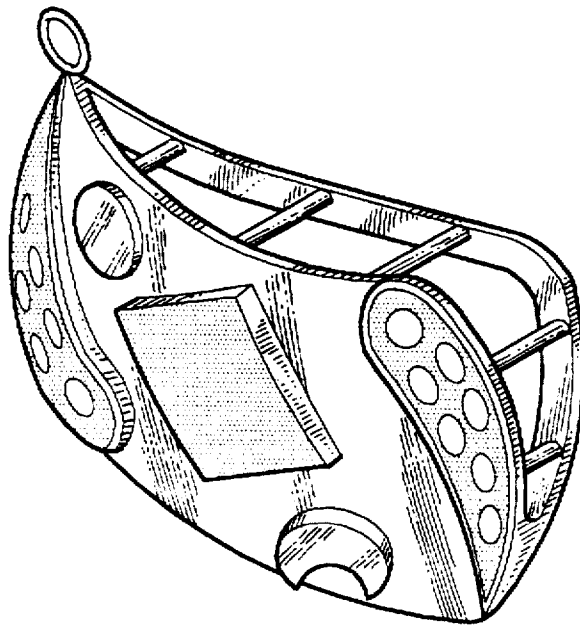


FIG. 1

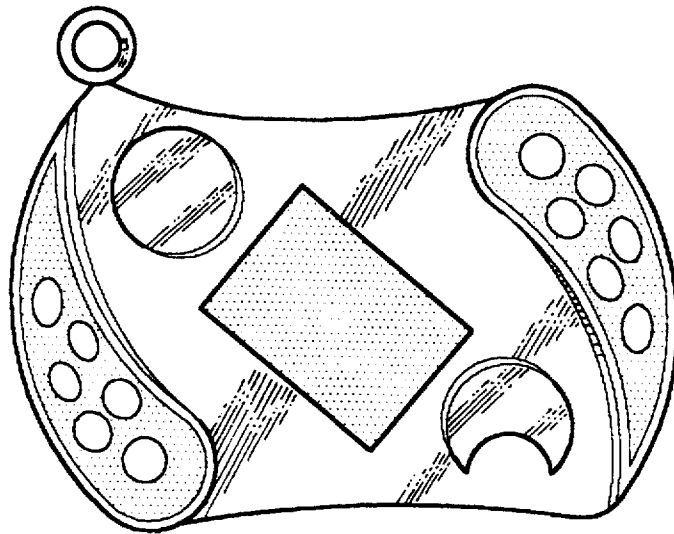


FIG. 2

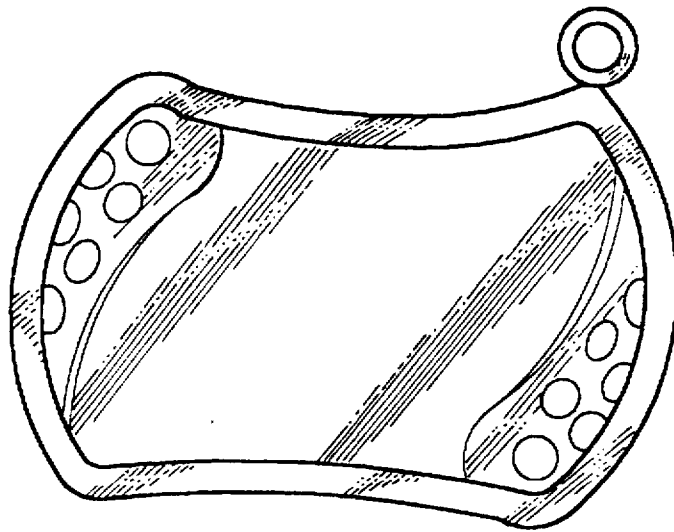


FIG. 3



FIG. 4




FIG. 5

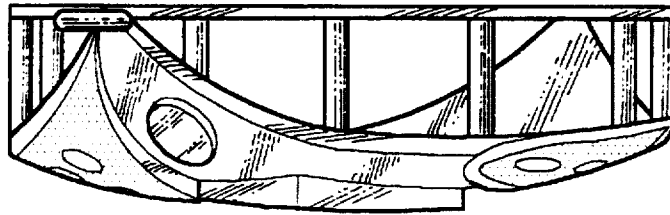


FIG. 6

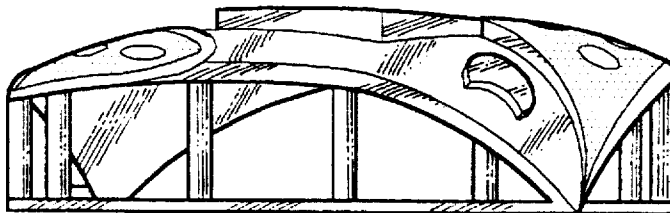


FIG. 7