



US00D644161S

(12) **United States Design Patent**
Fries et al.

(10) **Patent No.:** **US D644,161 S**

(45) **Date of Patent:** **** Aug. 30, 2011**

(54) **AUXILIARY FUEL TANK FOR A VEHICLE**

(75) Inventors: **Landon Fries**, Spicer, MN (US); **Russell Stoltman**, Argusville, ND (US); **Carl Hagele**, Chicago, IL (US)

(73) Assignee: **CNH America LLC**, New Holland, PA (US)

(**) Term: **14 Years**

(21) Appl. No.: **29/364,156**

(22) Filed: **Jun. 18, 2010**

(51) **LOC (9) Cl.** **12-11**

(52) **U.S. Cl.** **D12/218**

(58) **Field of Classification Search** D12/218;
280/830, 833-835; D15/1, 3, 5, 28; 180/314,
180/69.4, 69.5, 900, 225; 220/4.14, 562-564;
123/516, 518-520

See application file for complete search history.

(56) **References Cited**

U.S. PATENT DOCUMENTS

D208,539	S	*	9/1967	Miller	D12/218
D214,435	S	*	6/1969	Naeve	D12/218
D219,011	S	*	10/1970	Marushak et al.	D12/218
D290,452	S	*	6/1987	Balek	D12/218
D290,829	S	*	7/1987	Balek	D12/218
D320,836	S	*	10/1991	Ahrenholtz et al.	D23/202
5,186,352	A	*	2/1993	Otto et al.	220/564
5,305,908	A	*	4/1994	Otto et al.	220/564
D435,503	S	*	12/2000	Gukeisen et al.	D12/218
D441,710	S	*	5/2001	Moehle et al.	D12/218

D452,294	S	*	12/2001	Harthoorn et al.	D23/202
6,550,811	B1	*	4/2003	Bennett et al.	280/833
D512,677	S	*	12/2005	Alsop	D12/218
D628,672	S	*	12/2010	Kendall et al.	D23/202

* cited by examiner

Primary Examiner — Susan M Lee

Assistant Examiner — Linda Brooks

(74) *Attorney, Agent, or Firm* — Patrick M. Sheldrake; Michael G. Harms

(57) **CLAIM**

We claim the ornamental design for the auxiliary fuel tank for a vehicle, as shown and described.

DESCRIPTION

FIG. 1 is a front perspective view of an auxiliary fuel tank for a vehicle;

FIG. 2 is a front view thereof;

FIG. 3 is a rear view thereof;

FIG. 4 is a left side view thereof;

FIG. 5 is a right side view thereof;

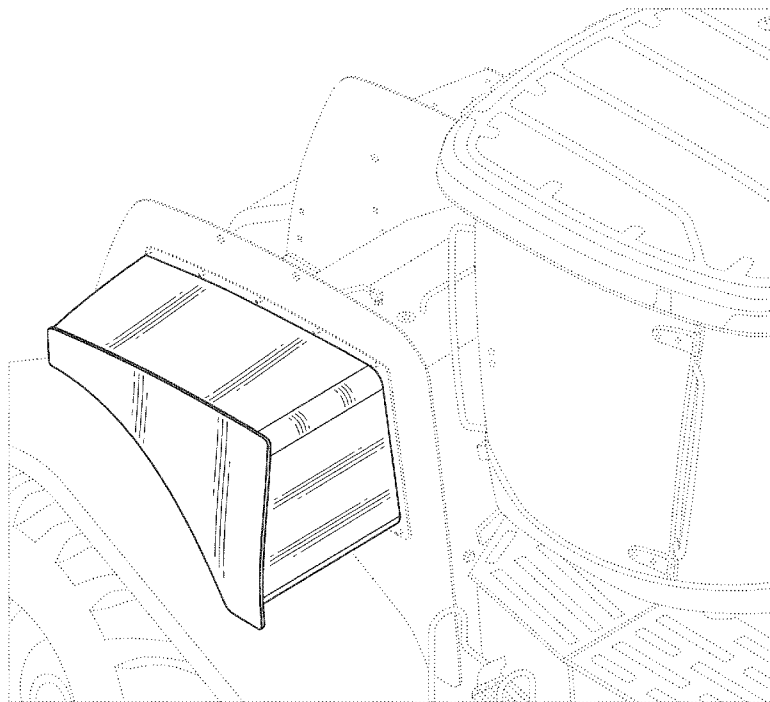
FIG. 6 is a top view thereof;

FIG. 7 is a bottom view thereof; and,

FIG. 8 is a front perspective view thereof showing the auxiliary fuel tank for a vehicle in its environment.

The broken lines are for illustrative purposes only and form no part of the claimed design. The auxiliary fuel tank for a vehicle shown in FIGS. 1-7 illustrates a first embodiment of our novel design shown on the left side of a vehicle. Our design also includes a second embodiment suitable for use on the opposite side of the vehicle, the second embodiment mirrors symmetrically FIGS. 1-8 and therefore is not separately illustrated.

1 Claim, 3 Drawing Sheets



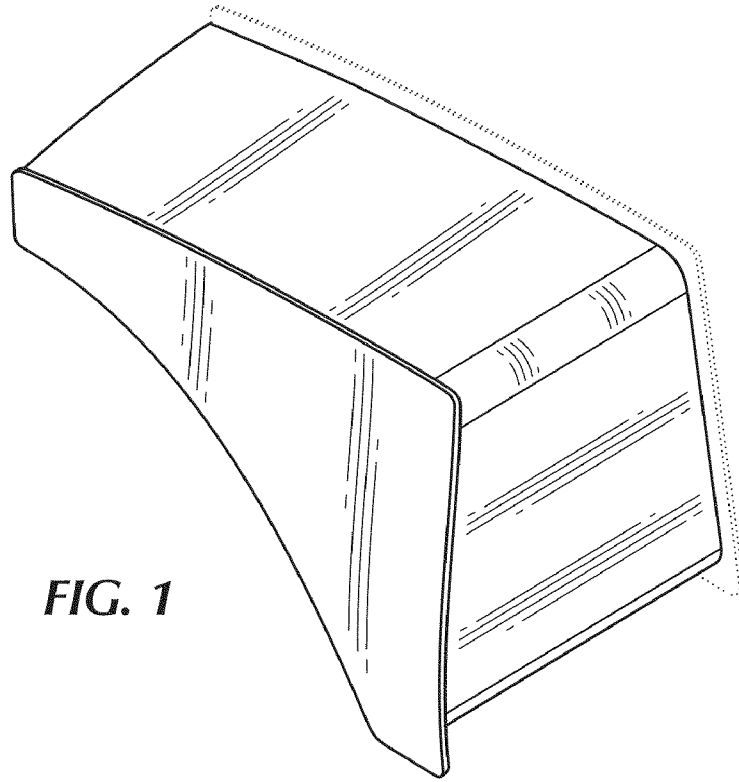


FIG. 1

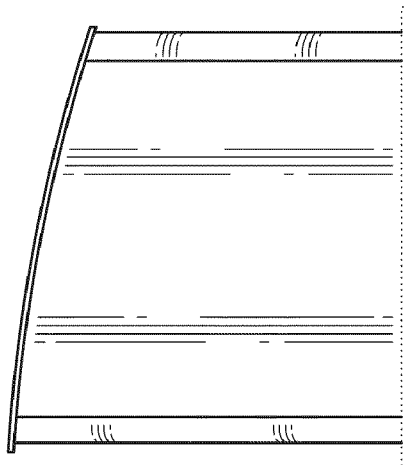


FIG. 2

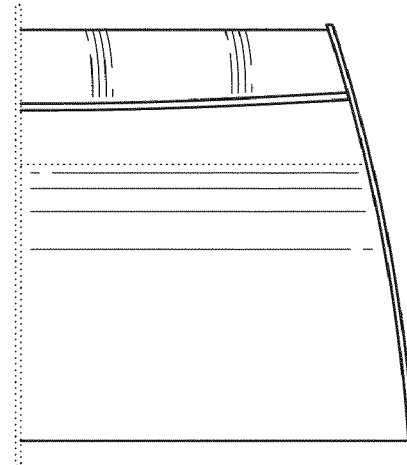


FIG. 3



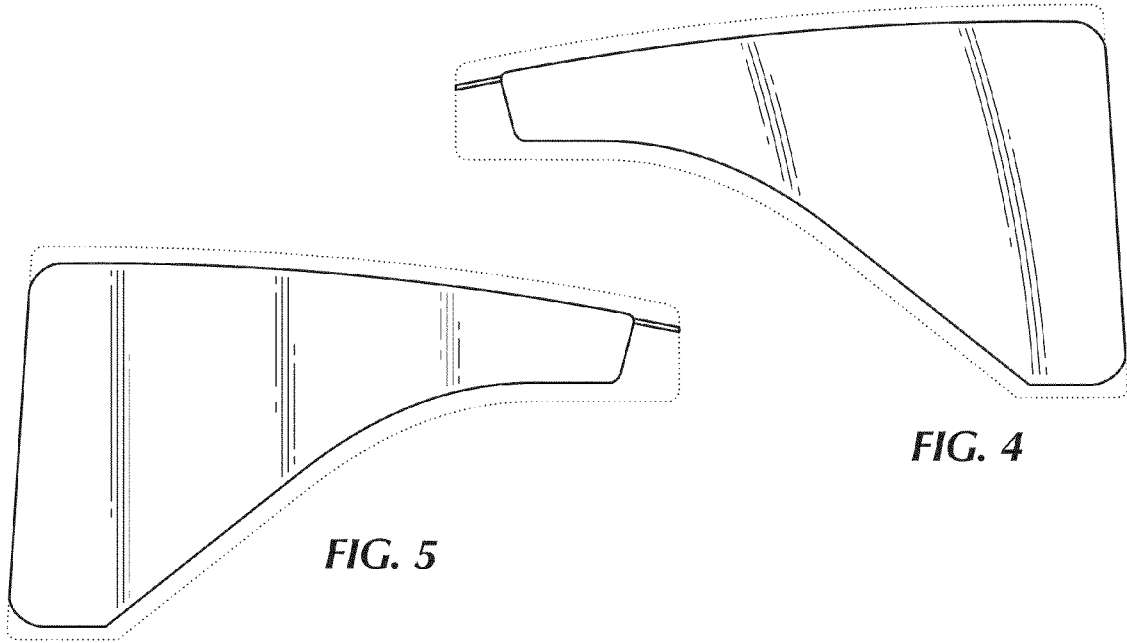


FIG. 6

FIG. 7

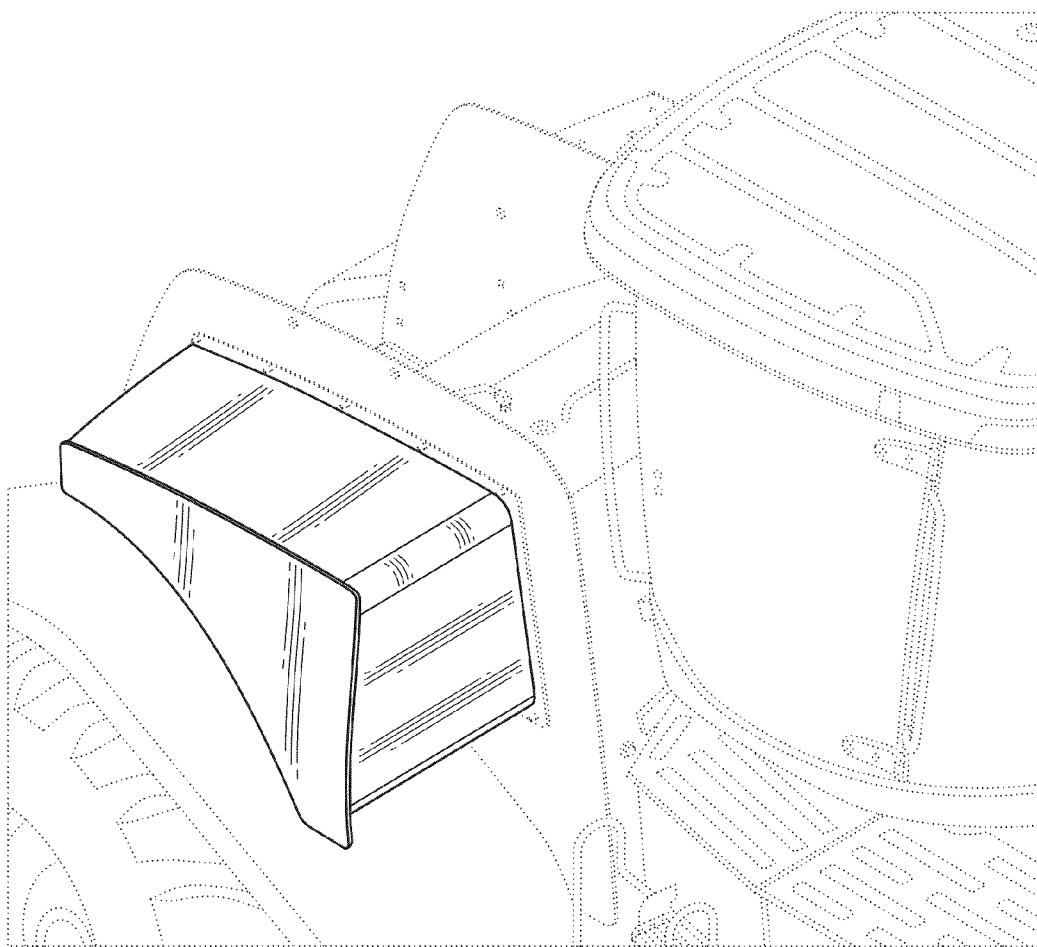


FIG. 8