

(No Model.)

B. G. SAVAGE & A. C. L. LOUGHRAN.
SHAVING MUG.

No. 573,240.

Patented Dec. 15, 1896.

Fig. 1.

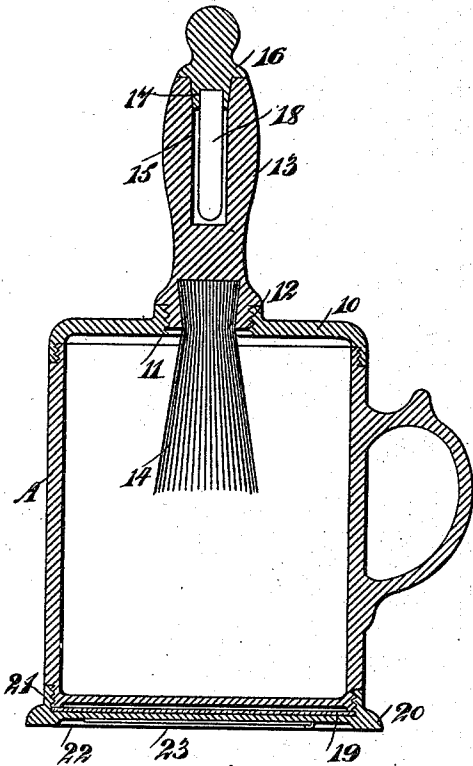


Fig. 2.

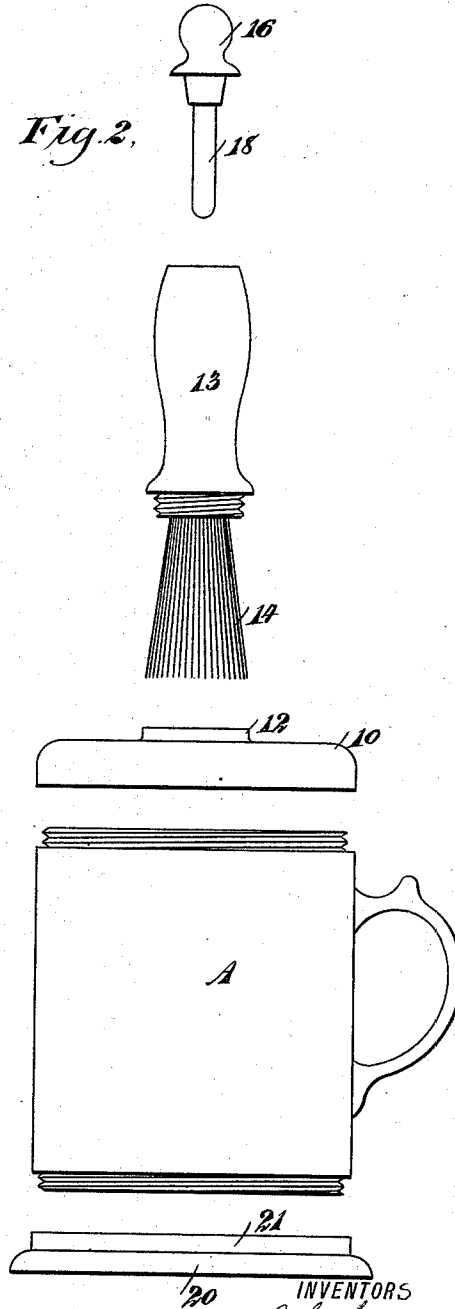
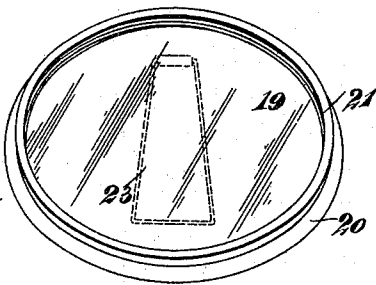


Fig. 3.



WITNESSES:

Edward Thorpe
J. H. A. Ken.

INVENTORS
B. G. Savage
A. C. L. Loughran.
BY
mumy
ATTORNEYS.

UNITED STATES PATENT OFFICE.

BERNARD GOODFELLOW SAVAGE AND ALBERT CECIL LAWLESS LOUGHRAN,
OF VICTOR, COLORADO.

SHAVING-MUG.

SPECIFICATION forming part of Letters Patent No. 573,240, dated December 15, 1896.

Application filed February 3, 1896. Serial No. 577,892. (No model.)

To all whom it may concern:

Be it known that we, BERNARD GOODFELLOW SAVAGE and ALBERT CECIL LAWLESS LOUGHRAN, of Victor, in the county of El Paso and State of Colorado, have invented a new and useful Improvement in Shaving-Mugs, of which the following is a full, clear, and exact description.

Our invention relates particularly to shaving-mugs, but is likewise applicable to other vessels of similar type.

The object of the invention is to provide a shaving-mug with a mirror which will virtually constitute an auxiliary bottom for the mug when the mirror is not in use, the attachment between the mirror and mug being such that when the mirror is removed the mug will be completely closed at its bottom and will have a suitable base upon which to stand.

The invention consists in the novel construction and arrangement of the parts, as will be hereinafter fully set forth, and pointed out in the claim.

Reference is to be had to the accompanying drawings, forming a part of this specification, in which similar characters of reference indicate corresponding parts in all the figures.

Figure 1 is a longitudinal vertical section through a mug, illustrating the cover and brush as secured thereto and the mirror in position on the bottom of the mug. Fig. 2 is a side elevation of the improved mug, illustrating the various separable parts as disconnected; and Fig. 3 is a perspective view of the mirror disconnected from the body of the mug.

In carrying out the invention the body A of the cup or other receptacle employed may be given any desired shape and may be made of any approved material. A cover 10 is provided for the body, adapted to be screwed thereon or to fit closely thereto by frictional contact, and the said cover is provided with an opening 11, preferably at its center, and a collar 12 around the said opening, the inner wall of the opening and collar being ordinarily threaded to receive the lower correspondingly-threaded end of a handle 13, although if in practice it is found desirable the said handle may be held in engagement with the cover by frictional contact.

A brush 14 of any approved type is secured in the bottom portion of the aforesaid handle 13, which brush, when the cover is upon the body of the mug and the handle is in engagement with the cover, will be located within the mug, and said brush and the interior of the brush will be protected from dust-germs or the like and also from contact with any foreign matter.

A chamber 15 is made in the brush-handle 13, and the said chamber is normally closed at the top by a plug 16, forming, virtually, a continuation of the handle, and the said plug may be removably secured to the upper portion of the handle in any desirable way. The lower end of this plug has a recess or a chamber 17 made therein to receive a stick 18 of cosmetic or like material, which, when the plug is in the handle, will extend within the chamber 15 of the said handle, as illustrated in Fig. 1.

A mirror 19 is located in a frame 20, and the said frame is provided with a threaded flange 21, screwing upon the reduced and screw-threaded lower portion of the cup or mug, as illustrated in Fig. 1. The frame 20 of the mirror is preferably so shaped that when it is applied to the mug or cup it will appear as a permanent base therefor; but the bottom of the mug or cup is so constructed that when the mirror-frame is disengaged therefrom the cup or mug may stand upright upon any convenient support.

The bottom portion or back of the mirror-frame 20 has a recess 22 formed therein, as shown in Fig. 1, and a standard 23 is pivoted to this bottom or back portion of the mirror-frame in order that when the frame is detached from the mug or cup it may be supported at any angle necessary to facilitate the operation of shaving.

The improved shaving mug or cup is of exceedingly simple, durable, and economic construction, and is capable of being packed in a convenient and safe manner, the contents of the cup and the brush at that time being thoroughly protected. The mirror in no manner interferes with the design or the usefulness of the cup or mug, and the brush may be conveniently and expeditiously disconnected

from the cover and the cover from the body of the mug or cup when the latter is to be used.

5 The plug 16 serves to hold a stick of cosmetic or any preparation for the hair protected in the handle of the brush when not required for use.

10 The entire device tends to promote cleanliness, and, furthermore, provides a compact and complete shaving outfit.

Having thus described our invention, we claim as new and desire to secure by Letters Patent—

15 As a new article of manufacture, a shaving-mug consisting of a cup-shaped body having

its lower portion reduced and screw-threaded, and a base portion having a threaded flange for engaging the reduced and threaded portion of the body and a recessed outer face, said base portion having a mirror located on its inner face and provided with a hinged standard on its outer recessed face, said standard folding in said recess when not in use, as set forth.

BERNARD GOODFELLOW SAVAGE.
ALBERT CECIL LAWLESS LOUGHRAN.

Witnesses:

FRANK CAREY,
FRED STREHLKE.