



US00D767775S

(12) **United States Design Patent** (10) **Patent No.:** **US D767,775 S**
Gilmer et al. (45) **Date of Patent:** **** Sep. 27, 2016**

(54) **CRANIAL WRAP**

4,663,785 A 5/1987 Comparetto
5,243,709 A 9/1993 Sheehan et al.
5,815,846 A 10/1998 Calonge

(Continued)

(71) Applicant: **Invictus Medical, Inc.**, San Antonio, TX (US)

(72) Inventors: **Christopher Loring Gilmer**, Carmel, IN (US); **Thomas Craig Roberts**, San Antonio, TX (US); **Samuel Alexander**, Des Moines, IA (US); **George Martin Hutchinson**, San Antonio, TX (US); **Daniel V. Mendez**, San Antonio, TX (US)

FOREIGN PATENT DOCUMENTS

JP 3563044 9/2004
KR 100558169 3/2006
WO PCT/US2014/058709 10/2014

OTHER PUBLICATIONS

U.S. Appl. No. 14/504,404, filed Oct. 1, 2014, Gilmer et al.

(Continued)

(73) Assignee: **Invictus Medical, Inc.**, San Antonio, TX (US)

(**) Term: **14 Years**

Primary Examiner — George D Kirschbaum

Assistant Examiner — Jennifer Watkins

(21) Appl. No.: **29/511,677**

(74) *Attorney, Agent, or Firm* — Reinhart Boerner Van Deuren s.c.

(22) Filed: **Dec. 12, 2014**

(51) **LOC (10) Cl.** **24-01**

(52) **U.S. Cl.**
USPC **D24/191**

(58) **Field of Classification Search**
USPC D24/110.1, 183, 190–192, 208, 231;
D29/106, 108, 110; D6/601
CPC A42B 3/00; A42B 3/12; A42B 1/08;
A42B 3/046; A42B 3/121; A42B 3/08;
A42B 3/125; A42B 3/324; A42B 3/122;
A42B 3/06; A42B 1/22; A42B 3/064; A63B
71/10; A63B 2220/40; A63B 2208/12;
A63B 2220/62; A61B 5/11; A61M 16/06;
A61M 16/0622; A61M 16/0616; A61F
5/3707

See application file for complete search history.

(56) **References Cited**

U.S. PATENT DOCUMENTS

3,171,133 A 3/1965 Steffen
4,581,773 A 4/1986 Cunnane

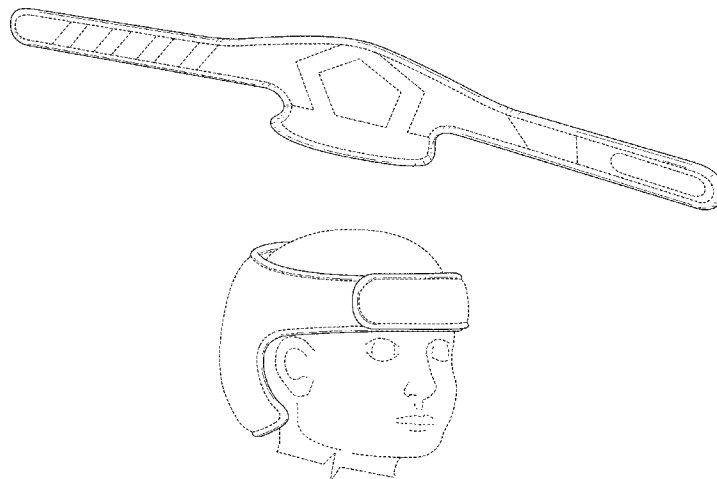
(57) **CLAIM**

We claim the ornamental design for a cranial wrap, as shown and described.

DESCRIPTION

FIG. 1 is a front perspective view of a cranial wrap;
FIG. 2 is a front view thereof;
FIG. 3 is a rear view thereof;
FIG. 4 is a left side view thereof;
FIG. 5 is a right side view thereof;
FIG. 6 is a top plan view thereof;
FIG. 7 is a bottom plan view thereof; and,
FIG. 8 is a perspective in use view thereof, illustrating the claimed design wrapped around a head of an infant.
The broken line showing of the cranial wrap in FIGS. 1-8 is for the purpose of illustrating portions of the article that form no part of the claim. The broken line showing of a head of an infant in FIG. 8 is for the purpose of illustrating environment that forms no part of the claim.

1 Claim, 4 Drawing Sheets



(56)

References Cited

U.S. PATENT DOCUMENTS

5,978,972 A 11/1999 Stewart et al.
 6,427,253 B1 8/2002 Penny
 6,428,494 B1* 8/2002 Schwenn A61F 5/05891
 2/414
 6,493,881 B1 12/2002 Picotte
 6,530,092 B2 3/2003 Pope
 6,592,536 B1* 7/2003 Argenta A61F 5/05891
 602/17
 6,625,820 B1 9/2003 Lampe
 D495,057 S* 8/2004 McCoy D24/190
 6,939,316 B2 9/2005 Sklar et al.
 7,036,156 B2 5/2006 Lahman et al.
 7,103,923 B2 9/2006 Picotte
 7,563,237 B1 7/2009 Murphy
 7,761,933 B2 7/2010 Pham
 D716,957 S* 11/2014 Chiang D24/191

9,173,763 B2* 11/2015 Gilmer A61F 5/05883
 2005/0193477 A1* 9/2005 Penny A63B 71/10
 2/411
 2007/0199151 A1 8/2007 Brown et al.
 2013/0046219 A1 2/2013 Mendez et al.
 2014/0373278 A1* 12/2014 Scott A61F 5/3707
 5/640
 2015/0100007 A1* 4/2015 Gilmer A61F 5/05883
 602/17
 2015/0230959 A1* 8/2015 Gilmer A61F 5/0102
 602/17

OTHER PUBLICATIONS

International Search Report and Written Opinion for International Application No. PCT/US2014/058709, mailing date Jan. 14, 2015, 8 pages.

* cited by examiner

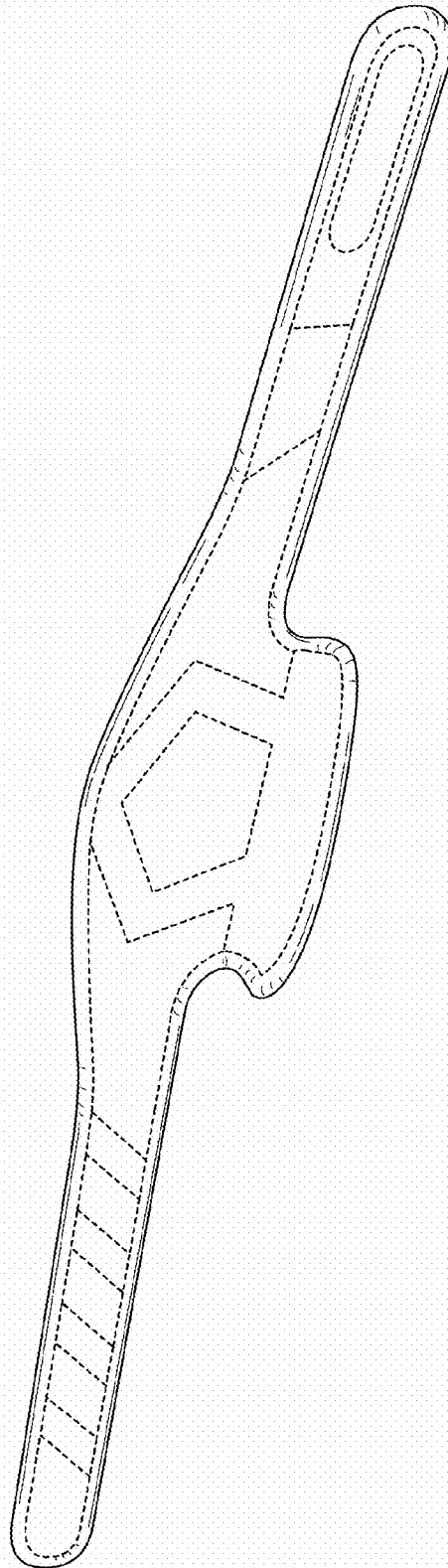


FIG. 1

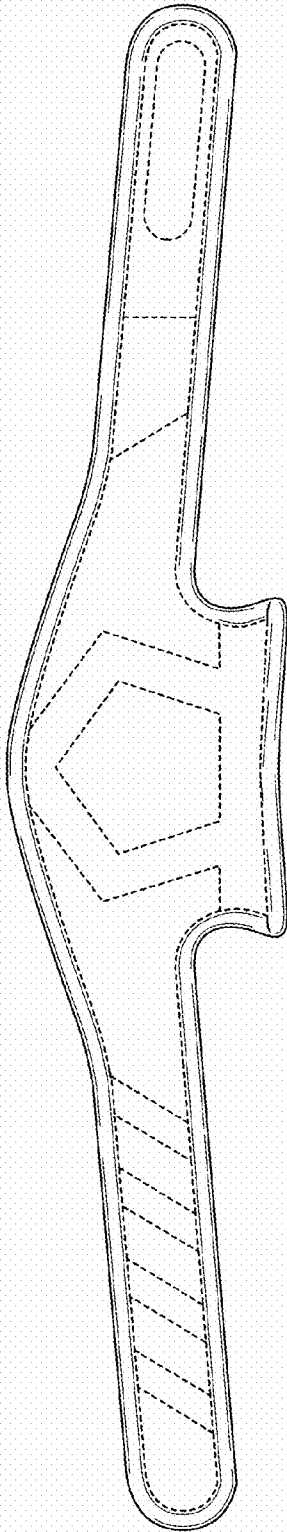


FIG. 2

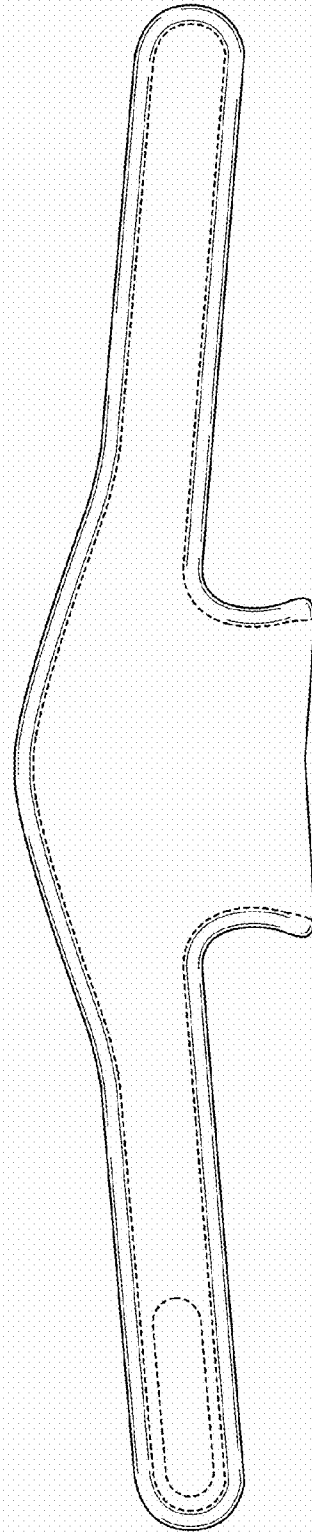


FIG. 3




FIG. 4

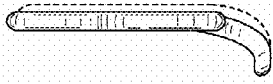


FIG. 5

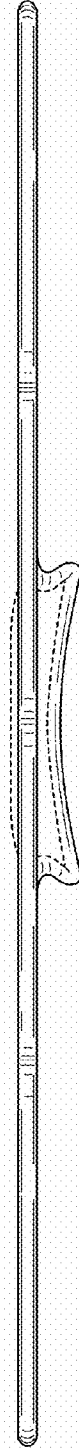


FIG. 6




FIG. 7

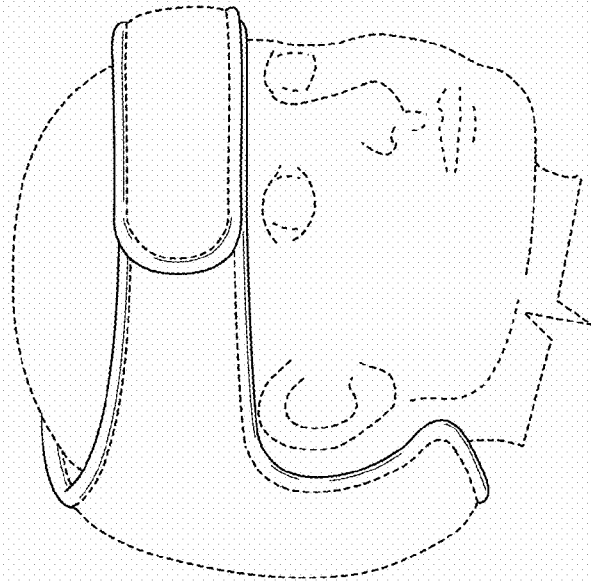


FIG. 8