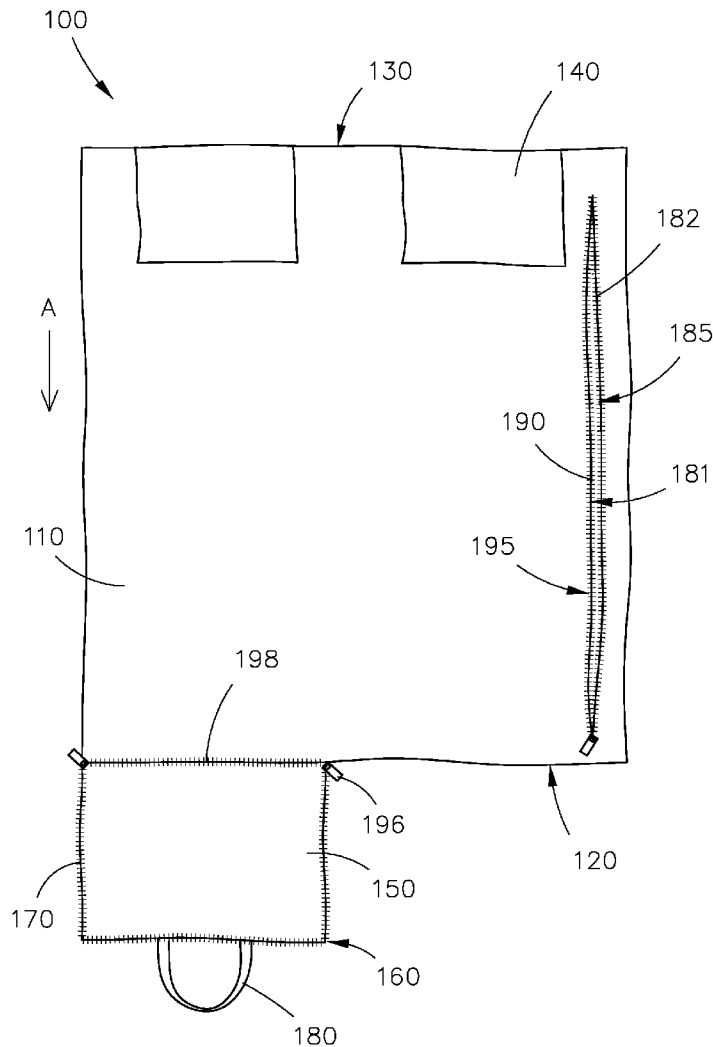




US 20160166093A1

(19) **United States**(12) **Patent Application Publication**
Wong-Shaw et al.(10) **Pub. No.: US 2016/0166093 A1**(43) **Pub. Date: Jun. 16, 2016**(54) **FOLDABLE BLANKET AND PILLOW
SYSTEM**(71) Applicants: **Karen Wong-Shaw, Ajax (CA); Dervan
Shaw, Ajax (CA)**(72) Inventors: **Karen Wong-Shaw, Ajax (CA); Dervan
Shaw, Ajax (CA)**(21) Appl. No.: **14/572,175**(22) Filed: **Dec. 16, 2014****Publication Classification**(51) **Int. Cl.**
A47G 9/10 (2006.01)
A47G 9/04 (2006.01)
A47G 9/02 (2006.01)(52) **U.S. Cl.**CPC **A47G 9/1045** (2013.01); **A47G 9/0223**
(2013.01); **A47G 9/04** (2013.01)(57) **ABSTRACT**

A hospitality accessory comprising a first portion of fabric designed to accommodate two people lying down and a pair of pillows coupled thereto. A first rectangular portion of fabric is coupled to the first portion and includes a first handle and a first set of zipper teeth located around at least a part of the first rectangular portion. A second rectangular portion of fabric is coupled to the first portion and includes a second handle and a second set of zipper teeth located around at least a part of the second rectangular portion. The second set of zipper teeth can mate with the first set of zipper teeth such that when said first and second sets of zipper teeth mate, the first and second rectangular portions accommodate insertion of the first portion of fabric and the pair of pillows, and the first and second handles are aligned.



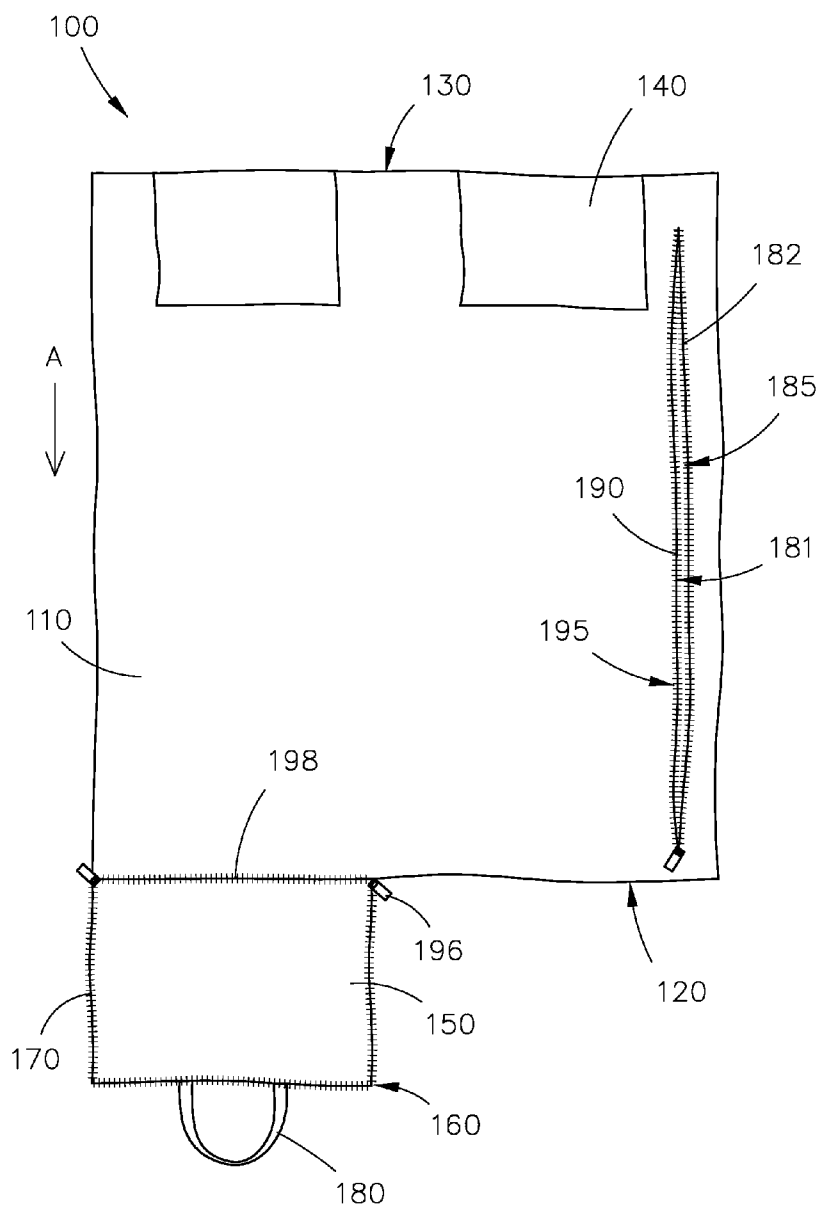


Fig. 1

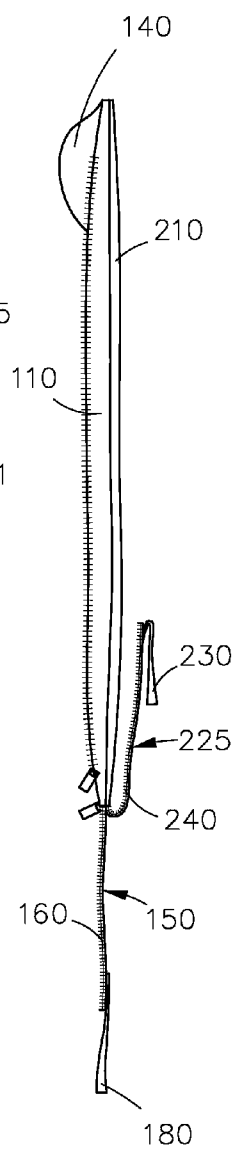


Fig. 2

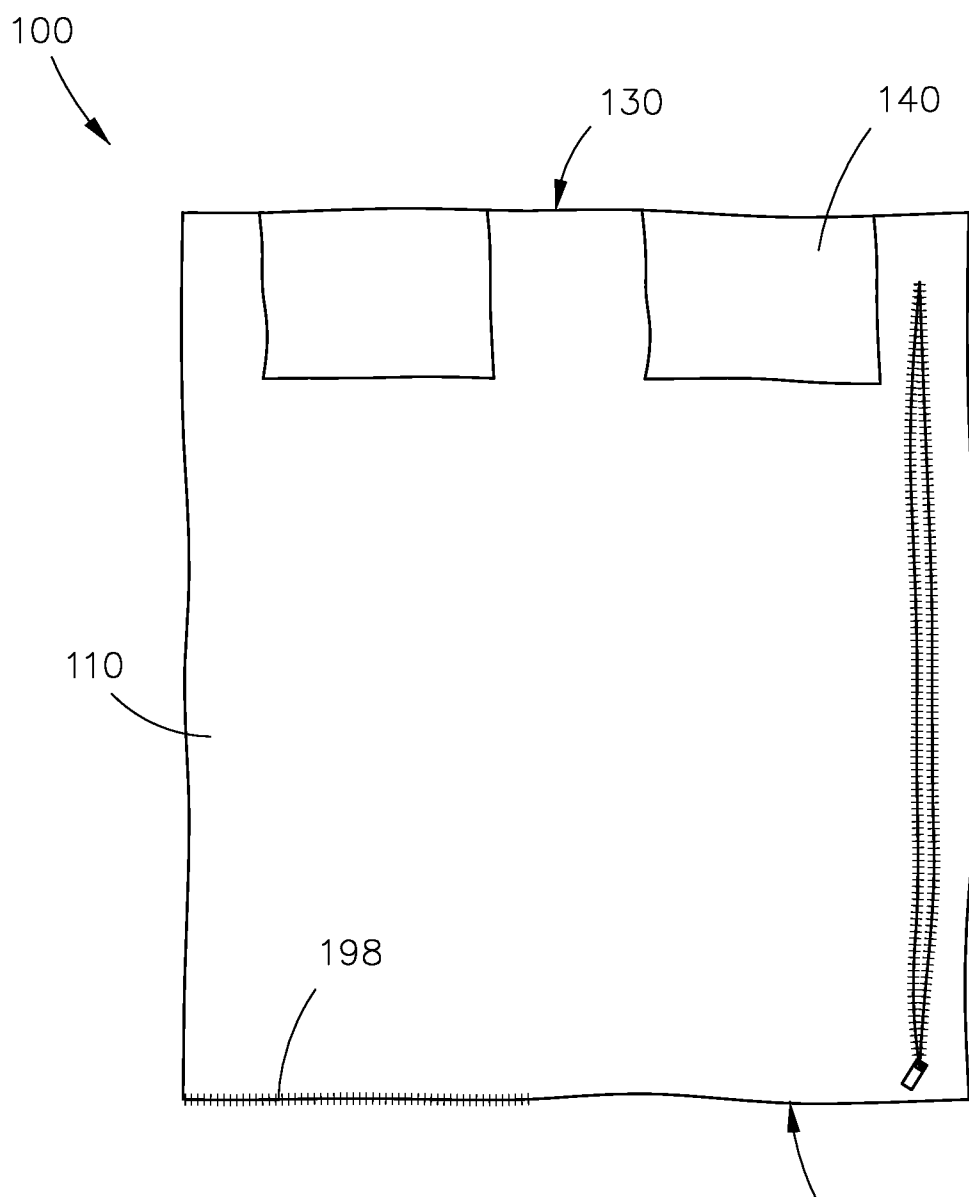
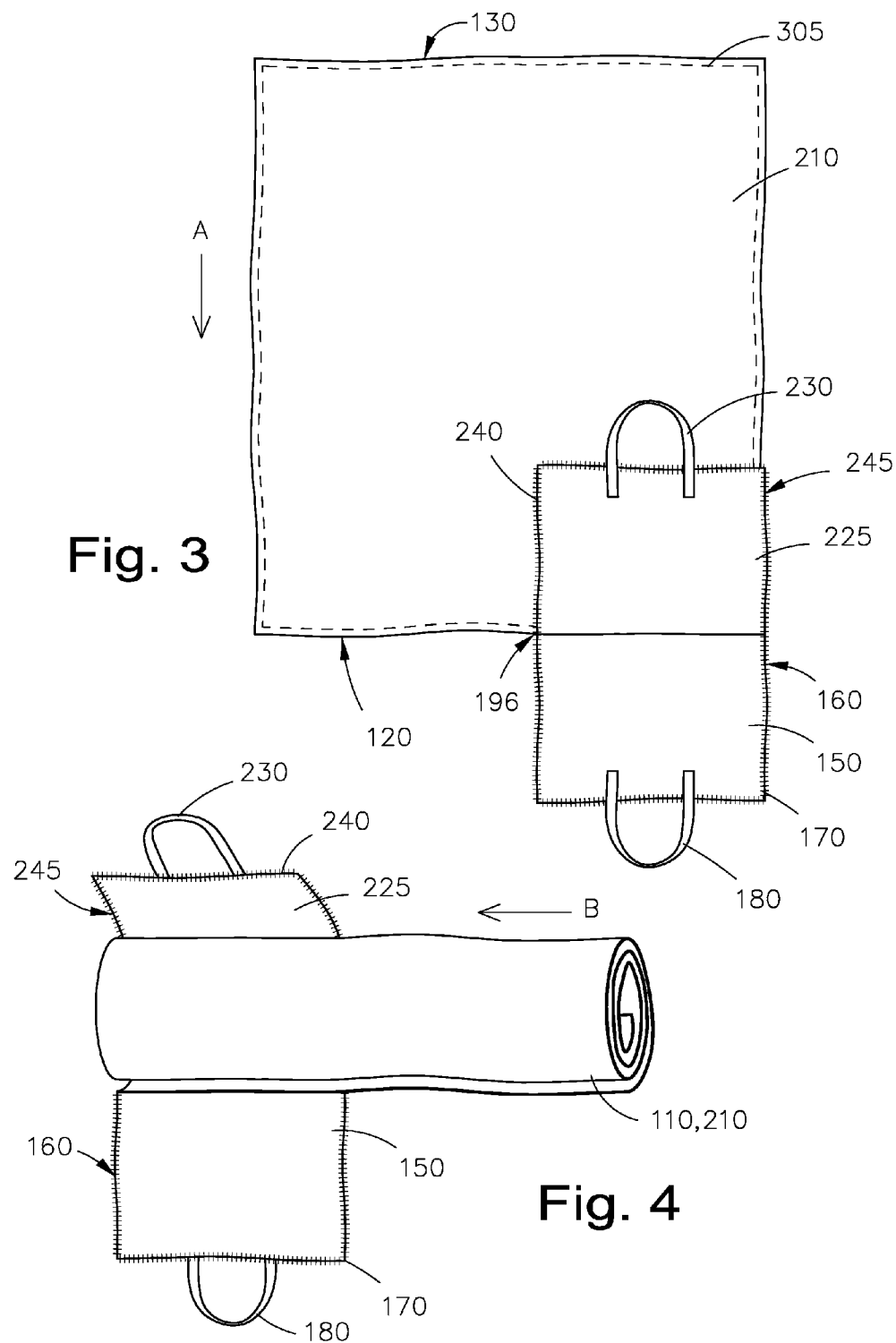


Fig. 1A



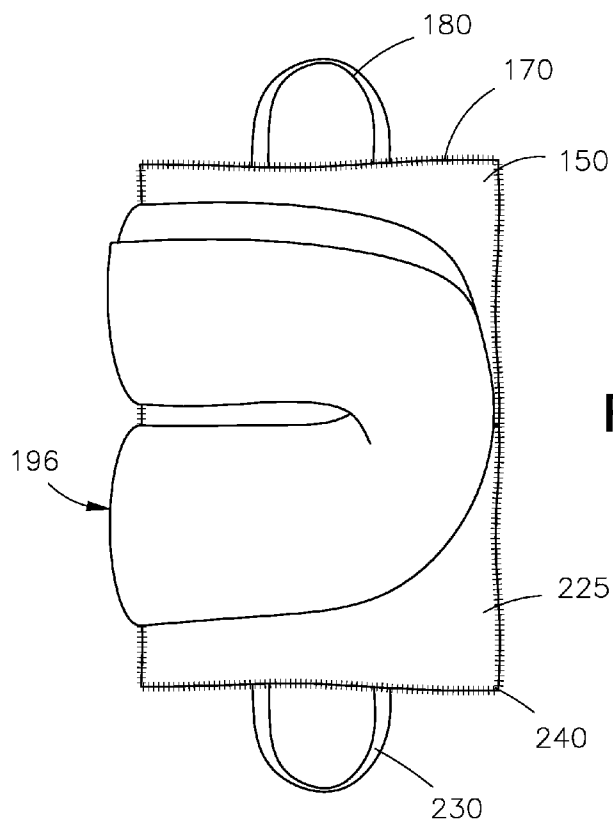


Fig. 5

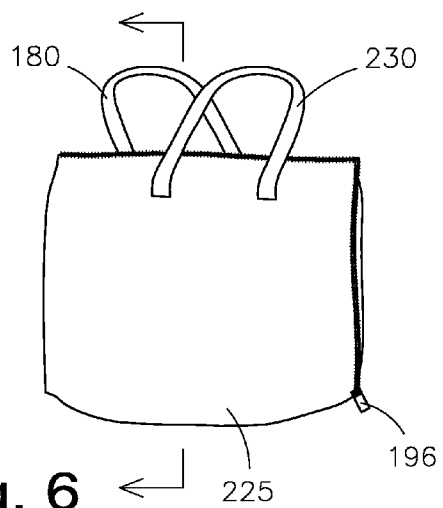


Fig. 6

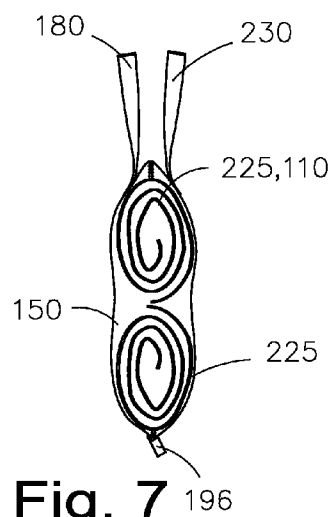


Fig. 7

FOLDABLE BLANKET AND PILLOW SYSTEM

CROSS-REFERENCE TO RELATED APPLICATIONS

[0001] Not Applicable.

STATEMENT REGARDING FEDERALLY SPONSORED RESEARCH OR DEVELOPMENT

[0002] Not Applicable.

INCORPORATION BY REFERENCE OF MATERIAL SUBMITTED ON A COMPACT DISC

[0003] Not Applicable.

TECHNICAL FIELD

[0004] The present invention relates to the field of hospitality and leisure, and more specifically to the field of hospitality and leisure accessories.

BACKGROUND

[0005] A common way of entertaining involves going outdoors and enjoying the outside environment by having picnics, spending time in a natural environment and laying in the fresh air. Often, when spending time outdoors, individuals decide to lay blankets or large sheets on the ground to protect their bodies from the ground. People typically desire to protect themselves from the ground or floor because the ground or floor may be wet, filled with dirt or jagged objects, or simply because the ground is uncomfortable to sit or lay on. Additionally, people may desire to protect themselves from ants or other insects on the ground or floor. Outdoor-goers may also use pillows or cushions so that they can rest their head while lying on the sheet or blanket. Using a pillow can also help to avoid head and neck pain that comes about when there is no neck support available. Additionally, outdoor goers may also use pillows or cushions as a well as a blanket on the ground for sleeping overnight to provide a cushioned area for their neck and back.

[0006] In the past, when people have used conventional sheets or blankets, such sheets or blankets may become wet or moist when the ground is wet or water-logged, thereby decreasing the pleasure derived from laying or sitting on a sheet or blanket. Another problem associated with taking a sheet or blanket and pillows to an outdoor picnic or get-together is the need for an additional bag in which to carry such sheet or blanket. Having a need for an additional bag to carry the sheet or blanket and pillows requires a user to purchase or locate an additional bag or carrying case in which to transport the blanket or sheet and pillows. This can be burdensome and time-consuming.

[0007] Yet another problem associated with having to purchase an additional bag or carrying case is the fact that an additional carrying case may get lost outdoors when the sheet or blanket and pillows are in use during the picnic or get-together. Additionally, another problem associated with the additional bag is the fact that a user may not have enough storage space, such as during a crowded concert, to store such bag or carrying case.

[0008] Therefore there exists a need for improvements over the prior art, and more particularly for a more efficient and user-friendly way for outdoor-goers to enjoy a blanket and

pillows in an outdoor environment. Additionally, there is also a need for more efficient and user-friendly way for people to have a cushioned area and pillows for overnight indoor guests. Further, there is a need for a product with the same functions as a typical inflatable bed, but without the drawbacks of dealing with air leaks, long set up times, and awkward storage of same.

SUMMARY

[0009] In one embodiment, a hospitality accessory is disclosed. The hospitality accessory includes a first portion of fabric designed to accommodate two people lying down. A second portion of fabric having water resistant properties may be coupled to a bottom surface of the first portion of fabric. On a top surface of the first portion of fabric is a pair of pillows arranged adjacent to each other. The accessory also includes a first rectangular portion of fabric (or a first side of a carrying bag) coupled to the first portion. The first rectangular portion includes a first handle and a first set of zipper teeth located around at least a part of a circumference of the first rectangular portion. A second rectangular portion of fabric (or second side of a carrying bag) is also coupled to the first portion. The second rectangular portion includes a second handle and a second set of zipper teeth located around at least a part of a circumference of the second rectangular portion. The second set of zipper teeth is configured for mating with the first set of zipper teeth. When the second set of zipper teeth is mated with the first set of zipper teeth, the first and second rectangular portions accommodate insertion of the first portion of fabric and the pair of pillows, and the first and second handles are aligned. The hospitality accessory allows for the first and second portions of fabric to be rolled up between the first and second rectangular sections of fabric, and after which the first and second rectangular sections of fabric can be zipped together allowing a user to create a carrying bag having the first and second portions of fabric therein.

[0010] Additional aspects of the disclosed embodiment will be set forth in part in the description which follows, and in part will be obvious from the description, or may be learned by practice of the disclosed embodiments. The aspects of the disclosed embodiments will be realized and attained by means of the elements and combinations particularly pointed out in the appended claims. It is to be understood that both the foregoing general description and the following detailed description are exemplary and explanatory only and are not restrictive of the disclosed embodiments, as claimed.

BRIEF DESCRIPTION OF THE DRAWINGS

[0011] The accompanying drawings, which are incorporated in and constitute part of this specification, illustrate disclosed embodiments and together with the description, serve to explain the principles of the invention. The embodiments illustrated herein are presently preferred, it being understood, however, that the invention is not limited to the precise arrangements and instrumentalities shown, wherein:

[0012] FIG. 1 is an illustration of a top view of the hospitality accessory in the fully open position, in accordance with one embodiment.

[0013] FIG. 1A is an illustration of a top view of the hospitality accessory in the fully open position with the first and second rectangular sections of fabric out of view, in accordance with one embodiment.

[0014] FIG. 2 is an illustration of a side view of the hospitality accessory in the fully open position, in accordance with one embodiment.

[0015] FIG. 3 is an illustration of a bottom view of the hospitality accessory in the fully open position, in accordance with one embodiment.

[0016] FIG. 4 is an illustration of a top perspective view of the hospitality accessory in a partially rolled-up position, in accordance with one embodiment.

[0017] FIG. 5 is an illustration of a perspective view of the hospitality accessory in a fully rolled-up position, in accordance with one embodiment.

[0018] FIG. 6 is an illustration of a perspective view of the hospitality accessory in a carrying position, in accordance with one embodiment.

[0019] FIG. 7 is an illustration of a cross-sectional side view of the hospitality accessory in a carrying position, in accordance with one embodiment.

DETAILED DESCRIPTION

[0020] The disclosed embodiments improve upon the problems with the prior art by providing a hospitality accessory that provides a water resistant layer such that a user can enjoy the outdoors and lay on the ground without having to decrease such user's enjoyment. The disclosed embodiments also provide a user with a hospitality accessory that decreases the amount of space required to store a bag when a user is utilizing a blanket or sheet on the ground. The disclosed embodiments also provide an accessory that prevents the user from losing a bag or having it stolen. Yet another improvement over the prior art is that the disclosed embodiments decrease the amount of time a user would have to search for a bag in order to store a blanket or sheet used for the outdoors. Yet another improvement over the prior art is that the present invention provides a cost-effective system for storing and providing a system for having a bed for guests to comfortably sleep indoors.

[0021] Referring now to the Figures, FIG. 1 is a top view of the hospitality accessory in a fully open position according to one embodiment. The hospitality accessory includes a first portion of fabric 110. The first portion of fabric may include a blanket, quilt, sheet, sleeping bag etc. In the present embodiment, the first portion of fabric is a rectangular shape, however, other shapes may be used. The first portion of fabric is sized such that it accommodates at least one person lying down. The first portion of fabric has a top end 130 opposing a bottom end 120. Proximate to the top end of the first portion is at least one pillow 140 coupled to the top surface of the first portion of fabric. In the present embodiment, a pair of pillows arranged adjacent to each other is shown. However, for larger sized portions of fabric or blankets, greater amounts of pillows may be attached to the top surface of the first portion of fabric. Each pillow may be removably coupled to the top surface of the first portion by a fastener, such as a button, hook and loop fastener, snap, zipper, etc. In other embodiments, each pillow may be sewn onto or integral with the first portion of fabric.

[0022] In other embodiments, the pillow may be replaced with a pillow pouch or case having a pouch opening through which a pillow bag filled with stuffing may be inserted into the pillow pouch. A pouch may also be removably coupled such that it allows a user to move the pillow pouches as well as to easily clean the individual pillow pouches. The pouch opening of the pillow pouch or pillow case may be closed by using

a fastener, such as a snap, zipper, button, or a flap etc. Such mechanisms for closing a pillow pouch or pillow case is well known to those skilled in the art.

[0023] A first rectangular portion of fabric 150, or first peripheral portion of fabric, is coupled to the bottom end 120 of the first portion. In other embodiments (not shown) the first peripheral portion of fabric may be different geometrical shapes such as triangles, circles, polygons etc. The first rectangular portion of fabric or first peripheral portion of fabric acts as a first-half of a carrying bag. First rectangular portion of fabric has a circumference or perimeter 160. Attached proximate to an end of first rectangular portion of fabric or carrying bag is a first handle 180. In the present embodiment, the handle is coupled to an outside surface of the first rectangular portion of fabric (illustrated in FIGS. 2 and 3). In the present embodiment each handle is a U-shaped handle. A first set of zipper teeth 170 is located along at least part of the circumference or perimeter of the first rectangular portion.

[0024] FIG. 1 also illustrates an opening 181 proximate to a side of the first portion of fabric. The opening can be closed using a closing device such as a fastener such as a snap, button, etc. In the present embodiment, the closing device is a zipper, wherein a first set of zipper teeth 182 is located along a portion or part of the first edge 185 of the opening and a second set of zipper teeth 190 is located along a portion or part of the second edge 195 of the opening. In other embodiments (not shown), the closing device is a plurality of fasteners, wherein a first part of each fastener is positioned proximate to the first edge of the opening and a second part of each fastener is positioned proximate to the second edge of the opening. In one embodiment (not shown), the fastener comprises a plurality of buttons and matching button holes, wherein each button hole is positioned proximate to a first edge of the opening and each button is positioned proximate to a second edge of the opening and aligned such that each button corresponds with a button hole. The hospitality device may contain more than one opening and may also be located in various positions on the first portion of fabric, such as parallel to the bottom end of the first portion or along the long side of the first portion.

[0025] FIG. 2 is a side view of the hospitality accessory in accordance with one embodiment. Illustrated in FIG. 2 is a second portion of fabric 210 coupled to the bottom surface of the first portion of fabric. The second portion of fabric covers substantially the entire bottom surface of the first portion of fabric. The second portion of fabric may be formed from a water resistant and wipe-able material such that when hospitality accessory is positioned on the ground, with the second portion of fabric adjacent to the ground, the water resistant material facilitates preventing the hospitality accessory from becoming damp or wet or dirty.

[0026] In FIG. 2, the first rectangular section of fabric 150 is extended away from the bottom end of the first portion of fabric. FIG. 2 also illustrates a second rectangular portion of fabric 225 (or second peripheral portion of fabric) coupled to the bottom end of the first portion of fabric. In FIG. 2, the second rectangular portion of fabric is tucked under the first portion of fabric and abuts the second portion of fabric. Similar to the first rectangular portion of fabric, the second rectangular portion of fabric has a perimeter or circumference (shown in FIG. 3 as 245) having a second set of zipper teeth 240 along at least a part or portion of the perimeter or circumference. Attached proximate to an end of the second rectangular portion of fabric is a second handle 230. In the present

embodiment, the first and second handles are collapsible. FIG. 2 illustrates the second handle in a collapsed position abutting the outside surface of the second rectangular portion of fabric and the first handle 180 is in an extended position such that the handle extends beyond the first rectangular portion of fabric. The second set of zipper teeth is configured for mating with the first set of zipper teeth. The second rectangular portion of fabric (or second peripheral portion of fabric) acts as a second side of a carrying bag. As with the first peripheral section of fabric, the second peripheral section can have various geometrical shapes. The first and second peripheral portions of fabric may be removably attached to the bottom end of the first portion of fabric so that they can be removed when not in use. The first and second peripheral portions of fabric may be formed from leather, cotton, vinyl, polyester, quilt material, a water resistant material, or the like, such as plastic, rubber, etc. The first and second rectangular portions of fabric may be removably attached to the bottom end of the first portion of fabric by a fastener, such as a zipper, snap, etc.

[0027] FIG. 3 is a bottom view of hospitality accessory in a fully open position, according to one embodiment. FIG. 3 illustrates the water resistant second portion of fabric or layer 210. The second portion of fabric can be coupled along the perimeter of the first section of fabric. In the present embodiment, the perimeters of the first and second sections of fabric are sewn together as shown by stitches 305. However, other means of coupling such as glue, buttons, staples, etc. may be used. Coupling the first and second sections at the perimeter allows a user to optionally insert additional padding, such as a duvet, an additional blanket, etc. into the opening 181 of the first portion of fabric such that the additional padding is inserted between the first and second portions of fabric.

[0028] Also illustrated in FIG. 3 is the first handle 180 in the fully extended position attached to a back or outside surface of the first rectangular portion of fabric 150 near or proximate to one end of the first rectangular portion. Also illustrated is the second handle 230 in the fully extended attached to the back or outside surface of the second rectangular portion of fabric 225 near or proximate to an end of the second rectangular portion. Also illustrated are the first set of zipper teeth 170 located around at least a part of portion of the circumference of the first rectangular section and the second set of zipper teeth 240 located around at least a part or portion of the circumference or perimeter of the second rectangular section. The zipper slider body 196 is also shown.

[0029] The operation and use of the hospitality accessory will now be explained. Referring to FIG. 1, when the hospitality accessory is in the fully open position, the device comfortably allows at least two people to lay down. When laying down, a person can rest his or her head on the pillow 140. If a person desires to have additional padding, a person may insert into opening 181 of the first portion of fabric or blanket and additional duvet or padding after which he or she may close the opening using a closing device such as a zipper, plurality of buttons, snaps, fasteners etc. As illustrated in FIGS. 1 and 2, the first rectangular portion of fabric or first side of the carrying bag is extended away from the bottom end of the first portion of fabric and the second rectangular portion of fabric or second side of the carrying bag is tucked under the first portion of fabric and abuts the second portion of fabric 210.

[0030] FIG. 1A, illustrates the hospitality accessory 100 with both the first 150 and second rectangular portions 225 of fabric tucked under the first and second portions of fabric.

When in use, a user may also tuck or fold the first and second rectangular portions of fabric under the first portion of fabric as shown in FIG. 1A. This allows for an increased use of space surrounding the hospitality accessory while keeping the carrying bag safe from theft. Additionally, the invention may be used as an indoor bed with pillows that can be easily set up. Unlike inflatable beds, the present invention does not have to be blown up with air in order for an individual to use the invention. Further, unlike inflatable beds, the present invention does not take an inordinate amount of time to set up, doesn't deflate, doesn't produce air leaks and is easy to store away without taking up much space. It should be noted that the first and second rectangular sections (both sides of the carrying bag) are made for material commonly used for bags or carrying cases such as leather, cotton, polyester, water resistant material, such as rubber, plastic, etc. Additionally, the first and second rectangular sections can also be water resistant and cleanable or wipe-able for easy cleaning. Additionally, both sides of the carrying bag can be joined together. The first portion of fabric is attached to an end of the first rectangular portion of fabric. In the present embodiment, the first portion of fabric is attached to the first rectangular section by a set of zipper teeth 198, wherein a first set of zipper teeth is attached to a portion of the bottom end of the first portion of fabric and a second set of zipper teeth is attached to an end of the first rectangular section. In the present embodiment, the first portion of fabric is removably attached to the carrying bag however in other embodiments (not shown) the first second portions of fabric can be permanently attached to the carrying bag.

[0031] Referring to FIG. 1, in order to change the hospitality accessory from the open position to the carrying position, first, a user rolls-up or folds the top end 130 of the first and second portions of fabric towards the bottom end 120 in the direction of line A. FIG. 4 is a top perspective view of the hospitality accessory having the first and second portions of fabric rolled up and resting on the inside sides of the first 150 and second 225 rectangular portions of fabric (the first and second sides of the carrying case or bag). After rolling up the first and second portions of fabric, the first and second portions of fabric should then be rolled up or folded towards the first and second rectangular portions of fabric in the direction of line B such that the substantially all of the first and second portions of fabric are resting on the inside sides of the carrying bag.

[0032] FIG. 5 is a top perspective view of the hospitality accessory having substantially all of the first and second portions of fabric rolled up and resting on the first and second rectangular portions of fabric. Once the first and second portions of fabric are in this position, a user may apply force to the zipper slider 196 in order to zip up or mate the first set of zipper teeth with the second set of zipper teeth so that the first and second rectangular portions of fabric (or first and second peripheral portions of fabric or first and second halves of the carrying bag) join together forming a carrying bag having the first and second portions of fabric and pair of pillows inside the carrying bag. FIG. 6 illustrates a perspective view of the hospitality accessory in the carrying position having the first and second rectangular portions of fabric zipped together forming a carrying case or bag and having the first and second portions of fabric held therein. FIG. 7 illustrates a cross-sectional side view of the hospitality device taken along a vertical line of FIG. 6 (see cross sectional vertical arrow in FIG. 6), in accordance with one embodiment of the present

invention. FIG. 7 illustrates the first and second portions of fabric and the pair of pillows are held within the carrying bag. FIG. 7 also illustrates the first handle 180 and second handle 230 are fully extended such that the handles align with each another. As mentioned above, the carrying bag may be removably attached to the first and second portions of fabric such that the carrying bag may be utilized away from the first and second portions of fabric.

[0033] Although specific embodiments of the invention have been disclosed, those having ordinary skill in the art will understand that changes can be made to the specific embodiments without departing from the spirit and scope of the invention. The scope of the invention is not to be restricted, therefore, to the specific embodiments. Furthermore, it is intended that the appended claims cover any and all such applications, modifications, and embodiments within the scope of the present invention.

We claim:

1. A hospitality accessory, comprising:
 - a first portion of fabric designed to accommodate two people lying down;
 - a pair of pillows coupled to said first portion of fabric, wherein said pillows are arranged adjacent to each other;
 - a first rectangular portion of fabric coupled to the first portion, the first rectangular portion including a first handle and a first set of zipper teeth located around at least a part of a circumference of the first rectangular portion;
 - a second rectangular portion of fabric coupled to the first portion, the second rectangular portion including a second handle and a second set of zipper teeth located around at least a part of a circumference of the second rectangular portion, wherein the second set of zipper teeth is configured for mating with the first set of zipper teeth; and
 - wherein when said second set of zipper teeth is mated with the first set of zipper teeth, the first and second rectangular portions accommodate insertion of the first portion of fabric and the pair of pillows, and the first and second handles are aligned.
2. A hospitality accessory of claim 1, wherein a second portion of fabric is coupled to a bottom surface of the first portion of fabric and wherein the second portion comprises a water resistant material.
3. A hospitality accessory of claim 2, wherein the second portion of fabric covers substantially the entire bottom surface of the first portion of fabric.
4. A hospitality accessory of claim 3, wherein the first portion of fabric has an opening through which an additional padding may be inserted between the first and second portions of fabric.
5. A hospitality accessory of claim 4, wherein the opening in the first portion of fabric may be closed by a closing device.
6. The hospitality accessory of claim 5, wherein the closing device is a zipper, wherein a first set of zipper teeth is located along a portion of a first edge of the opening and a second set of zipper teeth is located along a portion of a second edge of the opening.
7. The hospitality accessory of claim 5, wherein the closing device is a plurality of fasteners, wherein a first part of each fastener is positioned proximate to a first edge of the opening and a second part of each fastener is positioned proximate to a second edge of the opening.

8. A hospitality accessory, comprising:

- a first portion of fabric designed to accommodate at least one person lying down;
 - at least one pillow pouch for receiving a padding, wherein the pillow pouch is coupled to said first portion of fabric;
 - a first peripheral portion of fabric coupled to the first portion of fabric, the first peripheral portion including a first handle and a first part of at least one fastener located along a part of a circumference of the first peripheral portion;
 - a second peripheral portion coupled to the first portion of fabric, the second peripheral portion including a second handle and a second part of at least one fastener located along a part of a circumference of the second peripheral portion,
 - wherein the first part of each fastener is configured for mating with the second part of each fastener; and
 - wherein when said second part of each fastener is mated with the first part of each fastener, the first and second peripheral portions accommodate insertion of the first portion of fabric and each pillow pouch, and the first and second handles are aligned.
9. The hospitality accessory of claim 8, wherein a second portion of fabric is coupled to a bottom surface of the first portion of fabric and wherein the second portion comprises a water resistant material.
 10. The hospitality accessory of claim 9, wherein the second portion of fabric covers substantially all of the bottom surface of the first portion of fabric.
 11. The hospitality accessory of claim 9, wherein the first portion of fabric has an opening through which an additional padding may be inserted between the first and second portions of fabric.
 12. The hospitality accessory of claim 11, wherein the opening on the first portion of fabric may be closed by a closing device.
 13. The hospitality accessory of claim 12, wherein the closing device is a zipper, wherein a first set of zipper teeth is located along a portion of a first edge of the opening and a second set of zipper teeth is located along a portion of a second edge of the opening.
 14. The hospitality accessory of claim 13, wherein the closing device comprises a plurality of buttons and matching button holes, wherein each button hole is positioned proximate to a first edge of the opening and each button is positioned proximate to a second edge of the opening and aligned such that each button corresponds with a button hole.
 15. The hospitality accessory of claim 8, wherein the padding is a pillow bag including stuffing therein.
 16. The hospitality accessory of claim 8, wherein each peripheral portion of fabric has a rectangular shape.
 17. The hospitality accessory of claim 8, wherein each peripheral portion of fabric is removably attached to the first portion of fabric.
 18. The hospitality accessory of claim 8, wherein the at least one pillow pouch comprises two pillow pouches arranged adjacent to each other.
 19. A hospitality accessory, comprising:
 - a blanket designed for two people;
 - a pair of rectangular shaped pillow cases coupled to the blanket, wherein said pillow cases are arranged adjacent to each other, and wherein each pillow case has an opening adapted for receiving a pillow bag;

a pair of pillow bags including stuffing therein, wherein each pillow bag is adapted to be inserted into each pillow case;

a first half of a carrying bag coupled to the blanket, the first half including a first handle and a first set of zipper teeth located around at least a portion of a circumference of the first half;

a second half of the carrying bag coupled to the blanket, the second half including a second handle and a second set of zipper teeth located around at least a portion of a circumference of the second half, wherein the second set of zipper teeth is configured for mating with the first set of zipper teeth; and,

wherein when said second set of zipper teeth is mated with the first set of zipper teeth, the first and second halves of the carrying bag are mated and accommodate insertion of the blanket and the pair of pillow cases including the pillow bags, and the first and second handles are aligned.

20. The hospitality accessory from claim **19**, wherein the pillow cases are removably attached to the blanket and wherein the opening of each pillow case may be closed by a zipper or flap.

* * * * *