



US00D720209S

(12) **United States Design Patent**
Lowe

(10) **Patent No.:** **US D720,209 S**

(45) **Date of Patent:** **** Dec. 30, 2014**

(54) **DOOR WEDGE**

(71) Applicant: **Crispin Lowe**, Champigny sur Veude (FR)

(72) Inventor: **Crispin Lowe**, Champigny sur Veude (FR)

(**) Term: **14 Years**

(21) Appl. No.: **29/465,932**

(22) Filed: **Sep. 3, 2013**

(30) **Foreign Application Priority Data**

Mar. 1, 2013 (GB) 4027793

(51) **LOC (10) Cl.** **08-09**

(52) **U.S. Cl.**
USPC **D8/402**

(58) **Field of Classification Search**

CPC . E05F 5/06; E05Y 2900/531; E05Y 2201/21; E05C 17/203; E05C 17/36
USPC D8/307, 322, 395, 400-404, 499, 391, D8/393, 388, 360, 378, 356; D9/456, 614, D9/623, 628, 640, 673; 160/181; D21/385, D21/401, 418, 426, 430, 441, 447, 582; D14/223, 428; 16/71, 82, 83, 375, 342, 16/85, 86 R; D6/552; D11/82, 53, 89, 101, D11/96, 99, 154, 157; 292/343, 342, 288; D28/38, 39, 54.1; D7/550.1, 637, 691, D7/693

See application file for complete search history.

(56) **References Cited**

U.S. PATENT DOCUMENTS

D250,925 S *	1/1979	Flanigan et al.	D6/552
D274,395 S *	6/1984	Beaubian	D6/552
D408,532 S *	4/1999	Schmidt et al.	D14/428
D418,200 S *	12/1999	Ben-Tsur	D23/223
D488,361 S *	4/2004	Bertulis	D7/693
D497,292 S *	10/2004	Snell	D7/637
D532,657 S *	11/2006	Del Rosario	D7/637
D543,800 S *	6/2007	Kwan	D7/691
D612,510 S *	3/2010	Byle	D24/210
D615,886 S *	5/2010	Pallotto	D10/46.2
D617,391 S *	6/2010	Liu	D21/401
D681,397 S *	5/2013	Coyne	D7/550.1
D682,631 S *	5/2013	Kent	D7/691

* cited by examiner

Primary Examiner — Thomas Johannes

Assistant Examiner — Chelsea Sealey

(74) *Attorney, Agent, or Firm* — Renner, Otto, Boisselle & Sklar, LLP

(57) **CLAIM**

The ornamental design for a door wedge, as shown and described.

DESCRIPTION

FIG. 1 is a perspective view of a door wedge showing my new design;

FIG. 2 is a top view thereof;

FIG. 3 is a left side view thereof;

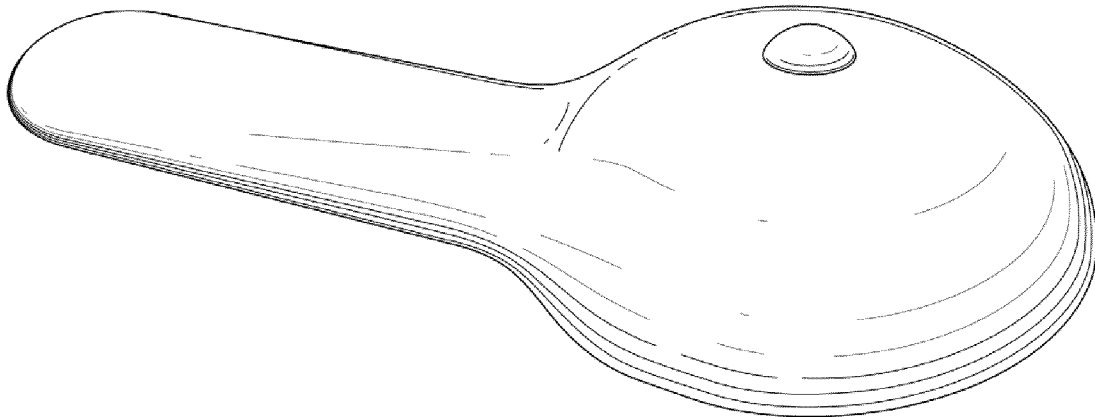
FIG. 4 is a right side view thereof;

FIG. 5 is a front view thereof; and,

FIG. 6 is a rear view thereof.

The bottom view is plain and unornamented and forms no parts of the claimed design.

1 Claim, 1 Drawing Sheet



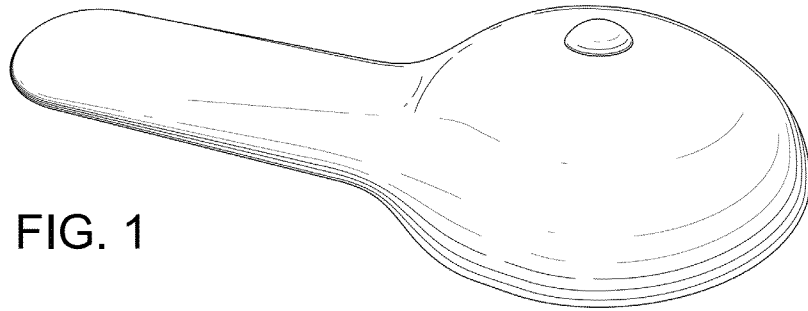


FIG. 1

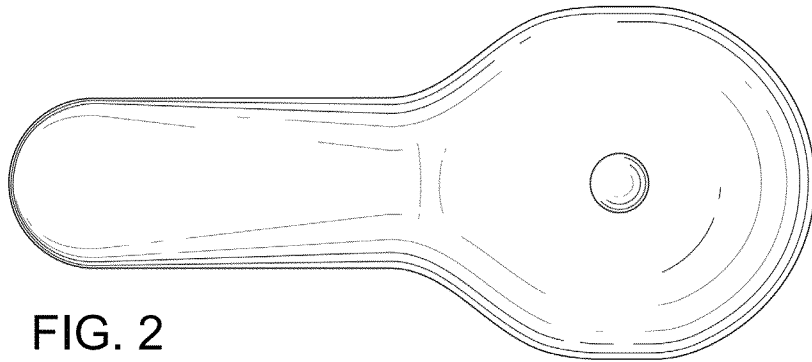


FIG. 2




FIG. 3




FIG. 4

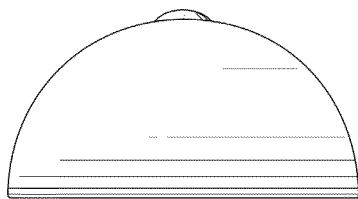


FIG. 5

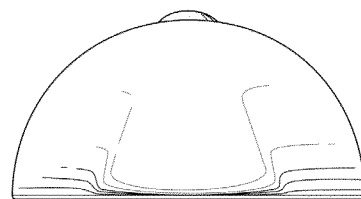


FIG. 6