



US00D458410S

(12) **United States Design Patent** (10) **Patent No.:** **US D458,410 S**
Shepperson (45) **Date of Patent:** **** Jun. 4, 2002**

(54) **RAZOR HANDLE**
(75) Inventor: **Ian Raymond Shepperson**, Ripley (GB)
(73) Assignee: **American Safety Razor Company**, Verona, VA (US)
(**) Term: **14 Years**

(21) Appl. No.: **29/147,367**
(22) Filed: **Aug. 29, 2001**
(51) **LOC (7) Cl.** **28-03**
(52) **U.S. Cl.** **D28/48**
(58) **Field of Search** D28/44-48; 30/32, 30/34.05, 47-51, 526, 527, 530-533; D4/104; D8/107, DIG. 4, DIG. 7

(56) **References Cited**
U.S. PATENT DOCUMENTS
2,370,815 A * 3/1945 Ross 30/74
D235,696 S * 7/1975 Krupski D28/48
D260,944 S * 9/1981 Gray D28/46
D305,265 S * 12/1989 Motta et al. D28/48
D355,049 S * 1/1995 Yasui D28/48
D373,904 S * 9/1996 Vanderhoef et al. D4/138
D403,114 S * 12/1998 Shurtleff D28/48
D415,317 S * 10/1999 Aiston D28/48
D421,155 S * 2/2000 Grange D28/48
D428,203 S * 7/2000 Zwonitzer et al. D28/48
D445,958 S * 7/2001 Dansreau et al. D28/48
D446,021 S * 8/2001 Jen D4/104
D446,351 S * 8/2001 Greene D28/46

FOREIGN PATENT DOCUMENTS
DE M 93 04 207 * 11/1993 28/3
XH DM/027 322 * 9/1993 28/3

* cited by examiner

Primary Examiner—Ted Shooman
Assistant Examiner—C Tuttle
(74) *Attorney, Agent, or Firm*—McDermott, Will & Emery

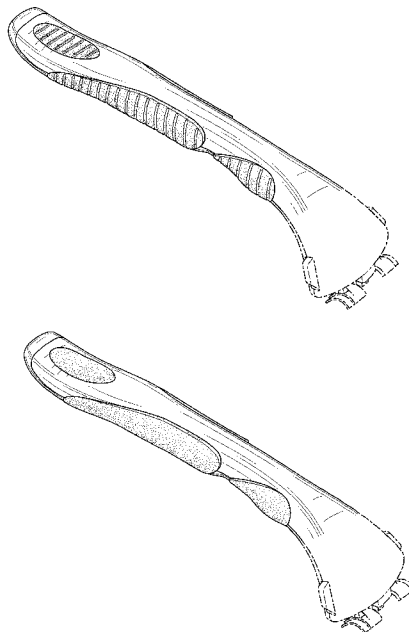
(57) **CLAIM**

An ornamental design for a razor handle, as shown and described in the drawings.

DESCRIPTION

FIG. 1 is a front perspective view of a first embodiment of the razor handle showing the new design;
FIG. 2 is a side view of the first embodiment of the razor handle;
FIG. 3 is a top view of the first embodiment of the razor handle;
FIG. 4 is a bottom view of the first embodiment of the razor handle;
FIG. 5 is a front view of the first embodiment of the razor handle;
FIG. 6 is a rear view of the first embodiment of the razor handle;
FIG. 7 is a front perspective view of a second embodiment of the razor handle showing the new design;
FIG. 8 is a side view of the second embodiment of the razor handle;
FIG. 9 is a top view of the second embodiment of the razor handle;
FIG. 10 is a bottom view of the second embodiment of the razor handle;
FIG. 11 is a front view of the second embodiment of the razor handle; and,
FIG. 12 is a rear view of the second embodiment of the razor handle.

1 Claim, 10 Drawing Sheets



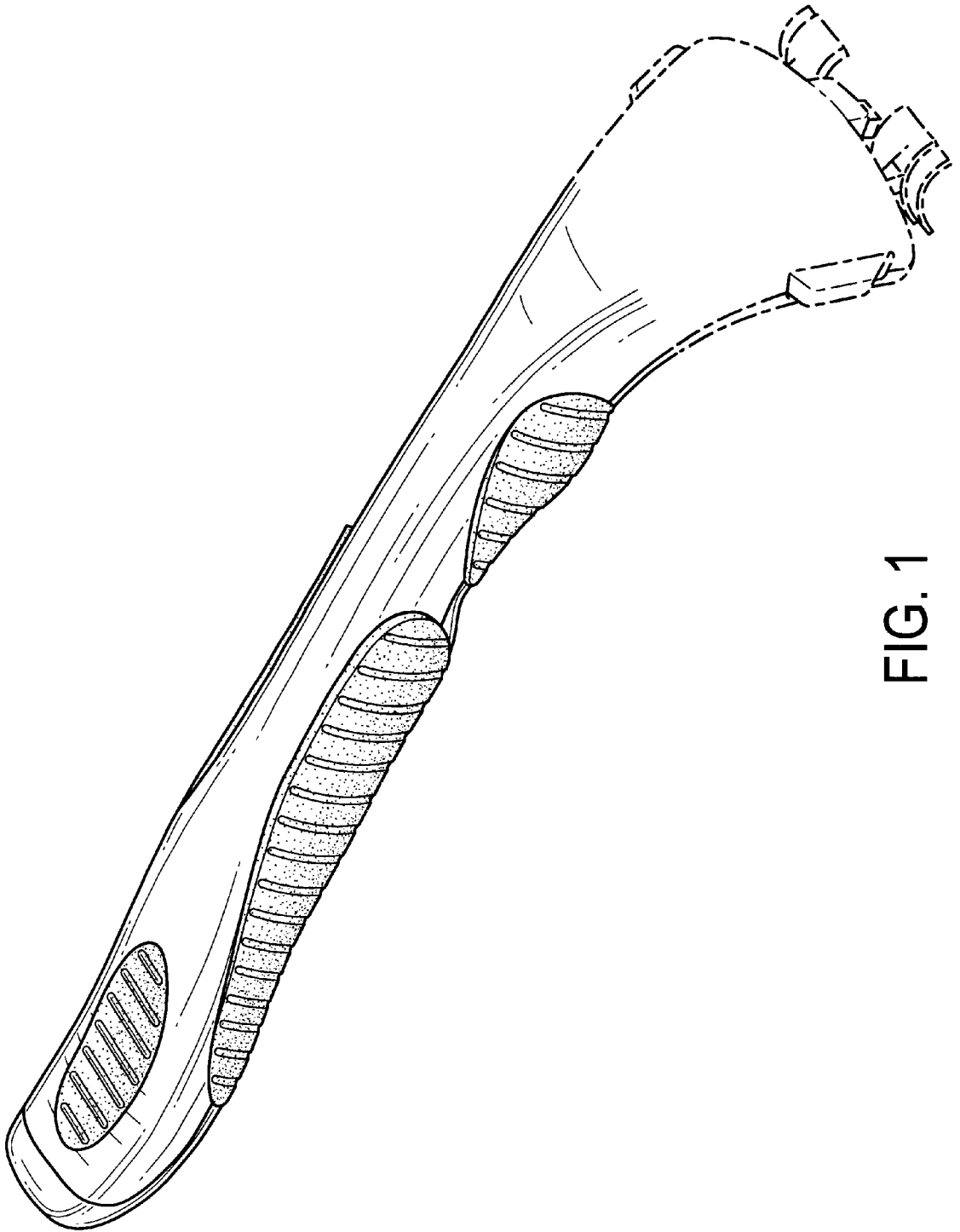


FIG. 1

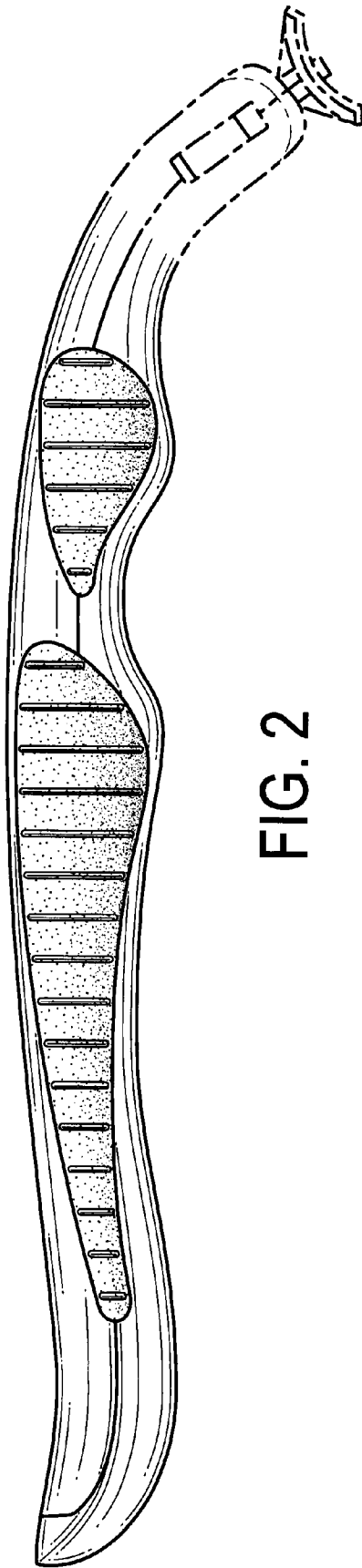


FIG. 2

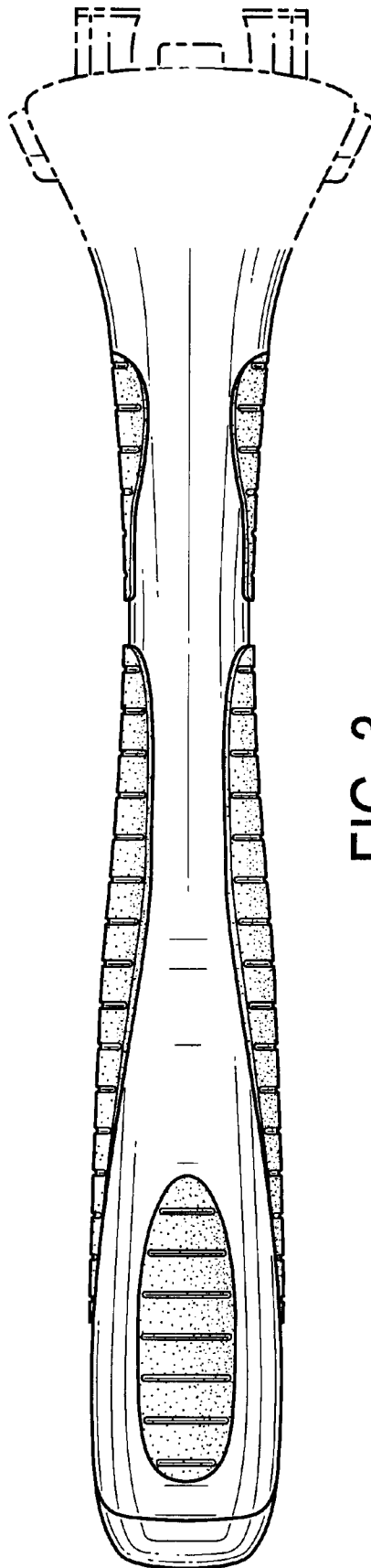


FIG. 3

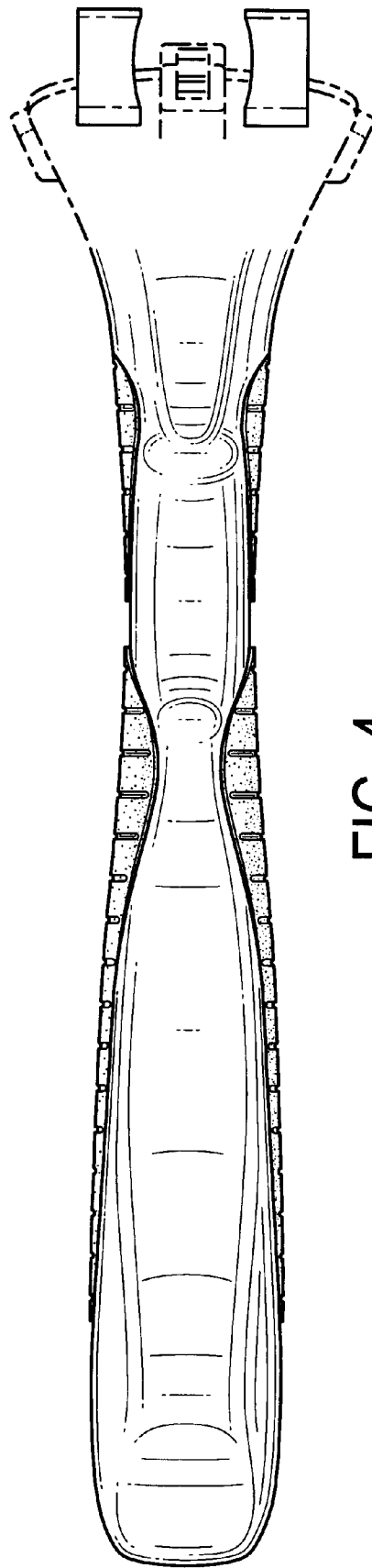


FIG. 4

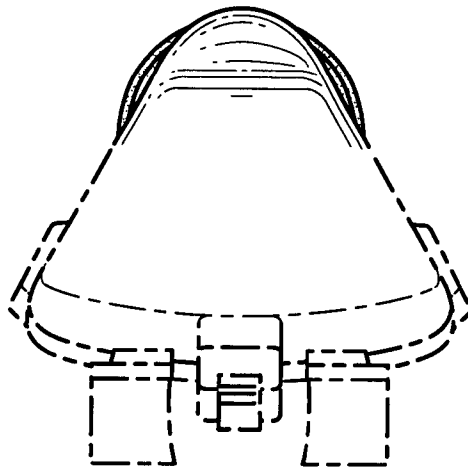


FIG. 5

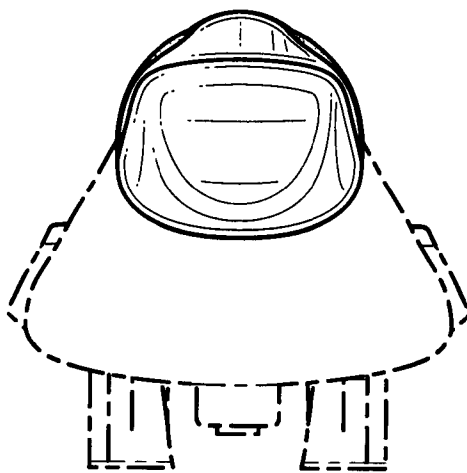


FIG. 6

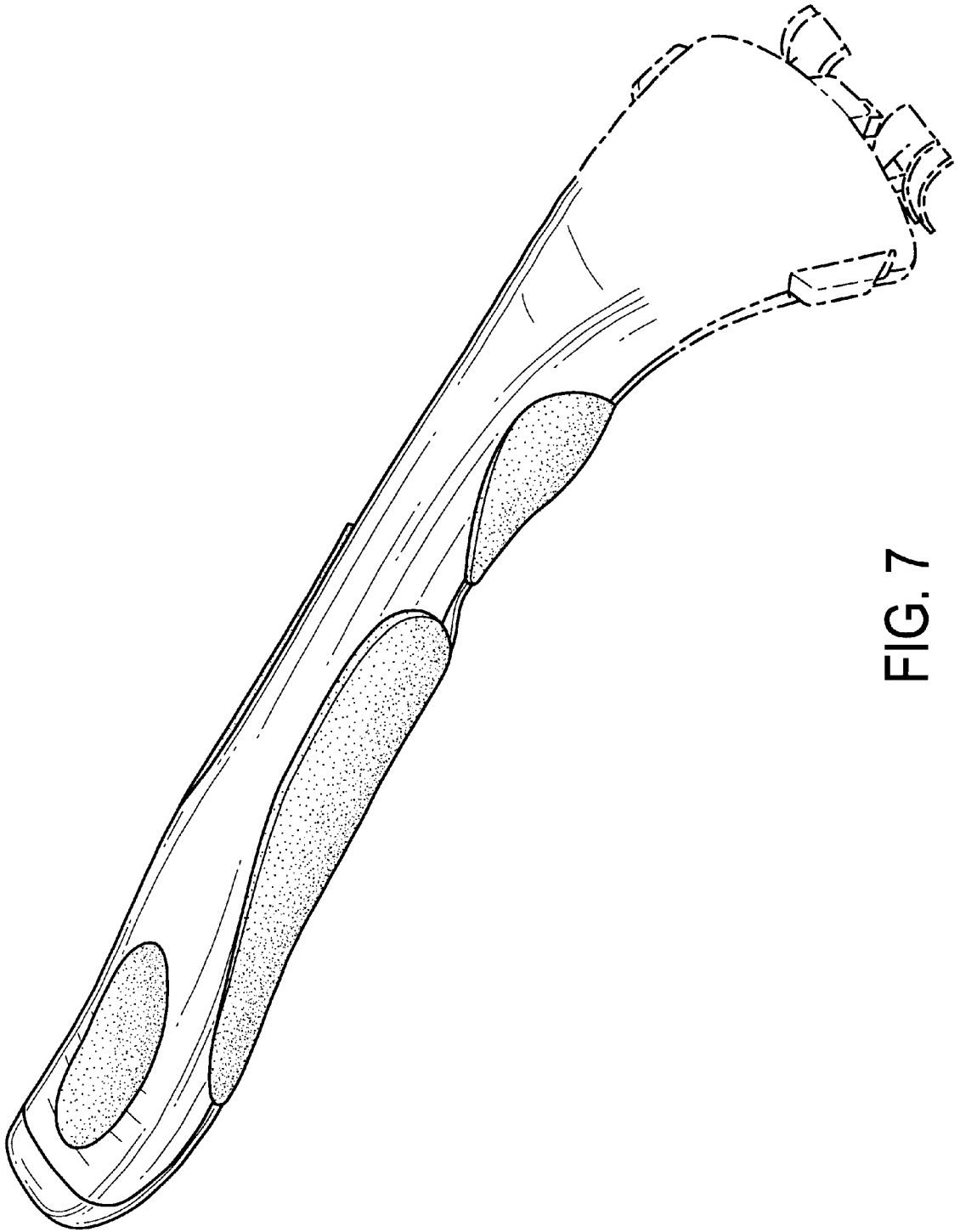


FIG. 7

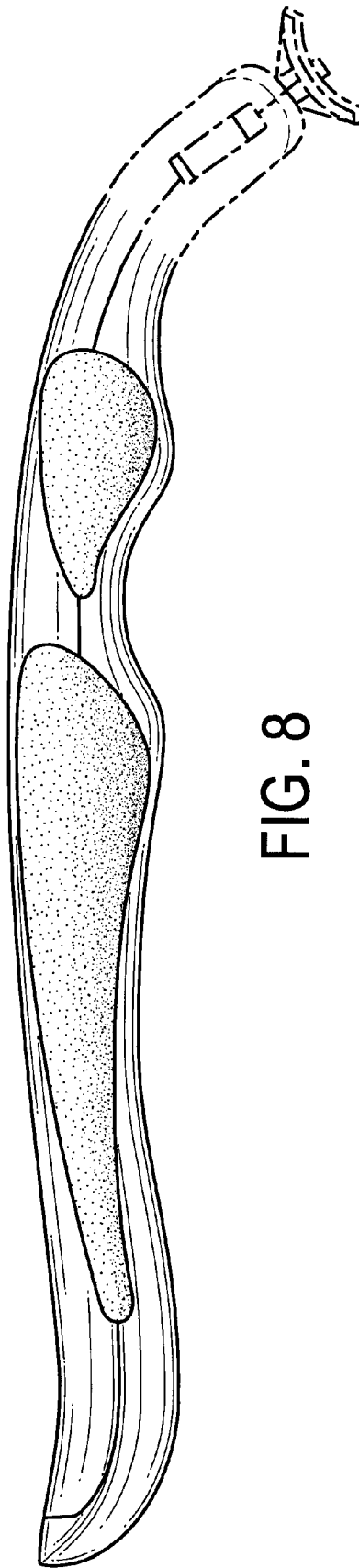


FIG. 8

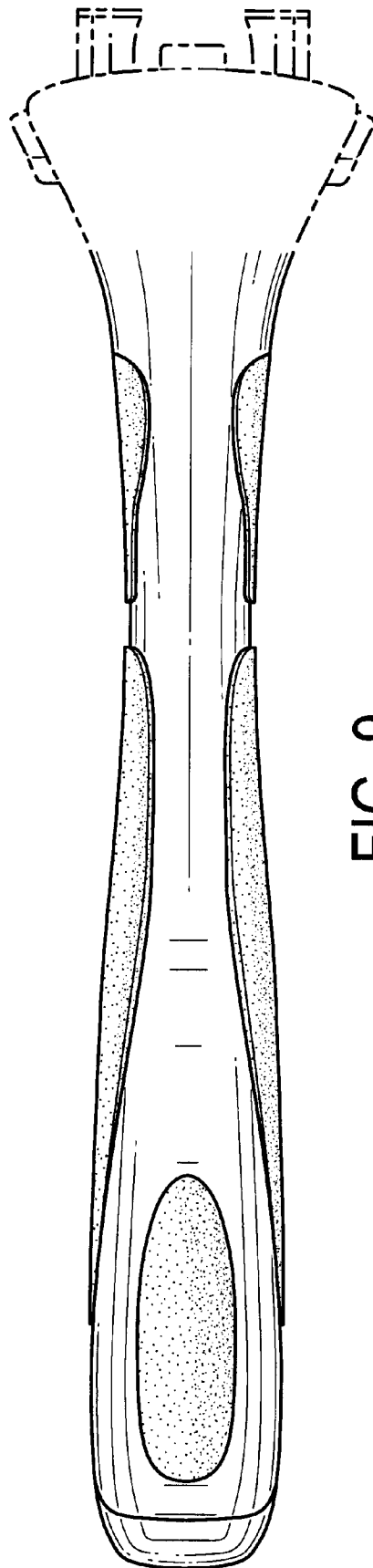


FIG. 9

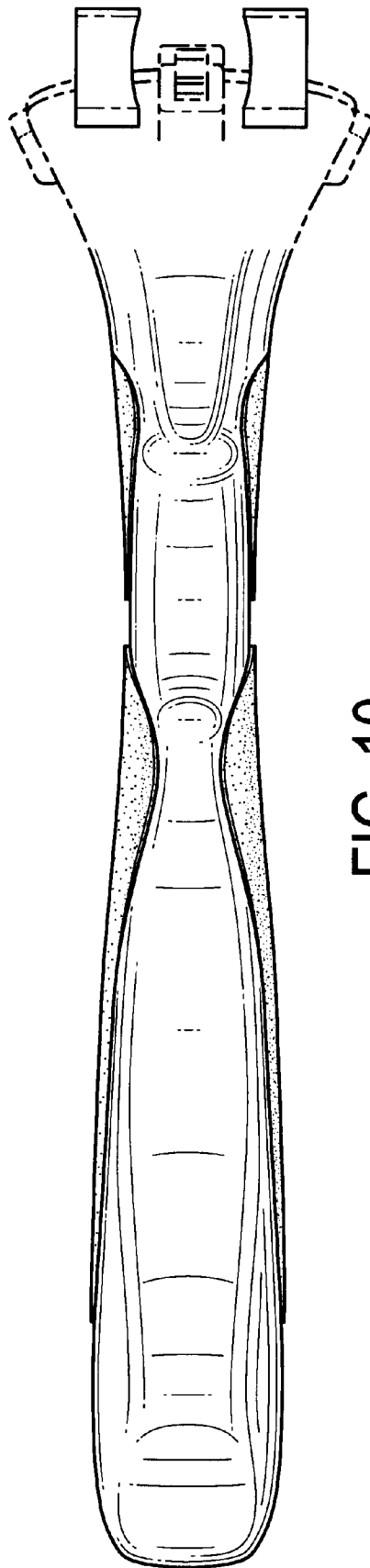


FIG. 10

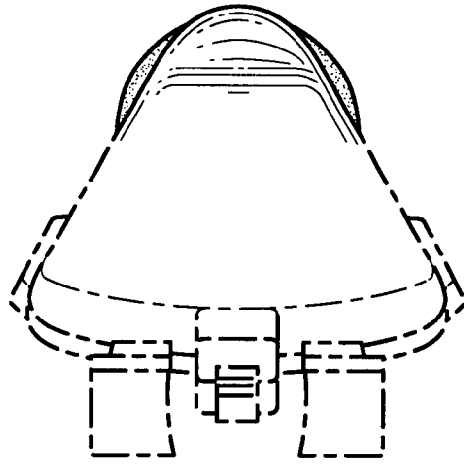


FIG. 11

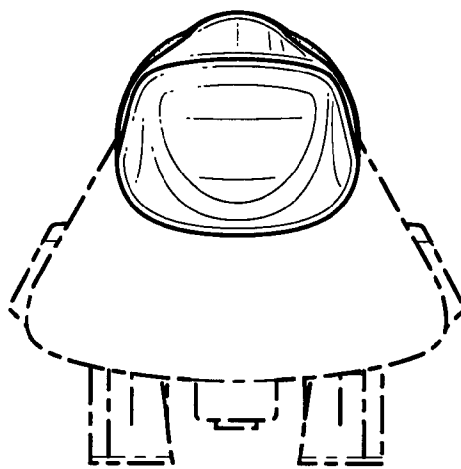


FIG. 12