



US00D495018S1

(12) **United States Design Patent**
Ruffin

(10) **Patent No.:** **US D495,018 S**

(45) **Date of Patent:** **** Aug. 24, 2004**

(54) **GOLF PUTTER**

(76) **Inventor:** **Randall R. Ruffin**, 9525 Kingston
Crossing Cir., Alpharetta, GA (US)
30022

(**) **Term:** **14 Years**

(21) **Appl. No.:** **29/175,085**

(22) **Filed:** **Jan. 29, 2003**

(51) **LOC (7) Cl.** **21-02**

(52) **U.S. Cl.** **D21/736**

(58) **Field of Search** D21/736-746;
473/324, 327-331, 340, 341, 251-256

(56) **References Cited**

U.S. PATENT DOCUMENTS

D227,794 S	*	7/1973	Sasse	D21/738
D245,721 S	*	9/1977	Koch	D21/738
D254,084 S	*	1/1980	Hulyk	D21/736
D285,955 S	*	9/1986	Brayak	D21/742
D295,204 S	*	4/1988	Brayak	D21/746
D302,715 S	*	8/1989	Petersen	D21/740
5,004,237 A	*	4/1991	Antonious	473/313
5,423,545 A	*	6/1995	Narry	473/253
D364,433 S	*	11/1995	Chiuminata et al.	D21/737

D366,509 S	*	1/1996	Chiuminata et al.	D21/743
D417,710 S	*	12/1999	Broom	D21/736
D432,608 S	*	10/2000	Broom	D21/744
D438,923 S	*	3/2001	Broom	D21/744

* cited by examiner

Primary Examiner—Mitchell Siegel
(74) *Attorney, Agent, or Firm*—Harry I. Leon

(57) **CLAIM**

The ornamental design for a golf putter, as shown and described.

DESCRIPTION

FIG. 1 is a top, right side perspective view of the golf putter, the fragmented showing of the shaft is shown broken away due to indeterminate length;

FIG. 2 is a top, left side perspective view of the golf putter according to FIG. 1.

FIG. 3 is a top plan view of the golf putter;

FIG. 4 is a bottom plan view of the golf putter;

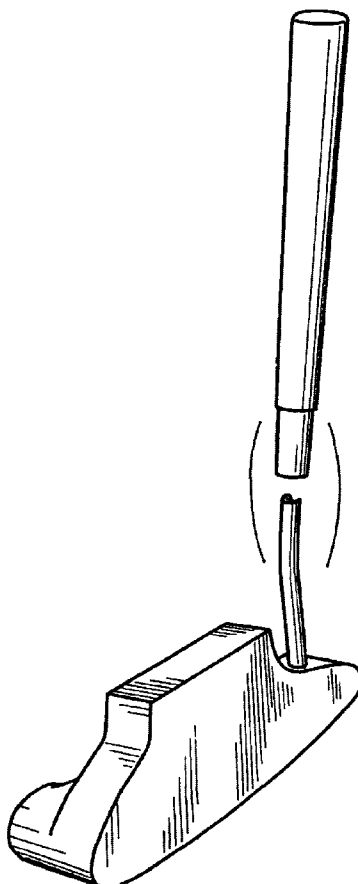
FIG. 5 is a right side elevational view of the golf putter;

FIG. 6 is a left side elevational view of the golf putter;

FIG. 7 is a front elevational view of the golf putter; and,

FIG. 8 is a rear elevational view of the golf putter.

1 Claim, 2 Drawing Sheets



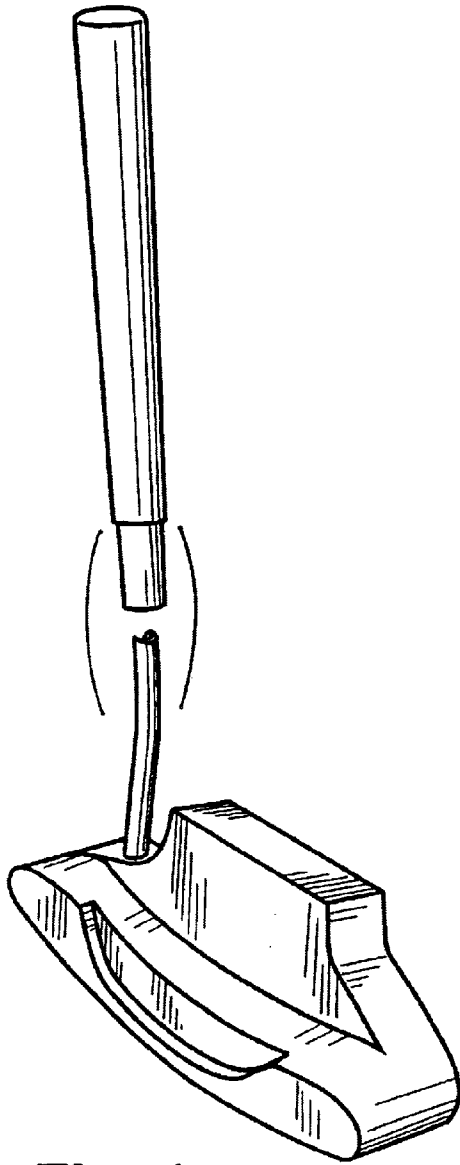


Fig. 1

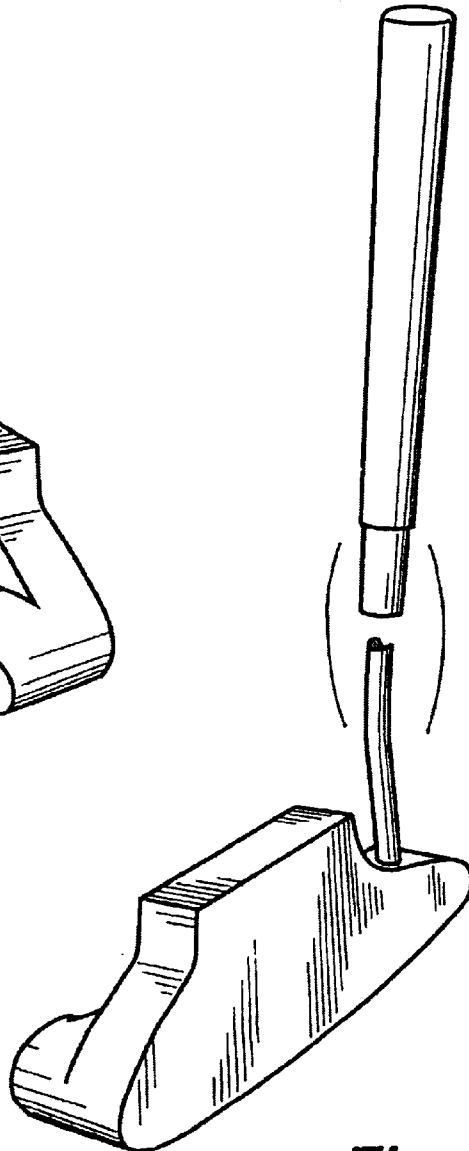


Fig. 2

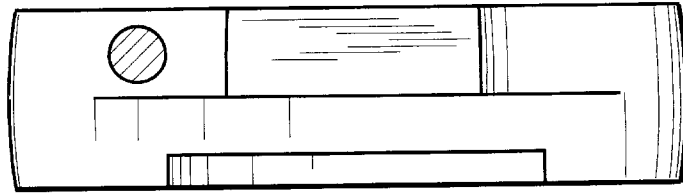


Fig. 3




Fig. 4

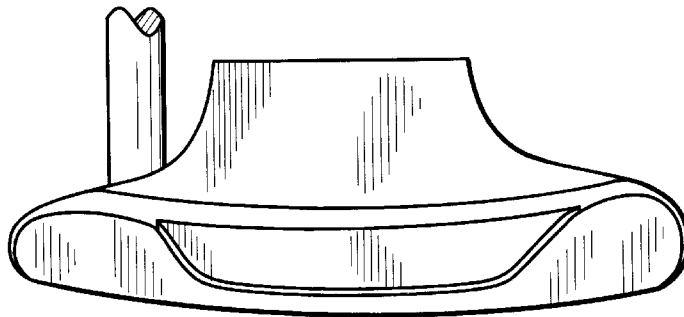


Fig. 5

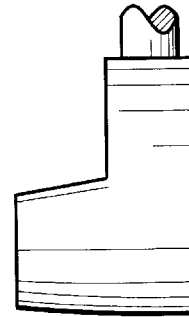


Fig. 7

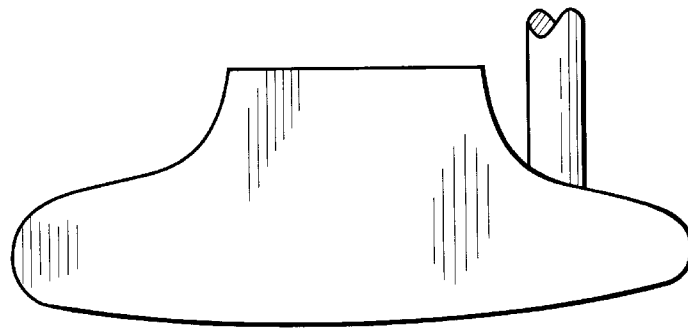


Fig. 6




Fig. 8