



US00D996776S

(12) **United States Design Patent**
Cooper

(10) **Patent No.:** **US D996,776 S**
(45) **Date of Patent:** **** Aug. 29, 2023**

- (54) **MATERNITY GOWN**
- (71) Applicant: **Jana Cooper**, Green Cove Springs, FL (US)
- (72) Inventor: **Jana Cooper**, Green Cove Springs, FL (US)
- (**) Term: **15 Years**
- (21) Appl. No.: **29/754,155**

D785,285 S *	5/2017	Shamsid-Deen	D2/720
D799,160 S *	10/2017	Meng	D2/756
D822,343 S *	7/2018	Nabbout	D2/720
D825,138 S *	8/2018	Boland	D2/720
D831,934 S *	10/2018	Lee	D2/739
D846,233 S *	4/2019	Gartner	D2/720
D846,234 S *	4/2019	Gartner	D2/720
D855,936 S *	8/2019	Genender	D2/720
D866,921 S *	11/2019	Gartner	D2/720
2005/0044603 A1 *	3/2005	Graver	A41D 13/129
				2/69
2010/0095424 A1 *	4/2010	Grgich	A41D 1/215
				2/104

- (22) Filed: **Oct. 7, 2020**
- (51) **LOC (14) Cl.** **02-01**
- (52) **U.S. Cl.** **D2/720**
- (58) **Field of Classification Search**
USPC D2/720-723, 718, 700, 749-751, 756, D2/757, 793, 797
CPC A41D 13/1236; A41D 13/1245; A41D 13/1209; A41D 13/129; A41D 1/21; A41D 1/22; A41D 1/18; A41D 15/00; A41D 10/00
See application file for complete search history.

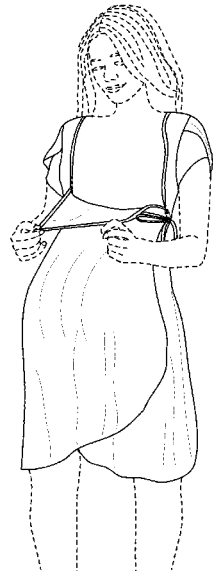
- (56) **References Cited**
U.S. PATENT DOCUMENTS
D259,895 S * 7/1981 Hager D2/756
4,590,624 A * 5/1986 Weiser A41D 1/21
2/76
D419,748 S * 2/2000 Sartori D2/860
D478,203 S * 8/2003 Wheeler-Dickson D2/720
D495,468 S * 9/2004 Wheeler-Dickson D2/720
D547,927 S * 8/2007 Booth D2/756
D563,627 S * 3/2008 Warren D2/720
D622,479 S * 8/2010 Herzog D2/720
D688,847 S * 9/2013 Isaacs D2/848
D719,721 S * 12/2014 Bonfiglio D2/720
D738,068 S * 9/2015 Boland D2/720
D738,591 S * 9/2015 Criss D2/720
D741,569 S * 10/2015 Fredrickson D2/720

(Continued)
Primary Examiner — Michelle E. Wilson
Assistant Examiner — Olese Moore, Jr.
(74) *Attorney, Agent, or Firm* — Intellectual Property Consulting, LLC; Mark N. Melasky

(57) **CLAIM**
The ornamental design for a maternity gown, substantially as shown and described.

DESCRIPTION
FIG. 1 is a front view of a maternity gown showing a front flap in an open position.
FIG. 2 is a front view of a maternity gown showing the front flap in a closed position.
FIG. 3 is a front view of a maternity gown showing a drawstring waist in an untied position.
FIG. 4 is a front view of a maternity gown showing the drawstring waist in a tied position.
FIG. 5 is a back view of a maternity gown showing a back opening in a partially open position; and,
FIG. 6 is a back view of a maternity gown showing a back opening in a closed position.
The broken line showing of environment in the drawings is included for the purpose of illustration only and forms no part of the claimed design.

1 Claim, 6 Drawing Sheets



(56)

References Cited

U.S. PATENT DOCUMENTS

2012/0042435 A1* 2/2012 Lintel A41D 13/129
2/114
2012/0060257 A1* 3/2012 Herzog A41D 13/1236
2/114

* cited by examiner

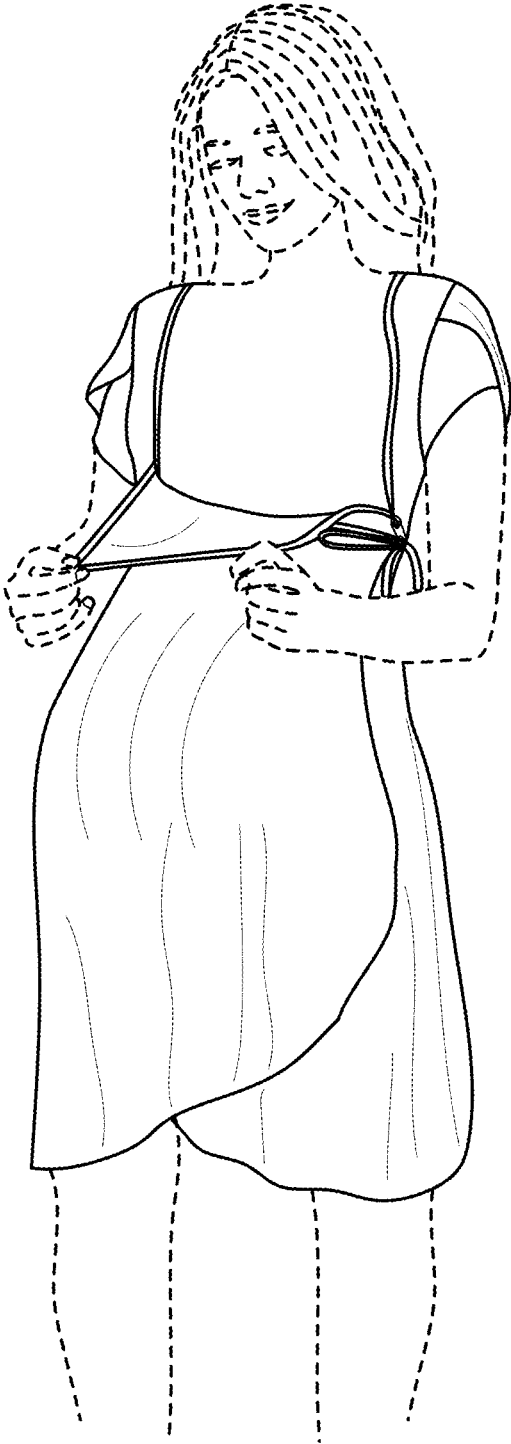


FIG. 1




FIG. 2



FIG. 3



FIG. 4

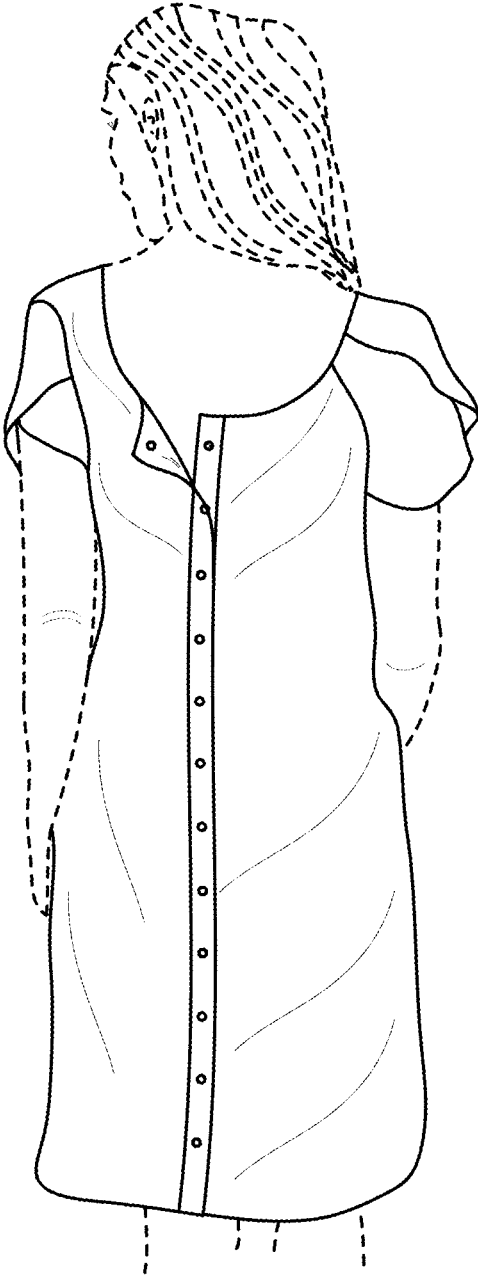


FIG. 5

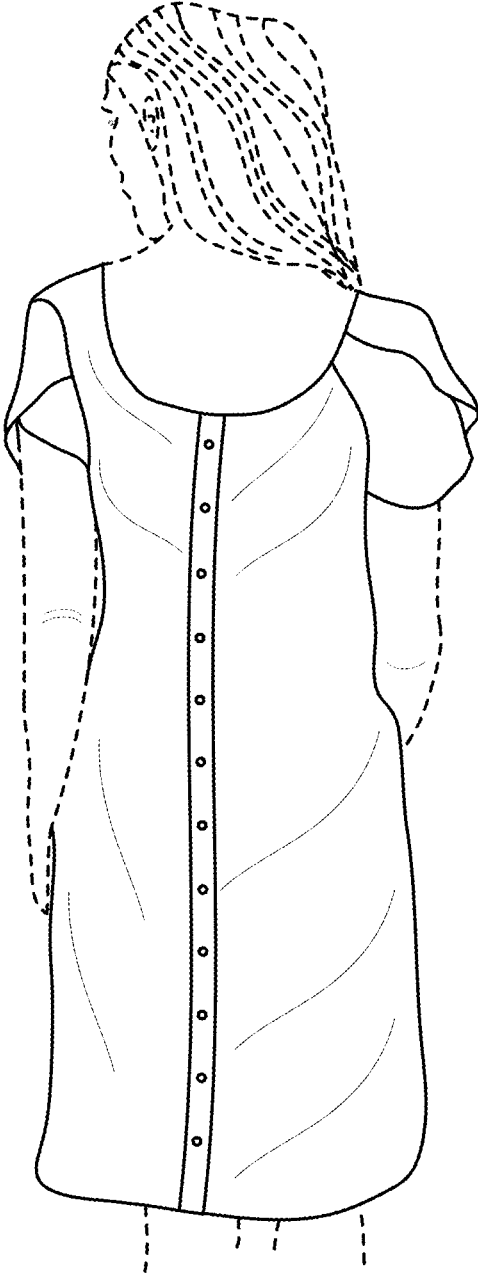


FIG. 6