



US00D690307S

(12) **United States Design Patent**
Huang

(10) **Patent No.:** **US D690,307 S**

(45) **Date of Patent:** **** Sep. 24, 2013**

(54) **KEY CAP**

(75) Inventor: **Yi-Ta Huang**, New Taipei (TW)

(73) Assignee: **Acer Incorporated**, New Taipei (TW)

(**) Term: **14 Years**

(21) Appl. No.: **29/417,258**

(22) Filed: **Apr. 1, 2012**

(51) **LOC (9) Cl.** **14-02**

(52) **U.S. Cl.**
USPC **D14/456**

(58) **Field of Classification Search**
USPC D14/138, 247, 341-346, 391-399,
D14/455, 456; D18/1, 2, 7, 11, 4.1-4.6,
D18/24-28; 178/17 A, 17 C; 200/5 A, 5 R,
200/6 A, 6 R; 235/145 A, 145 R; 341/22,
341/23; 345/160, 168, 169; 361/679.08,
361/679.09, 679.11, 679.12; 400/484-489,
400/492, 682; 455/418, 550.1, 556.2, 575.1,
455/575.3, 575.4

See application file for complete search history.

(56) **References Cited**

U.S. PATENT DOCUMENTS

D358,382	S	*	5/1995	Franz	D14/456
6,259,049	B1	*	7/2001	Nakai	200/341
6,686,549	B2	*	2/2004	Douzono et al.	200/341
D525,980	S	*	8/2006	Wang et al.	D14/456
D537,480	S	*	2/2007	Sullivan	D19/100

D585,072	S	*	1/2009	DeMaio et al.	D14/456
D585,450	S	*	1/2009	DeMaio et al.	D14/456
D585,451	S	*	1/2009	DeMaio et al.	D14/456
D606,595	S	*	12/2009	Levy et al.	D21/405
D631,929	S	*	2/2011	Doone et al.	D21/812
2005/0016823	A1	*	1/2005	Ali	200/11 R

* cited by examiner

Primary Examiner — Freda S Nunn

(74) *Attorney, Agent, or Firm* — Jianq Chyun IP Office

(57) **CLAIM**

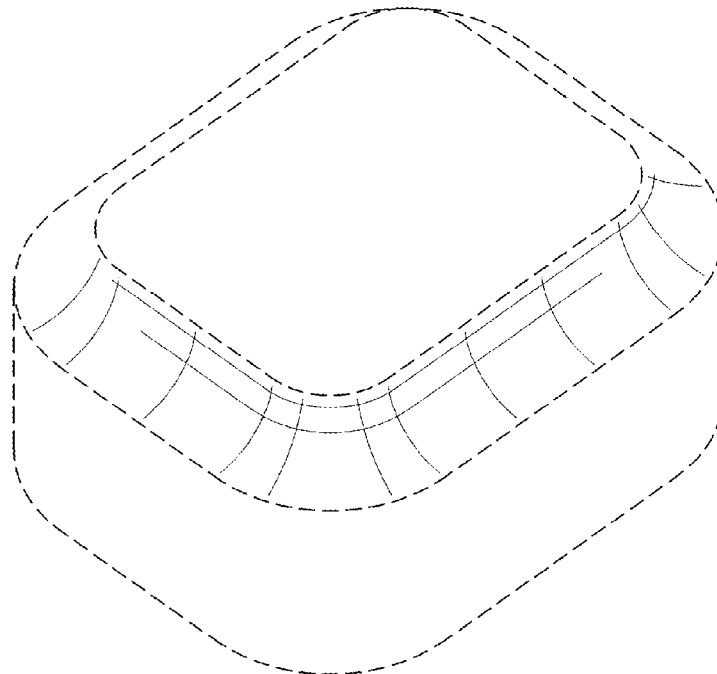
The ornamental design for a key cap, as shown and described.

DESCRIPTION

FIG. 1 is a perspective view of a key cap showing my new design;
FIG. 2 is a front view thereof, the rear view being identical to the front view;
FIG. 3 is a left side view thereof, the right side view being identical to the left side view;
FIG. 4 is a top view thereof; and,
FIG. 5 is a bottom view thereof.

The broken lines shown in FIGS. 1-4 that are immediately adjacent to the shaded areas represent the bounds of the claimed design, while all other lines are directed to environment and form no part of the claimed design, and the broken lines shown in FIG. 5 are for illustrative purposes only and do not form part of the claimed design.

1 Claim, 5 Drawing Sheets



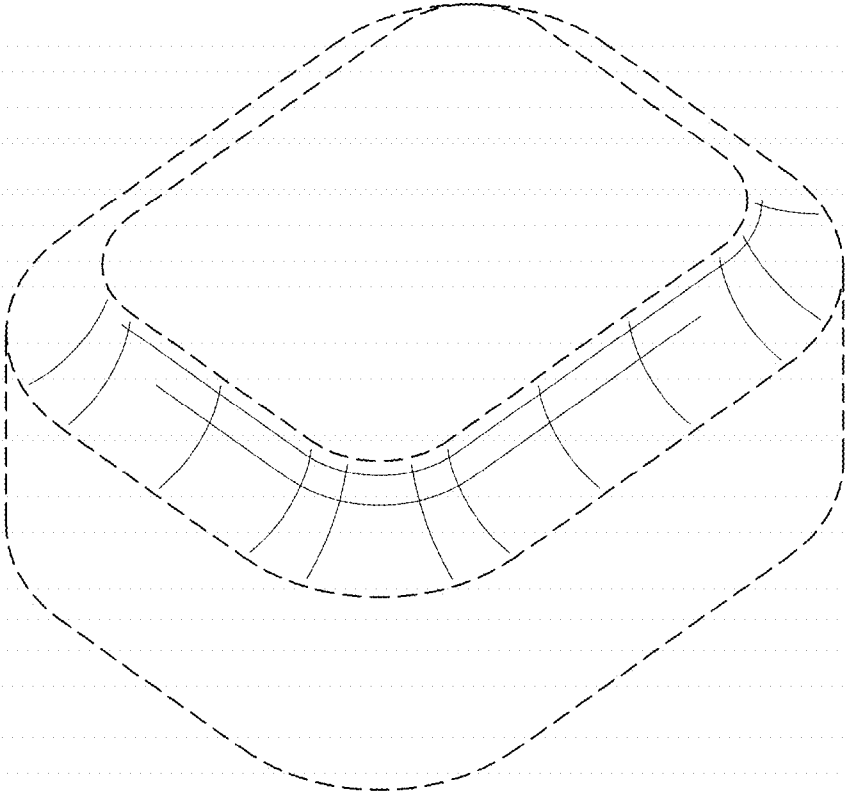


FIG. 1

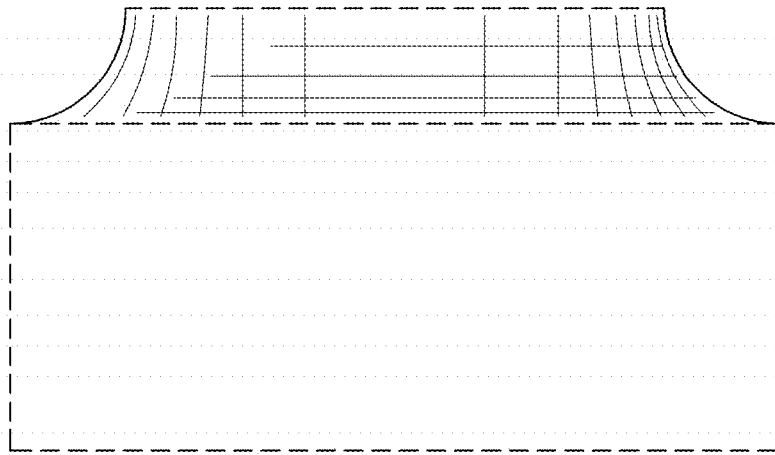


FIG. 2

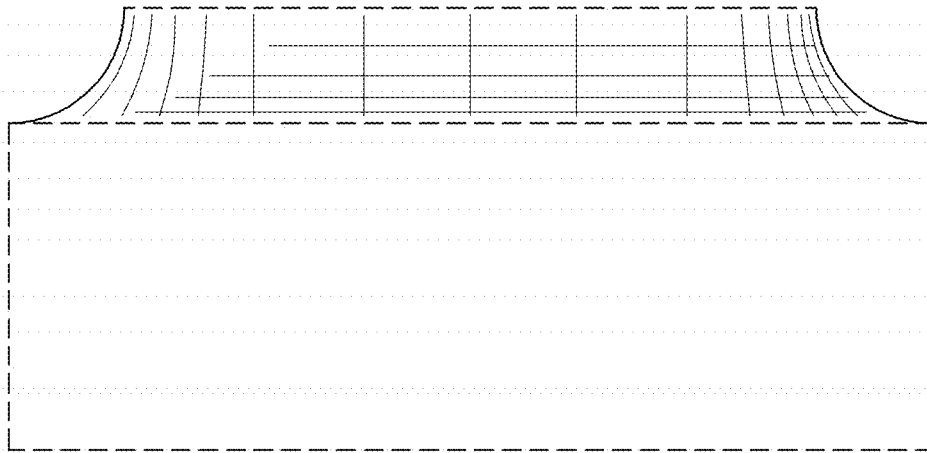


FIG. 3

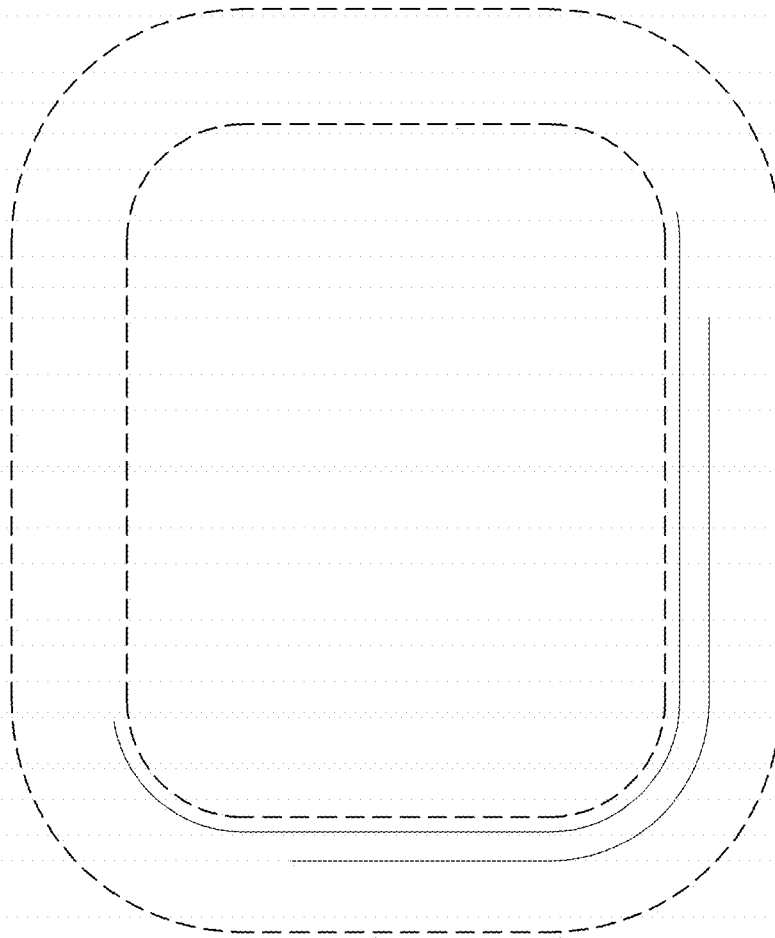


FIG. 4

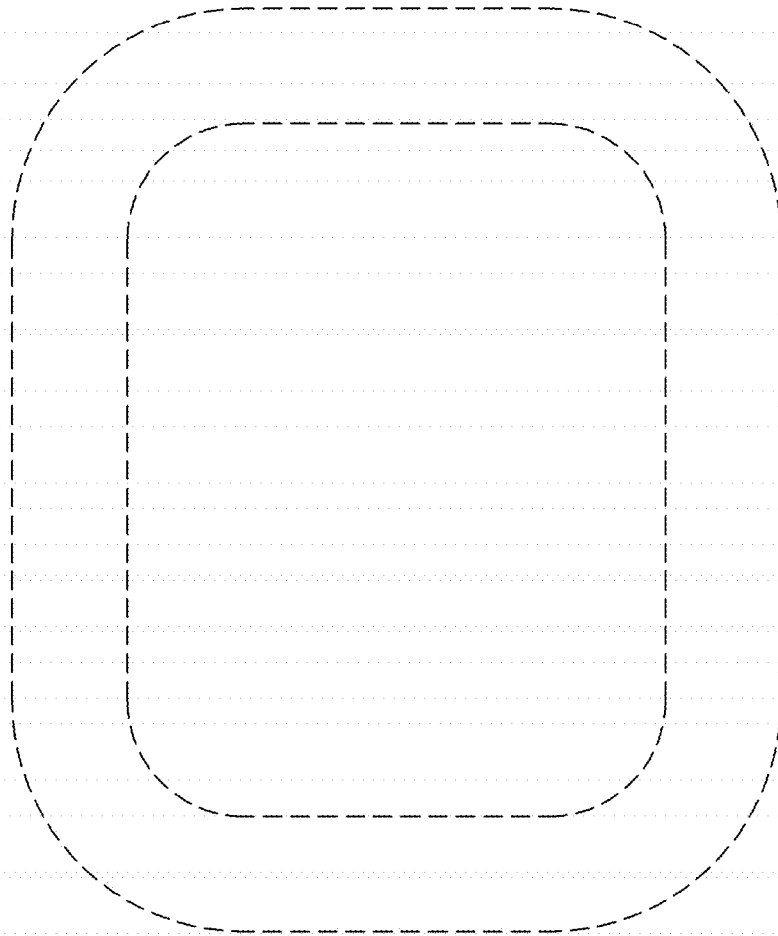


FIG. 5