

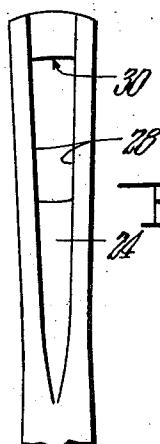
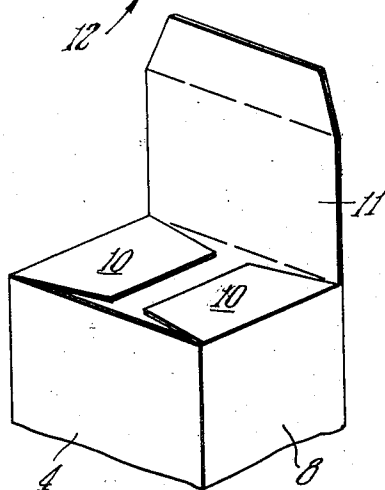
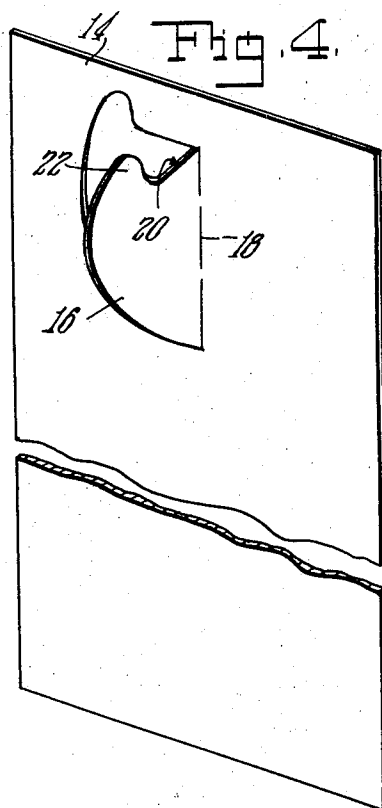
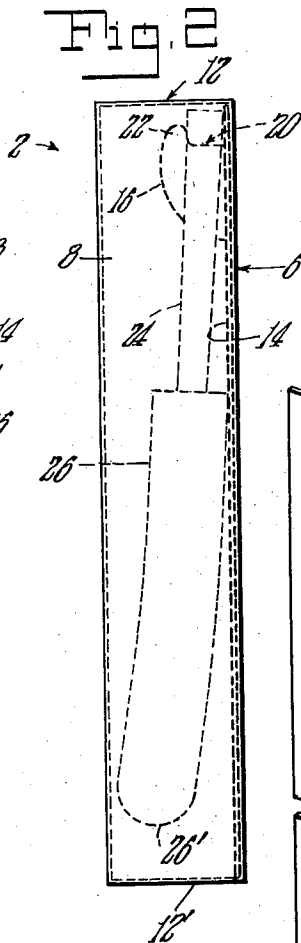
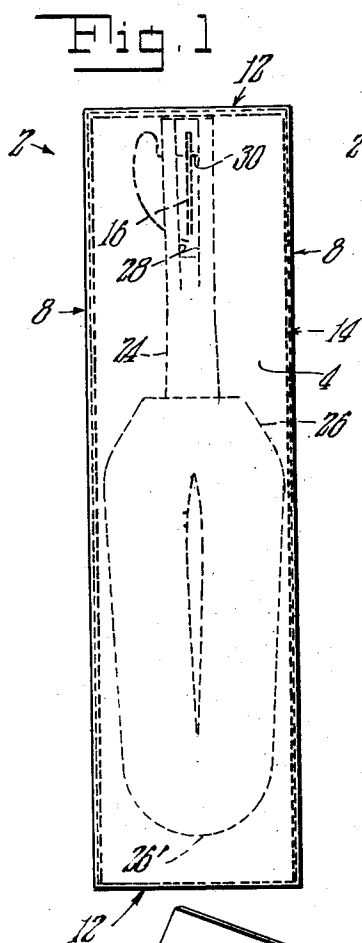
Sept. 2, 1958

A. L. LE FEBVRE

2,850,154

SUPPORT STRUCTURE

Filed April 3, 1956



INVENTOR.
Alfred L. LeFebvre
BY *Thos. J. Ross, Atty.*

1

2,850,154

SUPPORT STRUCTURE

Alfred L. Le Febvre, Southwick, Mass., assignor to Stanley Home Products, Inc., Westfield, Mass., a corporation of Massachusetts

Application April 3, 1956, Serial No. 575,763

1 Claim. (Cl. 206—46)

This invention relates to new and useful improvements in brush package and is directed more particularly to brush package wherein the brush is provided with a hangable handle.

The principal object of the invention is the provision of a brush package wherein a carton or receptacle has a supporting element, adjacent a wall thereof, for supporting the handle of a brush thereby to hold the brush so that it is not supported by the brush bristles against a wall of the carton.

In the prior art, where a brush is contained within a carton the weight of the brush is supported by the brush bristles against a wall of the carton. Bristles thus supporting the weight of the brush soon become bent, curved and matted so as to impair the usefulness and appearance of the brush.

According to the novel features of this invention a support is provided for insertion in a carton or container, which support is formed with a hook portion on which the handle may be suspended so as to hold the bristle part of the brush from weight supporting contact with a wall of the carton or receptacle.

The support of the invention is formed from rather stiff material such as cardboard or the like and a hook portion thereof is struck up therefrom and is integral with the support proper.

The support is adapted for insertion in a carton adjacent a wall thereof and may be varied in its dimensions for cartons of different sizes and brushes of numerous and various forms and it will be understood that the following description is for purposes of disclosing the present preferred form of the invention.

In the drawings:

Figs. 1 and 2 are front and side elevational views of a brush package embodying the novel features of the invention;

Fig. 3 is a perspective view of the end closure means of the container of the invention;

Fig. 4 is a perspective view of the support of the invention; and

Fig. 5 is an elevational view of the upper portion of a brush handle.

Referring now to the drawings the invention will be fully described.

A container or carton is represented by 2 which has front and rear walls 4 and 6 and side walls 8. Relatively foldable side tucks 10 and end flap 11 are hinged to the walls 8 and 6 at upper and lower ends thereof, as is usual, and are arranged for superposed relation to form closures indicated by 12 at upper and lower ends of the carton.

A support 14 is provided which is formed from card-

2

board and is adapted to be inserted in an end of the carton and to lie against a wall, such as 6.

The support is provided with a hook portion 16 which is formed by a die-cut operation or the like. Said hook portion is bendable on a line 18 for positioning in a plane at right angles to the plane of the support, as in Fig. 4.

The said hook portion 16 of the support has an upper ledge 20 terminating in an outer upstanding abutment 22.

A brush is represented in Figs. 1 and 2 and has a handle 24 and a body of bristles 26. The handle 24 has an elongated opening 28 therethrough at the upper end thereof and said opening has a transverse upper end 30. A typical handle is shown in Fig. 5.

The brush is assembled with the support by passing the hook 16 of the support through the opening 28 of the handle so that the upper end 30 of the brush handle opening rests on the ledge 20 of the hook 16. Thereby the brush is suspended from and supported by the support 14.

With the support and brush in a carton as illustrated in Figs. 2 and 3 the lower end 26' of the bristle body 26 is out of contact with the lower closure 12 of the carton.

Thus the brush is supported in such a manner that the bristles are protected against deformation, matting and other injury during shipping, storage and the like.

The part 22 of the hook member will be made sufficiently long to prevent the end of the brush from becoming displaced from the ledge 20. This is accomplished by making the support substantially the length of the wall on which it is to lie and forming the hook so that the upper end of the part 22 will be spaced closely to the closure means of the carton in which the support is to be inserted.

Having described the invention in the present preferred form thereof it is desired to claim and secure by Letters Patent of the United States the following:

A brush package comprising in combination, a container having elongated front and rear and opposite side walls and closure means at opposite ends thereof, a brush support formed from relatively stiff cardboard and being separate from and substantially covering the inner side of one of said walls provided with a hook struck up from the upper portion thereof and hinged at its rear side to said support along a longitudinal line, said hook extending forwardly from said support and being disposed in a plane at right angles to the plane of said support and having an elongated ledge along its upper edge extending forwardly from said support terminating in an outer upwardly extending projection, a brush having a handle provided with an opening in the upper end thereof through which said hook portion extends with said projection disposed forwardly of said handle and said handle depending from said ledge and provided with bristles depending from said handle.

References Cited in the file of this patent

UNITED STATES PATENTS

543,916	Wharfe	Aug. 6, 1895
1,644,963	Ulich et al.	Oct. 11, 1927
2,077,316	Geib	Apr. 13, 1937

FOREIGN PATENTS

302,014	Great Britain	Dec. 13, 1928
---------	---------------	---------------