



US00D683093S

(12) **United States Design Patent**
Kim

(10) **Patent No.:** **US D683,093 S**

(45) **Date of Patent:** **** May 21, 2013**

(54) **VACUUM CLEANER**

(75) Inventor: **Kyung Tae Kim**, Kyungki-Do (KR)

(73) Assignee: **Samsung Electronics Co., Ltd.**,
Suwon-si (KR)

(**) Term: **14 Years**

(21) Appl. No.: **29/368,166**

(22) Filed: **Aug. 19, 2010**

(51) **LOC (9) Cl.** **15-05**

(52) **U.S. Cl.**

USPC **D32/31; D32/22**

(58) **Field of Classification Search**

USPC D32/22, 31, 34; 55/337, 429, 459.1,
55/DIG. 2, DIG. 3; 15/386, 320, 350, 353,
15/361, 347, 410-411, 327.1, 329, 383, 398,
15/366, 182-183, 179, 344, 374, 392, 339,
15/402, 415.1, 419, 310, 246.2, 4.52; 119/628

See application file for complete search history.

(56) **References Cited**

U.S. PATENT DOCUMENTS

D442,344	S	*	5/2001	Alford et al.	D32/31
D455,530	S	*	4/2002	Fujii	D32/22
D469,226	S	*	1/2003	Stephens	D32/31
D482,167	S	*	11/2003	Brown	D32/31
D494,330	S	*	8/2004	Downey et al.	D32/31
D494,718	S	*	8/2004	Rosenzweig et al.	D32/31
D494,719	S	*	8/2004	Rosenzweig et al.	D32/31
D520,692	S	*	5/2006	Leyden	D32/31
D533,976	S	*	12/2006	Luebbering et al.	D32/31
7,222,392	B2	*	5/2007	McCormick et al.	15/353

D547,506	S	*	7/2007	Medema et al.	D32/31
D547,507	S	*	7/2007	Medema et al.	D32/31
7,404,231	B2	*	7/2008	Kang	15/353
D581,612	S	*	11/2008	Yoo et al.	D32/31
7,594,945	B2	*	9/2009	Kim et al.	55/429
7,600,291	B2	*	10/2009	Choi	15/329
D607,160	S	*	12/2009	Yu et al.	D32/22
D609,418	S	*	2/2010	Santiago et al.	D32/31
7,836,546	B2	*	11/2010	Yoo et al.	15/352
D632,035	S	*	2/2011	Luyckx et al.	D32/31
D632,037	S	*	2/2011	Carr et al.	D32/31
2009/0241286	A1	*	10/2009	Hwang et al.	15/347
2010/0251506	A1	*	10/2010	Conrad	15/344
2011/0023262	A1	*	2/2011	Conrad	15/361

* cited by examiner

Primary Examiner — Ruth McInroy

(74) *Attorney, Agent, or Firm* — Ladas & Parry LLP

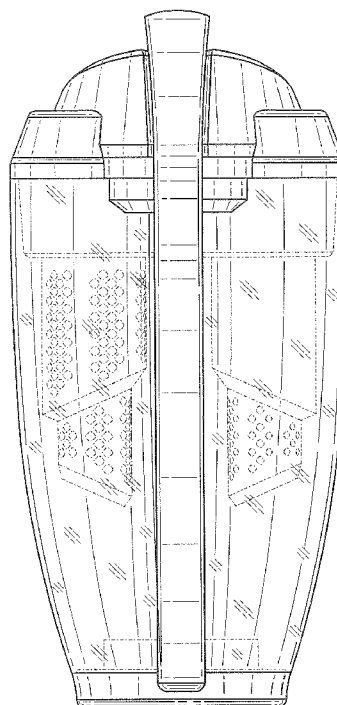
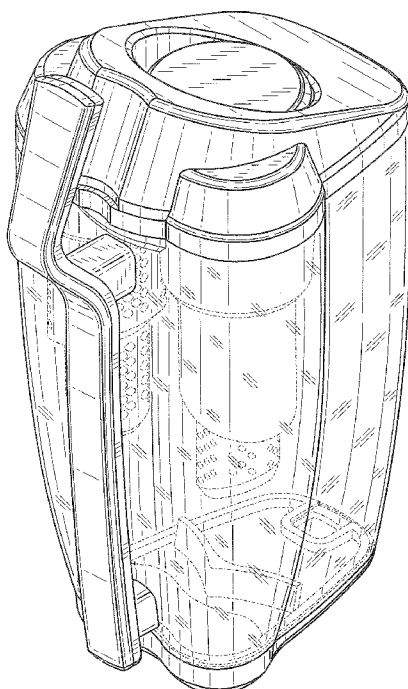
(57) **CLAIM**

I claim the ornamental design for a vacuum cleaner, as shown and described.

DESCRIPTION

FIG. 1 is a top, front and right side perspective view of a vacuum cleaner showing my new design;
FIG. 2 is a front elevational view thereof
FIG. 3 is a rear elevational view thereof;
FIG. 4 is a left side elevational view thereof;
FIG. 5 is a right side elevational view thereof;
FIG. 6 is a top plan view thereof; and,
FIG. 7 is a bottom plan view thereof.
The details shown in broken lines form no part of the claimed design.

1 Claim, 7 Drawing Sheets



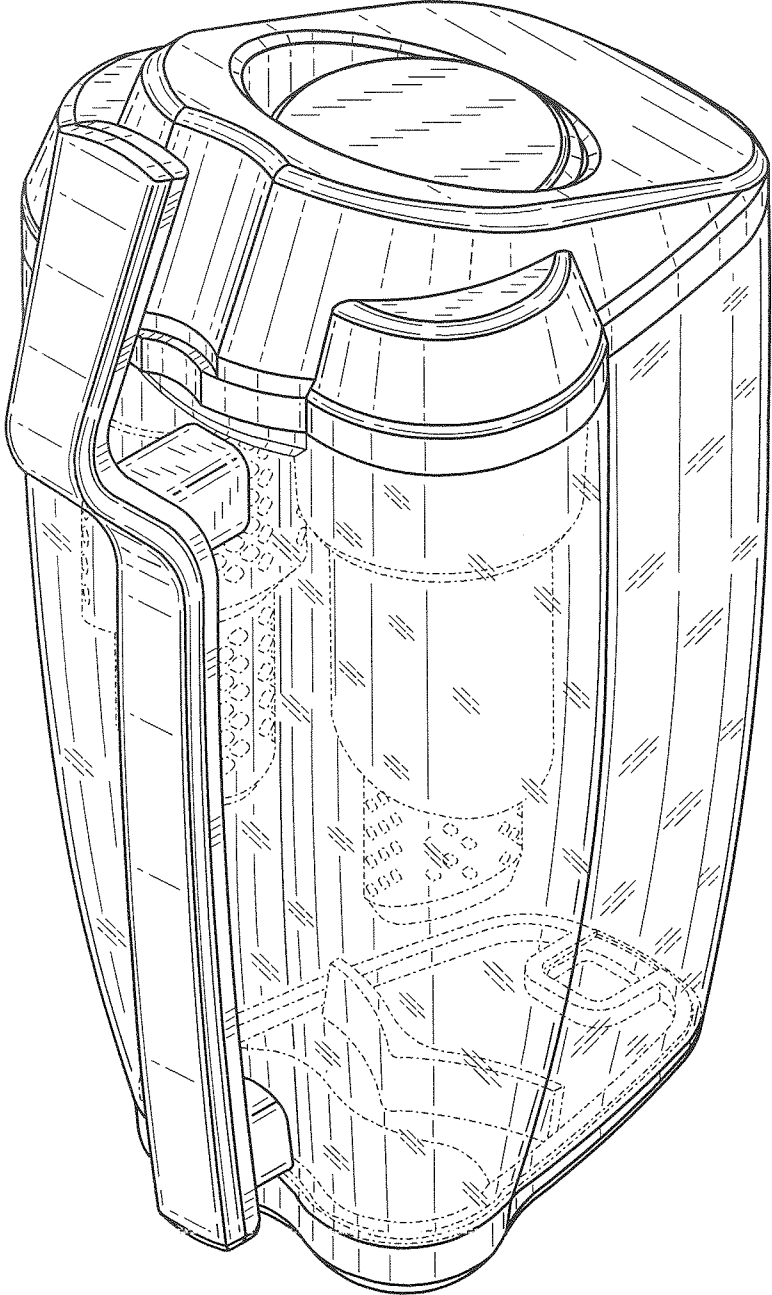


FIG. 1

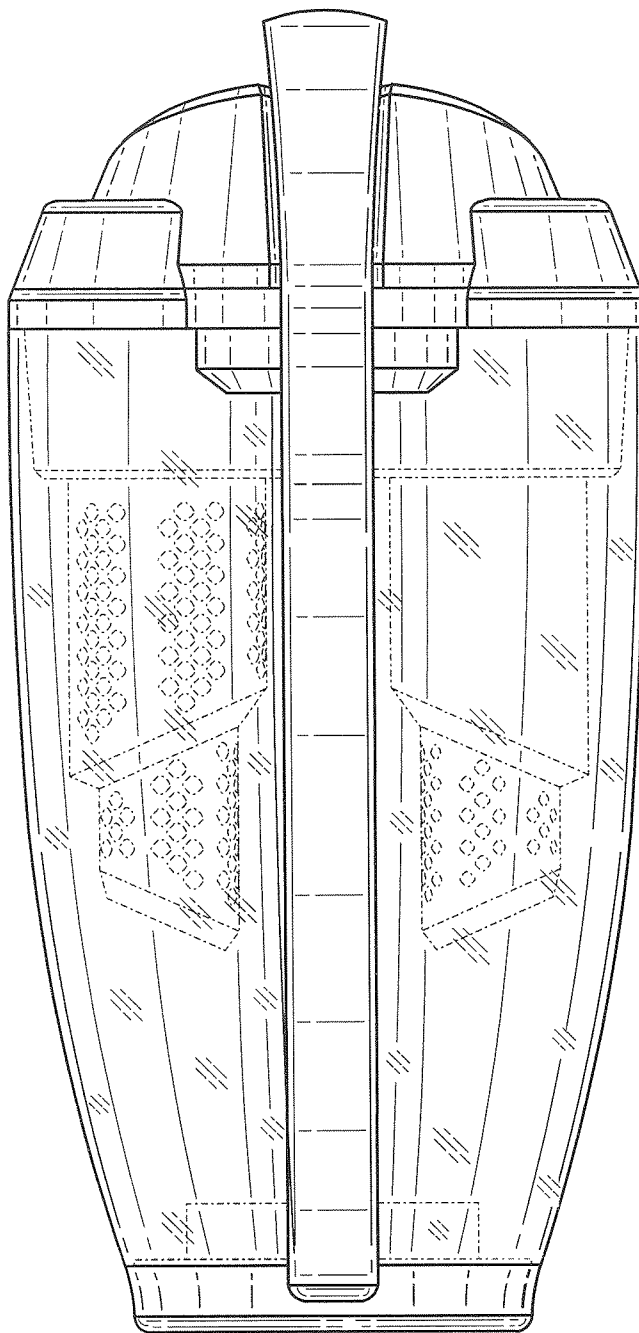


FIG. 2

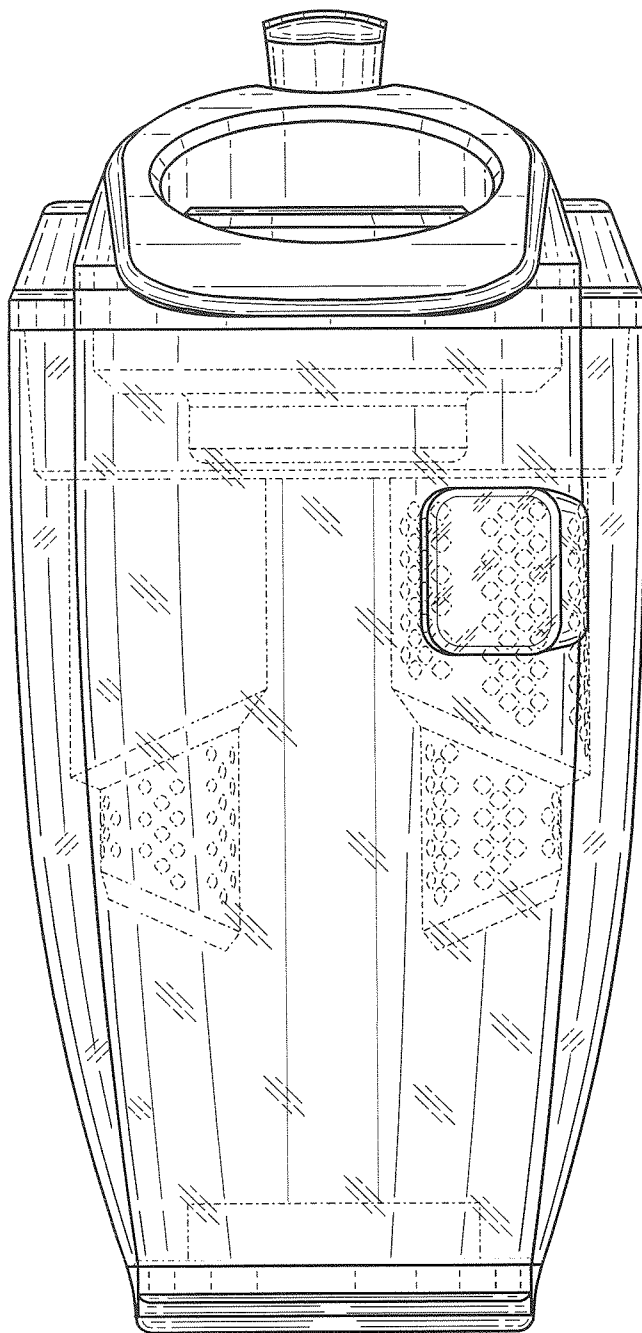


FIG. 3

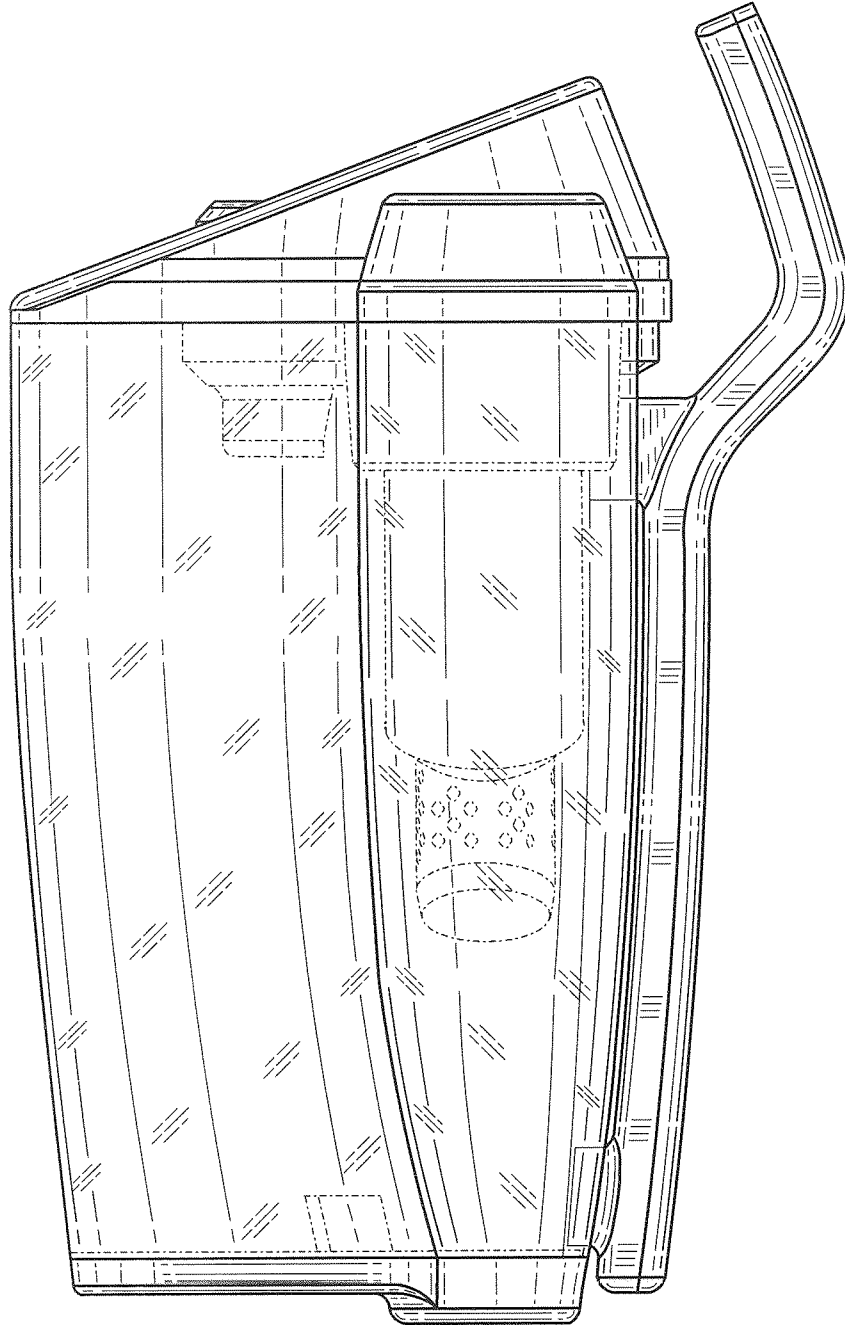


FIG. 4

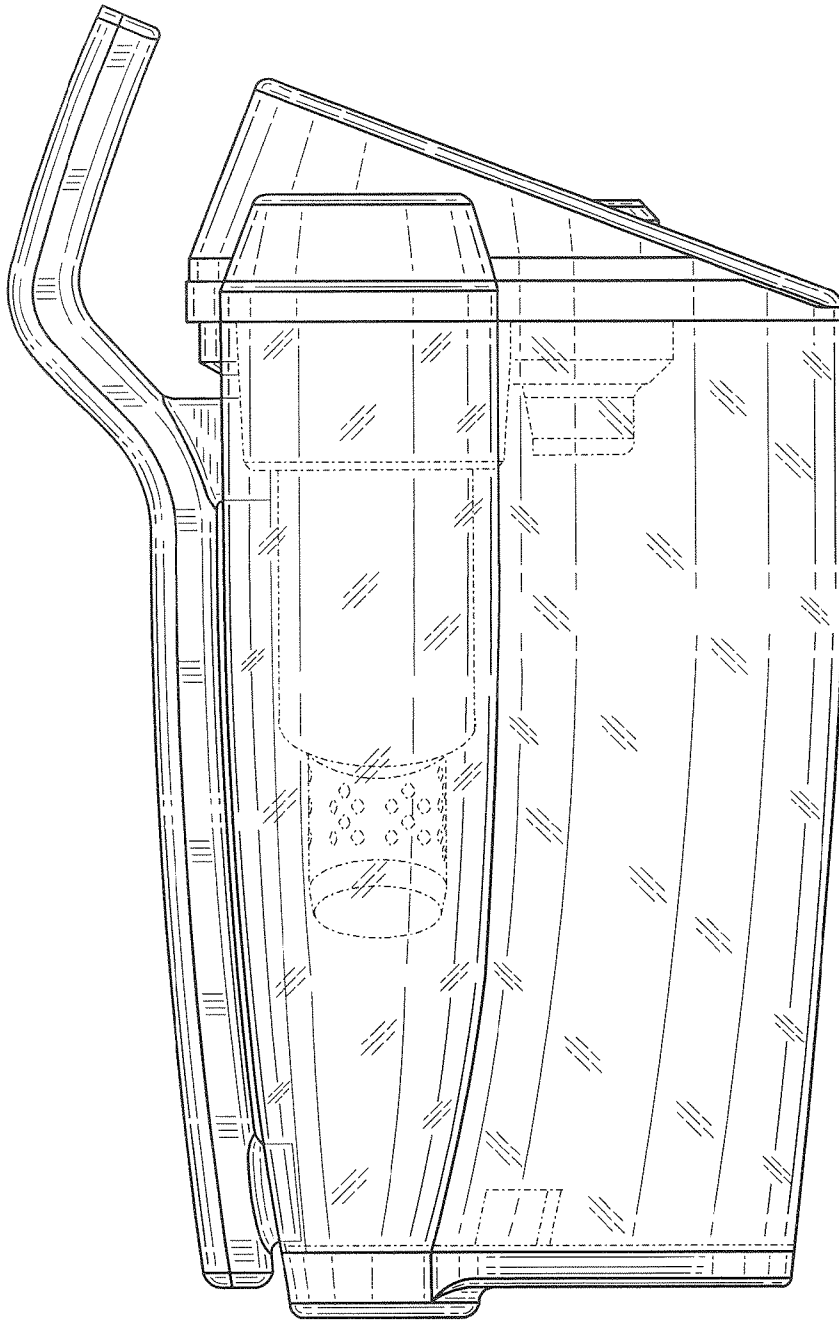


FIG. 5

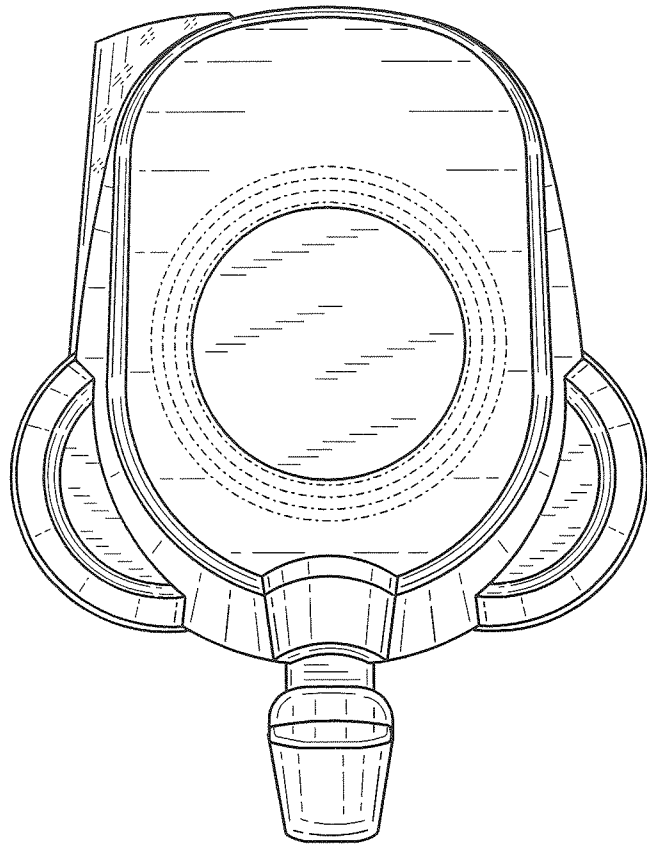


FIG. 6

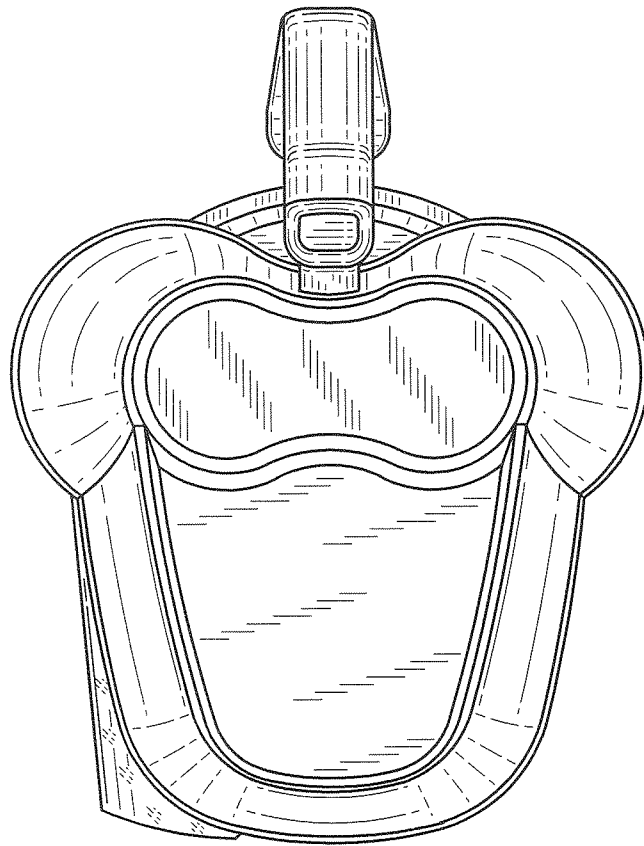


FIG. 7