



(51) International Patent Classification:

A61K 31/395 (2006.01) A61K 31/513 (2006.01)
A61K 31/4164 (2006.01) A61K 31/55 (2006.01)
A61K 31/4178 (2006.01) A61K 45/00 (2006.01)

(21) International Application Number:

PCT/US2017/049400

(22) International Filing Date:

30 August 2017 (30.08.2017)

(25) Filing Language:

English

(26) Publication Language:

English

(30) Priority Data:

62/382,153 31 August 2016 (31.08.2016) US

(71) Applicant: **TOBIRA THERAPEUTICS, INC.** [US/US];
400 Interpace Parkway, Parsippany, New Jersey 07054
(US).

(72) Inventors: **PHIASIVONGSA, Pasit**; 930 Mission Road,
Unit 29, South San Francisco, California 94080 (US).
COOPER, Martin Ian; c/o Johnson Matthey Plc., Phar-
morphix, 250 Cambridge Science Park, Milton Road, Cam-
bridge Cambridgeshire CB4 0WE (GB). **SHARP, Em-
ma Kay**; c/o Johnson Matthey Plc., Pharmorphix, 250

Cambridge Science Park, Milton Road, Cambridge Cam-
bridgeshire CB4 0WE (GB).

(74) Agent: **BLINKA, Thomas A.** et al.; Cooley LLP, 1299
Pennsylvania Avenue, N.W., Suite 700, Washington, Dis-
trict of Columbia 20004-2400 (US).

(81) Designated States (unless otherwise indicated, for every
kind of national protection available): AE, AG, AL, AM,
AO, AT, AU, AZ, BA, BB, BG, BH, BN, BR, BW, BY, BZ,
CA, CH, CL, CN, CO, CR, CU, CZ, DE, DJ, DK, DM, DO,
DZ, EC, EE, EG, ES, FI, GB, GD, GE, GH, GM, GT, HN,
HR, HU, ID, IL, IN, IR, IS, JO, JP, KE, KG, KH, KN, KP,
KR, KW, KZ, LA, LC, LK, LR, LS, LU, LY, MA, MD, ME,
MG, MK, MN, MW, MX, MY, MZ, NA, NG, NI, NO, NZ,
OM, PA, PE, PG, PH, PL, PT, QA, RO, RS, RU, RW, SA,
SC, SD, SE, SG, SK, SL, SM, ST, SV, SY, TH, TJ, TM, TN,
TR, TT, TZ, UA, UG, US, UZ, VC, VN, ZA, ZM, ZW.

(84) Designated States (unless otherwise indicated, for every
kind of regional protection available): ARIPO (BW, GH,
GM, KE, LR, LS, MW, MZ, NA, RW, SD, SL, ST, SZ, TZ,
UG, ZM, ZW), Eurasian (AM, AZ, BY, KG, KZ, RU, TJ,
TM), European (AL, AT, BE, BG, CH, CY, CZ, DE, DK,
EE, ES, FI, FR, GB, GR, HR, HU, IE, IS, IT, LT, LU, LV,
MC, MK, MT, NL, NO, PL, PT, RO, RS, SE, SI, SK, SM,

(54) Title: SOLID FORMS OF CENICRIVIROC MESYLATE AND PROCESSES OF MAKING SOLID FORMS OF CENICRIVIROC MESYLATE

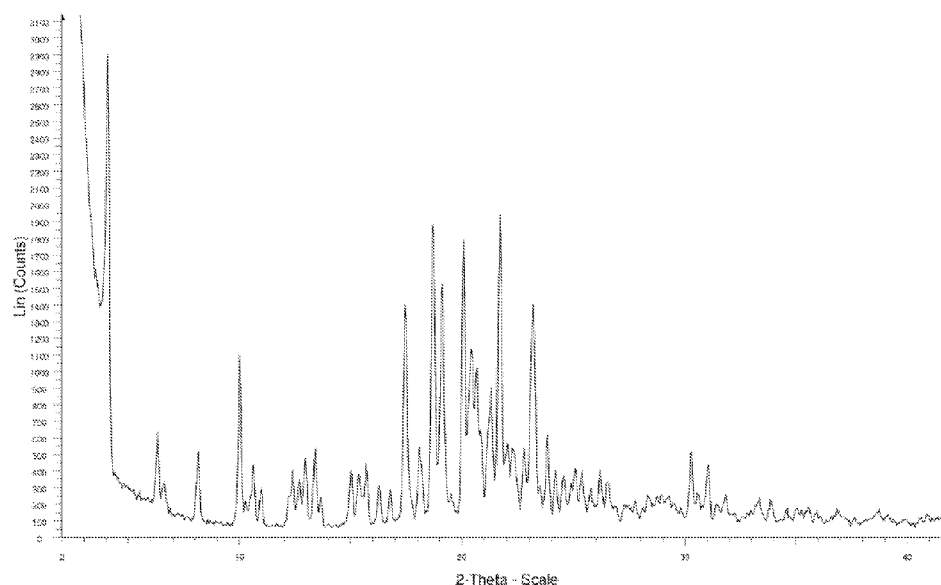



FIG. 1

(57) Abstract: The invention relates to solid forms of cenicriviroc mesylate, methods of their preparation, pharmaceutical compositions thereof and methods of their use.



TR), OAPI (BF, BJ, CF, CG, CI, CM, GA, GN, GQ, GW,
KM, ML, MR, NE, SN, TD, TG).

Published:

- *with international search report (Art. 21(3))*
- *before the expiration of the time limit for amending the
claims and to be republished in the event of receipt of
amendments (Rule 48.2(h))*

SOLID FORMS OF CENICRIVIROC MESYLATE AND PROCESSES OF MAKING SOLID FORMS OF CENICRIVIROC MESYLATE

CROSS-REFERENCE TO RELATED APPLICATIONS

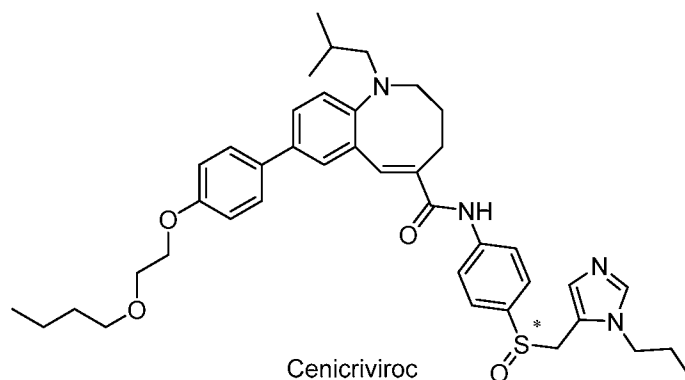
[001] This application claims the benefit of priority to U.S. Provisional Patent Application No. 62/382,153 filed August 31, 2016, the disclosure of which is hereby incorporated by reference in its entirety for all purposes.

FIELD OF THE DISCLOSURE

[002] The present disclosure relates to solid forms of cenicriviroc (CVC) mesylate and processes for preparing such solid forms.

BACKGROUND OF THE DISCLOSURE

[003] Cenicriviroc is the common name of (*S,E*)-8-(4-(2-Butoxyethoxy)phenyl)-1-(2-methylpropyl)-N-(4-(((1-propyl-1*H*-imidazol-5-yl)methyl)sulfinyl)phenyl)-1,2,3,4-tetrahydrobenzo[*b*]azocine-5-carboxamide (CVC), the chemical structure of which appears below.



[004] Cenicriviroc binds to and inhibits the activity of the C-C chemokine receptor type 2 (CCR2) and C-C chemokine receptor type 5 (CCR5) receptors. These receptors not only play a role in entry of viruses such as Human Immunodeficiency Virus (HIV) into the cell, but also are important for the recruitment of immune cells to sites of injury. Inhibition of this receptor's activity may have an anti-inflammatory effect. Recently, the role that inflammation plays in the development of fibrosis has been examined. It has been shown that CCR2 and CCR5 may play a role in promoting hepatic fibrosis and that CVC has potential as a therapeutic agent in the treatment of hepatic fibrosis (International Publication No. WO 2015/143367).

[005] The synthesis of CVC is described in U.S. Patent No. 8,183,273; U.S. Publication No. 2005/0107606 and International Publication No. WO 2001/017947.

[006] Cenicriviroc is weakly basic and poorly water-soluble. Several salts of CVC have been described. For example, U.S. Patent No. 8,183,273; U.S. Publication No. 2005/107606 and International Publication No. WO 2016/105527 disclose preparations of a methanesulfonic acid salt of CVC (or CVC mesylate). However, none of these references describe a polymorphic form of the resulting CVC mesylate.

[007] For instance, Example 10 of U.S. Pat. No. 8,183,273 discloses the preparation of “yellow crystals” of CVC mesylate. In the example, CVC (100 mg) was dissolved in ethyl acetate (4 mL) and methanesulfonic acid (9.31 μ L in 2 mL of ethyl acetate) was added to the solution with vigorous stirring. After the addition was complete, the mixture was stirred overnight; the precipitated solids were collected by filtration; the collected solids were washed with ethyl acetate (5 mL) and dried under reduced pressure. The drying conditions (e.g., temperature, time and pressure) are not specified. The dried solids were recrystallized from 2-butanone (4 mL) to provide CVC mesylate as “yellow crystals.” Neither the recrystallization temperature profile nor the conditions used to dry the CVC mesylate are described. The “yellow crystals” exhibited a melting point of 145.5-147.5 °C. However, no other polymorphic form characteristics of the product are disclosed.

[008] Examples 15, 16 and 19 from U.S. Publication No. 2005/107606 describe the preparation of CVC mesylate. The CVC mesylate produced in Examples 15 and 19 is said to be in the form of “yellow crystals”. However, no other polymorphic form characteristics of the product are disclosed. Similarly, Example 16 is said to yield a “yellow powder”. However, no other polymorphic form characteristics of the product are disclosed.

[009] In Example 15, crude CVC was dissolved in a mixture of acetonitrile (7 mL) and acetone (7 mL), and methanesulfonic acid (209 mg) and “seed crystals” were successively added to the solution. The resulting mixture was stirred for 100 minutes after which time acetonitrile/acetone (1:1, 5.0 mL) was added; the mixture was further stirred at room temperature overnight and then stirred under ice-cooling for 2.5 h; the precipitated solids were collected by filtration and washed with ice-cooled acetone (9 mL). The collected solids were dried at 40 °C under reduced pressure to obtain CVC mesylate as “yellow crystals.” Furthermore, the drying time for the “yellow crystals” is not described. Also, no other polymorphic form characteristics of the product are disclosed.

[010] In Example 19, methanesulfonic acid (18.2 g) was added to a solution of crude CVC in a mixture of acetonitrile (720 mL) and ethyl acetate (720 mL), and the resulting mixture

was stirred for 1 h after which time the precipitated solids were collected by filtration to provide CVC mesylate (141.8 g) as “yellow crystals.” No physical form characterization data is provided for the “yellow crystals.” Furthermore, the drying conditions (e.g., temperature, time and pressure) are not specified. Also, no other polymorphic form characteristics of the product are disclosed

[011] In Example 16, methanesulfonic acid (0.65 mL) and “seed crystals” (80 mg) were successively added to a solution of crude CVC in methyl isobutyl ketone (15 mL). The resulting mixture was stirred for 16 h after which time methyl isobutyl ketone/ethyl acetate (1:1, 50 mL) was added. The mixture was stirred under ice-cooling for 2 h; the precipitated solids were collected by filtration; and the collected solids were dried at 40 °C under reduced pressure to obtain CVC mesylate (6.62 g) as “yellow powder.” The “yellow powder” was suspended in methyl isobutyl ketone (40 mL); the suspension was stirred for 16 hours; ethyl acetate (40 mL) was added to the suspension to provide a solution; the solution was stirred at room temperature for 1 hour; then stirred for 2 hours under ice-cooling and CVC mesylate was collected by filtration. The conditions used to dry CVC mesylate are not specified. The CVC mesylate produced in the example is described as a “yellow powder”. However, no other polymorphic form characteristics of the product are disclosed.

[012] Example 4 of International Publication No. WO 2016/105527 describes the preparation of solid CVC mesylate. In the example, crude CVC was dissolved in a mixture of ethyl acetate and acetonitrile, then methanesulfonic acid (1.01 equivalent) and ethyl acetate were successively added to the solution. The resulting mixture was stirred for 30 minutes after which time the mixture was seeded with CVC mesylate and the mixture was stirred at 20 °C for 8 hours. The precipitated solids were collected by filtration and washed with chilled ethyl acetate. These “crude crystals” were dissolved in acetonitrile at 70 °C and the solution was cooled to 50-55 °C over 1 hour and seeded with CVC mesylate. The solution was stirred at 50-55 °C for 6 hours then cooled to 20 °C over 1 hour then stirred for 8 hours. The precipitated crystals were collected by filtration and washed twice with chilled acetonitrile to provide CVC mesylate. The reference describes the product as a “bright yellow solid”. However, no other polymorphic form characteristics of the product are disclosed. .

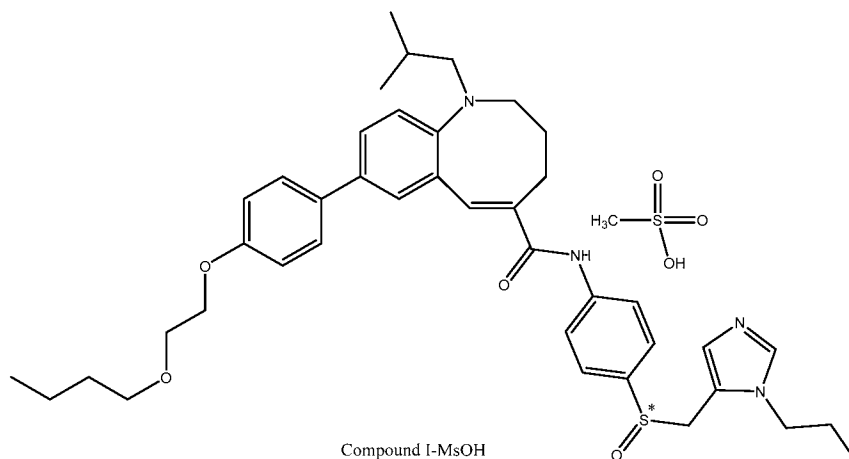
[013] M. Menning and S. Dalziel, *Mol. Pharmaceutics* (10) 4005–4015, 4006, (2013) disclose a monomesylate salt in a solid form as being a highly stable non-hygroscopic crystalline solid with a high melting point at 153 °C. However, no other polymorphic form characteristics of the product are disclosed.

[014] Thus, while the aforesaid described methods of making solid CVC mesylate, however the polymorphic characterization of the solids is not established. There is a need for CVC mesylate having high polymorphic purity and processes for making the same.

[015] The present disclosure relates to polymorphic and stable amorphous forms of CVC mesylate, methods of their preparation, pharmaceutical compositions thereof and methods of their use.

SUMMARY OF THE DISCLOSURE

[016] This disclosure relates to solid forms of a methanesulfonic acid salt of CVC (also “Compound I-MsOH” and “CVC mesylate”) and methods of making such forms. In one embodiment, the solid forms are crystalline forms.



[017] In some embodiments, the crystalline form of Compound I-MsOH is Crystalline Form A. In one embodiment, the Crystalline Form A exhibits an X-ray powder diffraction pattern comprising one or more peaks at about 4.0 ± 0.2 , about 18.7 ± 0.2 , about 19.1 ± 0.2 , about 20.1 ± 0.2 and about 21.7 ± 0.2 degrees two-theta. In another embodiment, the Crystalline Form A further exhibits one or more X-ray powder diffraction peaks at about 10.0 ± 0.2 , about 17.4 ± 0.2 , about 20.4 ± 0.2 , about 20.7 ± 0.2 , and about 23.2 ± 0.2 degrees two-theta.

[018] In one embodiment, the Crystalline Form A exhibits a differential scanning calorimetry thermogram having a peak characteristic value at about 152.9 ± 2.0 °C. In another embodiment, the Crystalline Form A exhibits a differential scanning calorimetry thermogram pattern substantially similar to Figure 2. In one embodiment, the Crystalline Form A exhibits a thermogravimetric analysis thermogram substantially similar to Figure 3.

[019] In further embodiments, the Crystalline Form A is in a substantially pure form. In one embodiment, the Crystalline Form A has a polymorphic purity of at least about 50%. In another embodiment, the Crystalline Form A has a polymorphic purity of at least about 60%. In one embodiment, the Crystalline Form A has a polymorphic purity of at least about 70%. In another embodiment, the Crystalline Form A has a polymorphic purity of at least about 80%. In one embodiment, the Crystalline Form A has a polymorphic purity of at least about 90%. In another embodiment, the Crystalline Form A has a polymorphic purity of at least about 95%.

[020] In one embodiment, the Crystalline Form A has a D_{90} ranging from about 5 μm to about 10 μm . In one embodiment, the Crystalline Form A is micronized.

[021] In other embodiments, the present disclosure provides a pharmaceutical composition comprising the Crystalline Form A and a pharmaceutically acceptable excipient.

[022] In some embodiments, the crystalline form of Compound I-MsOH is Crystalline Form B. In one embodiment, the Crystalline Form B exhibits an X-ray powder diffraction pattern comprising one or more peaks at about 4.0 ± 0.2 , about 15.9 ± 0.2 , about 17.8 ± 0.2 , about 19.9 ± 0.2 , about 20.1 ± 0.2 , about 21.5 ± 0.2 and about 21.6 ± 0.2 degrees two-theta. In another embodiment, the Crystalline Form B further exhibits X-ray powder diffraction pattern comprises one or more peaks at about 6.3 ± 0.2 , about 9.9 ± 0.2 , about 18.6 ± 0.2 , about 20.4 ± 0.2 and about 21.1 ± 0.2 degrees two-theta.

[023] In further embodiments, the Crystalline Form B is in a substantially pure form. In one embodiment, the Crystalline Form B has a polymorphic purity of at least about 50%. In another embodiment, the Crystalline Form B has a polymorphic purity of at least about 60%. In one embodiment, the Crystalline Form B has a polymorphic purity of at least about 70%. In another embodiment, the Crystalline Form B has a polymorphic purity of at least about 80%. In one embodiment, the Crystalline Form B has a polymorphic purity of at least about 90%. In another embodiment, the Crystalline Form B has a polymorphic purity of at least about 95%.

[024] In one embodiment, the Crystalline Form B has a D_{90} ranging from about 5 μm to about 10 μm .

[025] In other embodiments, the present disclosure provides a pharmaceutical composition comprising the Crystalline Form B and a pharmaceutically acceptable excipient.

[026] In some embodiments, the solid form of Compound I-MsOH is Crystalline Form C. In one embodiment, the Crystalline Form C exhibits an X-ray powder diffraction pattern comprising one or more peaks at about 4.0 ± 0.2 , about 10.0 ± 0.2 , about 16.0 ± 0.2 , about

18.7±0.2, about 20.0±0.2 and about 21.7±0.2 degrees two-theta. In another embodiment, the Crystalline Form C further exhibits X-ray powder diffraction pattern comprises one or more peaks at about 17.4±0.2, about 20.3±0.2, about 20.6±0.2, about 20.7±0.2 and about 21.2±0.2 degrees two-theta.

[027] In one embodiment, the Crystalline Form C exhibits a thermogravimetric analysis thermogram substantially similar to Figure 8. In another embodiment, the Crystalline Form C exhibits a differential scanning calorimetry thermogram having peak characteristic values at about 126.7±2.0 and about 151.5±2.0 °C. In other embodiments, the Crystalline Form C exhibits a differential scanning calorimetry thermogram pattern substantially similar to Figure 7.

[028] In further embodiments, the Crystalline Form C is in a substantially pure form. In one embodiment, the Crystalline Form C has a polymorphic purity of at least about 50%. In another embodiment, the Crystalline Form C has a polymorphic purity of at least about 60%. In one embodiment, the Crystalline Form C has a polymorphic purity of at least about 70%. In another embodiment, the Crystalline Form C has a polymorphic purity of at least about 80%. In one embodiment, the Crystalline Form C has a polymorphic purity of at least about 90%. In another embodiment, the Crystalline Form C has a polymorphic purity of at least about 95%.

[029] In one embodiment, the Crystalline Form C has a D₉₀ ranging from about 5 µm to about 10 µm.

[030] In other embodiments, the present disclosure provides a pharmaceutical composition comprising the Crystalline Form C and a pharmaceutically acceptable excipient.

[031] In some embodiments of the present disclosure, Compound I-MsOH has an amorphous form. In one embodiment, the amorphous form of Compound I-MsOH is stable. In another embodiment, the amorphous form of Compound I-MsOH exhibits a modulated DSC thermogram comprising a glass transition temperature at about 81.9 °C. In other embodiments, the present disclosure provides a pharmaceutical composition comprising an amorphous form of Compound I-MsOH and a pharmaceutically acceptable excipient.

[032] In other embodiments, methods of making Crystalline Form A of Compound I-MsOH are provided. In further embodiments, the Crystalline Form A produced by these methods is in a substantially pure form. In one embodiment, the method of making Crystalline Form A comprises: (a) suspending a Compound I-MsOH in a suitable solvent to form a slurry and (b) isolating Crystalline Form A of Compound I-MsOH. In one embodiment, the Compound I-MsOH in step (a) comprises amorphous Compound I-MsOH. In other embodiments, the

suspending step (a) is conducted at about 5 °C and the solvent is selected from ethyl acetate, isopropyl acetate, methyl isobutyl ketone, isopropanol, ethanol, 2-methyl-1-propanol, propyl acetate, acetonitrile, 1,2-dimethoxyethane, nitromethane, ethyl acetate/acetonitrile (e.g., 50/50); ethyl acetate/acetonitrile/water (e.g., 47.5/47.5/5); ethyl acetate/acetonitrile/pyridine (e.g., 47.5/47.5/5); ethyl acetate/acetonitrile/dichloromethane (e.g., 47.5/47.5/5); acetonitrile/ethyl acetate (e.g., 95/5); acetonitrile/pyridine (e.g., 95/5) or acetonitrile/dichloromethane (e.g., 95/5). In some embodiments, the suspending step (a) is conducted at a temperature of about 50 °C and the solvent is selected from ethyl acetate, isopropyl acetate, methyl isobutyl ketone, isopropanol, ethanol, 2-methyl-1-propanol, propyl acetate, acetonitrile, 1,2-dimethoxyethane, nitromethane, ethyl acetate/acetonitrile (e.g., 50/50); ethyl acetate/acetonitrile/water (e.g., 47.5/47.5/5); ethyl acetate/acetonitrile/pyridine (e.g., 47.5/47.5/5); ethyl acetate/acetonitrile/dichloromethane (e.g., 47.5/47.5/5); acetonitrile/ethyl acetate (e.g., 95/5); acetonitrile/pyridine (e.g., 95/5) or acetonitrile/dichloromethane (e.g., 95/5).

[033] In another embodiment, a method of making Crystalline Form A comprises: (a) suspending a Compound I-MsOH in a suitable solvent at a temperature of about 5 °C; (b) heating the suspension of step (a) to a temperature of about 50 °C; (c) isolating Crystalline Form A of Compound I-MsOH; and (d) drying the isolated product under vacuum, and breaking up product to dry at about 40 °C. In one embodiment, the Compound I-MsOH in step (a) comprises an amorphous Compound I-MsOH. In one embodiment, the suitable solvent is selected from the group consisting of ethyl acetate, isopropyl acetate, methyl isobutyl ketone, isopropanol, methyl ethyl ketone, acetone, 2-methyl-1-propanol, *tert*-butyl methyl ether, anisole, toluene, tetrahydrofuran, acetonitrile, 1,2-dimethoxyethane, nitromethane, ethyl acetate/acetonitrile (e.g., 50/50); ethyl acetate/acetonitrile/pyridine (e.g., 47.5/47.5/5); ethyl acetate/acetonitrile/dichloromethane (e.g., 47.5/47.5/5); acetonitrile/ethyl acetate (e.g., 95/5); acetonitrile/pyridine (e.g., 95/5) and acetonitrile/dichloromethane (e.g., 95/5).

[034] In another embodiment, a method of making Crystalline Form A comprises: (a) suspending a Compound I-MsOH in a suitable solvent at a temperature of about 25 °C; (b) heating the suspension of step (a) to a temperature of about 50 °C; (c) isolating Crystalline Form A of Compound I-MsOH; and (d) drying the isolated product under vacuum, and breaking up product to dry at about 40 °C. In one embodiment, the Compound I-MsOH in step (a) comprises an amorphous Compound I-MsOH. In one embodiment, the suitable solvent is selected from the group consisting of ethyl acetate, isopropyl acetate, methyl

isobutyl ketone, isopropanol, methyl ethyl ketone, acetone, 2-methyl-1-propanol, *tert*-butyl methyl ether, anisole, toluene, tetrahydrofuran, acetonitrile, 1,2-dimethoxyethane, nitromethane, ethyl acetate/acetonitrile (e.g., 50/50); ethyl acetate/acetonitrile/pyridine (e.g., 47.5/47.5/5); ethyl acetate/acetonitrile/dichloromethane (e.g., 47.5/47.5/5); acetonitrile/ethyl acetate (e.g., 95/5); acetonitrile/pyridine (e.g., 95/5) and acetonitrile/dichloromethane (e.g., 95/5).

[035] In one embodiment, a method of making Crystalline Form A comprises: (a) adding an anti-solvent to a solution of a Compound I-MsOH in a suitable solvent to precipitate Crystalline Form A and (b) isolating Crystalline Form A of Compound I-MsOH. In one embodiment, the Compound I-MsOH in step (a) comprises an amorphous Compound I-MsOH. In some embodiments, the suitable solvent is methanol and the suitable anti-solvent is *tert*-butyl methyl ether. In other embodiments, the suitable solvent is ethanol:water (e.g., 90:10); and the suitable anti-solvent is *tert*-butyl methyl ether. In another embodiment, the suitable solvent is ethyl acetate:acetonitrile:water (e.g., 47.5:47.5:5); and the suitable anti-solvent is *tert*-butyl methyl ether. In some embodiments, the suitable solvent is methanol; and the suitable anti-solvent is *tert*-butyl methyl ether.

[036] In another embodiment, a method of making Crystalline Form A comprises: (a) adding an anti-solvent to a solution of a Compound I-MsOH in a suitable solvent to form an oil that converts to Crystalline Form A and (b) isolating Crystalline Form A of Compound I-MsOH. In one embodiment, the Compound I-MsOH in step (a) comprises an amorphous Compound I-MsOH. In other embodiments, the suitable solvent is ethanol:water (e.g., 90:10); and the suitable anti-solvent is *tert*-butyl methyl ether. In another embodiment, the suitable solvent is ethyl acetate:acetonitrile:water (e.g., 47.5:47.5:5); and the suitable anti-solvent is *tert*-butyl methyl ether. In some embodiments, the suitable solvent is methanol; and the suitable anti-solvent is *tert*-butyl methyl ether.

[037] In another embodiment, a method of making Crystalline Form A comprises: (a) dissolving a Compound I-MsOH in a suitable solvent; (b) evaporating a portion of the suitable solvent from the solution of step (a); and (c) evaporating a portion of the suitable solvent from the solution of step (a). In one embodiment, the Compound I-MsOH in step (a) comprises an amorphous Compound I-MsOH. In some embodiments, the suitable solvent is selected from the group consisting of anisole, 2-methyl-1-propanol and isopropanol/water (90:10).

[038] In one embodiment, a method of making Crystalline Form A comprises: (a) suspending a Compound I-MsOH in a suitable solvent; (b) milling the suspension of step (a);

and (c) isolating Crystalline Form A of Compound I-MsOH. In one embodiment, the Compound I-MsOH in step (a) comprises an amorphous Compound I-MsOH. In another embodiment, a ball mill is used in the milling step (b) and the suitable solvent is selected from the group consisting of isopropanol, acetone, ethanol, acetonitrile and nitromethane.

[039] In other embodiments, methods of making Crystalline Form B are provided. In further embodiments, the Crystalline Form B produced by these methods is in a substantially pure form. In one embodiment, a method of making Crystalline Form B comprises: (a) suspending Compound I-MsOH in a suitable solvent and (b) forming a suspension of Crystalline Form B of Compound I-MsOH in the solvent. In one embodiment, the Compound I-MsOH in step (a) comprises an amorphous Compound I-MsOH. In some embodiments, the forming of the suspension of Crystalline Form B of Compound I-MsOH is at about 5 °C and the solvent is selected from methyl ethyl ketone, acetone and tetrahydrofuran. In other embodiments, the forming of the suspension of Crystalline Form B of Compound I-MsOH is at about 25 °C and the solvent is selected from acetone and tetrahydrofuran.

[040] In one embodiment of the present disclosure, Crystalline Form A of Compound I-MsOH prepared by any one of the disclosed method as disclosed herein is provided.

[041] In one embodiment, a method of making Crystalline Form B comprises: (a) dissolving a Compound I-MsOH in a suitable solvent; (b) adding a suitable anti-solvent to the solution of step (a); and (c) forming a suspension of Crystalline Form B of Compound I-MsOH. In one embodiment, the Compound I-MsOH in step (a) comprises an amorphous Compound I-MsOH. In some embodiments, the suspension of Crystalline Form B of Compound I-MsOH is formed at about 5 °C or at about 25 °C, the suitable solvent is dichloromethane and the suitable anti-solvent is *n*-heptane.

[042] In one embodiment of the present disclosure, Crystalline Form B of Compound I-MsOH prepared by any one of the disclosed method as disclosed herein is provided.

[043] In other embodiments, methods of making Crystalline Form C are provided. In further embodiments, the Crystalline Form C produced by these methods is in a substantially pure form. In one embodiment, a method of making Crystalline Form C comprises: (a) filtering suspension of Crystalline Form B of Compound I-MsOH, and (b) drying the filtered product under vacuum, and breaking up product to dry at ambient conditions.

[044] In another embodiment, a method of making Crystalline Form C comprises: (a) filtering suspension of Crystalline Form B of Compound I-MsOH, and (b) drying the filtered product under vacuum, and breaking up product to dry at less than about 20 °C.

[045] In one embodiment, a method of making Crystalline Form C comprises: (a) filtering suspension of Crystalline Form B of Compound I-MsOH, and (b) drying the filtered product under vacuum, and breaking up product to freeze-dry.

[046] In one embodiment of the present disclosure, Crystalline Form C of Compound I-MsOH prepared by any one of the disclosed method as disclosed herein is provided.

[047] In other embodiments, methods of making an amorphous form of Compound I-MsOH are provided. In other embodiments, methods of making a stable amorphous form of Compound I-MsOH are provided. In one embodiment, a method of making an amorphous Compound I-MsOH comprises: (a) dissolving a Compound I-MsOH in a suitable solvent; (b) evaporating a portion of the suitable solvent from the solution of step (a); and (c) isolating an amorphous form of Compound I-MsOH. In some embodiments, the suitable solvent is selected from the group consisting of dichloromethane, tetrahydrofuran and methanol. In another embodiment, the evaporating step (b) is conducted under ambient conditions. In one embodiment, the evaporating step (b) is conducted under pressure below that of atmospheric pressure.

[048] In one embodiment, a method of making an amorphous Compound I-MsOH comprises: (a) dissolving a Compound I-MsOH in a suitable solvent; (b) freeze-drying the solution of step (a); and (c) isolating an amorphous form of Compound I-MsOH. In one embodiment, the suitable solvent is a mixture of *tert*-butanol and water.

[049] In one embodiment of the present disclosure, an amorphous form of a Compound I-MsOH prepared by any one of the disclosed method as disclosed herein is provided.

[050] In another embodiment, a method of administering a solid form of Compound I-MsOH is provided comprising administering a composition, formulation, tablet, or composition described by any of the above-mentioned embodiments. In another embodiment, a method of treating a disease, disorder, or condition is provided comprising administering a therapeutically effective amount of a composition, formulation, tablet, or composition produced by any of the above-mentioned embodiments. In further embodiments, the disease, disorder, or condition is a viral infection. In other further embodiments, the viral infection is a retroviral infection. In other further embodiments, the disease, condition, or disorder is hepatitis, human immunodeficiency virus, or a sarcoma virus. In certain embodiments, the disease, condition, or disorder is human immunodeficiency virus. In additional embodiments, the disease, disorder, or condition is inflammation. In further additional embodiments, the disease, disorder or condition is graft versus host disease, diabetic inflammation, cardiovascular inflammation, or fibrosis.

[051] In one embodiment, the present disclosure provides a method of treating fibrosis or a fibrotic disease or condition in a subject in need thereof, comprising administering a therapeutically effective amount of any one of the Crystalline Form A of Compound I-MsOH as disclosed herein. In another embodiment, the present disclosure provides a method of treating fibrosis or a fibrotic disease or condition in a subject in need thereof, comprising administering a therapeutically effective amount of Crystalline Form B of Compound I-MsOH as disclosed herein. The present disclosure provides a method of treating fibrosis or a fibrotic disease or condition in a subject in need thereof, comprising administering a therapeutically effective amount of Crystalline Form C of Compound I-MsOH as disclosed herein. The present disclosure provides a method of treating fibrosis or a fibrotic disease or condition in a subject in need thereof, comprising administering a therapeutically effective amount of an amorphous form of Compound I-MsOH as disclosed herein. In one embodiment, the fibrosis or fibrotic disease or condition is liver fibrosis or renal fibrosis. In another embodiment, the liver fibrosis is associated with non-alcoholic steatohepatitis (NASH) or non-alcoholic fatty liver disease (NAFLD).

DETAILED DESCRIPTION OF THE DRAWINGS

[052] **FIG. 1** shows an X-ray powder diffraction (XRPD) pattern of Crystalline Form A of Compound I-MsOH.

[053] **FIG. 2** shows a differential scanning calorimetry (DSC) thermogram of Crystalline Form A of Compound I-MsOH.

[054] **FIG. 3** shows a thermogravimetric analysis (TGA) thermogram of Crystalline Form A of Compound I-MsOH.

[055] **FIG. 4** shows a solid-state ^{13}C nuclear magnetic resonance (SS ^{13}C NMR) spectrum of Crystalline Form A of Compound I-MsOH.

[056] **FIG. 5** shows an XRPD pattern of Crystalline Form B of Compound I-MsOH.

[057] **FIG. 6** shows an XRPD pattern of Crystalline Form C of Compound I-MsOH.

[058] **FIG. 7** shows a DSC thermogram of Crystalline Form C of Compound I-MsOH.

[059] **FIG. 8** shows a TGA thermogram of Crystalline Form C of Compound I-MsOH.

[060] **FIG. 9** shows a SS ^{13}C NMR spectrum of Crystalline Form C of Compound I-MsOH.

[061] **FIG. 10** shows an XRPD pattern of amorphous Compound I-MsOH.

[062] **FIG. 11** shows a modulated DSC thermogram of amorphous Compound I-MsOH.

[063] **FIGS. 12A and 12B** show scanning electron micrograph images of Crystalline Form A of Compound I-MsOH.

[064] FIGS. 13A and 13B show scanning electron micrograph images of Crystalline Form C of Compound I-MsOH.

DETAILED DESCRIPTION OF THE DISCLOSURE

Definitions

[065] While the following terms are believed to be well understood by one of ordinary skill in the art, the following definitions are set forth to facilitate explanation of the presently disclosed subject matter.

[066] It is to be understood that the terminology used herein is for the purpose of describing particular embodiments only and is not intended to be limiting.

Unless defined otherwise, all technical and scientific terms used herein have the same meaning as commonly understood to one of ordinary skill in the art to which the present application belongs. Although any methods and materials similar or equivalent to those described herein can be used in the practice or testing of the present application, representative methods and materials are herein described.

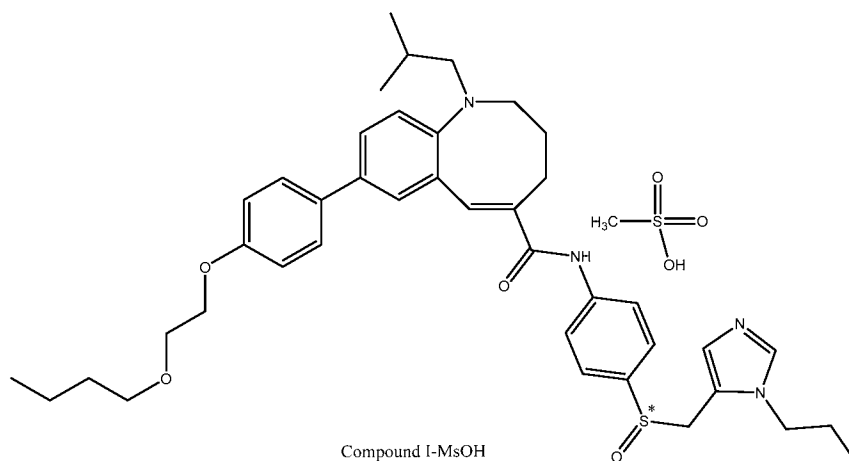
[067] Unless otherwise indicated, all numbers expressing quantities of ingredients, reaction conditions, and so forth used in the specification and claims are to be understood as being modified in all instances by the term "about". Accordingly, unless indicated to the contrary, the numerical parameters set forth in the present specification and attached claims are approximations that can vary depending upon the desired properties sought to be obtained by the present application. Generally the term "about", as used herein when referring to a measurable value such as an amount of weight, time, dose, etc. is meant to encompass in one example variations of $\pm 15\%$ or $\pm 10\%$, in another example $\pm 5\%$, in another example $\pm 1\%$, and in yet another example $\pm 0.1\%$ from the specified amount, as such variations are appropriate to perform the disclosed method.

[068] The term "a" or "an" refers to one or more of that entity; for example, "a halogen" refers to one or more halogens or at least one halogen. As such, the terms "a" (or "an"), "one or more" and "at least one" are used interchangeably herein. In addition, reference to "an alkyl group" by the indefinite article "a" or "an" does not exclude the possibility that more than one of the alkyl group is present (e.g., one or more, or two or more), unless the context clearly requires that there is one and only one of the alkyl groups.

[069] "Administering" includes any mode of administration, such as oral, subcutaneous, sublingual, transmucosal, parenteral, intravenous, intra-arterial, buccal, sublingual, topical, vaginal, rectal, ophthalmic, otic, nasal, inhaled, and transdermal. "Administering" can also

include prescribing or filling a prescription for a dosage form comprising a particular compound. “Administering” can also include providing directions to carry out a method involving a particular compound or a dosage form comprising the compound.

[070] The term “compound(s) of the present invention” or “present compound(s)” refers to the polymorphic and amorphous forms of (*S*)-8-(4-(2-Butoxyethoxy)phenyl)-1-(2-methylpropyl)-N-(4-(((1-propyl-1H-imidazol-5-yl)methyl)sulfinyl)phenyl)-1,2,3,4-tetrahydrobenzo[b]azocine-5-carboxamide methanesulfonic acid salt (Compound I-MsOH or CVC mesylate)



[071] As used herein, the verb “comprise” as is used in this description and in the claims and its conjugations are used in its non-limiting sense to mean that items following the word are included, but items not specifically mentioned are not excluded.

[072] The term “isomer” refers to compounds having the same chemical formula but may have different stereochemical formula, structural formula, or special arrangements of atoms. Examples of isomers include stereoisomers, diastereomers, enantiomers, conformational isomers, rotamers, geometric isomers, and atropisomers.

[073] “Pharmaceutical formulation” refers to a formulation of a compound of the disclosure and a medium generally accepted in the art for the delivery of the biologically active compound to mammals, *e.g.*, humans. Such a medium includes all pharmaceutically acceptable carriers, diluents or excipients therefor. The pharmaceutical formulations as described herein may be in various dosage forms, such as oral or solid or both dosage forms. In some embodiments, the present pharmaceutical formulations are in tablet or capsule dosage forms.

[074] Polymorphism can be characterized as the ability of a compound to crystallize into different crystal forms, while maintaining the same chemical formula. A crystalline polymorph of a given drug substance is chemically identical to any other crystalline

polymorph of that drug substance in containing the same atoms bonded to one another in the same way, but differs in its crystal forms, which can affect one or more physical properties, such as stability, solubility, melting point, bulk density, flow properties, bioavailability, etc.

[075] As used herein, the phrase “aprotic solvent,” “nonprotic solvent” or “non-protic solvent” refers to an organic solvent or mixtures of organic solvents that is not readily deprotonated in the presence of a strongly basic reactant. Non-limiting examples of non-protic solvents include ethers, dimethylformamide (DMF), dimethylacetamide (DMAC), 1,3-dimethyl-3,4,5,6-tetrahydro-2(1*H*)-pyrimidinone (DMPU), 1,3-dimethyl-2-imidazolidinone (DMI), N-methylpyrrolidinone (NMP), formamide, N-methylacetamide, N-methylformamide, acetonitrile, dimethyl sulfoxide, propionitrile, ethyl formate, methyl acetate, hexachloroacetone, acetone, ethyl methyl ketone, ethyl acetate, sulfolane, N,N-dimethylpropionamide, tetramethylurea, nitromethane, nitrobenzene, or hexamethylphosphoramide, diethoxymethane, tetrahydrofuran, 1,3-dioxane, 1,4-dioxane, furan, diethyl ether, tetrahydropyran, diisopropyl ether, dibutyl ether, ethylene glycol dimethyl ether, ethylene glycol diethyl ether, diethylene glycol dimethyl ether, diethylene glycol diethyl ether, triethylene glycol dimethyl ether, anisole, *t*-butyl methyl ether, and the like.

[076] As used herein, the phrase “protic solvent” refers to a solvent or solvent mixtures that is capable of functioning as an acid for purposes of protonating any unreacted, strongly basic reaction intermediates. Non-limiting examples of protic solvents include water, methanol, ethanol, 2-nitroethanol, 2-fluoroethanol, 2,2,2-trifluoroethanol, ethylene glycol, 1-propanol, 2-propanol, 2-methoxyethanol, 1-butanol, 2-butanol, *i*-butyl alcohol, *t*-butyl alcohol, 2-ethoxyethanol, diethylene glycol, 1-, 2-, or 3-pentanol, neo-pentyl alcohol, *t*-pentyl alcohol, diethylene glycol monomethyl ether, diethylene glycol monoethyl ether, cyclohexanol, benzyl alcohol, phenol, glycerol, and the like.

[077] As used herein, the phrase “part(s)” when used to describe volume of a liquid refers to an approximate estimate of the volume multiplier to a compound, substance, or liquid in which it refers to or which is stated previously. For example, 50 parts water with respect to Compound A means water with approximately 50 times the volume of Compound A is used.

[078] As used herein, “solvate” means a complex formed by solvation (the combination of solvent molecules with molecules or ions of the active agent of the present invention), or an aggregate that consists of a solute ion or molecule (the active agent of the present invention) with one or more solvent molecules. In the present invention, the preferred solvate is hydrate. Examples of hydrate include, but are not limited to, hemihydrate, monohydrate, dihydrate,

trihydrate, hexahydrate, etc. It should be understood by one of ordinary skill in the art that the pharmaceutically acceptable salt of the present compound may also exist in a solvate form. The solvate is typically formed via hydration which is either part of the preparation of the present compound or through natural absorption of moisture by the anhydrous compound of the present invention. Solvates including hydrates may be consisting in stoichiometric ratios, for example, with two, three, four salt molecules per solvate or per hydrate molecule. Another possibility, for example, that two salt molecules are stoichiometric related to three, five, seven solvent or hydrate molecules. Solvents used for crystallization, such as alcohols, especially methanol and ethanol; aldehydes; ketones, especially acetone; esters, e.g. ethyl acetate; may be embedded in the crystal grating. Preferred are pharmaceutically acceptable solvents.

[079] The term “substantially similar” as used herein means an analytical spectrum, such as XRPD patterns, Raman spectroscopy, and etc., which resembles the reference spectrum to a great degree in both the peak locations and their intensity. In one embodiment a “substantially similar” pattern or spectrum is when the peak locations and/or the peak intensity is within about 10% of the reference spectrum. In one embodiment a “substantially similar” pattern or spectrum is when the peak locations and/or the peak intensity is within about 5% of the reference spectrum. In one embodiment a “substantially similar” pattern or spectrum is when the peak locations and/or the peak intensity is within about 2% of the reference spectrum. In one embodiment a “substantially similar” pattern or spectrum is when the peak locations and the peak intensity is within about 2% of the reference spectrum. In another embodiment a “substantially similar” pattern or spectrum is when the peak locations and the peak intensity is within about 1% of the reference spectrum.

[080] “Therapeutically effective amount” means the amount of an active substance that, when administered to a subject for treating a disease, disorder, or other undesirable medical condition, is sufficient to have a beneficial effect with respect to that disease, disorder, or condition. The therapeutically effective amount will vary depending on the chemical identity and formulation form of the active substance, the disease or condition and its severity, and the age, weight, and other relevant characteristics of the patient to be treated. Determining the therapeutically effective amount of a given active substance is within the ordinary skill of the art and typically requires no more than routine experimentation.

[081] “Treating” includes ameliorating, mitigating, and reducing the instances of a disease or condition, or the symptoms of a disease or condition. Because the instances of many

diseases or conditions can be reduced before the disease or condition manifests, treating can also include prophylaxis.

[082] As used herein, the symbol “ \leq ” means “not more than” or “equal to or less than”; “ $<$ ” means “less than”; “ \geq ” means “not less than” or “equal to or more than”; and “ $>$ ” means “more than”. Furthermore, the numerical numbers, when used herein in connection with purity or impurity content, include not only the exact number but also the approximate range around the number. For example, the phrase “purity of 99.0%” denotes a purity of about 99.0%.

Crystalline Materials

[083] In one embodiment, the present invention provides a crystalline form of a salt and/or solvate of Compound I. In one embodiment, the salt is a methanesulfonic acid (MsOH) addition salt.

[084] In one embodiment, the crystalline forms are characterized by the interlattice plane intervals determined by an X-ray powder diffraction pattern (XRPD). The spectrum of XRPD is typically represented by a diagram plotting the intensity of the peaks versus the location of the peaks, i.e., diffraction angle 2θ (two-theta) in degrees. The intensities are often given in parenthesis with the following abbreviations: very strong = vst; strong = st; medium = m; weak = w; and very weak = vw. The characteristic peaks of a given XRPD can be selected according to the peak locations and their relative intensity to conveniently distinguish this crystalline structure from others. The % intensity of the peaks relative to the most intense peak may be represented as I/I_0 .

[085] Those skilled in the art recognize that the measurements of the XRPD peak locations and/or intensity for a given crystalline form of the same compound will vary within a margin of error. The values of degree 2θ allow appropriate error margins. Typically, the error margins are represented by “ \pm ”. For example, the degree 2θ of about “ 8.716 ± 0.3 ” denotes a range from about $8.716 + 0.3$, i.e., about 9.016, to about $8.716 - 0.3$, i.e., about 8.416. Depending on the sample preparation techniques, the calibration techniques applied to the instruments, human operational variation, and etc., those skilled in the art recognize that the appropriate error of margins for a XRPD can be about ± 0.7 ; ± 0.6 ; ± 0.5 ; ± 0.4 ; ± 0.3 ; ± 0.2 ; ± 0.1 ; ± 0.05 ; or less.

[086] Additional details of the methods and equipment used for the XRPD analysis are described in the Examples section.

[087] In one embodiment, the crystalline forms are characterized by Differential Scanning Calorimetry (DSC). The DSC thermogram is typically expressed by a diagram plotting the normalized heat flow in units of Watts/gram (“W/g”) versus the measured sample temperature in degree C. The DSC thermogram is usually evaluated for extrapolated onset and end (outset) temperatures, peak temperature, and heat of fusion. A peak characteristic value of a DSC thermogram is often used as the characteristic peak to distinguish this crystalline structure from others.

[088] Those skilled in the art recognize that the measurements of the DSC thermogram for a given crystalline form of the same compound will vary within a margin of error. The values of a single peak characteristic value, expressed in degree C, allow appropriate error margins. Typically, the error margins are represented by “ \pm ”. For example, the single peak characteristic value of about “53.09 \pm 2.0” denotes a range from about 53.09+2, i.e., about 55.09, to about 53.09-2, i.e., about 51.09. Depending on the sample preparation techniques, the calibration techniques applied to the instruments, human operational variations, and etc., those skilled in the art recognize that the appropriate error of margins for a single peak characteristic value can be ± 2.5 ; ± 2.0 ; ± 1.5 ; ± 1.0 ; ± 0.5 ; or less.

[089] Additional details of the methods and equipment used for the DSC and TGA thermogram analysis are described in the Examples section.

[090] In one embodiment, the crystalline form of Compound I is a methanesulfonic acid salt (Compound I-MsOH). In some embodiments, crystalline form of Compound I-MsOH exhibits different polymorphs. Examples of the crystalline form of Compound I-MsOH include, but are not limited to, Crystalline Forms A, B and C, as defined in the following sections.

[091] In one embodiment of the present disclosure, the crystalline form of Compound I-MsOH may comprise of a mixture of one or more forms of polymorphs of Compound I-MsOH. In some embodiments, the crystalline form of Compound I-MsOH may comprise of substantially pure form of one polymorph type. In one embodiment, the crystalline form of Compound I-MsOH may comprise of over about 99.9%, about 99.8%, about 99.7%, about 99.6%, about 99.5%, about 99.4%, about 99.3%, about 99.2%, about 99.1%, or about 99.0% of one polymorph of Compound I-MsOH. In another embodiment, the crystalline form of Compound I-MsOH may comprise over about 99%, about 98%, about 97%, about 96%, about 95%, about 94%, about 93%, about 92%, about 91%, or about 90% of one polymorph of Compound I-MsOH. In some embodiments, the crystalline form of Compound I-MsOH may comprise over about 90%, about 85%, about 80%, about 75%, about 70%, about 65%,

about 60%, about 55%, about 50%, about 45%, or about 40% of one polymorph of Compound I-MsOH.

[092] In one embodiment of the present disclosure, the crystalline form of Compound I-MsOH may comprise of at least about 99.9%, about 99.8%, about 99.7%, about 99.6%, about 99.5%, about 99.4%, about 99.3%, about 99.2%, about 99.1%, about 99.0 %, about 98%, about 97%, about 96%, about 95%, about 94%, about 93%, about 92%, about 91%, about 90%, about 85%, about 80%, about 75%, about 70%, about 65%, about 60%, about 55% or about 50% of Crystalline Form A of Compound I-MsOH.

[093] In one embodiment of the present disclosure, the crystalline form of Compound I may be Crystalline Form A of Compound I-MsOH comprising about 0.1%, about 0.2%, about 0.3%, about 0.4%, about 0.5%, about 0.6%, about 0.7%, about 0.8%, about 0.9%, about 1%, about 1.5%, about 2%, about 2.5%, about 3%, about 3.5%, about 4%, about 4.5%, about 5%, about 5.5%, about 6%, about 6.5%, about 7%, about 7.5%, about 8%, about 8.5%, about 9%, about 9.5%, about 10%, about 11%, about 12%, about 13%, about 14%, about 15%, about 16%, about 17%, 1 about 8%, about 19%, about 20%, about 25%, about 30%, about 35%, about 40%, about 45% or about 50% of Crystalline Forms B or C, or mixtures thereof.

[094] In one embodiment of the present disclosure, the crystalline form of Compound I-MsOH may be Crystalline Form A of Compound I-MsOH comprising about 0.1%, about 0.2%, about 0.3%, about 0.4%, about 0.5%, about 0.6%, about 0.7%, about 0.8%, about 0.9%, about 1%, about 1.5%, about 2%, about 2.5%, about 3%, about 3.5%, about 4%, about 4.5%, about 5%, about 5.5%, about 6%, about 6.5%, about 7%, about 7.5%, about 8%, about 8.5%, about 9%, about 9.5%, about 10%, about 11%, about 12%, about 13%, about 14%, about 15%, about 16%, about 17%, about 18%, about 19%, about 20%, about 25%, about 30%, about 35%, about 40%, about 45% or about 50% of Crystalline Form B.

[095] In one embodiment of the present disclosure, the crystalline form of Compound I-MsOH may be Crystalline Form A of Compound I-MsOH comprising about 0.1%, about 0.2%, about 0.3%, about 0.4%, about 0.5%, about 0.6%, about 0.7%, about 0.8%, about 0.9%, about 1%, about 1.5%, about 2%, about 2.5%, about 3%, about 3.5%, about 4%, about 4.5%, about 5%, about 5.5%, about 6%, about 6.5%, about 7%, about 7.5%, about 8%, about 8.5%, about 9%, about 9.5%, about 10%, about 11%, about 12%, about 13%, about 14%, about 15%, about 16%, about 17%, about 18%, about 19%, about 20%, about 25%, about 30%, about 35%, about 40%, about 45% or about 50% of Crystalline Form C.

[096] In one embodiment of the present disclosure, the crystalline form of Compound I-MsOH may comprise of at least about 99.9%, about 99.8%, about 99.7%, about 99.6%, about

99.5%, about 99.4%, about 99.3%, about 99.2%, about 99.1%, about 99.0 %, about 98%, about 97%, about 96%, about 95%, about 94%, about 93%, about 92%, about 91%, about 90%, about 85%, about 80%, about 75%, about 70%, about 65%, about 60%, about 55% or about 50% of Crystalline Form B of Compound I-MsOH.

[097] In one embodiment of the present disclosure, the crystalline form of Compound I may be Crystalline Form B of Compound I-MsOH comprising about 0.1%, about 0.2%, about 0.3%, about 0.4%, about 0.5%, about 0.6%, about 0.7%, about 0.8%, about 0.9%, about 1%, about 1.5%, about 2%, about 2.5%, about 3%, about 3.5%, about 4%, about 4.5%, about 5%, about 5.5%, about 6%, about 6.5%, about 7%, about 7.5%, about 8%, about 8.5%, about 9%, about 9.5%, about 10%, about 11%, about 12%, about 13%, about 14%, about 15%, about 16%, about 17%, about 18%, about 19%, about 20%, about 25%, about 30%, about 35%, about 40%, about 45% or about 50% of Crystalline Forms A or C, or mixtures thereof.

[098] In one embodiment of the present disclosure, the crystalline form of Compound I-MsOH may be Crystalline Form B of Compound I-MsOH comprising about 0.1%, about 0.2%, about 0.3%, about 0.4%, about 0.5%, about 0.6%, about 0.7%, about 0.8%, about 0.9%, about 1%, about 1.5%, about 2%, about 2.5%, about 3%, about 3.5%, about 4%, about 4.5%, about 5%, about 5.5%, about 6%, about 6.5%, about 7%, about 7.5%, about 8%, about 8.5%, about 9%, about 9.5%, about 10%, about 11%, about 12%, about 13%, about 14%, about 15%, about 16%, about 17%, about 18%, about 19%, about 20%, about 25%, about 30%, about 35%, about 40%, about 45% or about 50% of Crystalline Form A.

[099] In one embodiment of the present disclosure, the crystalline form of Compound I-MsOH may be Crystalline Form B of Compound I-MsOH comprising about 0.1%, about 0.2%, about 0.3%, about 0.4%, about 0.5%, about 0.6%, about 0.7%, about 0.8%, about 0.9%, about 1%, about 1.5%, about 2%, about 2.5%, about 3%, about 3.5%, about 4%, about 4.5%, about 5%, about 5.5%, about 6%, about 6.5%, about 7%, about 7.5%, about 8%, about 8.5%, about 9%, about 9.5%, about 10%, about 11%, about 12%, about 13%, about 14%, about 15%, about 16%, about 17%, about 18%, about 19%, about 20%, about 25%, 3 about 0%, about 35%, about 40%, about 45% or about 50% of Crystalline Form C.

[100] In one embodiment of the present disclosure, the crystalline form of Compound I-MsOH may comprise of at least about 99.9%, about 99.8%, about 99.7%, about 99.6%, about 99.5%, about 99.4%, about 99.3%, about 99.2%, about 99.1%, about 99.0 %, about 98%, about 97%, about 96%, about 95%, about 94%, about 93%, about 92%, about 91%, about 90%, about 85%, about 80%, about 75%, about 70%, about 65%, about 60%, about 55% or about 50% of Crystalline Form C of Compound I-MsOH.

[101] In one embodiment of the present disclosure, the crystalline form of Compound I may be Crystalline Form C of Compound I-MsOH comprising about 0.1%, about 0.2%, about 0.3%, about 0.4%, about 0.5%, about 0.6%, about 0.7%, about 0.8%, about 0.9%, about 1%, about 1.5%, about 2%, about 2.5%, about 3%, about 3.5%, about 4%, about 4.5%, about 5%, about 5.5%, about 6%, about 6.5%, about 7%, about 7.5%, about 8%, about 8.5%, about 9%, about 9.5%, about 10%, about 11%, about 12%, about 13%, about 14%, about 15%, about 16%, about 17%, about 18%, about 19%, about 20%, about 25%, about 30%, about 35%, about 40%, about 45% or about 50% of Crystalline Forms A or B, or mixtures thereof.

[102] In one embodiment of the present disclosure, the crystalline form of Compound I-MsOH may be Crystalline Form C of Compound I-MsOH comprising about 0.1%, about 0.2%, about 0.3%, about 0.4%, about 0.5%, about 0.6%, about 0.7%, about 0.8%, about 0.9%, about 1%, about 1.5%, about 2%, about 2.5%, about 3%, about 3.5%, about 4%, about 4.5%, about 5%, about 5.5%, about 6%, about 6.5%, about 7%, about 7.5%, about 8%, about 8.5%, about 9%, about 9.5%, about 10%, about 11%, about 12%, about 13%, about 14%, about 15%, about 16%, about 17%, about 18%, about 19%, about 20%, about 25%, about 30%, about 35%, about 40%, about 45% or about 50% of Crystalline Form A.

[103] In one embodiment of the present disclosure, the crystalline form of Compound I-MsOH may be Crystalline Form C of Compound I-MsOH comprising about 0.1%, about 0.2%, about 0.3%, about 0.4%, about 0.5%, about 0.6%, about 0.7%, about 0.8%, about 0.9%, about 1%, about 1.5%, about 2%, about 2.5%, about 3%, about 3.5%, about 4%, about 4.5%, about 5%, about 5.5%, about 6%, about 6.5%, about 7%, about 7.5%, about 8%, about 8.5%, about 9%, about 9.5%, about 10%, about 11%, about 12%, about 13%, about 14%, about 15%, about 16%, about 17%, about 18%, about 19%, about 20%, about 25%, about 30%, about 35%, about 40%, about 45% or about 50% of Crystalline Form B.

Crystalline Form A

[104] In one embodiment, Crystalline Form A of Compound I-MsOH (Crystalline Form A) exhibits an XRPD comprising one or more peaks at about 4.0, about 18.7, about 19.1, about 20.1 and about 21.7 degrees two-theta with the margin of error of about ± 0.5 ; about ± 0.4 ; about ± 0.3 ; about ± 0.2 ; about ± 0.1 ; about ± 0.05 ; or less. In another embodiment, the XRPD of the Crystalline Form A further comprises one or more peaks at about 10.0, about 17.4, about 20.4, about 20.7, and about 23.2 degrees two-theta with the margin of error of about ± 0.5 ; about ± 0.4 ; about ± 0.3 ; about ± 0.2 ; about ± 0.1 ; about ± 0.05 ; or less. In further embodiment, the Crystalline Form A further comprises one or more peaks at about 6.3, about

20.8, about 21.3, about 22.0 and about 23.8 degrees two-theta with the margin of error of about ± 0.5 ; about ± 0.4 ; about ± 0.3 ; about ± 0.2 ; about ± 0.1 ; about ± 0.05 ; or less. In another embodiment, the Crystalline Form A further comprises one or more peaks at about 8.1, about 13.4, about 18.1, about 22.2 and about 22.8 degrees two-theta with the margin of error of about ± 0.5 ; about ± 0.4 ; about ± 0.3 ; about ± 0.2 ; about ± 0.1 ; about ± 0.05 ; or less. In yet another embodiment, the Crystalline Form A exhibits an XRPD comprising peaks shown in Table 1. In one embodiment, the Crystalline Form A exhibits an XRPD comprising peaks substantially similar to peaks shown in Table 1.

Table 1. XRPD Table of Crystalline Form A

2-Theta	Intensity %
4.0	100.0
5.5	10.0
6.3	22.4
6.6	11.8
8.1	18.4
10.0	38.4
10.2	8.2
10.6	15.3
10.9	10.6
12.2	9.4
12.4	14.1
12.7	12.2
12.9	16.9
13.4	18.8
13.6	9.0
15.0	13.7
15.4	13.7
15.7	16.1
16.3	11.4
16.8	10.6
17.4	48.6
18.1	18.8
18.7	65.1
19.1	52.9
19.5	9.8
20.1	62.0
20.4	39.6
20.7	35.7
20.8	22.7
21.3	31.8
21.7	67.5
22.0	19.6
22.2	18.8

2-Theta	Intensity %
22.8	18.8
23.2	48.2
23.5	11.0
23.8	21.6
24.2	14.5
24.6	13.3
24.9	12.2
25.1	14.9
25.4	14.1
25.8	10.2
26.2	14.5
26.5	12.2

[105] In one specific embodiment, the Crystalline Form A exhibits an XRPD that is substantially similar to Figure 1.

[106] In one embodiment, the Crystalline Form A exhibits a DSC thermogram comprising a sharp endotherm at about 152.9 °C with the error of margin of about ± 2.5 ; about ± 2.0 ; about ± 1.5 ; about ± 1.0 ; about ± 0.5 ; or less. In one specific embodiment, the Crystalline Form A exhibits a DSC thermogram that is substantially similar to Figure 2.

[107] In one embodiment, the Crystalline Form A exhibits a TGA thermogram that is substantially similar to Figure 3. In other embodiments, the TGA thermogram of the Crystalline Form A exhibits a weight loss of 0.0 to about 2.5% in the temperature range of 25 to 250 °C.

[108] In one embodiment, the Crystalline Form A exhibits a solid-state ^{13}C NMR spectrum that is substantially similar to Figure 4.

Crystalline Form B

[109] In one embodiment, Crystalline Form B of Compound I-MsOH (Crystalline Form B) exhibits an XRPD comprising one or more peaks at about 4.0, about 15.9, about 17.8, about 19.9, about 20.1, about 21.5 and about 21.6 degrees two-theta with the margin of error of about ± 0.5 ; about ± 0.4 ; about ± 0.3 ; about ± 0.2 ; about ± 0.1 ; about ± 0.05 ; or less. In another embodiment, the XRPD of the Crystalline Form B further comprises one or more peaks at about 6.3, about 9.9, about 18.6, about 20.4 and about 21.1 degrees two-theta with the margin of error of about ± 0.5 ; about ± 0.4 ; about ± 0.3 ; about ± 0.2 ; about ± 0.1 ; about ± 0.05 ; or less. In further embodiment, the Crystalline Form B further comprises one or more peaks at about 15.9, about 16.6, about 17.8, about 18.4 and about 24.3 degrees two-theta with the margin of

error of about ± 0.5 ; about ± 0.4 ; about ± 0.3 ; about ± 0.2 ; about ± 0.1 ; about ± 0.05 ; or less. In another embodiment, the Crystalline Form B further comprises one or more peaks at about 5.7, about 6.5, about 7.9, about 12.7 and about 22.7 degrees two-theta with the margin of error of about ± 0.5 ; about ± 0.4 ; about ± 0.3 ; about ± 0.2 ; about ± 0.1 ; about ± 0.05 ; or less. In yet another embodiment, the Crystalline Form B exhibits an XRPD comprising peaks shown in Table 2. In one embodiment, the Crystalline Form B exhibits an XRPD comprising peaks substantially similar to peaks shown in Table 2.

Table 2. XRPD Table of Crystalline Form B

2-Theta	Intensity %
4.0	100.0
5.7	10.8
6.0	9.8
6.3	21.1
6.5	10.6
6.6	8.7
7.7	6.6
7.9	11.3
8.3	5.5
9.9	18.5
10.6	9.2
10.8	5.5
11.0	7.2
11.9	5.7
12.4	7.9
12.7	10.6
13.0	5.8
13.1	5.8
13.5	6.0
13.8	5.7
13.9	6.2
15.2	5.5
15.5	5.7
15.7	5.5
15.9	16.4
16.3	5.8
16.6	12.8
16.8	7.5
17.0	9.2
17.3	7.9
17.4	8.1
17.8	16.8
18.1	9.4
18.4	12.5

2-Theta	Intensity %
18.6	18.7
18.9	9.1
19.0	10.0
19.2	7.9
19.3	7.9
19.4	7.9
19.9	41.3
20.1	30.0
20.4	24.7
20.8	8.5
21.1	23.6
21.5	36.0
21.6	43.2
22.3	8.7
22.4	7.4
22.6	7.7
22.7	11.5
23.4	10.0
23.7	7.7
24.0	7.7
24.3	14.3
24.8	8.9
25.1	6.8
25.4	6.0
25.7	7.7
26.0	4.9

[110] In one specific embodiment, the Crystalline Form B exhibits an XRPD that is substantially similar to Figure 5.

Crystalline Form C

[111] In one embodiment, Crystalline Form C of Compound I-MsOH (Crystalline Form C) exhibits an XRPD comprising one or more peaks at about 4.0, about 10.0, about 16.0, about 18.7, about 20.0 and about 21.7 degrees two-theta with the margin of error of about ± 0.5 ; about ± 0.4 ; about ± 0.3 ; about ± 0.2 ; about ± 0.1 ; about ± 0.05 ; or less. In another embodiment, the XRPD of the Crystalline Form C further comprises one or more peaks at about 17.4, about 20.3, about 20.6, about 20.7 and about 21.2 degrees two-theta with the margin of error of about ± 0.5 ; about ± 0.4 ; about ± 0.3 ; about ± 0.2 ; about ± 0.1 ; about ± 0.05 ; or less. In further embodiment, the Crystalline Form C further comprises one or more peaks at about 6.3, about 6.5, about 19.1, about 21.3 and about 23.1 degrees two-theta with the margin of error of about

± 0.5 ; about ± 0.4 ; about ± 0.3 ; about ± 0.2 ; about ± 0.1 ; about ± 0.05 ; or less. In another embodiment, the Crystalline Form C further comprises one or more peaks at about 6.6, about 8.1, about 17.8, about 18.1 and about 23.3 degrees two-theta with the margin of error of about ± 0.5 ; about ± 0.4 ; about ± 0.3 ; about ± 0.2 ; about ± 0.1 ; about ± 0.05 ; or less. In yet another embodiment, the Crystalline Form C exhibits an XRPD comprising peaks shown in Table 3. In one embodiment, the Crystalline Form C exhibits an XRPD comprising peaks substantially similar to peaks shown in Table 3.

Table 3. XRPD Table of Crystalline Form C

2-Theta	Intensity %
4.0	100.0
6.3	21.7
6.5	15.9
6.6	15.6
8.1	15.6
10.0	31.0
10.6	13.9
10.9	11.5
11.2	8.3
11.3	8.3
11.8	5.6
12.1	6.9
12.3	7.4
12.7	10.5
12.9	11.7
13.4	10.5
13.6	7.2
13.9	6.9
14.0	6.3
14.3	5.8
14.5	5.0
15.0	7.8
15.3	9.0
15.7	10.5
16.0	12.7
16.3	11.2
16.7	12.5
16.8	10.4
17.1	9.7
17.2	10.4
17.4	25.6
17.8	14.9
18.1	14.9
18.7	27.1

2-Theta	Intensity %
19.1	23.4
19.4	13.4
19.6	11.0
20.0	46.8
20.3	23.8
20.6	24.9
20.7	26.2
21.2	23.8
21.3	23.4
21.7	46.8
22.2	13.6
22.3	12.8
23.1	19.5
23.3	14.9
23.5	11.5
23.7	11.0
24.2	11.2
24.5	11.2
24.8	11.3
25.0	12.6
25.1	13.0
25.4	11.3
25.5	10.2
25.7	10.4
26.1	8.7
26.2	8.4
26.5	9.3

[112] In one specific embodiment, the Crystalline Form C exhibits an XRPD that is substantially similar to Figure 6.

[113] In one embodiment, the Crystalline Form C exhibits a DSC thermogram comprising a sharp endotherm at about 151.5 °C with the error of margin of about ± 2.5 ; about ± 2.0 ; about ± 1.5 ; about ± 1.0 ; about ± 0.5 ; or less. In another embodiment, the Crystalline Form C further exhibits a DSC thermogram comprising one or more of the following peaks: endotherm at about 126.7 ± 2.0 °C and exotherm at about 205.2 ± 2.0 °C. In one specific embodiment, the Crystalline Form C exhibits a DSC thermogram that is substantially similar to Figure 7.

[114] In one embodiment, the Crystalline Form C exhibits a TGA thermogram that is substantially similar to Figure 8. In another embodiment, the TGA thermogram of the Crystalline Form C exhibits a 0.0 to about 2.5% weight loss in the temperature range of 25 to 250 °C.

Methods of Isolating Crystalline Materials

[115] In certain embodiments, the crystalline polymorphs of Compound I-MsOH are isolated after they are prepared. The isolation of the crystalline polymorphs may be accomplished using methods such as filtration, decantation, or other suitable separation technique.

In certain embodiments, the isolated crystalline polymorphs are optionally washed with a liquid such as an anti-solvent, acetonitrile, methanol, ethanol, ethyl acetate, methyl ethyl ketone, acetone, tetrahydrofuran, or a combination thereof. In particular embodiments, the isolated crystalline polymorphs are washed with a combination of anti-solvent and an organic solvent.

Crystalline Form A

[116] In certain embodiments, methods of making Crystalline Form A of Compound I-MsOH (Crystalline Form A) are provided.

[117] In one embodiment, the method of making Crystalline Form A comprises (a) suspending a Compound I-MsOH in a suitable solvent to form a slurry and (b) isolating Crystalline Form A. In further embodiments, the suspending step (a) is conducted at about 5 °C, or about 50 °C. In further embodiments, the suspending step (a) is conducted overnight. In further embodiments, the suspending step (a) is conducted for about 12 hours. In an embodiment carried out at about 5 °C the solvent is selected from ethyl acetate, isopropyl acetate, methyl isobutyl ketone, isopropanol, ethanol, 2-methyl-1-propanol, propyl acetate, acetonitrile, 1,2-dimethoxyethane, nitromethane, ethyl acetate/acetonitrile (e.g., 50/50); ethyl acetate/acetonitrile/water (e.g., 47.5/47.5/5); ethyl acetate/acetonitrile/pyridine (e.g., 47.5/47.5/5); ethyl acetate/acetonitrile/dichloromethane (e.g., 47.5/47.5/5); acetonitrile/ethyl acetate (e.g., 95/5); acetonitrile/pyridine (e.g., 95/5) and acetonitrile/dichloromethane (e.g., 95/5). In an embodiment carried out at about 50 °C the solvent is selected from ethyl acetate, isopropyl acetate, methyl isobutyl ketone, isopropanol, methyl ethyl ketone, acetone, *tert*-butyl methyl ether, anisole, toluene, acetonitrile, 1,2-dimethoxyethane, ethyl acetate/acetonitrile (e.g., 50/50); ethyl acetate/acetonitrile/pyridine (e.g., 47.5/47.5/5); ethyl acetate/acetonitrile/dichloromethane (e.g., 47.5/47.5/5); acetonitrile/ethyl acetate (e.g., 95/5); acetonitrile/pyridine (e.g., 95/5) and acetonitrile/dichloromethane (e.g., 95/5). In still further embodiments, the Compound I-MsOH used in step (a) is amorphous.

[118] In another embodiment, the method of making Crystalline Form A comprises (a) suspending a Compound I-MsOH in a suitable solvent to form a slurry, (b) maturing the

slurry at about 25 °C and then about 50 °C, (c) isolating Crystalline Form A, and (d) drying the isolated product under vacuum, and breaking up product to dry at above 30 °C. In one embodiment, the isolating step (b) is conducted by filtration. In further embodiments, the drying at above 30 °C is conducted at a temperature that converts substantially all of the Crystalline Form B and/or Crystalline Form C present in the product into Crystalline Form A. More particularly, the drying is done at about 40 °C. In further embodiments, the maturing step (a) is conducted at about four hours for each of the temperatures. In an embodiment carried out at about 5 °C the solvent is selected from ethyl acetate, isopropyl acetate, methyl isobutyl ketone, isopropanol, methyl ethyl ketone, acetone, 2-methyl-1-propanol, *tert*-butyl methyl ether, anisole, toluene, tetrahydrofuran, acetonitrile, 1,2-dimethoxyethane, nitromethane, ethyl acetate/acetonitrile (e.g., 50/50); ethyl acetate/acetonitrile/pyridine (e.g., 47.5/47.5/5); ethyl acetate/acetonitrile/dichloromethane (e.g., 47.5/47.5/5); acetonitrile/ethyl acetate (e.g., 95/5); acetonitrile/pyridine (e.g., 95/5) and acetonitrile/dichloromethane (e.g., 95/5). In still further embodiments, the Compound I-MsOH used in step (a) is amorphous.

[119] In one embodiment, the method of making Crystalline Form A comprises (a) suspending a Compound I-MsOH in a suitable solvent at a temperature of about 5 °C, (b) heating the suspension of step (a) at about 50 °C, (c) isolating Crystalline Form A, and (d) drying the isolated product under vacuum, and breaking up the product and drying at above 30 °C. In some embodiments, the suspension formed in step (a) is a slurry. In one embodiment, the heating step (b) is maturing the suspension of step (a). In one embodiment, the isolating step (b) is conducted by filtration. In one embodiment, the drying step (d) is at about 40 °C. In an embodiment, the solvent is selected from ethyl acetate, isopropyl acetate, methyl isobutyl ketone, isopropanol, methyl ethyl ketone, acetone, 2-methyl-1-propanol, *tert*-butyl methyl ether, anisole, toluene, tetrahydrofuran, acetonitrile, 1,2-dimethoxyethane, nitromethane, ethyl acetate/acetonitrile (e.g., 50/50); ethyl acetate/acetonitrile/pyridine (e.g., 47.5/47.5/5); ethyl acetate/acetonitrile/dichloromethane (e.g., 47.5/47.5/5); acetonitrile/ethyl acetate (e.g., 95/5); acetonitrile/pyridine (e.g., 95/5) or acetonitrile/dichloromethane (e.g., 95/5). In still further embodiments, the Compound I-MsOH used in step (a) is amorphous.

[120] In one embodiment, the method of making Crystalline Form A comprises (a) suspending a Compound I-MsOH in a suitable solvent at a temperature of about 25 °C, (b) heating the suspension of step (a) at about 50 °C, (c) isolating Crystalline Form A, and (d) drying the isolated product under vacuum, and breaking up the product and drying at above 30 °C. In some embodiments, the suspension formed in step (a) is a slurry. In one embodiment, the heating step (b) is maturing the suspension of step (a). In one embodiment,

the isolating step (b) is conducted by filtration. In one embodiment, the drying step (d) is at about 40 °C. In an embodiment, the solvent is selected from ethyl acetate, isopropyl acetate, methyl isobutyl ketone, isopropanol, methyl ethyl ketone, acetone, 2-methyl-1-propanol, *tert*-butyl methyl ether, anisole, toluene, tetrahydrofuran, acetonitrile, 1,2-dimethoxyethane, nitromethane, ethyl acetate/acetonitrile (e.g., 50/50); ethyl acetate/acetonitrile/pyridine (e.g., 47.5/47.5/5); ethyl acetate/acetonitrile/dichloromethane (e.g., 47.5/47.5/5); acetonitrile/ethyl acetate (e.g., 95/5); acetonitrile/pyridine (e.g., 95/5) or acetonitrile/dichloromethane (e.g., 95/5). In still further embodiments, the Compound I-MsOH used in step (a) is amorphous.

[121] In another embodiment, the method of making Crystalline Form A comprises (a) adding to a solution of Compound I-MsOH in a suitable solvent an anti-solvent to precipitate Crystalline Form A, and (b) isolating Crystalline Form A. In yet another embodiment, the method of making Crystalline Form A comprises (a) adding to a solution of Compound I-MsOH in a suitable solvent an anti-solvent to form an oil that converts to Crystalline Form A, and (b) isolating Crystalline Form A. In further embodiments, the solution of step (a) is at about 25 °C. In further embodiments, the conversion of the oil of step (a) is at about 25 °C. In an embodiment where Crystalline Form A precipitates, the solvent/anti-solvent combination is methanol/*tert*-butyl methyl ether. In an embodiment where an oil is formed that converts to Crystalline Form A, the solvent/anti-solvent combination is selected from ethanol:water (e.g., 90:10)/*tert*-butyl methyl ether, ethyl acetate:acetonitrile:water (e.g., 47.5:47.5:5)/ *tert*-butyl methyl ether, and methanol/*tert*-butyl methyl ether. In still further embodiments, the Compound I-MsOH used in step (a) is amorphous.

[122] In another embodiment, the method of making Crystalline Form A comprises (a) evaporating a solution of Compound I-MsOH at ambient conditions to precipitate Crystalline Form A, and (b) isolating Crystalline Form A. In one embodiment, the method of making Crystalline Form A comprises (a) dissolving a Compound I-MsOH in a suitable solvent, (b) evaporating a portion of the suitable solvent from the solution of step (a), and (c) isolating Crystalline Form A. In an embodiment where Crystalline Form A precipitates after evaporation of the solvent, wherein the solvent is selected from anisole, 2-methyl-1-propanol and isopropanol:water (e.g., 90:10). In further embodiments, the Compound I-MsOH used in step (a) is amorphous.

[123] In yet another embodiment, the method of making Crystalline Form A comprises (a) suspending a Compound I-MsOH in a suitable solvent; (b) milling the suspension of step (a); and (c) isolating Crystalline Form A of Compound I-MsOH. In further embodiments, the Compound I-MsOH used in step (a) is amorphous. In still further embodiments, the milling

step (b) is conducted using a ball mill. In further embodiments, the milling step (b) is conducted for about two hours. In an embodiment, the solvent is selected from isopropanol, acetone, ethanol, acetonitrile, and nitromethane. In further embodiments, the Compound I-MsOH used in step (a) is amorphous.

[124] In one embodiment, the method of making Crystalline Form A of Compound I-MsOH comprises (a) preparing amorphous Compound I-MsOH, (b) dissolving or suspending the amorphous Compound I-MsOH in a suitable solvent, (c) inducing the formation of Crystalline Form B, (d) inducing the Crystalline Form B to convert to Crystalline Form C, and (e) inducing the Crystalline Form C to convert to Crystalline Form A. In further embodiments, the Crystalline Form C is converted to Crystalline Form A by drying the Crystalline Form C at a temperature of about 40 °C. In a preferred embodiment, substantially all of the Crystalline Form C is converted into Crystalline Form A by drying the Crystalline Form C at a temperature above 30 °C.

[125] In other embodiments, the Crystalline Form A prepared by the embodiments above is substantially pure. For example, polymorphic purity of the Crystalline Form A may comprise at least about 99.9%, about 99.8%, about 99.7%, about 99.6%, about 99.5%, about 99.4%, about 99.3%, about 99.2%, about 99.1%, about 99.0 %, about 98%, about 97%, about 96%, about 95%, about 94%, about 93%, about 92%, about 91%, about 90%, about 85%, about 80%, about 75%, about 70%, about 65%, about 60%, about 55% or about 50% of Crystalline Form A of Compound I-MsOH.

Crystalline Form B

[126] In certain embodiments, methods of making Crystalline Form B of Compound I-MsOH (Crystalline Form B) are provided.

[127] In one embodiment, the method of making Crystalline Form B comprises (a) suspending Compound I-MsOH in a suitable solvent and (b) forming a suspension of Crystalline Form B of Compound I-MsOH in the solvent. In an embodiment, the suspension forms at about 5 °C where the solvent is selected from methyl ethyl ketone, acetone and tetrahydrofuran. In an embodiment, the suspension forms at about 25 °C where the solvent is selected from acetone and tetrahydrofuran. In further embodiments, the Compound I-MsOH used in step (a) is amorphous.

[128] In yet another embodiment, the method of making Crystalline Form B comprises (a) dissolving a Compound I-MsOH in a suitable solvent; (b) adding a suitable anti-solvent to the solution of step (a); and (c) forming a suspension of Crystalline Form B of Compound I-

MsOH. In an embodiment, the suspension forms at about 5 °C or about 25 °C where the suitable solvent is dichloromethane and the suitable anti-solvent is n-heptane. In further embodiments, the Compound I-MsOH used in step (a) is amorphous.

[129] In other embodiments, the Crystalline Form B prepared by the embodiments above is substantially pure. For example, polymorphic purity of the Crystalline Form B may comprise at least about 99.9%, about 99.8%, about 99.7%, about 99.6%, about 99.5%, about 99.4%, about 99.3%, about 99.2%, about 99.1%, about 99.0 %, about 98%, about 97%, about 96%, about 95%, about 94%, about 93%, about 92%, about 91%, about 90%, about 85%, about 80%, about 75%, about 70%, about 65%, about 60%, about 55% or about 50% of Crystalline Form B of Compound I-MsOH.

Crystalline Form C

[130] In certain embodiments, methods of making Crystalline Form C of Compound I-MsOH (Crystalline Form C) are provided.

[131] In one embodiment, the method of making Crystalline Form C comprises (a) filtering suspension of Crystalline Form B of Compound I-MsOH, and (b) drying the filtered product under vacuum, and breaking up product to dry at ambient conditions. In a particular embodiment, the suspension of Crystalline Form B of Compound I-MsOH is in acetone. In further embodiments, the Compound I-MsOH used in step (a) is amorphous. It has been found that this drying temperature of less than about 20 °C provides for the conversion of the isolated Crystalline Form B to Crystalline Form C while minimizing the formation of Crystalline Form A.

[132] In one embodiment, the method of making Crystalline Form C comprises (a) filtering suspension of Crystalline Form B of Compound I-MsOH, and (b) drying the filtered product under vacuum, and breaking up the product and drying at less than 20 °C. In another embodiment, the method of making Crystalline Form C comprises (a) filtering suspension of Crystalline Form B of Compound I-MsOH, and (b) drying the filtered product under vacuum, and breaking up product to freeze dry. In some embodiments, the method of making Crystalline Form C comprises (a) filtering suspension of Crystalline Form B of Compound I-MsOH, and (b) freeze drying the filtered product under vacuum.

[133] In other embodiments, the Crystalline Form C prepared by the embodiments above is substantially pure. For example, polymorphic purity of the Crystalline Form C may comprise at least about 99.9%, about 99.8%, about 99.7%, about 99.6%, about 99.5%, about 99.4%, about 99.3%, about 99.2%, about 99.1%, about 99.0 %, about 98%, about 97%, about 96%,

about 95%, about 94%, about 93%, about 92%, about 91%, about 90%, about 85%, about 80%, about 75%, about 70%, about 65%, about 60%, about 55% or about 50% of Crystalline Form C of Compound I-MsOH.

Amorphous Materials

[134] In one embodiment, the amorphous form of Compound I-MsOH exhibits a modulated DSC thermogram comprising a glass transition temperature at about 81.9 °C with the error of margin of about ± 2.5 ; about ± 2.0 ; about ± 1.5 ; about ± 1.0 ; about ± 0.5 ; or less. In one specific embodiment, the amorphous of Compound I-MsOH exhibits a DSC thermogram that is substantially similar to Figure 11.

[135] In one specific embodiment, the amorphous of Compound I-MsOH exhibits an XRPD that is substantially similar to Figure 10.

Methods of Making Amorphous Materials

[136] In certain embodiments, methods of making a stable amorphous form of Compound I-MsOH are provided.

[137] In one embodiment, the method of making amorphous Compound I-MsOH comprises (a) dissolving a Compound I-MsOH in a suitable solvent; (b) evaporating a portion of the suitable solvent from the solution of step (a); and (c) isolating an amorphous form of Compound I-MsOH. In further embodiments, the suitable solvent is selected from the group consisting of dichloromethane, tetrahydrofuran and methanol. In further embodiments, the evaporating step (b) is conducted under ambient conditions. In certain other further embodiments, the evaporating step (b) is conducted under pressure below that of atmospheric pressure (rotary evaporation).

In one embodiment, the method of making amorphous Compound I-MsOH comprises (a) dissolving a Compound I-MsOH in a suitable solvent; (b) freeze-drying solution of step (a); and (c) isolating an amorphous form of Compound I-MsOH. In further embodiments, the suitable solvent is *tert*-butanol/water.

Micronization of Crystalline Forms

[138] In one embodiment, the present disclosure provides micronized Crystalline forms of Compound I-MsOH. In one embodiment, the Crystalline Form A of Compound I-MsOH is micronized. In one embodiment, the Crystalline Form B of Compound I-MsOH is micronized. In one embodiment, the Crystalline Form C of Compound I-MsOH is micronized.

[139] As used herein, “D₉₀” of an indicated diameter means that 90% of the particles of a compound of the invention have a diameter that is less than the indicated diameter. For example, a D₉₀ of 7.6 μm means that 90% of the particles of a compound of the invention have a diameter that is less than 7.6 μm. Similarly, as used herein, “D₅₀” of an indicated diameter means that 50% of the particles of a compound of the invention have a diameter that is less than the indicated diameter. Also, as used herein, “D₁₀” of an indicated diameter means that 10% of the particles of a compound of the invention have a diameter that is less than the indicated diameter.

[140] In some embodiments, the Crystalline forms of Compound I-MsOH have a D₉₀ ranging from about 1 μm to about 20 μm. In some embodiments, the Crystalline forms of Compound I-MsOH have a D₉₀ ranging from about 2 μm to about 15 μm. In other embodiments, the Crystalline forms of Compound I-MsOH have a D₉₀ ranging from about 3 μm to about 10 μm. In some embodiments, the Crystalline forms of Compound I-MsOH have a D₉₀ ranging from about 4 μm to about 9 μm.

[141] In some embodiments, the Crystalline forms of Compound I-MsOH have a D₉₀ of about 1 μm, about 2 μm, about 3 μm, about 4 μm, about 5 μm, about 6 μm, about 7 μm, about 8 μm, about 9 μm, about 10 μm, about 11 μm, about 12 μm, about 13 μm, about 14 μm, about 15 μm, about 16 μm, about 17 μm, about 18 μm, about 19 μm, about 20 μm, about 21 μm, about 22 μm, about 23 μm, about 24 μm, or about 25 μm, or a value ranging from and to any of these diameters. In some embodiments, the Crystalline forms of Compound I-MsOH have a D₉₀ of about 6.0 μm, about 6.1 μm, about 6.2 μm, about 6.3 μm, about 6.4 μm, about 6.5 μm, about 6.6 μm, about 6.7 μm, about 6.8 μm, about 6.9 μm, about 7.0 μm, about 7.1 μm, about 7.2 μm, about 7.3 μm, about 7.4 μm, about 7.5 μm, about 7.6 μm, about 7.7 μm, about 7.8 μm, about 7.9 μm, about 8.0 μm, 8.1 μm, about 8.2 μm, about 8.3 μm, about 8.4 μm, about 8.5 μm, about 8.6 μm, about 8.7 μm, about 8.8 μm, about 8.9 μm, or about 9.0 μm, or a value ranging from and to any of these diameters.

[142] In some embodiments, the Crystalline forms of Compound I-MsOH have a D₅₀ ranging from about 0.5 μm to about 20 μm. In some embodiments, the Crystalline forms of Compound I-MsOH have a D₅₀ ranging from about 1 μm to about 15 μm. In other embodiments, the Crystalline forms of Compound I-MsOH have a D₅₀ ranging from about 1 μm to about 10 μm. In some embodiments, the Crystalline forms of Compound I-MsOH have a D₅₀ ranging from about 1 μm to about 5 μm.

[143] In some embodiments, the Crystalline forms of Compound I-MsOH have a D₅₀ of about 0.5 μm, about 1 μm, about 2 μm, about 3 μm, about 4 μm, about 5 μm, about 6 μm,

about 7 μm , about 8 μm , about 9 μm , about 10 μm , about 11 μm , about 12 μm , about 13 μm , about 14 μm , about 15 μm , about 16 μm , about 17 μm , about 18 μm , about 19 μm , about 20 μm , about 21 μm , about 22 μm , about 23 μm , about 24 μm , or about 25 μm , or a value ranging from and to any of these diameters. In some embodiments, the Crystalline forms of Compound I-MsOH have a D_{50} of about 0.5 μm , about 0.6 μm , about 0.7 μm , about 0.8 μm , about 0.9 μm , about 1.0 μm , about 1.1 μm , about 1.2 μm , about 1.3 μm , about 1.4 μm , about 1.5 μm , about 1.6 μm , about 1.7 μm , about 1.8 μm , about 1.9 μm , about 2.0 μm , about 2.1 μm , about 2.2 μm , about 2.3 μm , about 2.4 μm , about 2.5 μm , about 2.6 μm , about 2.7 μm , about 2.8 μm , about 2.9 μm , about 3.0 μm , 3.1 μm , about 3.2 μm , about 3.3 μm , about 3.4 μm , about 3.5 μm , about 3.6 μm , about 3.7 μm , about 3.8 μm , about 3.9 μm , about 4.0 μm , 4.1 μm , about 4.2 μm , about 4.3 μm , about 4.4 μm , about 4.5 μm , about 4.6 μm , about 4.7 μm , about 4.8 μm , about 4.9 μm , or about 5.0 μm , or a value ranging from and to any of these diameters.

[144] In some embodiments, the Crystalline forms of Compound I-MsOH have a D_{10} ranging from about 0.1 μm to about 10 μm . In some embodiments, the Crystalline forms of Compound I-MsOH have a D_{10} ranging from about 0.1 μm to about 5 μm . In other embodiments, the Crystalline forms of Compound I-MsOH have a D_{10} ranging from about 0.1 μm to about 1 μm . In some embodiments, the Crystalline forms of Compound I-MsOH have a D_{10} ranging from about 0.2 μm to about 0.8 μm .

[145] In some embodiments, the Crystalline forms of Compound I-MsOH have a D_{10} of about 0.1 μm , about 0.2 μm , about 0.3 μm , about 0.4 μm , about 0.5 μm , about 0.6 μm , about 0.7 μm , about 0.8 μm , about 0.9 μm , about 1 μm , about 2 μm , about 3 μm , about 4 μm , about 5 μm , about 6 μm , about 7 μm , about 8 μm , about 9 μm , or about 10 μm , or a value ranging from and to any of these diameters. In some embodiments, the Crystalline forms of Compound I-MsOH have a D_{10} of about 0.1 μm , about 0.2 μm , about 0.3 μm , about 0.4 μm , 0.5 μm , about 0.6 μm , about 0.7 μm , about 0.8 μm , about 0.9 μm , about 1.0 μm , about 1.1 μm , about 1.2 μm , about 1.3 μm , about 1.4 μm , about 1.5 μm , about 1.6 μm , about 1.7 μm , about 1.8 μm , about 1.9 μm , or about 2.0 μm , or a value ranging from and to any of these diameters. In some embodiments, the Crystalline forms of Compound I-MsOH have a D_{10} of about 0.41 μm , about 0.42 μm , about 0.43 μm , about 0.44 μm , about 0.45 μm , about 0.46 μm , about 0.47 μm , about 0.48 μm , about 0.49 μm , 0.50 μm , about 0.51 μm , about 0.52 μm , about 0.53 μm , about 0.54 μm , about 0.55 μm , about 0.56 μm , about 0.57 μm , about 0.58 μm , about 0.59 μm , about 0.60 μm , about 0.61 μm , about 0.62 μm , about 0.63 μm , about 0.64 μm , about 0.65 μm , about 0.66 μm , about 0.67 μm , about 0.68 μm , about 0.69 μm ,

about 0.70 μm , about 0.71 μm , about 0.72 μm , about 0.73 μm , about 0.74 μm , about 0.75 μm , about 0.76 μm , about 0.77 μm , about 0.78 μm , about 0.79 μm , or about 0.80 μm , or a value ranging from and to any of these diameters.

[146] In some embodiments, the particle size and the particle size distribution (e.g., D_{90} , D_{50} , and D_{10}) of a compound of the invention is determined by the laser light diffraction particle size distribution analysis. The particle size distribution is determined in accordance with the Fraunhofer light diffraction method. In this method, a coherent laser beam passes through the sample and the resulting diffraction pattern is focused on a multi-element detector. Since the diffraction pattern depends, among other parameters, on particle size, the particle size distribution can be calculated based on the measured diffraction pattern of the sample. In one embodiment, the particle size and the particle size distribution is measured according to U.S. Pharmacopeia (USP) <429>.

[147] In one embodiment, the micronized Crystalline forms of Compound I-MsOH have a surface area of about 5 m^2/g to about 20 m^2/g . In another embodiment, the micronized Crystalline forms of Compound I-MsOH have a surface area of about 7 m^2/g to about 18 m^2/g . In other embodiments, the micronized Crystalline forms of Compound I-MsOH have a surface area of about 8 m^2/g to about 15 m^2/g . In some embodiments, the micronized Crystalline forms of Compound I-MsOH have a surface area of about 10 m^2/g to about 14 m^2/g . In one embodiment, the micronized Crystalline forms of Compound I-MsOH have a surface area of about 12 m^2/g .

[148] In one embodiment, the micronized Crystalline forms of Compound I-MsOH have a surface area of about 5 m^2/g , about 6 m^2/g , about 7 m^2/g , about 8 m^2/g , about 9 m^2/g , about 10 m^2/g , about 11 m^2/g , about 12 m^2/g , about 13 m^2/g , about 14 m^2/g , about 15 m^2/g , about 16 m^2/g , about 17 m^2/g , about 18 m^2/g , about 19 m^2/g , or about 20 m^2/g , or a value ranging from and to any of these surface areas. In one embodiment, the micronized Crystalline forms of Compound I-MsOH have a surface area of about 10.0 m^2/g , about 10.1 m^2/g , about 10.2 m^2/g , about 10.3 m^2/g , about 10.4 m^2/g , about 10.5 m^2/g , about 10.6 m^2/g , about 10.7 m^2/g , about 10.8 m^2/g , about 10.9 m^2/g , about 11.0 m^2/g , about 11.1 m^2/g , about 11.2 m^2/g , about 11.3 m^2/g , about 11.4 m^2/g , about 11.5 m^2/g , about 11.6 m^2/g , about 11.7 m^2/g , about 11.8 m^2/g , about 11.9 m^2/g , about 12.0 m^2/g , about 12.1 m^2/g , about 12.2 m^2/g , about 12.3 m^2/g , about 12.4 m^2/g , about 12.5 m^2/g , about 12.6 m^2/g , about 12.7 m^2/g , about 12.8 m^2/g , about 12.9 m^2/g , about 13.0 m^2/g , about 13.1 m^2/g , about 13.2 m^2/g , about 13.3 m^2/g , about 13.4 m^2/g , about 13.5 m^2/g , about 13.6 m^2/g , about 13.7 m^2/g , about 13.8 m^2/g , about 13.9 m^2/g , or about 14.0 m^2/g , or a value ranging from and to any of these surface areas. In one

embodiment, the micronized Crystalline forms of Compound I-MsOH have a surface area of about 12.0 m²/g, about 12.1 m²/g, about 12.2 m²/g, about 12.3 m²/g, about 12.4 m²/g, about 12.5 m²/g, about 12.6 m²/g, about 12.7 m²/g, about 12.8 m²/g, about 12.9 m²/g, or about 13.0 m²/g, or a value ranging from and to any of these surface areas.

[149] In one embodiment, the micronized Crystalline forms of Compound I-MsOH have a tapped bulk density of about 0.05 to about 1.0. In another embodiment, the micronized Crystalline forms of Compound I-MsOH have a tapped bulk density of about 0.1 to about 0.5. In other embodiments, the micronized Crystalline forms of Compound I-MsOH have a tapped bulk density of about 0.15 to about 0.20.

[150] In one embodiment, the micronized Crystalline forms of Compound I-MsOH have a tapped bulk density of about 0.05, about 0.06, about 0.07, about 0.08, about 0.09, about 0.10, about 0.11, about 0.12, about 0.13, about 0.14, about 0.15, about 0.16, about 0.17, about 0.18, about 0.19, about 0.20, about 0.21, about 0.22, about 0.23, about 0.24, about 0.25, about 0.26, about 0.27, about 0.28, about 0.29, about 0.30, about 0.31, about 0.32, about 0.33, about 0.34, about 0.35, about 0.36, about 0.37, about 0.38, about 0.39, about 0.40, about 0.41, about 0.42, about 0.43, about 0.44, about 0.45, about 0.46, about 0.47, about 0.48, about 0.49, about 0.50, about 0.51, about 0.52, about 0.53, about 0.54, about 0.55, about 0.56, about 0.57, about 0.58, about 0.59, or about 0.60, or a value ranging from and to any of values.

Dissolution

[151] In one embodiment, the present disclosure provides Crystalline forms of Compound I-MsOH which has an extrapolated intrinsic dissolution rate of about 1 µg/min to about 25 µg/min at about pH 3.1 to about pH 3.2. In another embodiment, the present disclosure provides Crystalline forms of Compound I-MsOH which has an extrapolated intrinsic dissolution rate of about 5 µg/min to about 15 µg/min. In one embodiment, the present disclosure provides Crystalline forms of Compound I-MsOH which has an extrapolated intrinsic dissolution rate of about 6 µg/min to about 12 µg/min. In one embodiment, the Crystalline Form A of Compound I-MsOH is micronized. In one embodiment, the Crystalline Form B of Compound I-MsOH is micronized. In one embodiment, the Crystalline Form C of Compound I-MsOH is micronized.

[152] In one embodiment, the extrapolated intrinsic dissolution rate is measured using dissolution disc having 7.07 mm² which was compressed under high pressure, *ca.* 100 kg, using a constructed die. In one embodiment, a Sirius T3 was used as the dissolution apparatus containing 20 mL of test media with stirring speed of the paddle set to -30%. In some

embodiments, the dissolution was measured at room temperature. In one embodiment, dissolution was measured over 1 pH sector by ultraviolet (UV) spectrometry. In one embodiment, the UV spectra of the dissolution solution was collected over time, for example every 30 seconds, and converted to concentration using the molar extinction coefficient (MEC) by UV-metric titration. In one embodiment, the intrinsic dissolution rate was calculated by dividing the extrapolated dissolution rate by the surface area of the dissolution disc. In one embodiment, the dissolution media was Britton-Robinson buffer solution. In one embodiment, the dissolution media was pH 3.1 Britton-Robinson buffer solution. In one embodiment, the dissolution media was pH 3.2 Britton-Robinson buffer solution. In another embodiment, the dissolution media was pH 4.7 Britton-Robinson buffer solution.

[153] In some embodiments, the Crystalline forms of Compound I-MsOH have an extrapolated intrinsic dissolution rate of about 1 $\mu\text{g}/\text{min}$, about 2 $\mu\text{g}/\text{min}$, about 3 $\mu\text{g}/\text{min}$, about 4 $\mu\text{g}/\text{min}$, about 5 $\mu\text{g}/\text{min}$, about 6 $\mu\text{g}/\text{min}$, about 7 $\mu\text{g}/\text{min}$, about 8 $\mu\text{g}/\text{min}$, about 9 $\mu\text{g}/\text{min}$, about 10 $\mu\text{g}/\text{min}$, about 11 $\mu\text{g}/\text{min}$, about 12 $\mu\text{g}/\text{min}$, about 13 $\mu\text{g}/\text{min}$, about 14 $\mu\text{g}/\text{min}$, about 15 $\mu\text{g}/\text{min}$, about 16 $\mu\text{g}/\text{min}$, about 17 $\mu\text{g}/\text{min}$, about 18 $\mu\text{g}/\text{min}$, about 19 $\mu\text{g}/\text{min}$, about 20 $\mu\text{g}/\text{min}$, about 21 $\mu\text{g}/\text{min}$, about 22 $\mu\text{g}/\text{min}$, about 23 $\mu\text{g}/\text{min}$, about 24 $\mu\text{g}/\text{min}$, or about 25 $\mu\text{g}/\text{min}$ or a value ranging from and to any of these dissolution rate at about pH 3.1 to about pH 3.2. In some embodiments, the Crystalline forms of Compound I-MsOH have an extrapolated intrinsic dissolution rate of about 4.0 $\mu\text{g}/\text{min}$, about 4.1 $\mu\text{g}/\text{min}$, about 4.2 $\mu\text{g}/\text{min}$, about 4.3 $\mu\text{g}/\text{min}$, about 4.4 $\mu\text{g}/\text{min}$, about 4.5 $\mu\text{g}/\text{min}$, about 4.6 $\mu\text{g}/\text{min}$, about 4.7 $\mu\text{g}/\text{min}$, about 4.8 $\mu\text{g}/\text{min}$, about 4.9 $\mu\text{g}/\text{min}$, about 5.0 $\mu\text{g}/\text{min}$, about 5.1 $\mu\text{g}/\text{min}$, about 5.2 $\mu\text{g}/\text{min}$, about 5.3 $\mu\text{g}/\text{min}$, about 5.4 $\mu\text{g}/\text{min}$, about 5.5 $\mu\text{g}/\text{min}$, about 5.6 $\mu\text{g}/\text{min}$, about 5.7 $\mu\text{g}/\text{min}$, about 5.8 $\mu\text{g}/\text{min}$, about 5.9 $\mu\text{g}/\text{min}$, about 6.0 $\mu\text{g}/\text{min}$, about 6.1 $\mu\text{g}/\text{min}$, about 6.2 $\mu\text{g}/\text{min}$, about 6.3 $\mu\text{g}/\text{min}$, about 6.4 $\mu\text{g}/\text{min}$, about 6.5 $\mu\text{g}/\text{min}$, about 6.6 $\mu\text{g}/\text{min}$, about 6.7 $\mu\text{g}/\text{min}$, about 6.8 $\mu\text{g}/\text{min}$, about 6.9 $\mu\text{g}/\text{min}$, about 7.0 $\mu\text{g}/\text{min}$, about 7.1 $\mu\text{g}/\text{min}$, about 7.2 $\mu\text{g}/\text{min}$, about 7.3 $\mu\text{g}/\text{min}$, about 7.4 $\mu\text{g}/\text{min}$, about 7.5 $\mu\text{g}/\text{min}$, about 7.6 $\mu\text{g}/\text{min}$, about 7.7 $\mu\text{g}/\text{min}$, about 7.8 $\mu\text{g}/\text{min}$, about 7.9 $\mu\text{g}/\text{min}$, about 8.0 $\mu\text{g}/\text{min}$, about 8.1 $\mu\text{g}/\text{min}$, about 8.2 $\mu\text{g}/\text{min}$, about 8.3 $\mu\text{g}/\text{min}$, about 8.4 $\mu\text{g}/\text{min}$, about 8.5 $\mu\text{g}/\text{min}$, about 8.6 $\mu\text{g}/\text{min}$, about 8.7 $\mu\text{g}/\text{min}$, about 8.8 $\mu\text{g}/\text{min}$, about 8.9 $\mu\text{g}/\text{min}$, about 9.0 $\mu\text{g}/\text{min}$, about 9.1 $\mu\text{g}/\text{min}$, about 9.2 $\mu\text{g}/\text{min}$, about 9.3 $\mu\text{g}/\text{min}$, about 9.4 $\mu\text{g}/\text{min}$, about 9.5 $\mu\text{g}/\text{min}$, about 9.6 $\mu\text{g}/\text{min}$, about 9.7 $\mu\text{g}/\text{min}$, about 9.8 $\mu\text{g}/\text{min}$, about 9.9 $\mu\text{g}/\text{min}$, about 10.0 $\mu\text{g}/\text{min}$, about 10.1 $\mu\text{g}/\text{min}$, about 10.2 $\mu\text{g}/\text{min}$, about 10.3 $\mu\text{g}/\text{min}$, about 10.4 $\mu\text{g}/\text{min}$, about 10.5 $\mu\text{g}/\text{min}$, about 10.6 $\mu\text{g}/\text{min}$, about 10.7 $\mu\text{g}/\text{min}$, about 10.8 $\mu\text{g}/\text{min}$, about 10.9 $\mu\text{g}/\text{min}$, about 11.0 $\mu\text{g}/\text{min}$, about 11.1 $\mu\text{g}/\text{min}$, about 11.2 $\mu\text{g}/\text{min}$, about 11.3 $\mu\text{g}/\text{min}$, about 11.4 $\mu\text{g}/\text{min}$, about

11.5 µg/min, about 11.6 µg/min, about 11.7 µg/min, about 11.8 µg/min, about 11.9 µg/min, about 12.0 µg/min, about 12.1 µg/min, about 12.2 µg/min, about 12.3 µg/min, about 12.4 µg/min, about 12.5 µg/min, about 12.6 µg/min, about 12.7 µg/min, about 12.8 µg/min, about 12.9 µg/min, about 13.0 µg/min, about 13.1 µg/min, about 13.2 µg/min, about 13.3 µg/min, about 13.4 µg/min, about 13.5 µg/min, about 13.6 µg/min, about 13.7 µg/min, about 13.8 µg/min, about 13.9 µg/min, or about 14.0 µg/min, or a value ranging from and to any of these dissolution rate at about pH 3.1 to about pH 3.2.

[154] In some embodiments, the Crystalline forms of Compound I-MsOH have an extrapolated intrinsic dissolution rate of about 6.5 µg/min to about 12.0 µg/min at about pH 3.1 to about pH 3.2. In other embodiments, the Crystalline forms of Compound I-MsOH have an extrapolated intrinsic dissolution rate of about 6.5 µg/min to about 11.0 µg/min at about pH 3.1 to about pH 3.2. In other embodiments, the Crystalline forms of Compound I-MsOH have an extrapolated intrinsic dissolution rate of about 6.5 µg/min to about 10.0 µg/min at about pH 3.1.

Pharmaceutical Compositions

[155] In one embodiment, the present invention provides a pharmaceutical composition comprising a crystalline polymorphic form or an amorphous form of CVC mesylate and a pharmaceutically acceptable excipient. As used herein, a “pharmaceutically acceptable excipient” includes without limitation any adjuvant, carrier, glidant, sweetening agent, diluent, preservative, dye/colorant, flavor enhancer, surfactant, wetting agent, dispersing agent, suspending agent, stabilizer, bulking agent, fillers, isotonic agent, solvent, or emulsifier which has been approved by the United States Food and Drug Administration as being acceptable for use in humans or domestic animals. In one embodiment, suitable pharmaceutically acceptable excipients include, but are not limited to, water, salt solutions, alcohol, polyethylene glycols, gelatin, lactose, amylase, magnesium stearate, talc, silicic acid, viscous paraffin, hydroxymethylcellulose and polyvinylpyrrolidone.

[156] In one aspect, the present invention provides a pharmaceutical composition and a combination package that are useful for treating fibrosis and/or fibrotic diseases or conditions.

[157] The compositions are intended to be administered by a suitable route, including, but not limited to, orally, parenterally, rectally, topically and locally. For oral administration, capsules and tablets can be formulated. The compositions are in liquid, semi-liquid or solid form and are formulated in a manner suitable for each route of administration.

[158] In one embodiment, the pharmaceutical composition comprises a therapeutically effective amount of (a) an additional therapeutic agent; and (b) a CVC mesylate or solvate thereof. Ingredients (a) and (b) are pharmaceutically active ingredients. The pharmaceutical composition may comprise additional active ingredients besides (a) and (b). For example, the pharmaceutical composition may comprise the additional active agent as described above. In one embodiment, the additional active agent is a FXR or PPAR- α agonist. In one embodiment, the additional active agent is a chemokine antagonist.

[159] In one specific embodiment, the pharmaceutical composition comprises a FXR agonist and CVC mesylate or a solvate thereof. In another specific embodiment, the pharmaceutical composition comprises a PPAR- α agonist and CVC mesylate or a solvate thereof. In one specific embodiment, the pharmaceutical composition comprises a chemokine antagonist and CVC mesylate or a solvate thereof.

[160] In further embodiments, the CVC mesylate ingredient (b) is Crystalline Form A, Crystalline Form B, Crystalline Form C, or amorphous, or mixtures thereof.

[161] In one embodiment, the pharmaceutical composition comprises a therapeutically effective amount of CVC mesylate or solvate thereof. In further embodiments, the CVC mesylate is Crystalline Form A, Crystalline Form B, Crystalline Form C, or amorphous, or mixtures thereof.

[162] The CVC mesylate or solvate thereof may be formulated into any dosage form suitable for oral or injectable administration. When the compound is administered orally, it can be formulated into solid dosage forms for oral administration, for example, tablets, capsules, pills, granules, and so on. It also can be formulated into liquid dosage forms for oral administration, such as oral solutions, oral suspensions, syrups and the like. The term “tablets” as used herein, refers to those solid preparations which are prepared by homogeneously mixing and pressing the compounds and suitable auxiliary materials into circular or irregular troches, mainly in common tablets for oral administration, including also buccal tablets, sublingual tablets, buccal wafer, chewable tablets, dispersible tablets, soluble tablets, effervescent tablets, sustained-release tablets, controlled-release tablets, enteric-coated tablets and the like. The term “capsules” as used herein, refers to those solid preparations which are prepared by filling the compounds, or the compounds together with suitable auxiliary materials into hollow capsules or sealing into soft capsule materials. According to the solubility and release property, capsules can be divided into hard capsules (regular capsules), soft capsules (soft shell capsules), sustained-release capsules, controlled-release capsules, enteric-coated capsules and the like. The term “pills” as used herein, refers to spherical or

near-spherical solid preparations which are prepared by mixing the compounds and suitable auxiliary materials via suitable methods, including dropping pills, dragee, pilule and the like. The term “granules” as used herein, refers to dry granular preparations which are prepared by mixing the compounds and suitable auxiliary materials and have a certain particle size. Granules can be divided into soluble granules (generally referred to as granules), suspension granules, effervescent granules, enteric-coated granules, sustained-release granules, controlled-release granules and the like. The term “oral solutions” as used herein, refers to a settled liquid preparation which is prepared by dissolving the compounds in suitable solvents for oral administration. The term “oral suspensions” as used herein, refers to suspensions for oral administration, which are prepared by dispersing the insoluble compounds in liquid vehicles, also including dry suspension or concentrated suspension. The term “syrups” as used herein, refers to a concentrated sucrose aqueous solution containing the compounds. The injectable dosage form can be produced by the conventional methods in the art of formulations, and aqueous solvents or non-aqueous solvents may be selected. The most commonly used aqueous solvent is water for injection, as well as 0.9% sodium chloride solution or other suitable aqueous solutions. The commonly used non-aqueous solvent is vegetable oil, mainly soy bean oil for injection, and others aqueous solutions of alcohol, propylene glycol, polyethylene glycol, and *etc.*

[163] In one embodiment, a pharmaceutical composition comprising a crystalline Form of CVC mesylate and fumaric acid is provided. In further embodiment the CVC mesylate is Crystalline Form A. In further embodiment the CVC mesylate is Crystalline Form C.

[164] In further embodiments, the weight ratio of CVC mesylate to fumaric acid is from about 7:10 to about 10:7, such as from about 8:10 to about 10:8, from about 9:10 to about 10:9, or from about 95:100 to about 100:95. In other further embodiments, the fumaric acid is present in an amount of from about 15% to about 40%, such as from about 20% to about 30%, or about 25%, by weight of the composition. In other further embodiments, CVC mesylate thereof is present in an amount of from about 15% to about 40%, such as from about 20% to about 30%, or about 25%, by weight of the composition.

Methods of Use

[165] In one aspect, the present invention provides methods of treating fibrosis or a fibrotic disease or condition in a subject in need thereof comprising administering to the subject a therapeutically effective amount of a crystalline polymorphic form, or amorphous form, of CVC mesylate, or solvate thereof. In further embodiments, the crystalline polymorphic form

of CVC mesylate comprises Crystalline Form A, Crystalline Form B, Crystalline Form C or mixtures thereof.

[166] In another embodiment, the fibrosis or fibrotic disease or condition is liver fibrosis or renal fibrosis. In yet a further embodiment, the liver fibrosis is associated with non-alcoholic steatohepatitis (NASH). In yet a further embodiment, the liver fibrosis is associated with non-alcoholic fatty liver disease (NAFLD). In yet a further embodiment, the liver fibrosis is associated with emerging cirrhosis. In another further embodiment, the liver fibrosis comprises non-cirrhotic hepatic fibrosis. In a further embodiment, the subject is infected by human immunodeficiency virus (HIV). In a further embodiment, the cenicriviroc or a salt or solvate thereof is formulated as a pharmaceutical composition comprising cenicriviroc or a salt or solvate thereof and fumaric acid. In a further embodiment, the subject has a disease or condition selected from the group consisting of alcoholic liver disease, HIV and HCV co-infection, HCV infection, type 2 diabetes mellitus (T2DM), metabolic syndrome (MS), and a combination thereof.

[167] In one embodiment, the invention provides a method of treating fibrosis or a fibrotic disease or condition or condition in a subject in need thereof comprising co-administering to the subject a therapeutically effective amount of a crystalline polymorphic form, or amorphous form, of CVC mesylate; and one or more additional active agents. In a further embodiment, the additional active agent is selected from the group consisting of a GLP-1 receptor agonist, a SGLT2 inhibitor, a DPP-4 inhibitor, an inhibitor of Toll-Like Receptor 4 signaling, an anti-TGF β antibody, a thiazolidinedione, a PPAR subtypes α and γ agonist, and an oral insulin sensitizer. In another further embodiment, the additional active agent is selected from the group consisting of liraglutide, evogliptin, canagliflozin, anagliptin, TAK-242, 1D11, MSDC-0602, pioglitazone, and rosiglitazone.

EXAMPLES

[168] The present invention is further illustrated by reference to the following Examples. However, it is noted that these Examples, like the embodiments described above, are illustrative and are not to be construed as restricting the scope of the invention in any way.

[169] “EtOAc” means ethyl acetate. “EtOH” means ethanol. “ACN” means acetonitrile. “MIBK” means methyl isobutylketone. “TBME” means methyl *tert*-butyl ether. “IPA” means isopropyl alcohol. “DCM” means dichloromethane. “THF” means tetrahydrofuran. “DME” means 1,2-dimethoxyethane. “MEK” means methyl ethyl ketone. “MeOH” means methanol. “IPAC” means isopropyl acetate.

[170] X-Ray Powder Diffraction patterns were collected on: (1) a Bruker AXS C2 GADDS diffractometer using Cu K α radiation (40 kV, 40 mA), automated XYZ stage, laser video microscope for auto-sample positioning and a HiStar 2-dimensional area detector. X-ray optics consists of a single Göbel multilayer mirror coupled with a pinhole collimator of 0.3 mm. A weekly performance check is carried out using a certified standard NIST 1976 Corundum (flat plate). The beam divergence, i.e. the effective size of the X-ray beam on the sample, was approximately 4 mm. A θ - θ continuous scan mode was employed with a sample-detector distance of 20 cm which gives an effective 2θ range of $3.2^\circ - 29.7^\circ$. Typically, the sample would be exposed to the X-ray beam for 120 seconds. The software used for data collection was GADDS for XP/2000 4.1.43 and the data were analyzed and presented using *Diffraction Plus* EVA v15.0.0.0; or (2) a Bruker D8 diffractometer using Cu K α radiation (40 kV, 40 mA), $\theta - 2\theta$ goniometer, and divergence of V4 and receiving slits, a Ge monochromator and a Lynxeye detector. The instrument is performance checked using a certified Corundum standard (NIST 1976). The software used for data collection was *Diffraction Plus* XRD Commander v2.6.1. The data were analyzed and presented using *Diffraction Plus* EVA v15.0.0.0. Samples were run under ambient conditions as flat plate specimens using powder as received. The sample was gently packed into a cavity cut into polished, zero-background (510) silicon wafer. The sample was rotated in its own plane during analysis. The details of the data collection are: angular range of 2 to $42^\circ 2\theta$, step size of $0.05^\circ 2\theta$, collection time of 0.5 s/step.

[171] DSC data were collected on a TA Instruments Q2000 equipped with a 50 position auto-sampler. The calibration for thermal capacity was carried out using sapphire and the calibration for energy and temperature was carried out using certified indium. Typically, $0.5 - 3$ mg of each sample, in a pin-holed aluminum pan, was heated at $10^\circ\text{C}/\text{min}$ from 25°C to 300°C . A purge of dry nitrogen at 50 ml/min was maintained over the sample. Modulated temperature DSC was carried out using an underlying heating rate of $2^\circ\text{C}/\text{min}$ and temperature modulation parameters of $\pm 0.64^\circ\text{C}$ (amplitude) every 60 seconds (period). The instrument control software was Advantage for Q Series v2.8.0.394 and Thermal Advantage v5.5.3. The data were analyzed using Universal Analysis v4.5A.

[172] TGA data were collected on a TA Instruments Q500 TGA, equipped with a 16 position auto-sampler. The instrument was temperature calibrated using certified Alumel and Nickel. Typically, $5 - 10$ mg of each sample was loaded onto a pre-tared aluminum DSC pan and heated at $10^\circ\text{C}/\text{min}$ from ambient temperature to 350°C . A nitrogen purge at 60 ml/min was maintained over the sample. The instrument control software was Advantage for Q

Series v2.5.0.256 and Thermal Advantage v5.5.3. The data were analyzed using Universal Analysis v4.5A.

[173] Solid State NMR spectra were acquired on a Bruker Avance III console using a widebore Bruker 4mm BB/1H WVT Magic Angle Spinning (MAS) probe and TopSpin 3.1 software at a static magnetic field strength of 9.4 T ($\nu(1H) = 400.16$ MHz). For ^{13}C , the probe was tuned to 100.63 MHz and the spectra referenced to the alanine CH3 signal at 20.5 ppm. For ^{15}N , the probe was tuned to 40.55 MHz and the spectra referenced to glycine at -347.4 ppm. Powdered samples were packed into zirconia MAS rotors with Kelf caps, with before and after weighing providing the sample mass. The rotors were spun using room-temperature purified compressed air. All spectra were recorded using cross polarization (CP), in which magnetization is transferred from 1H to either ^{13}C or ^{15}N nuclei via the dipolar coupling (i.e. a through-space rather than through-bond interaction). This method enhances the observed signal, and significantly reduces the time taken to record a spectrum. A contact time of 1 ms was used for the ^{13}C experiments, and 1.5 ms for the ^{15}N experiments. High power (100 W) SPINAL-64 decoupling was applied to the 1H channel during acquisition. Experimental parameters for solid-state MAS NMR experiments shown below:

Sample	Experiment	MASR (Hz)	D1 (s)	Scans	Mass (mg)	LB (Hz)
Form A	^{13}C	10000	3	1296	45.9	12
	^{15}N	10000	3	24600	62.6	25
Form C	^{13}C	10000	3	3216	45.9	12
	^{15}N	10000	3	26224	62.6	25

[174] Data were collected on a Phenom Pro Scanning Electron Microscope. A small quantity of sample was mounted onto an aluminum stub using conducting double-sided adhesive tape. A thin layer of gold was applied using a sputter coater (20 mA, 120 s).

Example 1: Preparation of Crystalline Form A

[175] Substantially pure Form A may be prepared from amorphous CVC Mesylate using various crystallizations methods. Exemplary methods are provided below.

Slurry at 5 °C:

[176] Amorphous CVC Mesylate (~ 40 mg) was cooled to 5 °C and portions of chilled solvent (or solvent mixtures) (about 100 µL of solvent) were added to form a slurry. The slurry was stirred at 5 °C for 1 hour and then, if needed, additional portions of solvent were added (for example, if the suspension could not be stirred). The slurry was stirred overnight at 5 °C. The sample was air dried on the XRPD silicon sample wafer, and the polymorphic form of the sample was tested using XRPD analysis.

[177] Slurrying amorphous CVC Mesylate in following solvents (or solvent mixtures) at 5 °C provides Form A: EtOAc, IPAC, MIBK, IPA, EtOH, 2-methyl-1-propanol, propyl acetate, ACN, 1,2-DME, nitromethane, EtOAc : ACN (1:1), EtOAc : ACN : water (9.5:9.5:1), EtOAc : ACN : pyridine (9.5:9.5:1), EtOAc : ACN : DCM (9.5:9.5:1), ACN : EtOAc (95:5), ACN : pyridine (95:5) and ACN : DCM (95:5) (solvent mixtures are v/v).

Slurry at 50 °C:

[178] Amorphous CVC Mesylate (~ 40 mg) was warmed to 50 °C and portions of warm solvent (or solvent mixtures) (about 100 µL of solvent) were added to form a slurry. The slurry was stirred at 50 °C for 1 hour and then, if needed, additional portions of solvent were added (for example, if the suspension could not be stirred). The slurry was stirred overnight at 50 °C. The sample was air dried on the XRPD silicon sample wafer, and the polymorphic form of the sample was tested using XRPD analysis.

[179] Slurrying amorphous CVC Mesylate in following solvents (or solvent mixtures) at 50 °C provides Crystalline Form A: EtOAc, IPAC, MIBK, IPA, MEK, acetone, TBME, propyl acetate, anisole, toluene, ACN, 1,2-DME, EtOAc : ACN (1:1), EtOAc : ACN : pyridine (9.5:9.5:1), EtOAc : ACN : DCM (9.5:9.5:1), ACN : EtOAc (95:5), ACN : pyridine (95:5) and ACN : DCM (95:5) (solvent mixtures are v/v).

Maturation of a slurry between 25 and 50 °C:

[180] Amorphous CVC Mesylate (~ 40 mg) was warmed to 50 °C and portions of solvent (or solvent mixtures) was added to form mobile slurries. Samples were stirred at 50 °C for 1 hour, additional portions of solvent were added as required (where the sample consisted of a very thick suspension or had become solid). Samples were matured overnight (which consisted of stirring cycles of 4 hours at 25 °C then 4 hours at 50 °C). Confirmation of the solid form was carried out using XRPD analysis.

[181] The following solvents may be employed in this procedure to provide Form A: EtOAc, IPAC, MIBK, IPA, EtOH, and 2-methyl-1-propanol,

Anti-solvent addition:

[182] Solutions (~40 mg CVC Mesylate in 100 μ l solvent) were stirred at 25 °C and 100 μ l aliquots of anti-solvent was added, with approximately 1 hour stirring between additions. Anti-solvent was added until a solid or oil precipitated. A solution of CVC Mesylate in methanol with TBME as an anti-solvent gave a solid precipitate, all other solvent/anti-solvent combinations listed in the table formed oils. The oils were left to stir at 25 °C for 3 days, after which a solid precipitate had formed. Confirmation of the solid form was carried out using XRPD analysis.

Evaporation:

[183] Solutions of CVC Mesylate were left at ambient conditions to evaporate slowly via loosened lids. Suspensions were formed upon partial evaporation of the liquors. Confirmation of the solid form was carried out using XRPD analysis.

Solvent drop grinding:

[184] Solvent (10 μ l) and two 3 mm stainless steel ball bearings were added to amorphous CVC Mesylate (~ 40 mg). The samples were milled in a Fritsch Planetary mill for 2 hours at 650 rpm. After milling, the warm samples were allowed to cool to room temperature. Confirmation of the solid form was carried out using XRPD analysis.

Example 2: Preparation of Crystalline Form B

[185] Slurries containing substantially pure Form B may be prepared from amorphous CVC Mesylate. Exemplary methods are provided below.

[186] Amorphous CVC Mesylate (~ 40 mg) was equilibrated at 25 or 5 °C. Solvent (100 μ l of MEK, acetone or THF) was added, forming a gummy solid, which dissolved on stirring. Samples were left stirring at either 25 or 5 °C. After 1 hour additional solvent (200 μ l) was added to the samples slurried in acetone due to the formation of thick suspensions. The samples in THF had formed solutions and the sample in MEK had formed a gel. Samples were left to stir at 25 or 5 °C for 3 days, after which all samples had formed suspensions. The material was isolated by filtration under suction. Confirmation of the solid form was carried out using XRPD analysis.

[187] Solutions of CVC Mesylate in DCM (~40 mg in 100 μ l) were equilibrated at 5 or 25 °C. n-Heptane anti-solvent (200 μ l) was added forming a precipitate, which converted to a gummy solid on stirring. The samples were left to stir at 25 or 5 °C for 3 days, after which

the samples formed a suspension. The material was isolated by filtration under suction. Confirmation of the solid form was carried out using XRPD analysis.

Example 3: Preparation of Crystalline Form C

[188] Substantially pure Form C may be prepared from amorphous CVC Mesylate. Exemplary methods are provided below.

[189] Amorphous CVC Mesylate (~3 g) was dissolved in acetone (7.5 ml, 2.5 volumes); initially a gummy solid formed which dissolved on stirring at 25 °C. After approximately 50 minutes stirring, the solution became cloudy and the sample was seeded with Form C material, a few minutes later a large amount of yellow precipitate was observed. After a further 10 minutes of stirring, more acetone (15 ml, 5 volumes) was added to maintain a mobile slurry. After a total of 2 hours stirring, a further portion of acetone (15 ml, 5 volumes) was added as the suspension had become very thick. After a total of 6 hours stirring a further portion of acetone (15 ml, 5 volumes) was added as the suspension had become very thick again. The sample was left to stir for 4 days at 25 °C (300 rpm).

[190] After stirring for 4 days, the sample was a thick suspension but was mobile and slowly stirring. The suspension was filtered through a 0.45 µm PTFE filter, and washed with the filtrate until the liquors became clear. The sample was air dried (under suction) at ambient conditions for approximately 30 minutes. The yield after 30 minutes air drying was 2.9575 g, 98.5 wt%. The cake was broken up into a powder and was left at ambient conditions to dry naturally overnight. Confirmation of the solid form was carried out using XRPD analysis.

Example 4: Preparation of stable amorphous Compound I-MsOH

[191] Stable amorphous Compound I-MsOH may be prepared from Crystalline Form A of Compound I-MsOH. Exemplary methods are provided below.

Evaporation at Ambient Conditions:

[192] CVC Mesylate (Form A) was dissolved in DCM (12.5 volumes, 80 mg/ml), forming a clear yellow stock solution. The stock solution (0.5 ml, containing 40 mg CVC Mesylate) was pipetted into glass HPLC vials and the samples were left uncapped to evaporate at ambient conditions. Samples were then dried in a vacuum oven at room temperature. For each batch of samples prepared, a spare sample was made and this spare sample was analysed by XRPD, ¹H NMR and HPLC. The evaporation and the vacuum oven drying times for each

batch of samples were varied to reduce the DCM content of the amorphous material. An example list of evaporation and drying times is given in Table 4.

Table 4. Exemplary evaporation and drying times for the preparation of amorphous CVC mesylate by evaporation at ambient conditions

Batch	Evaporation Time (days)	Drying time in vacuum oven (hours)	DCM content (determined by ¹ H NMR analysis)
1	1	3	0.60 mole eq, 6.0 wt%
2	4	4	0.20 mole eq, 2.1 wt%
3	2	4.5	0.16 mole eq, 1.6 wt%
4	2	4	0.32 mole eq, 3.3 wt%
5	1	5	0.26 mole eq, 2.7 wt%

Rotary Evaporation:

[193] CVC Mesylate (Form A, ~ 2 g) was dissolved in DCM (20 ml, 10 volumes), forming a clear yellow solution. The solvent was removed by rotary evaporation and the sample was dried on the rotary evaporator (approximately 2 mbar) for 6 hours with the bath at room temperature. The sample was dried further in a vacuum oven at room temperature overnight. The resulting yellow glassy material was analyzed by XRPD, ¹H NMR and HPLC.

Freeze drying:

[194] CVC Mesylate (Form A, ~ 50 mg) was weighed into a round bottomed flask and dissolved in t-butanol/water (50/50 v/v, 4 ml). The sample was warmed to 60 °C to ensure complete dissolution had been achieved. The sample was flash frozen in dry ice/acetone (-78 °C) and was freeze dried overnight. The resulting material was a light fluffy yellow solid, which was analyzed by XRPD and ¹H NMR.

Example 5. Physical Characteristics of CVC Polymorph samples

[195] Micronized CVC mesylate Form A, non-micronized CVC mesylate Form A and CVC mesylate Form C were prepared. CVC mesylate Form C used in this study was not micronized.

[196] Particle Size: The particle size of the Micronized CVC mesylate Form A and the non-micronized CVC mesylate Form A were determined according to USP <429> as shown in Table 5.

Table 5. Particle Size (μm)

	Particle Size (μm)	
	Form A Micronized	Form A Non-micronized
D₁₀	0.582	4.725
D₅₀	3.226	13.803
D₉₀	7.576	65.910

[197] Tapped Bulk Density: Tapped bulk density analysis was performed by pouring powder that had been sieved through a 1 mm Retsch stainless steel test sieve into a clean, dry pre-weighed 50 ml measuring cylinder. Powder was added to a total volume of 45-50 ml without compacting the sample. The mass and the initial volume (V_0) were recorded. The sample was tapped using a Copley JV2000 tapped density tester using the following number of taps: 10, 490, 750 and sets of 1250 taps up to a total of 10,000 taps (Table 6). The volume was recorded after each set of taps and the sample was tapped until it reached constant volume (V_f). For these samples the 10,000 tap volume was used as V_f .

Table 6. Experimental Parameters for Tap Bulk Density Measurement

Number of taps		Volume
Incremental	Total	
0	0	V_0
10	10	V_{10}
490	500	V_{500}
750	1250	V_{1250}
1250	2500	V_{2500}
1250	3750	V_{3750}
1250	5000	V_{5000}
1250	6250	V_{6250}
1250	7500	V_{7500}
1250	8750	V_{8750}
1250	10000	V_{10000}

[198] Each sample was analysed in duplicate and the tapped density, compressibility index (Carr's index) and Hausner ratios were calculated using the formulae given below. The results from the duplicate analysis were averaged and the average result was used to assess the flow properties of the sample, using the parameters given in Table 7 (see "The Science of Dosage Form Design", ME Aulton, 1988) and Table 8 (see USP method <1174>; see also, Carr, R.L. Evaluating Flow Properties of Solids. *Chem Eng.* **1965**, 72, 163-168).

[199] Tapped Bulk Density = M / V_f

[200] Compressibility Index (Carr's Index) = $\frac{100 (V_0 - V_f)}{V_0}$

[201] Hausner ratio = $\frac{V_0}{V_f}$

Table 7. Interpretation of Compressibility Index

Compressibility Index (Carr's Index)	Flow Characteristics
5-15	Excellent
12-16	Good
18-21	Fair
23-35	Poor
35-38	Very poor
>40	Extremely poor

Table 8. Alternative Interpretation of Compressibility Index and Hausner Ratio

Compressibility Index (Carr's Index)	Flow Character	Hausner Ratio
<10	Excellent	1.00 - 1.11
11-15	Good	1.12 - 1.18
16-20	Fair	1.19 - 1.25
21-25	Passable	1.26 - 1.34
26-31	Poor	1.35 - 1.45
32-37	Very, poor	1.46 - 1.59
>38	Very, very poor	>1.60

[202] The tapped bulk density and flow characteristics determined for the samples are as shown in Table 9.

Table 9. Comparison of Tapped Bulk Density Results and Flow Characteristics

Form	Rep.	Tapped Bulk Density	Compressibility (Carr's) Index	Hausner Ratio	Interpretation (flow)
Form A Micronised.	1	0.16	27.55	1.42	Poor
	2	0.16	29.59	1.40	
	Mean	0.2	28.6	1.4	
Form A Non-micronised.	1	0.22	34.34	1.52	Very Poor
	2	0.21	36.36	1.57	
	Mean	0.2	35.4	1.5	
Form C	1	0.49	7.07	1.08	Excellent
	2	0.48	5.00	1.05	
	Mean	0.5	6.0	1.1	

Tapped Bulk Density = M / V_f ; V_f = volume after 10,000 taps

[203] *Flow Properties*: The flow properties of the samples were analysed using a Revolution Powder Analyser. Approximately 100 ml of the sample is placed in a sample drum which has two borosilicate glass sides. A motor turns two high precision silicone rollers, which in turn rotate the drum. A digital camera with the assistance of cold cathode backlight illumination takes images of the powder during the rotation process. Using a drum rotation speed of 0.3 rpm the time to avalanche, avalanche angle, avalanche energy, break energy and rest angle are measured. The software calculates these properties by analysing the images produced as the drum is rotated. The results of these properties can be used to assess the flow of the bulk powder. The interpretation of the rest angle (angle of repose) are given in Table 10 (see USP method <1174>; see also, Carr, R.L. Evaluating Flow Properties of Solids. *Chem Eng.* **1965**, 72, 163-168).

Table 10. Interpretation of Rest Angle Data

Flow Property	Rest Angle (degrees)
Excellent	25-30
Good	31-35
Fair – aid not needed	36-40
Passable – may hang up	41-45
Poor – must agitate, vibrate	46-55
Very poor	56-65
Very, very poor	>66

[204] Summary of key parameters from Revolution Analyzer for flowability measurements are shown in Table 11. These results show that Form C is more dense and flows better than the Form A samples as the avalanche time, angle of avalanche and the avalanche energy are all significantly smaller for Form C than for the Form A samples. However, the rest angle is only slightly smaller leading to the same interpretation for micronized Form A and Form C, although the rest angles are at either extreme of the limits for a passable flow (41-45°).

Table 11. Summary of Parameters from Flowability Measurement

Form	Form A Micronised	Form A Non-micronised	Form C
Sample Weight (g)	13.25	15.85	41.80
Sample Volume (cc)	107.1	90.9	104.2
Avalanche Time (sec)	7.4	6.5	4.4
Avalanche Energy (kJ/kg)	32.98	41.58	20.28
Avalanche Angle (deg)	68.05	72.60	51.55
Break Energy (kJ/kg)	86.41	138.38	71.90
Rest Angle (deg)	44.85	50.75	41.30
Interpretation (flow)	Passable	Poor	Passable

[205] *Surface area*: Surface Area was also determined for each samples as shown in Table 12. Samples were analysed for BET (Brunauer–Emmett–Teller) surface area by a multipoint Nitrogen adsorption method (volumetric technique) using a Micromeritics TriStar 3020 instrument.

[206] The sample degassing was undertaken using a Micromeritics FlowPrep 060 applying flowing argon of 99.995 % purity at a flow rate of approximately 20 cc/min for two hours at 20 °C. Samples were degassed in their respective analysis tubes and transferred directly to the TriStar II immediately after the degassing period.

Table 12. Summary of Surface Area

Form	Surface area (m ² /g)	BET constant, C
Form A Micronised	12.3614 ±0.0440	37.98
Form A Non-micronised	3.0295 ±0.0122	42.99
Form C	2.3071 ±0.0058	39.87

[207] *Intrinsic Dissolution*: Appropriate weight of the pure test compound material were used to fill the cavity of the dissolution disc and compressed under high pressure, *ca.* 100 kg, using a constructed die. No additives were added, avoiding any external interference in the intrinsic dissolution profile. The resulting non-disintegrating disc was transferred to the

dissolution apparatus, Sirius T3, containing 20 ml of the test media at room temperature. The stirring speed of the paddle was set to -30%. Dissolution was then measured over 1 pH sector. The solution spectra was collected every 30 seconds over 120 collection points and converted to concentration using the molar extinction coefficient (MEC) by UV-metric titration. Intrinsic dissolution rate was calculated by dividing the extrapolated dissolution rate by the surface area of the disk (7.07 mm²). All analysis was performed in duplicate, with XRPD both prior to and post dissolution analysis, where possible. The observed dissolution rate for CVC mesylate micronized Form A and CVC Mesylate Form C as shown in Table 13.

[208] Dissolution media, Britton-Robinson buffer solutions, were prepared by adding a specified volume of sodium hydroxide (0.2 M) to 200 ml of a solution of mixed acid, of 0.04 M with respect to phosphoric acid (2.72 ml/l), acetic acid (2.30 ml/l) and boric acid (2.476 g/l). The amount of sodium hydroxide used to prepare each buffer is outlined below:

[209] pH 3.2 Britton-Robinson buffer: 38 ml of sodium hydroxide.

[210] pH 4.7 Britton-Robinson buffer: 60 ml of sodium hydroxide

Table 13. Dissolution of CVC Mesylate micronized Form A and CVC Mesylate Form C

	Form A		Form C	
	Disc 1	Disc 2	Disc 1	Disc 2
Extrapolated Dissolution Rate (µg/min)	7.20	9.43	10.80	11.38
Average pH	3.12	3.12	3.14	3.15

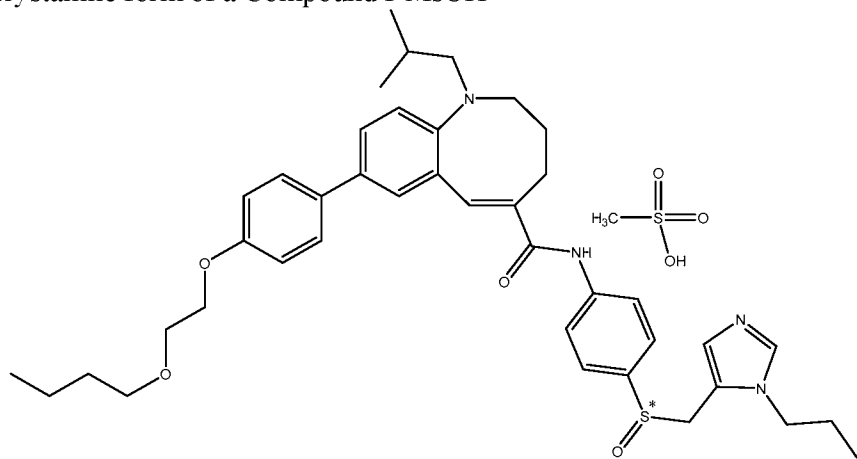
INCORPORATION BY REFERENCE

[211] All references, articles, publications, patents, patent publications, and patent applications cited herein are incorporated by reference in their entireties for all purposes. However, mention of any reference, article, publication, patent, patent publication, and patent application cited herein is not, and should not be taken as acknowledgment or any form of suggestion that they constitute valid prior art or form part of the common general knowledge in any country in the world.

CLAIMS

What is claimed is:

1. A crystalline form of a Compound I-MsOH



2. The crystalline form of claim 1, wherein the crystalline form is Crystalline Form A.
3. The Crystalline Form A of claim 2, which exhibits an X-ray powder diffraction pattern comprising one or more peaks at about 4.0 ± 0.2 , about 18.7 ± 0.2 , about 19.1 ± 0.2 , about 20.1 ± 0.2 and about 21.7 ± 0.2 degrees two-theta.
4. The Crystalline Form A of claim 3, wherein the X-ray powder diffraction pattern further comprises one or more peaks at about 10.0 ± 0.2 , about 17.4 ± 0.2 , about 20.4 ± 0.2 , about 20.7 ± 0.2 , and about 23.2 ± 0.2 degrees two-theta.
5. The Crystalline Form A of any of claims 2-4, which exhibits a differential scanning calorimetry thermogram having a peak characteristic value at about 152.9 ± 2.0 °C.
6. The Crystalline Form A of any of claims 2-4, which exhibits a differential scanning calorimetry thermogram pattern substantially similar to Figure 2.
7. The Crystalline Form A of any of claims 2-6, which exhibits a thermogravimetric analysis thermogram substantially similar to Figure 3.
8. The Crystalline Form A of any of claims 2-7 with a polymorphic purity of at least about 50%.
9. The Crystalline Form A of any of claims 2-7 with a polymorphic purity of at least about 60%.
10. The Crystalline Form A of any of claims 2-7 with a polymorphic purity of at least about 70%.
11. The Crystalline Form A of any of claims 2-7 with a polymorphic purity of at least about 80%.

12. The Crystalline Form A of any one of claims 2-7 with a polymorphic purity of at least about 90%.
13. The Crystalline Form A of any one of claims 2-7 with a polymorphic purity of at least about 95%.
14. The Crystalline Form A of any one of claims 2-13, having a D_{90} ranging from about 5 μm to about 10 μm .
15. A pharmaceutical composition comprising the Crystalline Form A according to any one of claims 2-14 and a pharmaceutically acceptable excipient.
16. The crystalline form of claim 1, wherein the crystalline form is Crystalline Form B.
17. The Crystalline Form B of claim 16, which exhibits an X-ray powder diffraction pattern comprising one or more peaks at about 4.0 ± 0.2 , about 15.9 ± 0.2 , about 17.8 ± 0.2 , about 19.9 ± 0.2 , about 20.1 ± 0.2 , about 21.5 ± 0.2 and about 21.6 ± 0.2 degrees two-theta.
18. The Crystalline Form B of claim 17, wherein the X-ray powder diffraction pattern further comprises one or more peaks at about 6.3 ± 0.2 , about 9.9 ± 0.2 , about 18.6 ± 0.2 , about 20.4 ± 0.2 and about 21.1 ± 0.2 degrees two-theta.
19. The Crystalline Form B of any one of claims 16-18 with a polymorphic purity of at least about 50%.
20. The Crystalline Form B of any one of claims 16-18 with a polymorphic purity of at least about 60%.
21. The Crystalline Form B of any one of claims 16-18 with a polymorphic purity of at least about 70%.
22. The Crystalline Form B of any one of claims 16-18 with a polymorphic purity of at least about 80%.
23. The Crystalline Form B of any one of claims 16-18 with a polymorphic purity of at least about 90%.
24. The Crystalline Form B of any one of claims 16-18 with a polymorphic purity of at least about 95%.
25. The Crystalline Form B of any one of claims 16-24, having a D_{90} ranging from about 5 μm to about 10 μm .
26. A pharmaceutical composition comprising the Crystalline Form B according to any one of claims 16-25 and a pharmaceutically acceptable excipient.
27. The crystalline form of claim 1, wherein the crystalline form is Crystalline Form C.

28. The Crystalline Form C of claim 27, which exhibits an X-ray powder diffraction pattern comprising one or more peaks at about 4.0 ± 0.2 , about 10.0 ± 0.2 , about 16.0 ± 0.2 , about 18.7 ± 0.2 , about 20.0 ± 0.2 and about 21.7 ± 0.2 degrees two-theta.
29. The Crystalline Form C of claim 28, wherein the X-ray powder diffraction pattern further comprises one or more peaks at about 17.4 ± 0.2 , about 20.3 ± 0.2 , about 20.6 ± 0.2 , about 20.7 ± 0.2 and about 21.2 ± 0.2 degrees two-theta.
30. The Crystalline Form C of any of claims 27-29, which exhibits a thermogravimetric analysis thermogram substantially similar to Figure 8.
31. The Crystalline Form C of any of claims 27-30, which exhibits a differential scanning calorimetry thermogram having peak characteristic values at about 126.7 ± 2.0 and about 151.5 ± 2.0 °C.
32. The Crystalline Form C of any of claims 27-30, which exhibits a differential scanning calorimetry thermogram pattern substantially similar to Figure 7.
33. The Crystalline Form C of any of claims 27-32 with a polymorphic purity of at least about 50%.
34. The Crystalline Form C of any of claims 27-32 with a polymorphic purity of at least about 60%.
35. The Crystalline Form C of any of claims 27-32 with a polymorphic purity of at least about 70%.
36. The Crystalline Form C of any of claims 27-32 with a polymorphic purity of at least about 80%.
37. The Crystalline Form C of any of claims 27-32 with a polymorphic purity of at least about 90%.
38. The Crystalline Form C of any of claims 27-32 with a polymorphic purity of at least about 95%.
39. The Crystalline Form C of any one of claims 27-38, having a D_{90} ranging from about 5 μm to about 10 μm .
40. A pharmaceutical composition comprising the Crystalline Form C according to any one of claims 27-39 and a pharmaceutically acceptable excipient.
41. An amorphous form of a Compound I-MsOH.
42. The amorphous form of claim 41, which exhibits a modulated DSC thermogram comprising a glass transition temperature at about 81.9 °C.
43. A pharmaceutical composition comprising the amorphous form of claim 41 or 42 and a pharmaceutically acceptable excipient.

44. A method of making Crystalline Form A of Compound I-MsOH of claim 2, comprising:
- (a) suspending a Compound I-MsOH in a suitable solvent to form a slurry and
 - (b) isolating Crystalline Form A of Compound I-MsOH.
45. The method of claim 44, wherein the Compound I-MsOH in step (a) comprises amorphous Compound I-MsOH.
46. The method of claim 44, wherein the suspending is at about 5 °C and the solvent is selected from the group consisting of ethyl acetate, isopropyl acetate, methyl isobutyl ketone, isopropanol, ethanol, 2-methyl-1-propanol, propyl acetate, acetonitrile, 1,2-dimethoxyethane, nitromethane, ethyl acetate/acetonitrile (50/50); ethyl acetate/acetonitrile/water (47.5/47.5/5); ethyl acetate/acetonitrile/pyridine (47.5/47.5/5); ethyl acetate/acetonitrile/dichloromethane (47.5/47.5/5); acetonitrile/ethyl acetate (95/5); acetonitrile/pyridine (95/5) and acetonitrile/dichloromethane (95/5).
47. The method of claim 44, wherein the suspending step (a) is conducted at a temperature of about 50 °C and the solvent is selected from the group consisting of ethyl acetate, isopropyl acetate, methyl isobutyl ketone, isopropanol, ethanol, 2-methyl-1-propanol, propyl acetate, acetonitrile, 1,2-dimethoxyethane, nitromethane, ethyl acetate/acetonitrile (50/50); ethyl acetate/acetonitrile/water (47.5/47.5/5); ethyl acetate/acetonitrile/pyridine (47.5/47.5/5); ethyl acetate/acetonitrile/dichloromethane (47.5/47.5/5); acetonitrile/ethyl acetate (95/5); acetonitrile/pyridine (95/5) and acetonitrile/dichloromethane (95/5).
48. A method of making Crystalline Form A of Compound I-MsOH of claim 2, comprising:
- (a) suspending a Compound I-MsOH in a suitable solvent at a temperature of about 5 °C;
 - (b) heating the suspension of step (a) to a temperature of about 50 °C;
 - (c) isolating Crystalline Form A of Compound I-MsOH; and
 - (d) drying the isolated product under vacuum, and breaking up product to dry at about 40 °C.
49. A method of making Crystalline Form A of Compound I-MsOH of claim 2, comprising:
- (a) suspending a Compound I-MsOH in a suitable solvent at a temperature of about 25 °C;

- (b) heating the suspension of step (a) to a temperature of about 50 °C;
 - (c) isolating Crystalline Form A of Compound I-MsOH; and
 - (d) drying the isolated product under vacuum, and breaking up product to dry at about 40 °C.
50. The method of any one of claims 48 and 49, wherein the Compound I-MsOH in step (a) comprises amorphous Compound I-MsOH.
51. The method of any one of claims 48 and 49, wherein the suitable solvent is selected from the group consisting of ethyl acetate, isopropyl acetate, methyl isobutyl ketone, isopropanol, methyl ethyl ketone, acetone, 2-methyl-1-propanol, *tert*-butyl methyl ether, anisole, toluene, tetrahydrofuran, acetonitrile, 1,2-dimethoxyethane, nitromethane, ethyl acetate/acetonitrile (50/50); ethyl acetate/acetonitrile/pyridine (47.5/47.5/5); ethyl acetate/acetonitrile/dichloromethane (47.5/47.5/5); acetonitrile/ethyl acetate (95/5); acetonitrile/pyridine (95/5) and acetonitrile/dichloromethane (95/5).
52. A method of making Crystalline Form A of Compound I-MsOH of claim 2, comprising:
- (a) adding an anti-solvent to a solution of a Compound I-MsOH in a suitable solvent to precipitate Crystalline Form A; and
 - (b) isolating Crystalline Form A of Compound I-MsOH.
53. A method of making Crystalline Form A of Compound I-MsOH of claim 2, comprising:
- (a) adding an anti-solvent to a solution of a Compound I-MsOH in a suitable solvent to form an oil that converts to Crystalline Form A; and
 - (b) isolating Crystalline Form A of Compound I-MsOH.
54. The method of claim 52 or 53, wherein the Compound I-MsOH in step (a) comprises amorphous Compound I-MsOH.
55. The method of claim 52, wherein the suitable solvent is methanol and the suitable anti-solvent is *tert*-butyl methyl ether.
56. The method of claim 53, wherein the suitable solvent is ethanol:water (90:10); and the suitable anti-solvent is *tert*-butyl methyl ether.
57. The method of claim 53, wherein the suitable solvent is ethyl acetate:acetonitrile:water (47.5:47.5:5); and the suitable anti-solvent is *tert*-butyl methyl ether.

58. The method of claim 53, wherein the suitable solvent is methanol; and the suitable anti-solvent is *tert*-butyl methyl ether.
59. A method of making Crystalline Form A of Compound I-MsOH of claim 2, comprising:
- (a) dissolving a Compound I-MsOH in a suitable solvent;
 - (b) evaporating a portion of the suitable solvent from the solution of step (a); and
 - (c) isolating Crystalline Form A of Compound I-MsOH.
60. The method of claim 59, wherein the Compound I-MsOH in step (a) comprises amorphous Compound I-MsOH.
61. The method of claim 59, wherein the suitable solvent is selected from the group consisting of anisole, 2-methyl-1-propanol and isopropanol/water (90:10).
62. A method of making Crystalline Form A of Compound I-MsOH of claim 2, comprising:
- (a) suspending a Compound I-MsOH in a suitable solvent;
 - (b) milling the suspension of step (a); and
 - (c) isolating Crystalline Form A of Compound I-MsOH.
63. The method of claim 62, wherein the Compound I-MsOH in step (a) comprises amorphous Compound I-MsOH.
64. The method of claim 62, wherein a ball mill is used in the milling step (b) and the suitable solvent is selected from the group consisting of isopropanol, acetone, ethanol, acetonitrile and nitromethane.
65. A method of making Crystalline Form B of Compound I-MsOH of claim 16, comprising:
- (a) suspending Compound I-MsOH in a suitable solvent and
 - (b) forming a suspension of Crystalline Form B of Compound I-MsOH in the solvent.
66. The method of claim 65, wherein the Compound I-MsOH in step (a) comprises amorphous Compound I-MsOH.
67. The method of claim 65, wherein the forming of the suspension of Crystalline Form B of Compound I-MsOH is at about 5 °C and the solvent is selected from the group consisting of methyl ethyl ketone, acetone and tetrahydrofuran.
68. The method of claim 65, wherein the forming of the suspension of Crystalline Form B of Compound I-MsOH is at about 25 °C and the solvent is selected from the group consisting of acetone and tetrahydrofuran.

69. A method of making Crystalline Form B of Compound I-MsOH of claim 16, comprising:
- (a) dissolving a Compound I-MsOH in a suitable solvent;
 - (b) adding a suitable anti-solvent to the solution of step (a); and
 - (c) forming a suspension of Crystalline Form B of Compound I-MsOH.
70. The method of claim 69, wherein the Compound I-MsOH in step (a) comprises amorphous Compound I-MsOH.
71. The method of claim 69, wherein the forming the suspension of Crystalline Form B of Compound I-MsOH is at about 5 °C or at about 25 °C, the suitable solvent is dichloromethane and the suitable anti-solvent is *n*-heptane.
72. A method of making Crystalline Form C of Compound I-MsOH of claim 27, comprising:
- (a) filtering suspension of Crystalline Form B of Compound I-MsOH, and
 - (b) drying the filtered product under vacuum, and breaking up product to dry at ambient conditions.
73. A method of making Crystalline Form C of Compound I-MsOH of claim 27, comprising:
- (a) filtering suspension of Crystalline Form B of Compound I-MsOH, and
 - (b) drying the filtered product under vacuum, and breaking up product to dry at less than 20 °C.
74. A method of making Crystalline Form C of Compound I-MsOH of claim 27, comprising:
- (a) filtering suspension of Crystalline Form B of Compound I-MsOH, and
 - (b) drying the filtered product under vacuum, and breaking up product to freeze-dry.
75. A method of making an amorphous form of Compound I-MsOH of claim 27, comprising:
- (a) dissolving a Compound I-MsOH in a suitable solvent;
 - (b) evaporating a portion of the suitable solvent from the solution of step (a); and
 - (c) isolating an amorphous form of Compound I-MsOH.
76. The method of claim 75, wherein the suitable solvent is selected from the group consisting of dichloromethane, tetrahydrofuran and methanol.
77. The method of claim 75, wherein the evaporating step (b) is conducted under ambient conditions.

78. The method of claim 75, wherein the evaporating step (b) is conducted under pressure below that of atmospheric pressure.
79. A method of making an amorphous form of Compound I-MsOH of claim 41, comprising:
- (a) dissolving a Compound I-MsOH in a suitable solvent;
 - (b) freeze-drying solution of step (a); and
 - (c) isolating an amorphous form of Compound I-MsOH.
80. The method of claim 79, wherein the suitable solvent is a mixture of *tert*-butanol and water.
81. The Crystalline Form A of Compound I-MsOH produced by the method of any one of claims 44-64.
82. The Crystalline Form B of Compound I-MsOH produced by the method of any one of claims 65-71.
83. The Crystalline Form C of Compound I-MsOH produced by the method of any one of claims 72-74.
84. The amorphous form of Compound I-MsOH produced by the method of any one of claims 75-80.
85. A method of treating fibrosis or a fibrotic disease or condition in a subject in need thereof, comprising administering a therapeutically effective amount of the Crystalline Form A of Compound I-MsOH according to any one of claims 2-14.
86. A method of treating fibrosis or a fibrotic disease or condition in a subject in need thereof, comprising administering a therapeutically effective amount of the Crystalline Form B of Compound I-MsOH according to any one of claims 16-25.
87. A method of treating fibrosis or a fibrotic disease or condition in a subject in need thereof, comprising administering a therapeutically effective amount of the Crystalline Form C of Compound I-MsOH according to any one of claims 27-39.
88. A method of treating fibrosis or a fibrotic disease or condition in a subject in need thereof, comprising administering a therapeutically effective amount of the amorphous form of Compound I-MsOH according to claim 41 or 42.
89. The method of any one of claims 85-88, wherein the fibrosis or fibrotic disease or condition is liver fibrosis or renal fibrosis.
90. The method of claim 89, wherein the liver fibrosis is associated with non-alcoholic steatohepatitis (NASH) or non-alcoholic fatty liver disease (NAFLD).

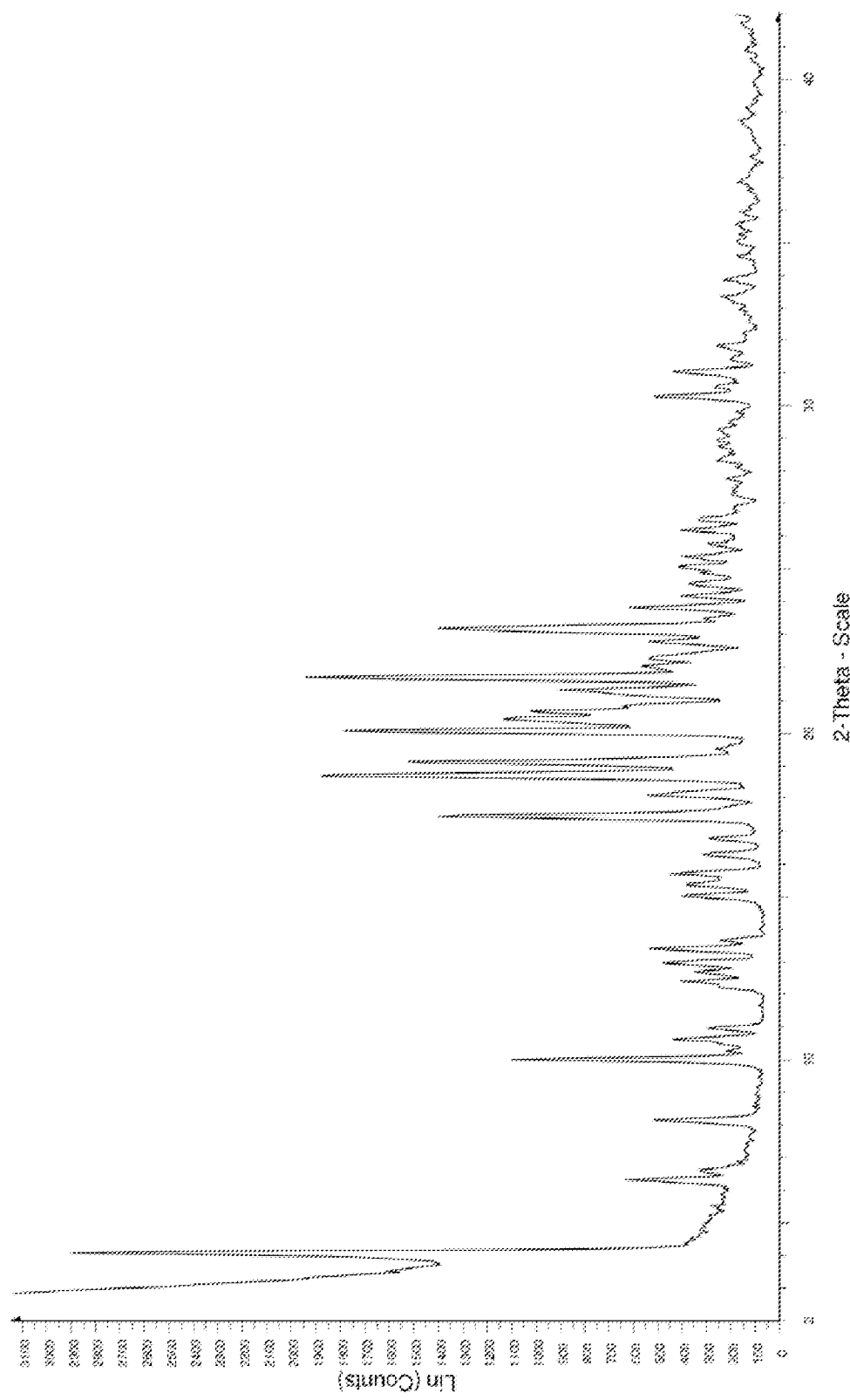


FIG. 1

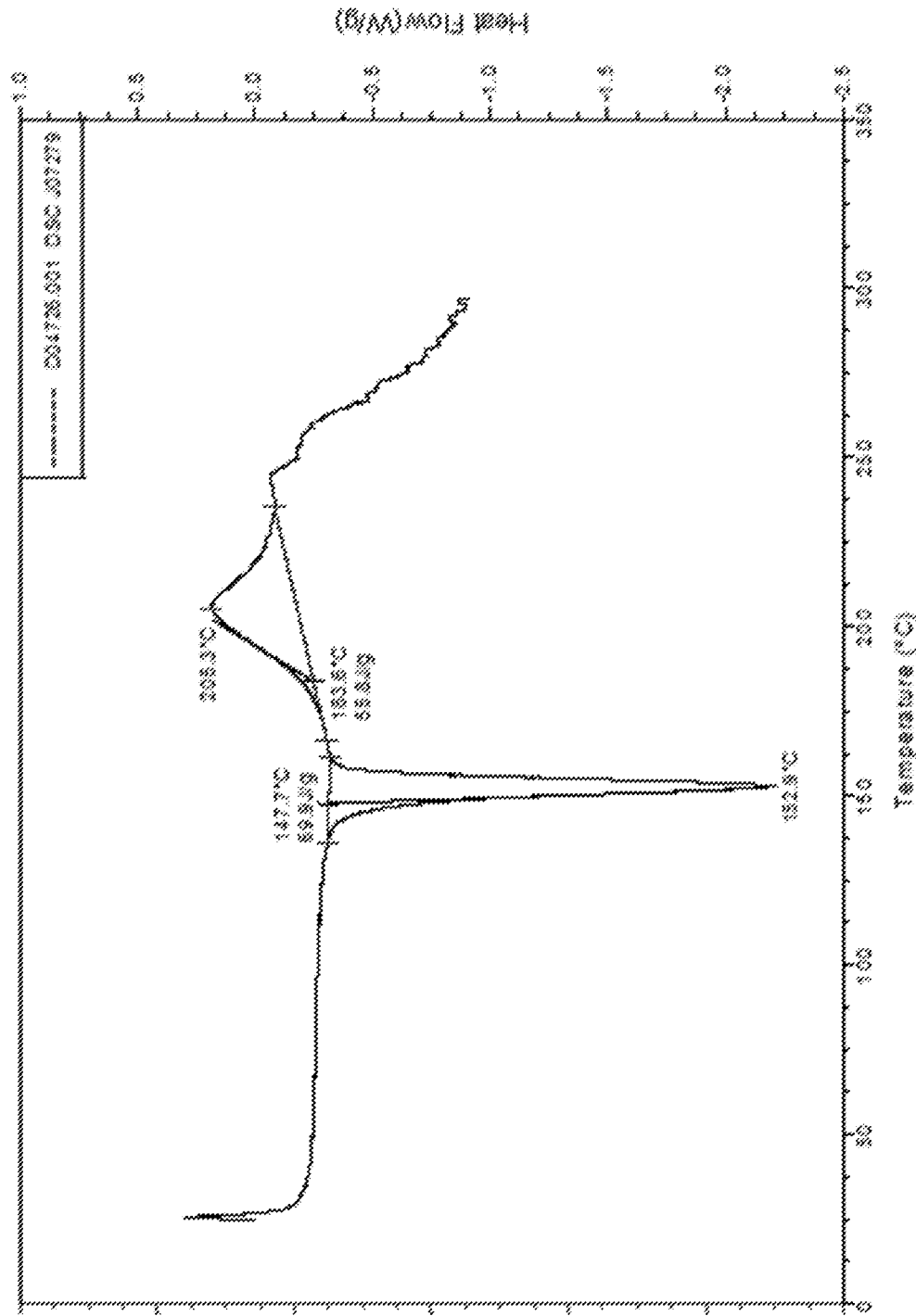


FIG. 2

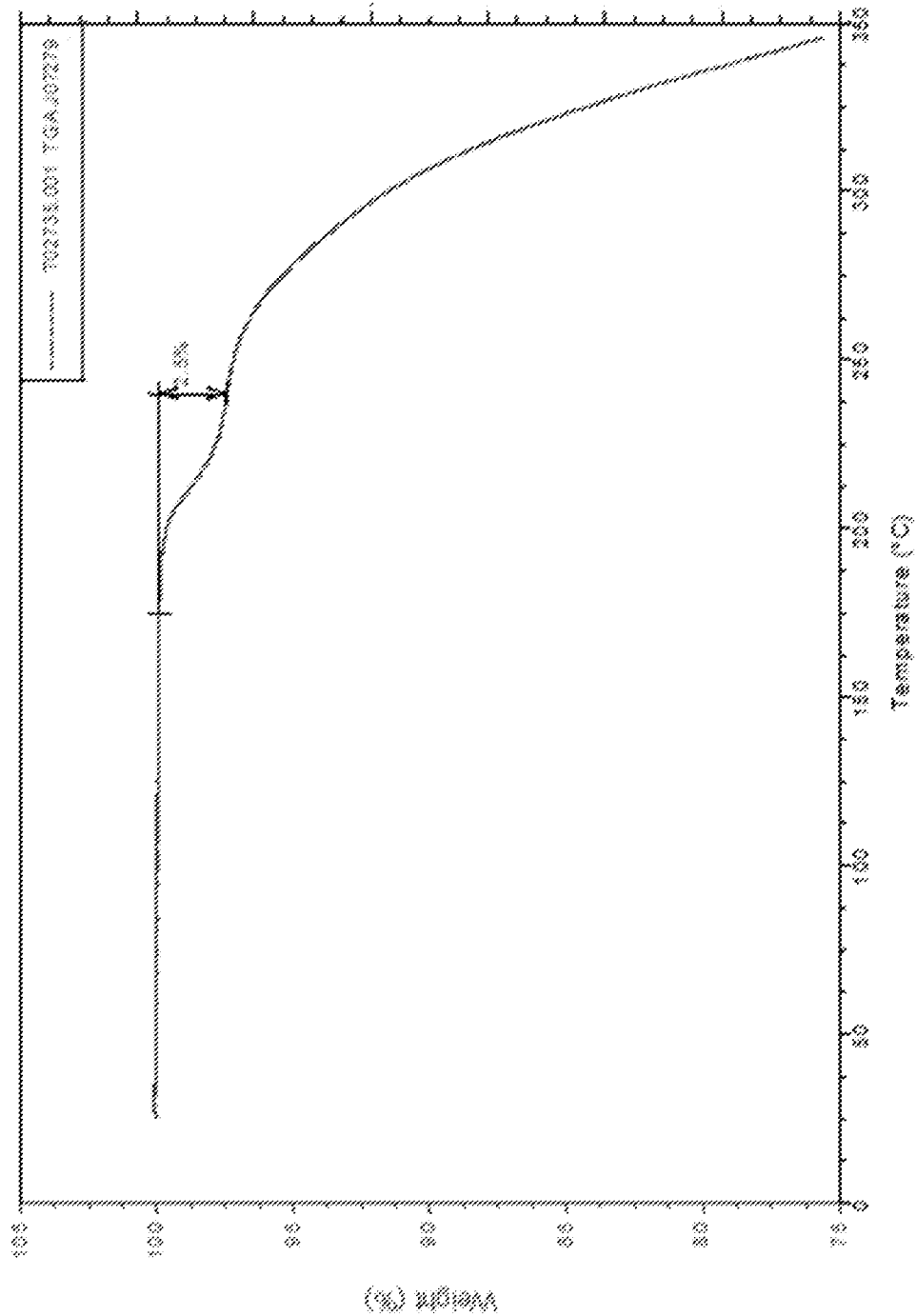


FIG. 3

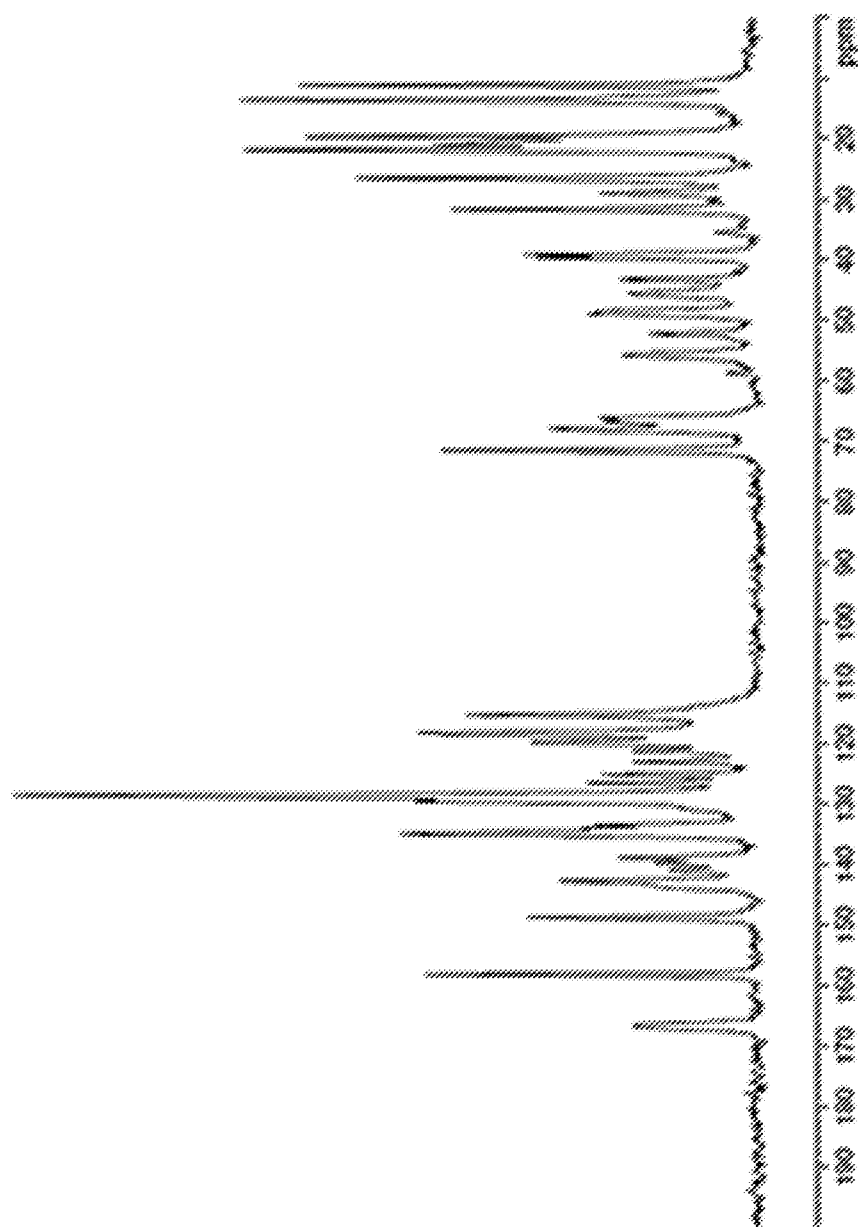


FIG. 4

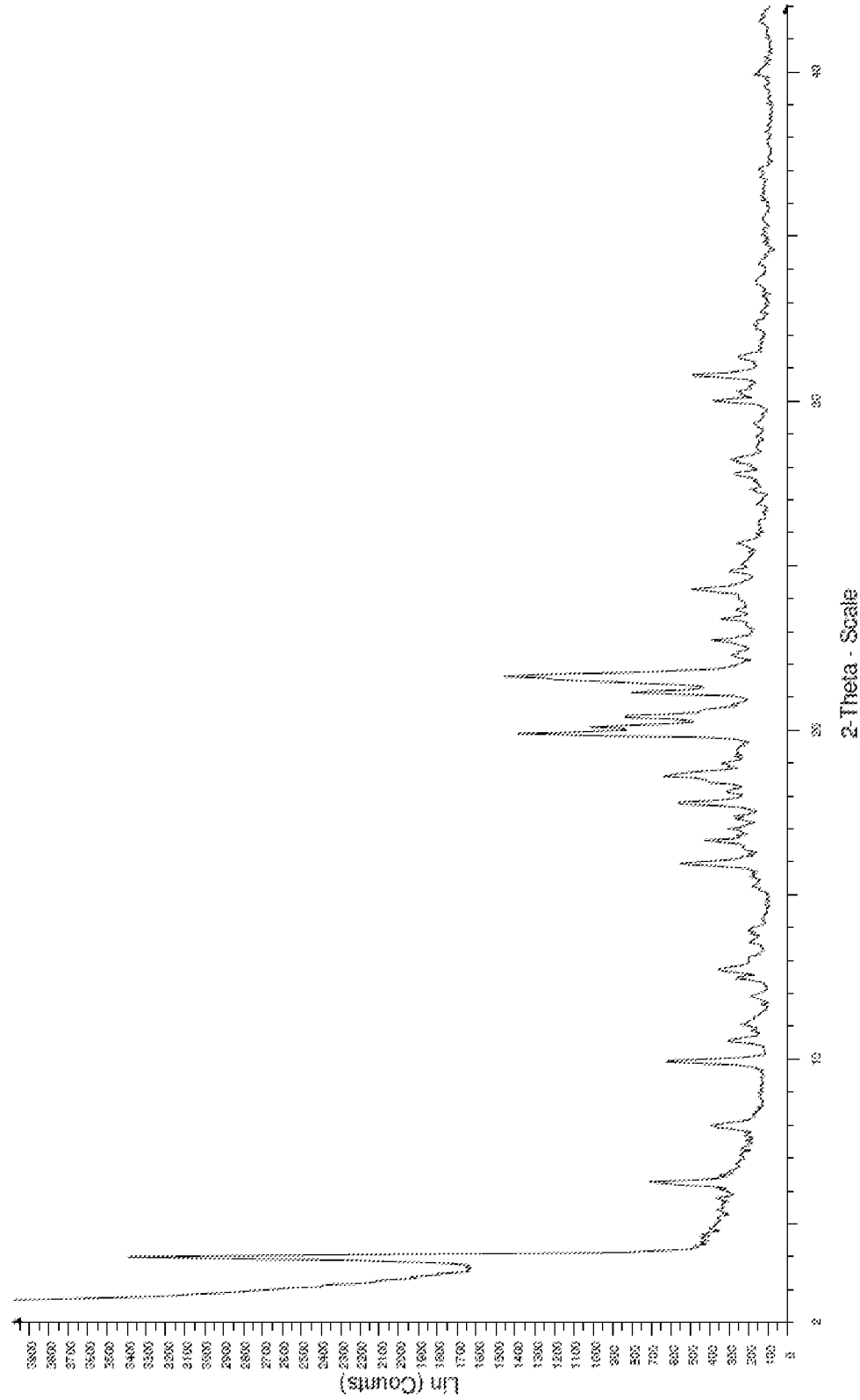


FIG. 5

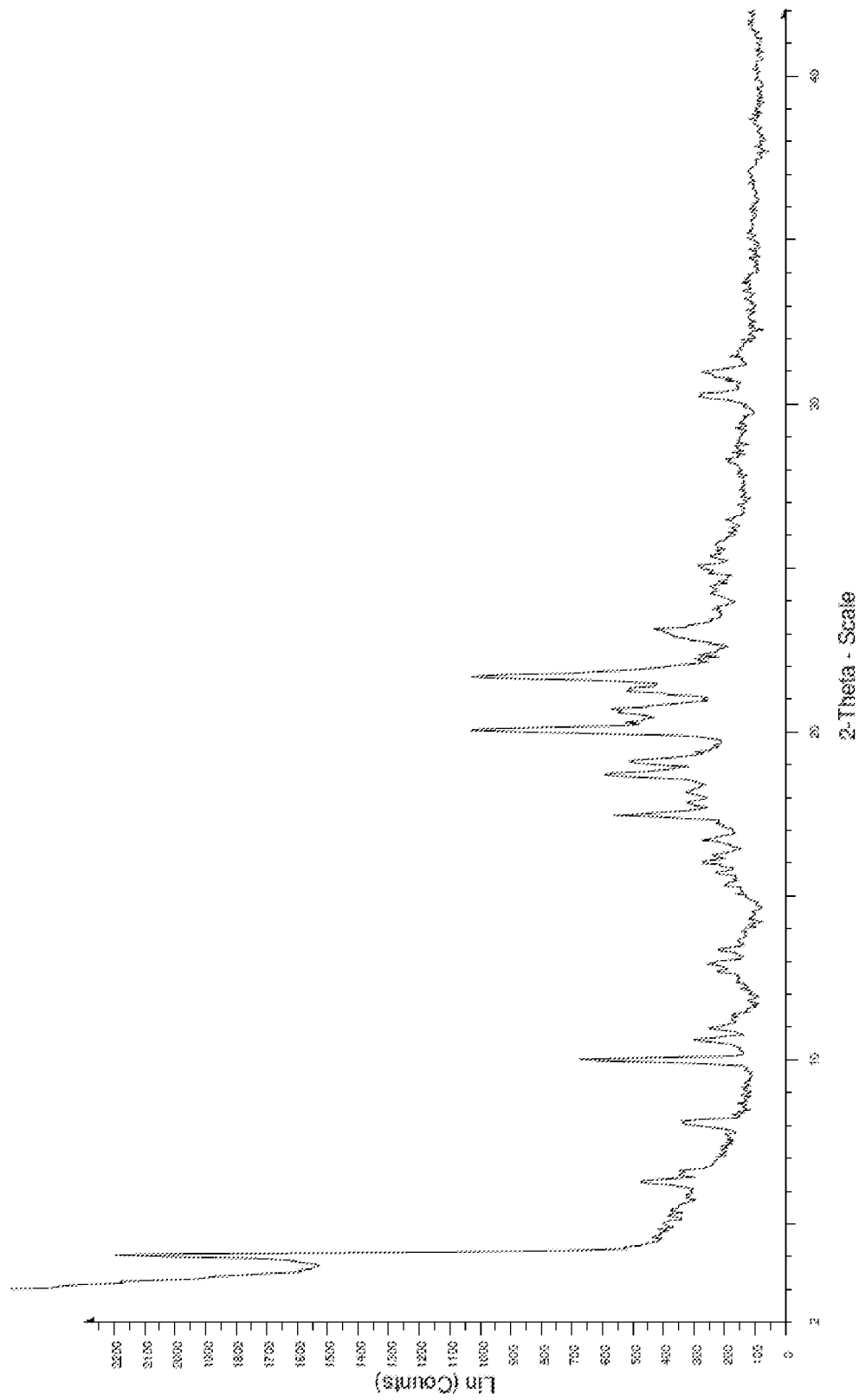


FIG. 6

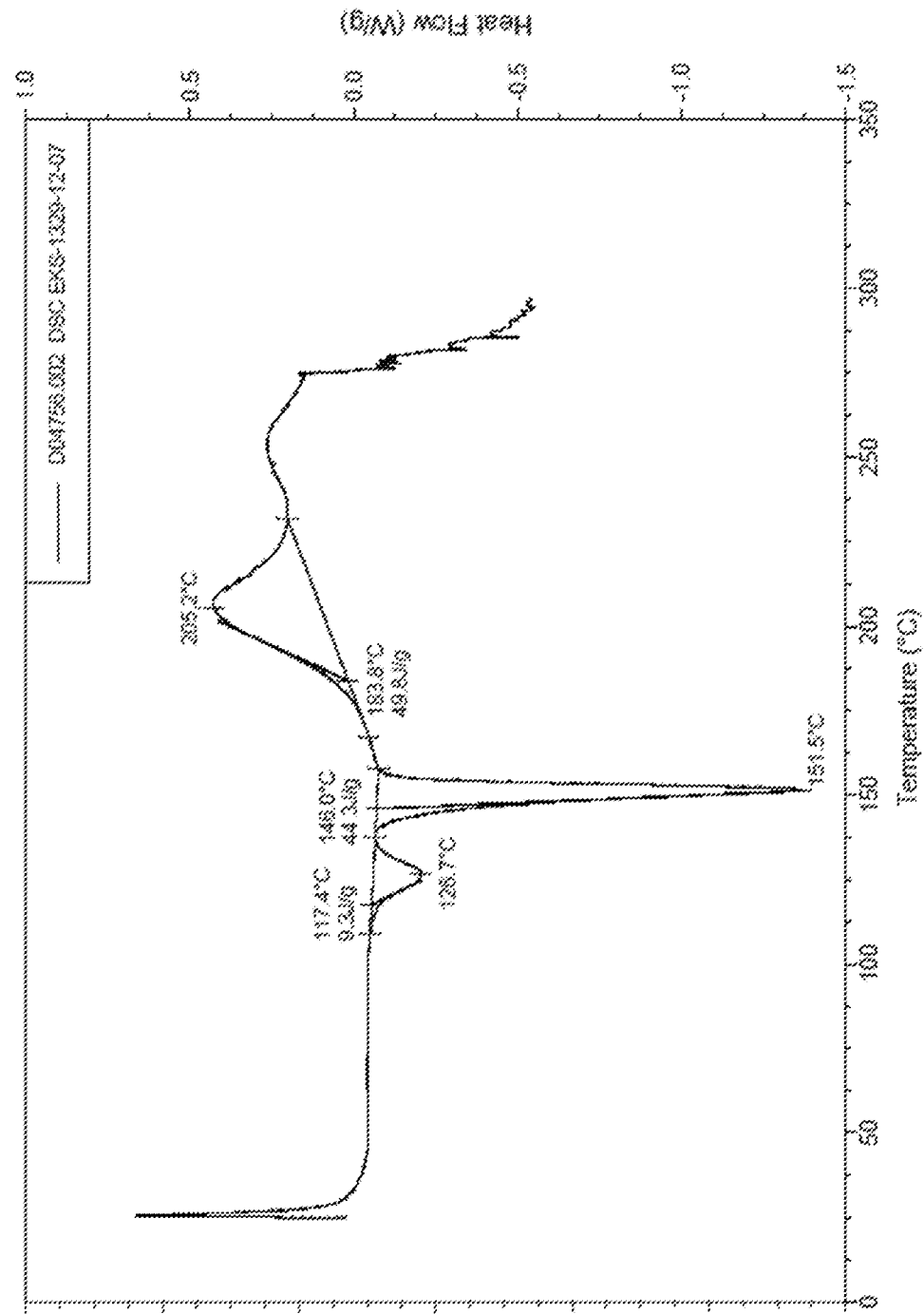


FIG. 7




FIG. 8

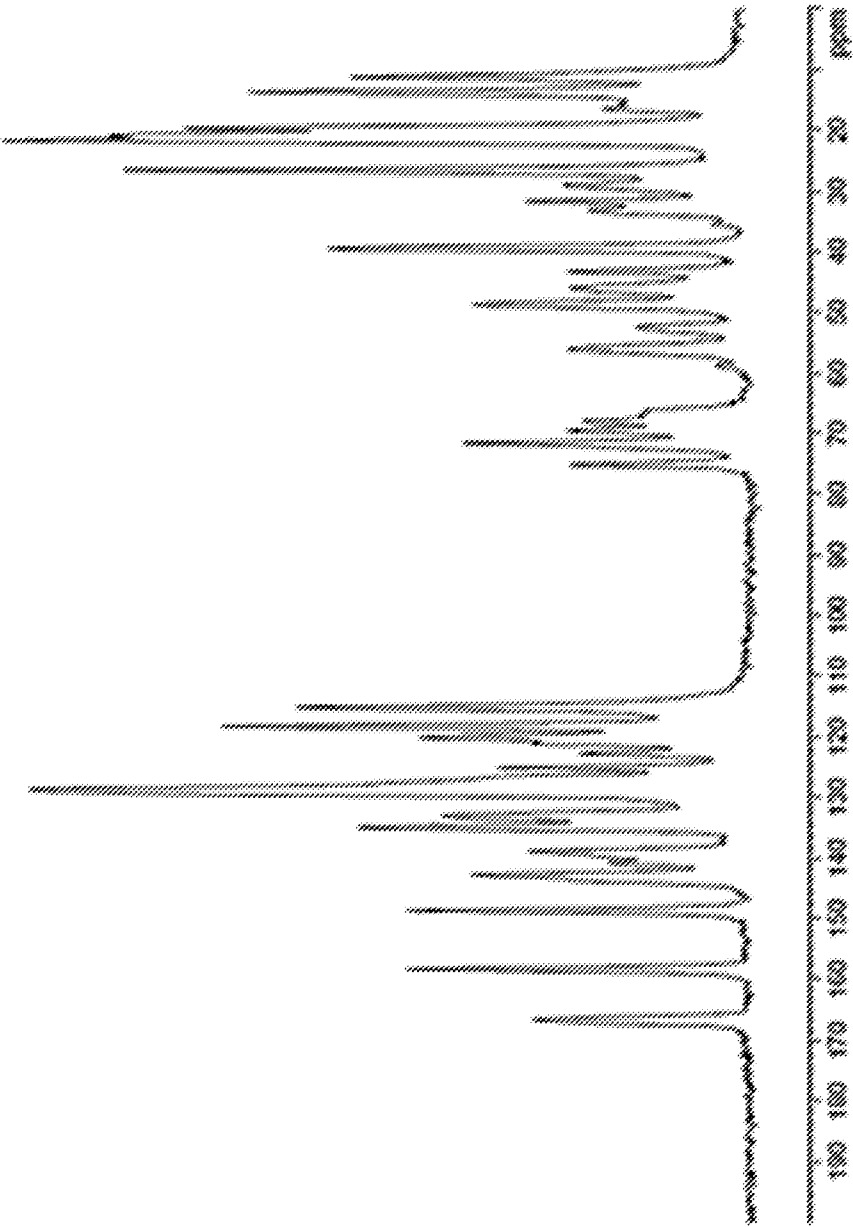
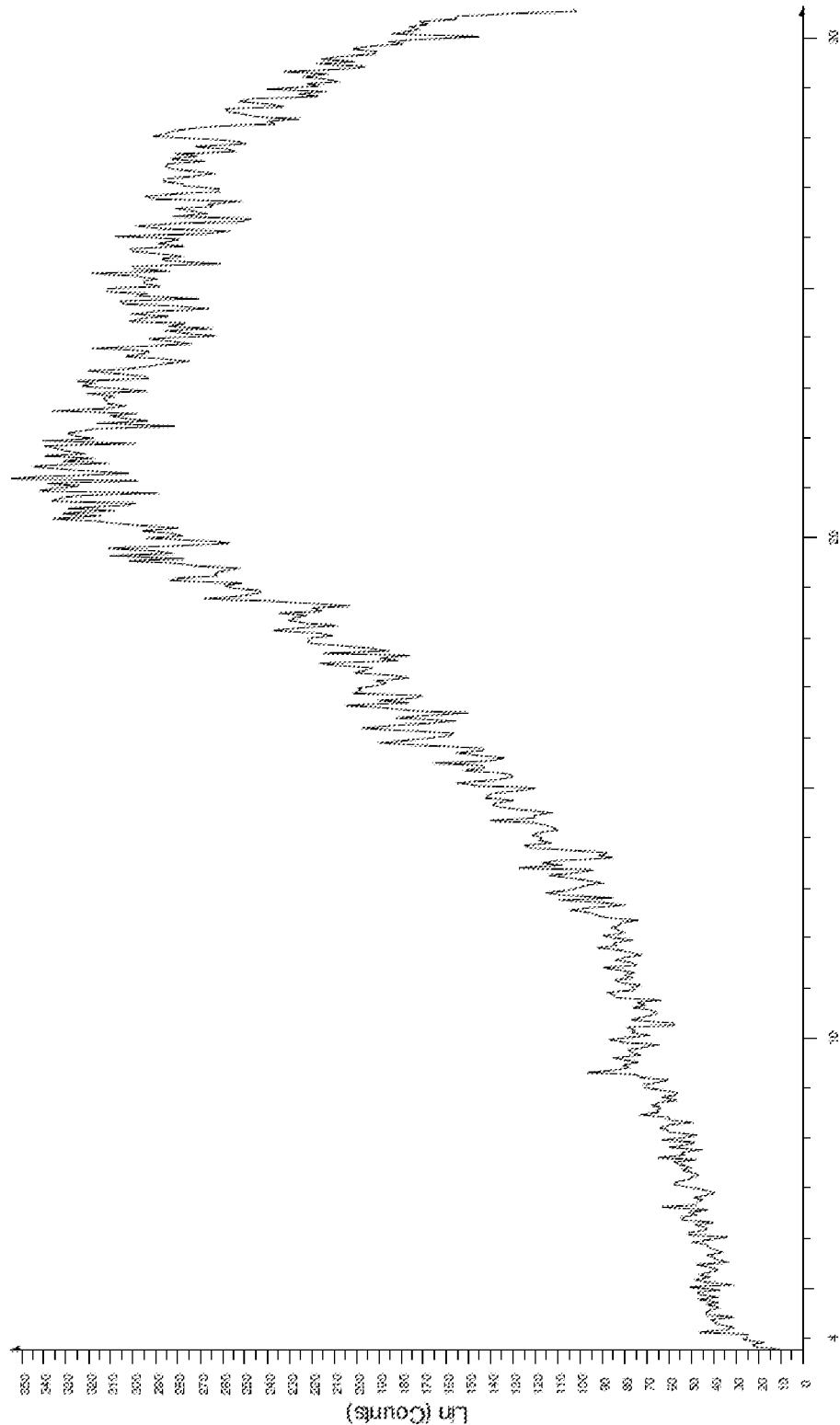


FIG. 9



2-Theta - Scale

FIG. 10

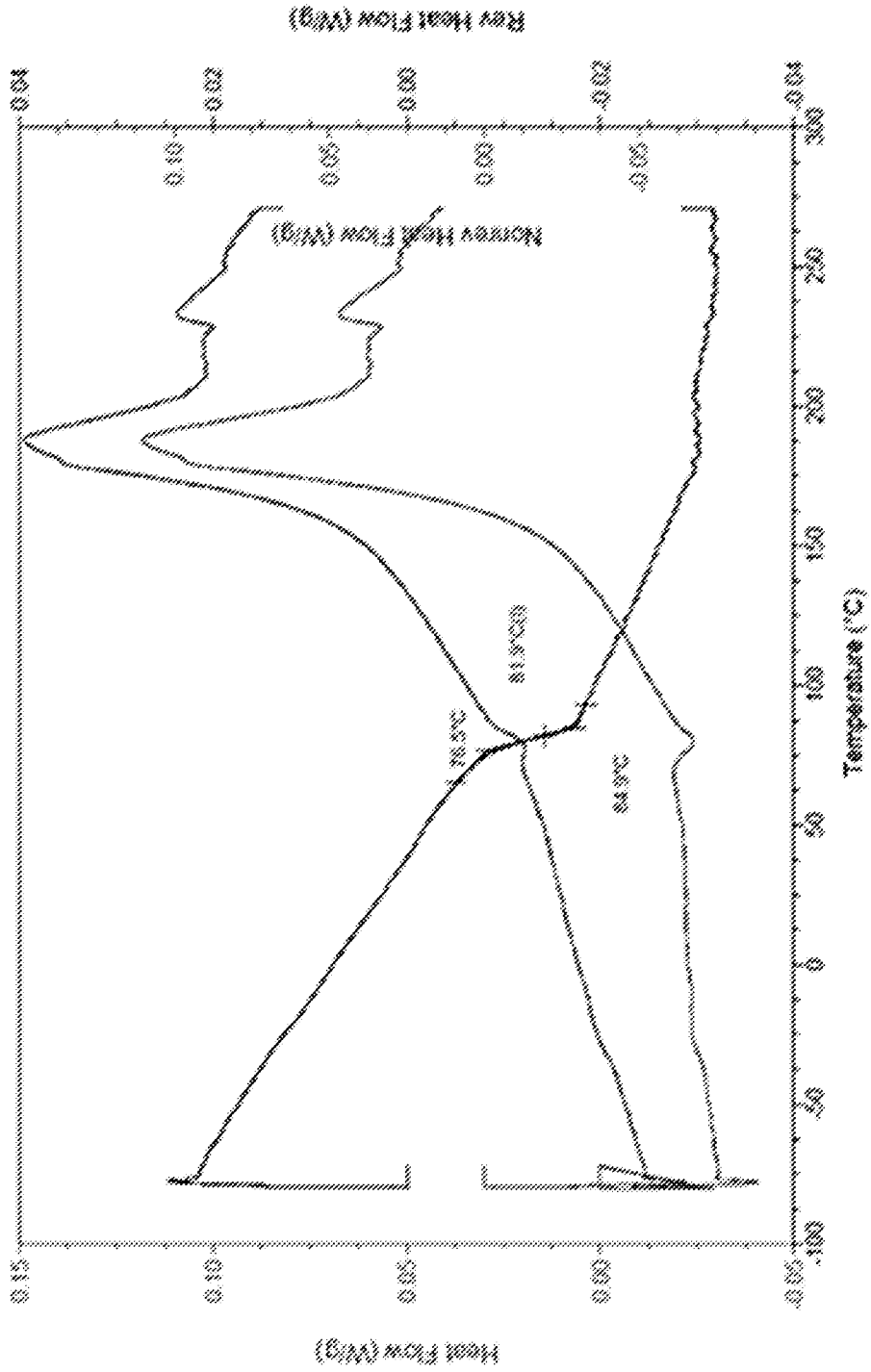


FIG. 11



FIG. 12B

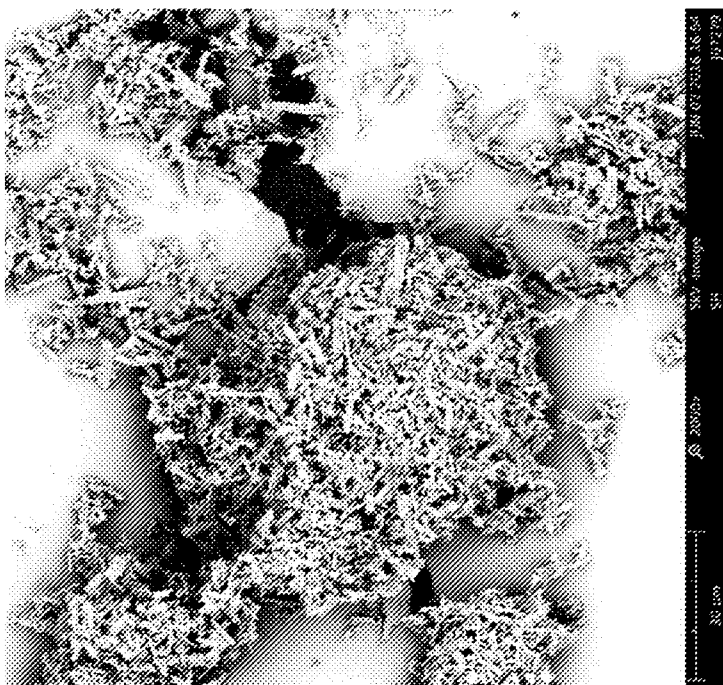


FIG. 12A




FIG. 13B

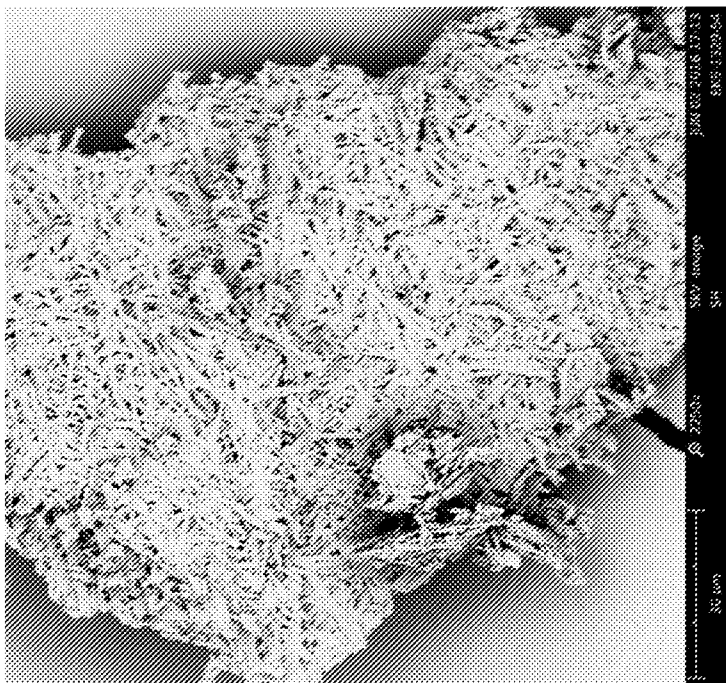


FIG. 13A

INTERNATIONAL SEARCH REPORT

International application No.

PCT/US2017/049400

A. CLASSIFICATION OF SUBJECT MATTER

IPC(8) - A61K 31/395; A61K 31/4164; A61K 31/4178; A61K 31/513; A61K 31/55; A61K 45/00 (2017.01)

CPC - A61K 31/4178; A61K 9/2013; A61K 31/395; A61K 31/513; A61K 31/536; A61K 45/06 (2017.08)

According to International Patent Classification (IPC) or to both national classification and IPC

B. FIELDS SEARCHED

Minimum documentation searched (classification system followed by classification symbols)

See Search History document

Documentation searched other than minimum documentation to the extent that such documents are included in the fields searched

Electronic data base consulted during the international search (name of data base and, where practicable, search terms used)

See Search History document

C. DOCUMENTS CONSIDERED TO BE RELEVANT

Category*	Citation of document, with indication, where appropriate, of the relevant passages	Relevant to claim No.
X	WO 2015/187663 A1 (TOBIRA THERAPEUTICS INC) 10 December 2015 (10.12.2015) entire document	1-3, 5, 6
A	WO 2013/167743 A1 (AKRON MOLECULES GMBH) 14 November 2013 (14.11.2013) entire document	1-3, 5, 6
A	US 8,183,273 B2 (SHIRAISHI et al) 22 May 2012 (22.05.2012) entire document	1-3, 5, 6

☐ Further documents are listed in the continuation of Box C.
 ☐ See patent family annex.

* Special categories of cited documents:	"T" later document published after the international filing date or priority date and not in conflict with the application but cited to understand the principle or theory underlying the invention
"A" document defining the general state of the art which is not considered to be of particular relevance	"X" document of particular relevance; the claimed invention cannot be considered novel or cannot be considered to involve an inventive step when the document is taken alone
"E" earlier application or patent but published on or after the international filing date	"Y" document of particular relevance; the claimed invention cannot be considered to involve an inventive step when the document is combined with one or more other such documents, such combination being obvious to a person skilled in the art
"L" document which may throw doubts on priority claim(s) or which is cited to establish the publication date of another citation or other special reason (as specified)	"&" document member of the same patent family
"O" document referring to an oral disclosure, use, exhibition or other means	
"P" document published prior to the international filing date but later than the priority date claimed	

Date of the actual completion of the international search

12 December 2017

Date of mailing of the international search report

08 JAN 2018

Name and mailing address of the ISA/US

Mail Stop PCT, Attn: ISA/US, Commissioner for Patents
P.O. Box 1450, Alexandria, VA 22313-1450

Facsimile No. 571-273-8300

Authorized officer

Blaine R. Copenheaver

PCT Helpdesk: 571-272-4300
PCT OSP: 571-272-7774

INTERNATIONAL SEARCH REPORT

International application No.

PCT/US2017/049400

Box No. II Observations where certain claims were found unsearchable (Continuation of item 2 of first sheet)

This international search report has not been established in respect of certain claims under Article 17(2)(a) for the following reasons:

1. ☐ Claims Nos.:
because they relate to subject matter not required to be searched by this Authority, namely:

2. ☐ Claims Nos.:
because they relate to parts of the international application that do not comply with the prescribed requirements to such an extent that no meaningful international search can be carried out, specifically:

3. ☒ Claims Nos.: 7-15, 25, 26, 31-40, 81, 85-87, 89, 90
because they are dependent claims and are not drafted in accordance with the second and third sentences of Rule 6.4(a).

Box No. III Observations where unity of invention is lacking (Continuation of item 3 of first sheet)

This International Searching Authority found multiple inventions in this international application, as follows:

See Extra Sheet

Claims 1-3, 5, and 6 have been analyzed subject to the restriction that the claims read on a crystalline form of a Compound I-MsOH, wherein the crystalline form is Crystalline Form A, which exhibits an X-ray powder diffraction pattern comprising one or more peaks at about 4.0+0.2, about 18.7+0.2, about 19.1+0.2, about 20.1+0.2 and about 21.7+0.2 degrees two-theta.

1. ☐ As all required additional search fees were timely paid by the applicant, this international search report covers all searchable claims.
2. ☐ As all searchable claims could be searched without effort justifying additional fees, this Authority did not invite payment of additional fees.
3. ☐ As only some of the required additional search fees were timely paid by the applicant, this international search report covers only those claims for which fees were paid, specifically claims Nos.:
4. ☒ No required additional search fees were timely paid by the applicant. Consequently, this international search report is restricted to the invention first mentioned in the claims; it is covered by claims Nos.:
1-3, 5, 6

Remark on Protest

- ☐ The additional search fees were accompanied by the applicant's protest and, where applicable, the payment of a protest fee.
- ☐ The additional search fees were accompanied by the applicant's protest but the applicable protest fee was not paid within the time limit specified in the invitation.
- ☐ No protest accompanied the payment of additional search fees.

Continued from Box No. III Observations where unity of invention is lacking

This application contains the following inventions or groups of inventions which are not so linked as to form a single general inventive concept under PCT Rule 13.1. In order for all inventions to be examined, the appropriate additional examination fees need to be paid.

Group I+: claims 1-6, 16-24, and 27-30 are drawn to crystalline forms of a Compound I-MsOH.

Group II: claims 41-43 are drawn to amorphous forms of Compound I-MsOH and compositions thereof.

Group III: claims 44-80, 82-84, and 88 are drawn to methods of making Crystalline forms of Compound I-MsOH, methods of making amorphous forms of Compound I-MsOH, and products produced by the methods thereof.

The first invention of Group I+ is restricted to a crystalline form of a Compound I-MsOH, wherein the crystalline form is Crystalline Form A, which exhibits an X-ray powder diffraction pattern comprising one or more peaks at about 4.0+0.2, about 18.7+0.2, about 19.1+0.2, about 20.1+0.2 and about 21.7+0.2 degrees two-theta. It is believed that claims 1-3, 5, and 6 read on this first named invention and thus these claims will be searched without fee to the extent that they read on the above embodiment.

Applicant is invited to elect additional formula(e) for each additional compound to be searched in a specific combination by paying an additional fee for each set of election. Each additional elected formula(e) requires the selection of a single definition for each compound variable. An exemplary election would be a crystalline form of a Compound I-MsOH, wherein the crystalline form is Crystalline Form A, wherein the X-ray powder diffraction pattern further comprises one or more peaks at about 10.0+0.2, about 17.4+0.2, about 20.4+0.2, about 20.7+0.2, and about 23.2+0.2 degrees two-theta. Additional formula(e) will be searched upon the payment of additional fees. Applicants must specify the claims that read on any additional elected inventions. Applicants must further indicate, if applicable, the claims which read on the first named invention if different than what was indicated above for this group. Failure to clearly identify how any paid additional invention fees are to be applied to the "+" group(s) will result in only the first claimed invention to be searched/examined.

The inventions listed in Groups I+, II, and III do not relate to a single general inventive concept under PCT Rule 13.1, because under PCT Rule 13.2 they lack the same or corresponding special technical features for the following reasons:

The special technical features of Group I+, crystalline forms of a Compound I-MsOH, are not present in Groups II and III; the special technical features of Group II, amorphous forms of Compound I-MsOH and compositions thereof, are not present in Groups I+ and III; the special technical features of Group III, methods of making Crystalline forms of Compound I-MsOH, methods of making amorphous forms of Compound I-MsOH, and products produced by the methods thereof, are not present in Groups I+ and II.

The Groups I+, II, and III formulae do not share a significant structural element requiring the selection of alternatives for the crystalline form.

The Groups I+, II, and III share the technical features of a crystalline form of a Compound I-MsOH; and an amorphous form of a Compound I-MsOH. However, these shared technical features do not represent a contribution over the prior art.

Specifically, WO 2015/187663 A1 to Tobira Therapeutics, Inc. teaches a crystalline form of a Compound I-MsOH (Para. [0032], In one embodiment, the cenicriviroc mesylate is a crystalline material, such as a pale greenish-yellow crystalline powder.); and an amorphous form of a Compound I-MsOH (Paras. [0073] and [0077],...cenicriviroc mesylate powder...)).

The inventions listed in Groups I+, II, and III therefore lack unity under Rule 13 because they do not share a same or corresponding special technical feature.