

No. 85,138.

PATENTED DEC. 22, 1868.

L. SCHÛE.
BOOT SHANK MACHINE.

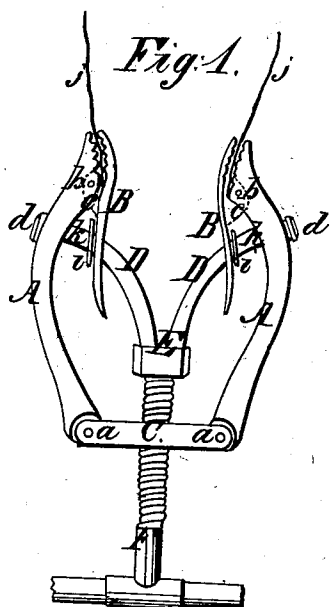


Fig. 1.

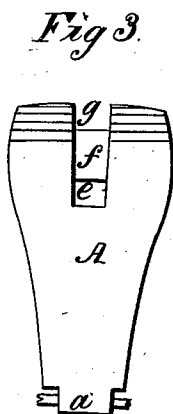


Fig. 3.

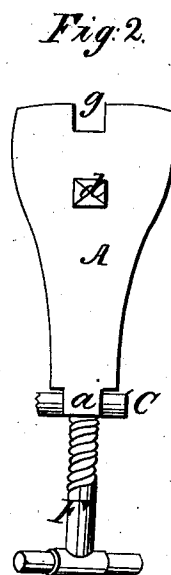
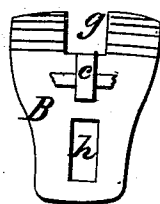


Fig. 2.

Fig. 4.



Fig. 5.



Witnesses:

E. B. Sherman
& A. Prest

Inventor:

Lodov SchÛe

United States Patent Office.

LODVER SCHÏE OF CHICAGO, ILLINOIS.

Letters Patent No. 85,138, dated December 22, 1868.

IMPROVED BOOT-SHANK MACHINE.

The Schedule referred to in these Letters Patent and making part of the same

To all whom it may concern:

Be it known that I, LODVER SCHÏE, of Chicago, Cook county, Illinois, have invented certain new and useful Improvements in Boot-Shank Machines; and I do declare that the following is a full, clear, and exact description thereof, reference being had to the accompanying drawings, making part of this specification, in which—

- Figure 1 is a front view, showing the machine open.
- Figure 2 is a side view.
- Figure 3, an inside view of the main jaw.
- Figure 4, a detached view of the collar.
- Figure 5, a detached view of one of the small or secondary jaws.

The object of my invention is to facilitate the fitting of the upper leather of the boot to the shank of the last.

To enable others skilled in the art to make and use my invention, I proceed to describe its construction and operation.

A A represent two jaws, about four and a half inches long, the lower ends of which are pivoted to the plate C, at a a.

B B are two smaller secondary jaws, which are pivoted to the jaws A A, at b b, the jaws B B being provided with a projection, c, and the jaws A A having a corresponding recess, f.

D D are two curved arms, the lower ends being pivoted in the piece E, having been first passed through the openings e and h, in the jaws A B.

The upper ends of these arms have a head, d, to prevent them from passing through the openings e.

The holes e and h are of such size as to permit the arms D to move freely therein.

On each arm D is a shoulder, k, and i is a collar, placed between this shoulder and the jaw B, which prevents the lower end of this jaw from approaching too near the jaws A.

F is a screw, for operating my device. This screw passes through C, which is provided with a hole, having a screw-thread, and is connected with E by a swivel-joint.

The inner surfaces of the upper ends of all the jaws are corrugated or grooved, as shown.

I provide a notch or opening, g, in the upper end of each jaw, as shown, for the purpose of allowing the leather, when properly drawn down, to place over the last, to be fastened thereto by means of nails.

In fig. 1, j j, represent the two sides of the upper leather, inserted between the jaws A B.

To avoid confusion, I have not shown any last; but, in use, the leather will be over a last, as will be understood by boot-makers.

The collar c may be dispensed with, in case the shoulder k be of sufficient size.

The several parts may be made of cast-iron; but, when so made, the inner small jaws B should be somewhat thicker than shown. The jaws may be about two inches wide at the upper ends.

In use, the upper leather of the boot is placed over the last. The machine having been opened by turning the screw, the leather is inserted between the jaws A B, on each side; then, the screw F being turned in the proper direction for bringing the two sets of jaws nearer each other, the leather will be securely held between the jaws A B, and by continuing to operate the screw, may be quickly drawn over the last as tightly as may be desired, and may then be secured in place by the use of nails, in the usual manner, when the shank-machine may be loosened, and removed.

Boot-makers are aware that it is difficult to properly fit the upper leather to the last at the shank, and will find my machine useful and effective.

Having thus fully described my invention,

What I claim as new, and desire to secure by Letters Patent, is—

1. The jaws A B, in combination with the arms D, plate C, and screw F, all constructed and operating substantially as and for the purposes specified.
2. The jaws A B, when provided with the openings g, substantially as and for the purposes specified.

LODVER SCHÏE.

Witnesses:

E. B. SHERMAN,
E. A. WEST.